
PROPORTIONAL FAIRNESS IN FEDERATED LEARNING

Guojun Zhang¹, Saber Malekmohammadi¹, Xi Chen¹ and Yaoliang Yu²
 {guojun.zhang, saber.malekmohammadi, xi.chen4}@huawei.com
 yaoliang.yu@uwaterloo.ca

¹Huawei Noah's Ark Lab

²University of Waterloo

June 1, 2022

ABSTRACT

With the increasingly broad deployment of Federated Learning (FL) systems in the real world, it is critical but challenging to ensure fairness in FL, i.e. reasonably satisfactory performances for each of the numerous diverse clients. Motivated by its great success in wireless networks, in this work, we introduce and study *Proportional Fairness* (PF) in FL. By viewing FL from a cooperative game perspective, where the players (clients) collaboratively learn a good model, we formulate PF as *Nash bargaining solutions*. Based on this concept, we propose *PropFair*, a novel and easy-to-implement algorithm for finding fair solutions in FL, with its convergence proved. Through extensive experiments on a wide array of vision and language datasets, we demonstrate that PropFair consistently achieves a noticeable improvement of the worst 10% accuracy over state-of-the-art fair FL algorithms, while maintaining competitive overall performance.

1 Introduction

Federated Learning (FL) has attracted an intensive amount of attention since its invention [1]. It lies in the domain of **cooperative AI**: different clients collaborate to learn some shared knowledge. At the same time, it addresses the concern of *privacy*: users' data will not be sent to a central server and the training process is done locally on each client. In the classic Federated Averaging (FedAvg) algorithm [1], the role of the server is simply to aggregate the local parameters of different clients, and redistribute their average. Numerous variants of FedAvg have been proposed since then, such as FedProx [2], FedOpt [3] and FedNova [4].

Since its inception, Federated Learning incorporates **fairness**¹ as an integral part [5]. This is because in FL a number of clients work collaboratively, despite of the heterogeneity of different objectives and resources. How to encourage the participation of various clients, without projecting an impression of benefiting only a (selected) few, is utterly important for the success of FL and remains a significant challenge in practice. Some efforts have been made to address this challenge. For instance, Mohri et al. [6] developed a framework named Agnostic Federated Learning (AFL), by optimizing the worst-case client loss function through minimax optimization. Other fair FL algorithms include TERM [7] with tilted losses, and Ditto [8], which further proposed to achieve fairness through personalizing the FL model for each client.² Last but not least, inspired by α -fairness [9] that is widely used in wireless networks, Li et al. [10] designed q -Fair Federated Learning (q -FFL).

In addition to α -fairness, another important concept in communication networks is **Proportional Fairness** (PF). It has been extensively used in telecommunication systems [11], e.g. in rate control for communication networks (such as ATM networks) [12], in cellular networks [13], and in power allocation algorithm [14]. It is a natural generalization of **Nash bargaining solutions** [15] and has been studied by [11] in an axiomatic way for resource allocation problems.

¹Throughout this paper, we treat fairness as good performance for the worse-off clients.

²While it is certainly possible to allow each client to have its own version of parameters, in this work we do not consider personalization.

Motivated by the great success of PF in telecommunication networks, which are indispensable when applying Federated Learning systems in the real world [16], in this work, we bring PF to Federated Learning. We propose a new algorithm, called **PropFair**, based on the notion of Proportional Fairness and the related Nash bargaining solutions for cooperative games. We prove its convergence to a neighborhood of Nash bargaining solutions, under standard assumptions in Federated Learning.

While there are so many fair Federated Learning algorithms, can we understand and compare them in a *unified* way? Another contribution we make is to unify them, including our PropFair. With **Kolmogorov's generalized mean** [17], we can understand each fair FL algorithm as minimizing a *weighted linear combination* of client losses, where the weights differ from algorithm to algorithm. Essentially, most of fair FL algorithms places a higher weight on the worse-off clients and a lower weight on the better-off ones.

Since most fair FL algorithms place more emphasis on worse-off clients, we would expect these clients to perform better than those trained with the vanilla FedAvg [1]. We conduct extensive experiments on popular vision and language datasets in FL, and show that PropFair achieves state-of-the-art performance for the worst 10% clients, compared to existing fair FL algorithms. This implies the potential wide applicability of PropFair in fair FL systems.

Notations. we use $f_i := \mathbb{E}_{(x,y) \sim \mathcal{D}_i}[\ell(\cdot, (x, y))]$ for the loss function of client i with distribution \mathcal{D}_i , with ℓ the cross entropy loss. We denote $F = \frac{1}{n} \sum_i f_i$ with n the number of clients. We use u_i for the (positive) utility of client i . The notation $\|\cdot\|_p$ means the ℓ_p norm.

2 Proportional Fairness (PF) and Nash Bargaining Solution

Proportional Fairness (PF) has been a widely studied notion in communication networks since [12], and it has deep roots in cooperative game theory [15, 11]. In this section, we introduce PF and its related notion, called Nash bargaining solution. Recall that u_i is the utility for player i , which we will talk about more specifically in Section 3. The definition of Proportional Fairness is the following:

Definition 2.1 (Proportional Fairness, PF, e.g. [12]). Suppose $\mathcal{U} \subseteq \mathbb{R}_{++}^n$. An n -dimensional utility vector $u^* \in \mathcal{U}$ is called *proportionally fair* if for all $u = (u_1, \dots, u_n) \in \mathcal{U}$:

$$\sum_{i=1}^n \frac{u_i - u_i^*}{u_i^*} \leq 0. \quad (1)$$

Intuitively, $(u_i - u_i^*)/u_i^*$ is the relative utility gain for player i given its utility switched from u_i^* to u_i . PF simply states that at the solution u^* , the total relative utility cannot be improved. For instance, for two players we have:

$$\frac{u_1 - u_1^*}{u_1^*} \leq -\frac{u_2 - u_2^*}{u_2^*}, \quad (2)$$

which says that at the optimal solution (u_1^*, u_2^*) , if player 1 gains p percentage more in terms of utility, then player 2 will lose a larger percentage than p . This is closely related to the bargaining game [15].

An n -player bargaining game is a *cooperative game* where all players can improve their utilities [18] simultaneously through cooperation. Since the seminal work of Nash [15], the bargaining problem has been an important topic in game theory [19, 20, 21]. The Nash bargaining solution is defined as:

Definition 2.2 (Nash bargaining solution). The Nash bargaining (NB) solution for n players solves the optimization problem:

$$\max_{u \in \mathcal{U}} \Pi(u), \text{ where } \Pi(u) := \prod_{i=1}^n u_i, \quad (3)$$

and $\mathcal{U} \subseteq \mathbb{R}_{++}^n$ is convex and compact.

The objective in Definition 2.2 is also known as the **Nash product**. The compactness assumption on \mathcal{U} guarantees the existence of a Nash bargaining solution while the convexity of \mathcal{U} also ensures its uniqueness. Axiomatic characterizations of the Nash bargaining solution are well-known, for instance by the following four axioms: Pareto optimality, symmetry, scale equivariance and monotonicity (e.g., Theorem 16.35 of [22]). The Nash bargaining solution and PF are closed related. In fact, we can show that they are equivalent for convex utility sets:

Proposition 2.3 (equivalence, e.g. [12, 23]). For any convex compact set $\mathcal{U} \in \mathbb{R}_{++}^n$, a point $u \in \mathcal{U}$ is the Nash bargaining solution iff it is proportionally fair. If \mathcal{U} is non-convex, then a PF solution, when exists, necessarily maximizes the Nash product.

This equivalence follows directly from the fact that (1) is the optimality condition for (3). From this equivalence, we can directly deal with Nash bargaining solutions from now on, instead of the original PF definition. For non-convex utility sets in general, we can see that Nash bargaining solution still exists if \mathcal{U} is compact, but it might not be unique. Additionally, it may not agree with the PF solution. Despite these obstacles, we still have the efficiency and fairness guarantee as follows, which is enough for our purpose in FL.

Efficiency and fairness. Applying Jensen’s inequality we can upper bound the Nash product:

$$\frac{1}{n} \log \Pi(u) \leq \log \frac{\sum_i u_i}{n}, \quad (4)$$

where the equality holds iff $u_1 = \dots = u_n$. This assures us that if the Nash product is large then the total utility should also be large. Therefore, maximizing the Nash product yields **efficiency**.³ On the other hand, if any of the utilities is close to 0, then the Nash product would also be negligible. Therefore, maximizing the Nash product does not yield extremely undesirable performance for any client. In a nutshell, maximizing the Nash product achieves efficiency and **fairness** simultaneously.

Figure 1 gives an illustration of the Nash bargaining solution. Among all the solutions that maximize the total utility, the Nash bargaining solution achieves equal utility for the two players, which has the largest worst-case utility (and is thus the fairest according to Footnote 1).

Remark. Similar to α -fairness in Li et al. [10], Proportional Fairness and the Nash bargaining solution serve mainly as a *motivation* for us to propose our own fair FL algorithm (§ 3), *rather than a new definition of fairness*. We still stick to the mainstream notion of fairness (Footnote 1) in this work. As discussed previously, maximizing the Nash product can achieve both efficiency and fairness. We will explore if it gives a better tradeoff in practice between these two in § 5.

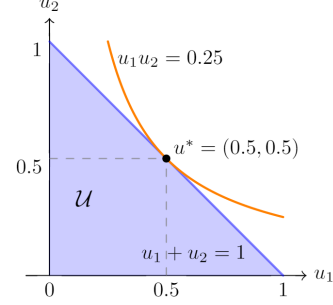


Figure 1: Figure inspired by [15]. \mathcal{U} : the feasible set of utilities. Blue line: maximizers of the total utility, on which the Nash bargaining solution u^* stands out as the fairest.

3 The PropFair Algorithm for Federated Learning

So far we have discussed Proportional Fairness and Nash bargaining solutions as its generalized version. In this section, we focus on devising a new algorithm based on the more general Nash bargaining solutions, since in practice the utility set is often non-convex (see discussion below Prop. 2.3). Due to the connection of Nash bargaining with PF, we call this algorithm *PropFair*.

In classical Federated Learning [1], a global model θ , often a deep neural network, is shared across clients, and all utilities are parameterized by θ . We have n clients, indexed by $i = 1, \dots, n$, each aiming to minimize a loss function $f_i(\theta)$, based on client i ’s proprietary data. A centralized server coordinates the joint effort by performing some aggregation to update the common parameter θ .

Our goal is to find a global model to maximize the Nash product introduced in Def. 2.2:

$$\max_{\theta} \frac{1}{n} \sum_i \log u_i(\theta), \quad (5)$$

in the hope that no client receives terrible service. One immediate question is: how do we define these utilities in FL? For the purpose of optimization, we take a simple approach with $u_i(\theta) = M - f_i(\theta)$, where M is some utility baseline and f_i is the loss function. The resulting objective becomes:

$$\min_{\theta} \pi(\theta) := -\frac{1}{n} \sum_i \log(M - f_i(\theta)). \quad (6)$$

Based on (6) we propose Algorithm 1 called *PropFair*.

Why not the product of loss functions? One might think an easier way to define the objective is to simply minimizing $\prod_i f_i$. However, this will encourage the client losses to be even more disparate. For instance, $(f_1, f_2) = (0, 1)$ has smaller product than $(f_1, f_2) = (\frac{1}{2}, \frac{1}{2})$.

³We define efficiency to be having high total utility.

Algorithm 1: PropFair

```

1 Input: global epoch  $T$ , client number  $n$ , loss function  $f_i$  for client  $i$ , number of samples  $n_i$  for client  $i$ , initial
   global model  $\theta_0$ , local step number  $K_i$ , baseline  $M$ , threshold  $\epsilon$ 
2 for  $t$  in  $0, 1 \dots T - 1$  do
3     randomly select  $\mathcal{S}_t \subseteq [n]$ 
4      $\theta_{t,0}^{(i)} = \theta_t$  for  $i \in \mathcal{S}_t$ ,  $N = \sum_{i \in \mathcal{S}_t} n_i$ 
5     for  $i$  in  $\mathcal{S}_t$  do // in parallel
6          $j = 1$ , draw  $K_i$  batches from client  $i$ 
7         for  $S$  in the  $K_i$  batches do
8              $\ell_S^i(\theta) = \frac{1}{|S|} \sum_{(x,y) \in S} \ell(\theta, (x, y))$ 
9              $f_i^{\log}(\theta) = -\log(M - \ell_S^i(\theta))$  if  $M - \ell_S^i(\theta) \geq \epsilon$  else  $\ell_S^i(\theta)/M$ 
10             $\theta_{t,j}^{(i)} \leftarrow \theta_{t,j-1}^{(i)} - \eta \nabla f_i^{\log}(\theta_{t,j-1}^{(i)})$ ,  $j \leftarrow j + 1$ 
11         $\theta_{t+1} = \sum_{i \in \mathcal{S}_t} \frac{n_i}{N} \theta_{t,K_i}^{(i)}$ 
12 Output: global model  $\theta_T$ 
    
```

Relation with FedAvg. When $f_i(\theta)$ is small compared to M , the loss function for client i becomes:

$$f_i^{\log}(\theta) = -\log(M - f_i(\theta)) \approx -\log M + \frac{f_i(\theta)}{M}.$$

Thus, FedAvg can be regarded as a first-order approximation of PropFair. In other words, PropFair should be at least as good as FedAvg (by taking large M).

Implementation tricks. To avoid negative numbers in the logarithm, we replace $-\log(M - \ell_S^i(\theta))$ with $\ell_S^i(\theta)/M$ if $M - \ell_S^i(\theta) < \epsilon$ (here $\epsilon > 0$). An added benefit is that it also stabilizes the optimization procedure, since if $M - \ell_S^i(\theta)$ is small for some batch, taking the gradient of $\log(M - \ell_S^i(\theta))$ would lead to a large effective learning rate (see (7)). At a later stage of training, $\ell_S^i(\theta)$ is usually small and we are effectively minimizing the objective (6).

3.1 The optimization side of PropFair

In this subsection, we discuss the convexity of our PropFair objective and the convergence guarantee of Algorithm 1.

3.1.1 Convexity of the PropFair objective

Convexity is an important and desirable property in optimization [24]. With convexity, every stationary point is optimal [25]. From the composition rule, if f_i is convex for each client i , then $M - f_i(\theta)$ is concave, and thus $\sum_i \log(M - f_i(\theta))$ is concave as well (e.g. [24]). In other words, for convex losses, our optimization problem (6) is still convex as we are maximizing over concave functions. Moreover, our PropFair objective is convex *even* when f_i 's are not. For example, this could happen if we have only one client and $f_1(\theta) = M - e^{-\|\theta\|^2}$. In fact, it suffices to require each $M - f_i$ to be log-concave [24].

3.1.2 Adaptive learning rate and curvature

Denote $\varphi(t) = -\log(M - t)$. We can compute the 1st- and 2nd-order derivatives of $\varphi \circ f_i$:

$$\nabla(\varphi \circ f_i) = \frac{\nabla f_i}{M - f_i}, \quad \nabla^2(\varphi \circ f_i) = \frac{(M - f_i)\nabla^2 f_i + (\nabla f_i)(\nabla f_i)^\top}{(M - f_i)^2}. \quad (7)$$

This equation tells us that at each local gradient step, the gradient $\nabla(\varphi \circ f_i)$ has the same direction as ∇f_i , and the only difference is the step size. Compared to FedAvg, PropFair automatically has an *adaptive learning rate* for each client. When the local client loss function f_i is small, the learning rate is smaller; when f_i is large, the learning rate is larger. This agrees with our intuition that to achieve fairness, a worse-off client should be allowed to take a more aggressive learning rate, while a better-off client moves more slowly to “wait for” other clients.

In the Hessian $\nabla^2(\varphi \circ f_i)$, an additional positive semi-definite (p.s.d.) term $(\nabla f_i)(\nabla f_i)^\top$ is added. Thus, $\nabla^2(\varphi \circ f_i)$ can be p.s.d. even if the original Hessian $\nabla^2 f_i$ is not. Moreover, the denominator $(M - f_i)^2$ has a similar effect of coordinating the curvatures of various clients as in the gradients.

3.1.3 Convergence results

Let us now formally prove the convergence of PropFair by bounding its progress, using standard assumptions [26, 3] such as Lipschitz smoothness and bounded variance. Every norm discussed in this subsection is Euclidean (including the proofs in Appendix A). Recall that:

$$f_i(\theta) := \mathbb{E}_{(x,y) \sim \mathcal{D}_i} [\ell(\theta, (x, y))], \quad F(\theta) = \frac{1}{n} \sum_{i=1}^n f_i(\theta).$$

We first assume Lipschitz smoothness for each function f_i . Since in practice we use SGD for training, we consider the effect of mini-batches. We also assume that the (local) variance of mini-batches and the (global) variance among clients are bounded.

Assumption 3.1 (Lipschitz smoothness and bounded variances). *Each function f_i is L -Lipschitz smooth, i.e., for any $\theta, \theta' \in \mathbb{R}^d$ and any $i \in [n]$, we have $\|\nabla f_i(\theta) - \nabla f_i(\theta')\| \leq L\|\theta - \theta'\|$. For any $\theta \in \mathbb{R}^d$ and any $i, j \in [n]$, we have $\|\nabla f_i(\theta) - \nabla f_j(\theta)\|^2 \leq \sigma_g^2$ and the following inequality:*

$$\mathbb{E}_{S \sim \mathcal{D}_i^m} \left\| \frac{1}{|S|} \sum_{(x,y) \in S} \nabla \ell(\theta, (x, y)) - \nabla f_i(\theta) \right\|^2 \leq \sigma_{l,i}^2.$$

Following the notations of [3], we use σ_g^2 and $\sigma_{l,i}^2$ to denote the global and local variances for client i . This assumption allows us to obtain the convergence result for FedAvg (see details in Algorithm 2). Note that for client i , the number of local steps is K_i with learning rate η . If we additionally assume the Lipschitzness and bounded variances for the client losses:

Assumption 3.2 (boundedness, Lipschitz continuity and bounded variances for client losses). *For any $i \in [n]$, $\theta \in \mathbb{R}^d$ and any batch $S \sim \mathcal{D}_i^m$ of m i.i.d. samples, we have:*

$$0 \leq \ell_S(\theta) := \frac{1}{|S|} \sum_{(x,y) \in S} \ell(\theta, (x, y)) \leq \frac{M}{2},$$

and $\|f_i(\theta) - f_i(\theta')\| \leq L_0\|\theta - \theta'\|$. We also assume that for any $i, j \in [n]$ and $\theta \in \mathbb{R}^d$, $\|f_i(\theta) - f_j(\theta)\|^2 \leq \sigma_{0,g}^2$ and $\mathbb{E}_{S \sim \mathcal{D}_i^m} \left\| \frac{1}{|S|} \sum_{(x,y) \in S} \ell(\theta, (x, y)) - f_i(\theta) \right\|^2 \leq \sigma_{0,l,i}^2$ hold.

we can obtain the convergence guarantee of PropFair to a neighborhood of the stationary point:

Theorem 3.3 (PropFair). *Denote $\tilde{L} = \frac{4}{M^2}(\frac{3}{2}ML + L_0^2)$ and $p_i = \frac{n_i}{N}$. Given Assumptions 3.1 and 3.2, assume that the local learning rate satisfies:*

$$\eta \leq \min \left\{ \min_{i \in [n]} \frac{1}{6\tilde{L}K_i}, \frac{1}{L} \sqrt{\frac{1}{24(e-2)(\sum_i p_i^2)(\sum_i K_i^4)}} \right\}. \quad (8)$$

By running Algorithm 1 for T global epochs we have:

$$\min_{0 \leq t \leq T-1} \mathbb{E} \|\nabla \pi(\theta_t)\|^2 \leq \frac{12}{(11\mu - 9)\eta} \left(\frac{\pi_0 - \pi^*}{T} + \tilde{\Psi}_\sigma \right),$$

with $\mu = \sum_i p_i K_i$ for full participation and $\mu = \min_i K_i$ for partial participation, $\pi_0 = \pi(\theta_0)$, $\pi^* = \min_\theta \pi(\theta)$ the optimal value, and

$$\tilde{\Psi}_\sigma = \frac{\eta}{2} \left(\sum_{i=1}^n p_i^2 \right) \left[\sum_{i=1}^n K_i^2 (\tilde{\sigma}_{l,i}^2 + 2\tilde{\sigma}_g^2) + 2(e-2)\eta^2 L^2 \sum_{i=1}^n K_i^3 (\tilde{\sigma}_{l,i}^2 + 6K_i \tilde{\sigma}_g^2) \right],$$

where $\tilde{\sigma}_{l,i}^2 = \frac{8}{M^4}(9M^2\sigma_{l,i}^2 + 4L_0^2\sigma_{0,l,i}^2)$ and $\tilde{\sigma}_g = \frac{4}{M}(\frac{3}{2}\sigma_g + \frac{L_0}{M}\sigma_{0,g})$.

Our result is quite general: we allow for both full and partial participation; multiple and heterogeneous local steps; and non-uniform aggregation with weight p_i . The variance term $\tilde{\Psi}_\sigma$ decreases with smaller local steps K_i , which agrees with our intuition that each K_i should be as small as possible given the communication constraint. Moreover, to minimize $\sum_i p_i^2$ we should take $p_i = 1/n$ for each client i , which means if the samples are more evenly distributed across clients, the error is smaller. In presence of convexity, we can see that PropFair converges to a neighborhood of the optimal solution, and the size of the neighborhood is controlled by the heterogeneity of clients and the variance of mini-batches. When the variance terms $\tilde{\sigma}_{l,i} = \tilde{\sigma}_g = 0$, and the local step number $K_i = 1$ for all $i \in [n]$, our result reduces to the standard result of gradient descent, with $\min_{0 \leq t \leq T-1} \mathbb{E} \|\nabla \pi(\theta_t)\|^2 \leq O(\frac{1}{T})$.

4 Unifying Fair FL Algorithms

With so many fair FL algorithms being proposed, can we understand them in a principled framework? In this section, we show that many existing fair FL algorithms, as well as our PropFair, can be treated in a surprisingly unified way. In some way, the goal of Federated Learning is to minimize a series of (non-negative) loss functions f_1, f_2, \dots, f_n based on their best trade-offs. This can be treated as Multi-Objective Optimization (MOO) [27], which has been extensively studied in the field of Operational Research [28]. One way to solve the trade-off among clients is through scalarizing the *nonnegative* vector losses $f = (f_1, \dots, f_n)$ with the **generalized mean** [17]:

$$A_s(f) := s^{-1} \left(\frac{1}{n} \sum_{i=1}^n s(f_i) \right), \quad (9)$$

where s is a (strictly) monotonic and continuous function. [17] also provided a complete characterization of such generalized means. For instance, the generalized mean is clearly permutation invariant and increasing in each f_i . The generalized mean provides a convenient aggregation strategy for the different goals of each client in FL. Indeed, many existing FL algorithms, as well as ours, can be cast as special cases of this perspective.

FedAvg [1]. Simply setting $s(t) = t$ results in the usual arithmetic mean:

$$\min_{\theta} \frac{1}{n} \|f(\theta)\|_1 \equiv \min_{\theta} \sum_{i=1}^n f_i(\theta). \quad (10)$$

This corresponds to the utilitarian [29] point of view in social welfare, where we maximize the total performance, without much regard to the individual wellness of each client.

q -FFL [10]. Setting $s(t) = t^{q+1}$ for some $q \geq 0$ yields the usual power mean:

$$\min_{\theta} n^{-\frac{1}{q+1}} \|f(\theta)\|_{q+1} \equiv \min_{\theta} \sum_{i=1}^n f_i^{q+1}(\theta).$$

This corresponds to α -fairness [9] in network resource allocation. Obviously, with $q = 0$, q -FFL reduces to FedAvg, but q -FFL places more emphasis on the clients who suffer a larger loss with a larger q .

AFL [6]. Letting $q \rightarrow \infty$ in q -FFL, we recover agnostic FL:

$$\min_{\theta} \|f(\theta)\|_{\infty} \equiv \min_{\theta} \max_{i=1, \dots, n} f_i(\theta), \quad (11)$$

This corresponds to the egalitarian [30] point of view and aims at maximizing the performance of the most disadvantaged client, while potentially putting all other clients on hold.

TERM [7]. Setting $s(t) = e^{\alpha t}$ for $\alpha > 0$ gives:

$$\min_{\theta} \frac{1}{\alpha} \log \left(\frac{1}{n} \sum_i e^{\alpha f_i(\theta)} \right), \quad (12)$$

which agrees with the objective of Tilted Empirical Risk Minimization (TERM) [7]. Taking $\alpha \rightarrow \infty$ we can obtain AFL. However, to our knowledge, there is no corresponding fairness criterion to it.

PropFair. If we define $s(t) = -\log(M - t)$, then the generalized mean of PropFair becomes:

$$A_s(f) = M - \prod_{i=1}^n (M - f_i)^{1/n}. \quad (13)$$

This is equivalent to optimizing our objective (6).

4.1 Dual view of fair FL

We can also supply a dual view of the aforementioned FL algorithms that is perhaps more revealing. Concretely, let s be (strictly) increasing, convex and thrice differentiable. Then, the generalized mean function A_s is convex iff $-s'/s''$ is convex (Theorem 1 of [31]). Applying the convex conjugate of A_s we obtain the equivalent problem:

$$\min_{\theta} A_s(f(\theta)) \equiv \min_{\theta} \max_{\lambda \geq 0} \sum_i \lambda_i f_i(\theta) - A_s^*(\lambda), \quad (14)$$

Table 1: Different fairness concepts and their corresponding FL algorithms. f_i is the loss function for the i^{th} client. The requirement of λ can be found in Section 4.1.

FL algorithm	Principle	Objective	Constraints of λ	Reference
FedAvg	Utilitarian	$\sum_i f_i$	$\lambda_1 = \dots = \lambda_n = 1/n$	[1]
Agnostic FL	Egalitarian	$\max_i f_i$	$\lambda \geq \mathbf{0}, \mathbf{1}^\top \lambda \leq 1$	[6]
q -FFL	α -fairness	$\sum_i f_i^{q+1}$	$\lambda \geq \mathbf{0}, \ \lambda\ _{(q+1)/q} \leq n^{-\frac{1}{q+1}}$	[10]
TERM	n/a	$\sum_i e^{\alpha f_i}$	$\lambda_i \propto e^{\alpha f_i}, \lambda \geq \mathbf{0}, \mathbf{1}^\top \lambda = 1$	[7]
PropFair	Proportional	$-\sum_i \log(M - f_i)$	$\lambda_i \propto \frac{1}{M-f_i}, \prod_i (n\lambda_i) = 1$	this work

where $A_s^*(\lambda) := \sup_f \lambda^\top f - A_s(f)$ is the *convex conjugate* of A_s . Note that $f \geq \mathbf{0}$ and thus we require $\lambda \geq \mathbf{0}$. After solving the inner maximization problem and suppose we have obtained the dual variable λ , then our fair FL algorithms are essentially FedAvg with a fine-tuned weighting vector λ .

Constraints of λ . Solving the convex conjugate A_s^* often gives additional constraints on λ . For example, for FedAvg we can find that $A_s^*(\lambda) = 0$ if $\lambda_i = 1/n$ for all $i \in [n]$ and $A_s^*(\lambda) = \infty$ otherwise. For $s(t) = t^{q+1}$, we obtain the conjugate function corresponding to q -FFL:

$$A_s^*(\lambda) = \begin{cases} 0, & \text{if } \lambda \geq \mathbf{0} \text{ and } \|\lambda\|_{(q+1)/q} \leq n^{-\frac{1}{q+1}}, \\ \infty & \text{otherwise.} \end{cases} \quad (15)$$

Similarly, we can derive the convex conjugate of TERM [7] as:

$$A_s^*(\lambda) = \frac{1}{\alpha} \sum_i \lambda_i \log \lambda_i + \frac{1}{\alpha} \log n, \text{ if } \lambda^\top \mathbf{1} = 1, \lambda \geq \mathbf{0}. \quad (16)$$

and $A_s^*(\lambda) = \infty$ otherwise. The maximizer is achieved at $\lambda_i = \frac{\exp(\alpha f_i)}{\sum_i \exp(\alpha f_i)}$, i.e., $\lambda_i \propto e^{\alpha f_i}$. In other words, TERM gives a higher weight to clients with worse losses.

With this dual view, we can also treat PropFair as minimizing a weighted combination of loss functions (plus constants), similar to other algorithms:

Proposition 4.1 (dual view of PropFair). *The generalized mean (13) can be written as:*

$$A_s(f) = \max_{\lambda \geq \mathbf{0}, \prod_i (n\lambda_i) \geq 1} \lambda^\top f - M(\lambda^\top \mathbf{1} - 1), \quad (17)$$

Solving the inner maximization of (14) gives $\prod_{i=1}^n (n\lambda_i) = 1$ and $\lambda_i \propto \frac{1}{M-f_i}$.

Similar to TERM, PropFair puts a larger weight on worse-off clients with a larger loss. In Table 1, we summarize all the algorithms we have discussed (FedAvg, q -FFL, AFL, TERM and PropFair), including their motivating principles, objectives as well as the constraints of λ induced by A_s^* . Detailed derivations of the convex conjugates can be found in Appendix C.

Despite the fair FL algorithms are motivated from different principles, most of them achieve a balance between efficiency and fairness (§ 2), thus allowing us to compare them on the same ground (§ 5).

5 Experiments

In this section, we test the ability of PropFair (Algorithm 1) achieving a satisfactory tradeoff between efficiency and fairness. Our experiments confirm that PropFair achieves better worst-case performances with competitive overall performance. See Appendix B for more details.

5.1 Experimental setup

We first give details on our datasets, models and hyperparameters, which are in accordance with existing works. For a comprehensive survey of benchmarking FL algorithms, see e.g. [32, 33].

Datasets. We follow standard benchmark datasets as in the existing literature, including CIFAR-10/100 [34], CINIC-10 [35], Shakespeare [1] and StackOverflow [36]. For vision datasets (CIFAR-10/100 and CINIC-10), the task is image

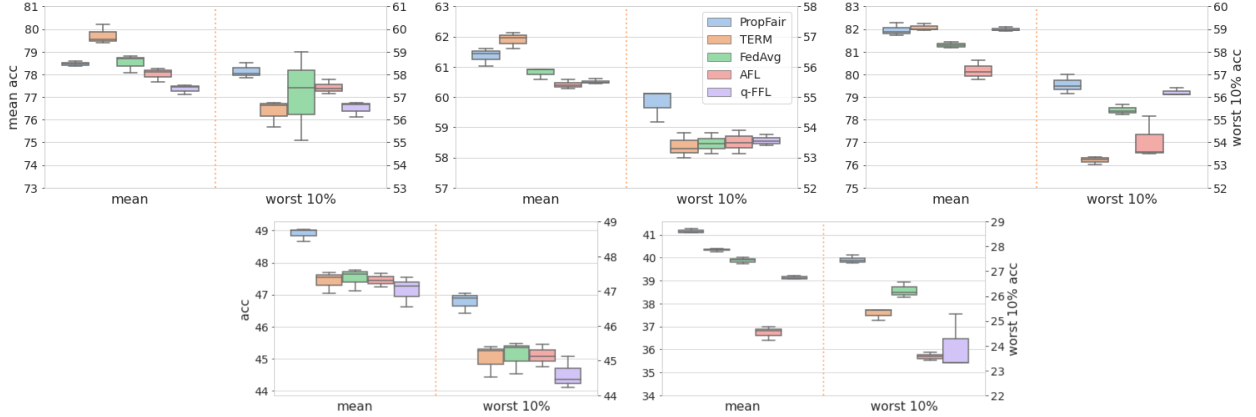


Figure 2: Mean and worst 10% test accuracies for different algorithms. The accuracies are in percentage. **(top left)**: CIFAR-10; **(top middle)**: CIFAR-100; **(top right)**: CINIC-10; **(bottom left)**: Shakespeare. **(bottom right)**: StackOverflow.

classification, and following [37] we use Dirichlet allocation to split the dataset into different clients. For language datasets, the task is next-word prediction. We use the default realistic partition based on different users. We first partition the dataset into different clients, and further split each client dataset into its own training and test sets. This reflects the real scenario, where each client evaluates the performance by himself/herself.

Models, optimizer and loss function. For CIFAR-10/100 we use ResNet-18 [38] with Group Normalization [39]. As discussed by [40], Group Normalization (with `num_groups=2`) works better than batch normalization, especially in the federated settings. For Shakespeare and StackOverflow datasets, we use LSTMs [41]. We implement stochastic gradient descent (SGD) throughout our experiments. We find the best learning rates through grid search (see Appendix B).

Other hyperparameters. We implement full participation and one local epoch throughout (with many local steps for each client). Due to data heterogeneity, the number of local steps K_i for each client i varies. For CIFAR-10/100 we partition the data into 10 clients; for CINIC-10 we choose 50 clients; for language datasets we choose 20 clients.

Evaluation metrics. As discussed in § 2, finding Nash bargaining solutions yields efficiency and fairness. We evaluate efficiency with the *mean test accuracy* and fairness with the mean accuracy of the worst 10% clients (or in short, worst 10% accuracy), respectively. These are standard fairness metrics used in the literature (e.g. [10, 7]). In Appendix B we also present other standard metrics such as the standard deviation, for which our PropFair also performs well.

5.2 Comparison between PropFair and existing fair FL algorithms

In Figure 2, we compare PropFair with existing fair FL algorithms using the average (i.e. efficiency) and the worst 10% (i.e. fairness) test accuracies across clients, including FedAvg [1], q -FFL [10], AFL [6] and TERM [7]. Our results show that PropFair can achieve better fairness without sacrificing much of the efficiency.

Efficiency. From Figure 2 we can see that PropFair does not always yield the best performance in terms of efficiency, e.g., compared to TERM for vision datasets. This is expected, since maximizing the Nash product does not necessarily give the best average performance. However, PropFair remains competitive, and has the best efficiency for language datasets. The somehow surprising result is that FedAvg does not always achieve the best efficiency, which might be due to optimization issues [42].

Fairness. We also compare the fairness of various fair FL algorithms, in terms of the worst 10% accuracy. We observe that PropFair is the state-of-the-art in terms of the worst 10% performance over baselines, across various vision and language datasets. Specifically, for the Shakespeare dataset, PropFair is better than the baselines by **nearly 2%** w.r.t. the worst 10% test accuracy, while also having the best average performance (i.e. efficiency). This is within our expectation, since from (4) and (6) we can see that low utility in *any* of the clients would result in a small Nash product.

While AFL, q -FFL and TERM are all based on the principle of maximizing the worse-off clients, we find that PropFair achieves the best efficiency-fairness tradeoff. This implies the importance of choosing an appropriate generalized mean in the framework of § 4. Specifically, although AFL directly maximizes the worst-case loss function, it does not always achieve the worst-case performances (see Table 6). This might be due to the minimax optimization involved which is known to be difficult [43].

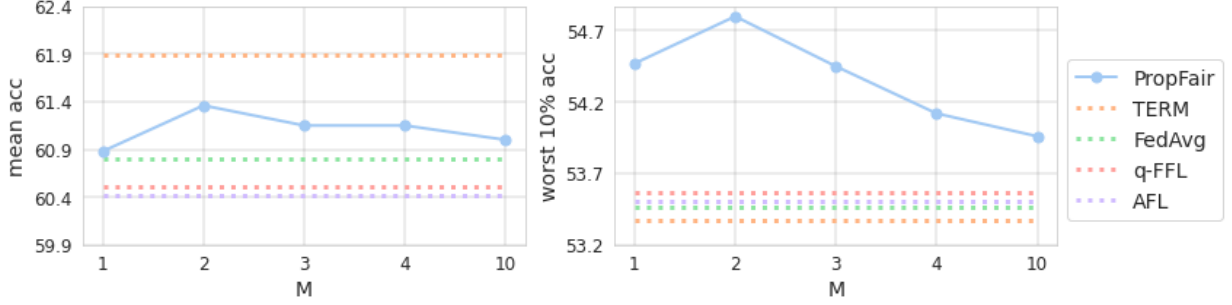


Figure 3: Mean and worst 10% accuracies of PropFair for different choices of M on the CIFAR-100 dataset. The dotted lines are the mean and worst 10% test accuracies of the baseline algorithms.

5.3 Ablation study of PropFair

Let us study the effect of the utility baseline M in PropFair (Algorithm 1). From Figure 3 we can see that PropFair is not very sensitive to the choice of M . Within a large range of M , PropFair can achieve better fairness than other **fine-tuned** fair FL algorithms, while maintaining competitive efficiency. This confirms that we do not need to tune the hyperparameter M excessively for obtaining good performance of fairness. Also, we can see that as M becomes larger, the performance of PropFair gradually reduces to that of FedAvg, as we predicted in § 3. Compared to the robustness of PropFair to hyperparameter tuning, we find that not every fair FL algorithm behaves similarly. For instance, when tuning the hyperparameter q of q -FFL, we find that the final result is quite sensitive to q , and sometimes the algorithm does not even converge (e.g. for $q = 5$ on CIFAR-10). Additional ablation study can be found in Appendix B.

6 Conclusion and Future Work

In this work, we introduce the concept of Proportional Fairness (PF) into the field of Federated Learning (FL), which is deeply rooted in cooperative game theory. By showing the connection between PF and the Nash bargaining solution, we propose PropFair that maximizes the product of client utilities. This guarantees PropFair to have good worst-case performance without sacrificing the total utility much, which is verified by our extensive experiments. We show that many fair FL algorithms, including PropFair, can be unified using Kolmogorov’s generalized mean, the deeper understanding of which may lead to future design of fair FL algorithms.

References

- [1] Brendan McMahan, Eider Moore, Daniel Ramage, Seth Hampson, and Blaise Aguera y Arcas. Communication-efficient learning of deep networks from decentralized data. In *Artificial intelligence and statistics*, pages 1273–1282. PMLR, 2017.
- [2] Tian Li, Anit Kumar Sahu, Manzil Zaheer, Maziar Sanjabi, Ameet Talwalkar, and Virginia Smith. Federated optimization in heterogeneous networks. *Proceedings of Machine Learning and Systems*, 2:429–450, 2020.
- [3] Sashank J Reddi, Zachary Charles, Manzil Zaheer, Zachary Garrett, Keith Rush, Jakub Konečný, Sanjiv Kumar, and Hugh Brendan McMahan. Adaptive federated optimization. In *International Conference on Learning Representations*, 2020.
- [4] Jianyu Wang, Qinghua Liu, Hao Liang, Gauri Joshi, and H Vincent Poor. Tackling the objective inconsistency problem in heterogeneous federated optimization. *Advances in neural information processing systems*, 33:7611–7623, 2020.
- [5] Peter Kairouz, H. Brendan McMahan, Brendan Avent, Aurélien Bellet, Mehdi Bennis, Arjun Nitin Bhagoji, Kallista Bonawitz, Zachary Charles, Graham Cormode, Rachel Cummings, Rafael G. L. D’Oliveira, Hubert Eichner, Salim El Rouayheb, David Evans, Josh Gardner, Zachary Garrett, Adrià Gascón, Badi Ghazi, Phillip B. Gibbons, Marco Gruteser, Zaid Harchaoui, Chaoyang He, Lie He, Zhouyuan Huo, Ben Hutchinson, Justin Hsu, Martin Jaggi, Tara Javidi, Gauri Joshi, Mikhail Khodak, Jakub Konečný, Aleksandra Korolova, Farinaz Koushanfar, Sanmi Koyejo, Tancrède Lepoint, Yang Liu, Prateek Mittal, Mehryar Mohri, Richard Nock, Ayfer Özgür, Rasmus Pagh, Hang Qi, Daniel Ramage, Ramesh Raskar, Mariana Raykova, Dawn Song, Weikang Song, Sebastian U. Stich, Ziteng Sun, Ananda Theertha Suresh, Florian Tramèr, Praneeth Vepakomma, Jianyu Wang, Li Xiong, Zheng Xu, Qiang Yang, Felix X. Yu, Han Yu, and Sen Zhao. Advances and open problems in federated learning. *Foundations and Trends in Machine Learning*, 14(1–2):1–210, 2021.
- [6] Mehryar Mohri, Gary Sivek, and Ananda Theertha Suresh. Agnostic federated learning. In *International Conference on Machine Learning*, pages 4615–4625. PMLR, 2019.
- [7] Tian Li, Ahmad Beirami, Maziar Sanjabi, and Virginia Smith. Tilted empirical risk minimization. In *International Conference on Learning Representations*, 2020.
- [8] Tian Li, Shengyuan Hu, Ahmad Beirami, and Virginia Smith. Ditto: Fair and robust federated learning through personalization. In *ICML*, volume 139 of *Proceedings of Machine Learning Research*, pages 6357–6368. PMLR, 2021.
- [9] Tian Lan, David Kao, Mung Chiang, and Ashutosh Sabharwal. An axiomatic theory of fairness in network resource allocation. In *2010 Proceedings IEEE INFOCOM*, pages 1–9, March 2010. ISSN: 0743-166X.
- [10] Tian Li, Maziar Sanjabi, Ahmad Beirami, and Virginia Smith. Fair resource allocation in federated learning. In *International Conference on Learning Representations*, 2020.
- [11] Dimitris Bertsimas, Vivek F Farias, and Nikolaos Trichakis. The price of fairness. *Operations research*, 59(1):17–31, 2011.
- [12] F P Kelly, A K Maulloo, and D K H Tan. Rate control for communication networks: shadow prices, proportional fairness and stability. *Journal of the Operational Research Society*, 49(3):237–252, March 1998.
- [13] Ji Yang, Zhang Yifan, Wang Ying, and Zhang Ping. Average rate updating mechanism in proportional fair scheduler for hdr. In *IEEE Global Telecommunications Conference, 2004. GLOBECOM’04.*, volume 6, pages 3464–3466. IEEE, 2004.
- [14] Hanbyul Seo and Byeong Gi Lee. Proportional-fair power allocation with CDF-based scheduling for fair and efficient multiuser OFDM systems. *IEEE Transactions on Wireless Communications*, 5(5):978–983, May 2006.
- [15] John Forbes Nash. The bargaining problem. *Econometrica*, 18(2):155–162, 1950.
- [16] Yi Liu, Xingliang Yuan, Zehui Xiong, Jiawen Kang, Xiaofei Wang, and Dusit Niyato. Federated learning for 6G communications: Challenges, methods, and future directions. *China Communications*, 17(9):105–118, 2020.
- [17] Andrey Kolmogorov. On the notion of mean. *Atti della Accademia Nazionale dei Lincei*, 12(9):388–391, 1930. reprinted in “Selected Works I of Andrey Kolmogorov: Mathematics and Mechanics”, pp. 144–146, 1991.
- [18] Oskar Morgenstern and John von Neumann. *Theory of games and economic behavior*. Princeton university press, 1953.
- [19] Ehud Kalai. Proportional solutions to bargaining situations: interpersonal utility comparisons. *Econometrica: Journal of the Econometric Society*, pages 1623–1630, 1977.

- [20] Alvin E Roth. Proportional solutions to the bargaining problem. *Econometrica: Journal of the Econometric Society*, pages 775–778, 1979.
- [21] Abhinay Muthoo. *Bargaining theory with applications*. Cambridge University Press, 1999.
- [22] Michael Maschler, Eilon Solan, and Shmuel Zamir. Game theory. *Cambridge University Press, Cambridge, second edition*, 2020.
- [23] Holger Boche and Martin Schubert. Nash Bargaining and proportional fairness for wireless systems. *IEEE/ACM Transactions on Networking*, 17(5):1453–1466, October 2009.
- [24] Stephen Boyd, Stephen P Boyd, and Lieven Vandenbergh. *Convex optimization*. Cambridge university press, 2004.
- [25] Dimitri P Bertsekas. Nonlinear programming. *Journal of the Operational Research Society*, 48(3):334–334, 1997.
- [26] Xiang Li, Kaixuan Huang, Wenhao Yang, Shusen Wang, and Zhihua Zhang. On the convergence of FedAvg on non-iid data. In *International Conference on Learning Representations*, 2019.
- [27] Zeou Hu, Kiarash Shaloudegi, Guojun Zhang, and Yaoliang Yu. Federated learning meets multi-objective optimization. *IEEE Transactions on Network Science and Engineering*, pages 1–1, 2022.
- [28] Johannes Jahn et al. *Vector optimization*. Springer, 2009.
- [29] Eric Maskin. A theorem on utilitarianism. *The Review of Economic Studies*, 45(1):93–96, 1978.
- [30] John Rawls. Some reasons for the maximin criterion. *The American Economic Review*, 64(2):141–146, 1974.
- [31] Aharon Ben-Tal and Marc Teboulle. Expected utility, penalty functions, and duality in stochastic nonlinear programming. *Management Science*, 32(11):1445–1466, 1986.
- [32] Sebastian Caldas, Sai Meher Karthik Duddu, Peter Wu, Tian Li, Jakub Konečný, H Brendan McMahan, Virginia Smith, and Ameet Talwalkar. Leaf: A benchmark for federated settings. *arXiv preprint arXiv:1812.01097*, 2018.
- [33] Chaoyang He, Songze Li, Jinhyun So, Xiao Zeng, Mi Zhang, Hongyi Wang, Xiaoyang Wang, Praneeth Vepakomma, Abhishek Singh, Hang Qiu, et al. FedML: A research library and benchmark for federated machine learning. *arXiv preprint arXiv:2007.13518*, 2020.
- [34] Alex Krizhevsky, Geoffrey Hinton, et al. Learning multiple layers of features from tiny images, 2009. Technical report.
- [35] Luke N Darlow, Elliot J Crowley, Antreas Antoniou, and Amos J Storkey. CINIC-10 is not ImageNet or CIFAR-10. *arXiv preprint arXiv:1810.03505*, 2018.
- [36] The Tensorflow Federated Authors. Tensorflow federated StackOverflow dataset. 2019.
- [37] Kangkang Wang, Rajiv Mathews, Chloé Kiddon, Hubert Eichner, Françoise Beaufays, and Daniel Ramage. Federated evaluation of on-device personalization. October 2019. arXiv: 1910.10252.
- [38] Kaiming He, Xiangyu Zhang, Shaoqing Ren, and Jian Sun. Deep residual learning for image recognition. In *Proceedings of the IEEE conference on computer vision and pattern recognition*, pages 770–778, 2016.
- [39] Yuxin Wu and Kaiming He. Group normalization. In *Proceedings of the European conference on computer vision (ECCV)*, pages 3–19, 2018.
- [40] Kevin Hsieh, Amar Phanishayee, Onur Mutlu, and Phillip Gibbons. The non-iid data quagmire of decentralized machine learning. In *International Conference on Machine Learning*, pages 4387–4398. PMLR, 2020.
- [41] Sepp Hochreiter and Jürgen Schmidhuber. Long short-term memory. *Neural computation*, 9(8):1735–1780, 1997.
- [42] Reese Pathak and Martin J Wainwright. FedSplit: an algorithmic framework for fast federated optimization. *Advances in Neural Information Processing Systems*, 33:7057–7066, 2020.
- [43] Meisam Razaviyayn, Tianjian Huang, Songtao Lu, Maher Nouiehed, Maziar Sanjabi, and Mingyi Hong. Nonconvex min-max optimization: Applications, challenges, and recent theoretical advances. *IEEE Signal Processing Magazine*, 37(5):55–66, 2020.
- [44] Hongyi Wang, Mikhail Yurochkin, Yuekai Sun, Dimitris Papailiopoulos, and Yasaman Khazaeni. Federated learning with matched averaging. In *International Conference on Learning Representations*, 2019.
- [45] William Shakespeare. The complete works of William Shakespeare. 1614.
- [46] Tian Li, Ahmad Beirami, Maziar Sanjabi, and Virginia Smith. On tilted losses in machine learning: Theory and applications. *ArXiv*, abs/2109.06141, 2021.
- [47] Arthur M Geoffrion. Proper efficiency and the theory of vector maximization. *Journal of mathematical analysis and applications*, 22(3):618–630, 1968.

- [48] Po-Lung Yu and Milan Zeleny. The set of all nondominated solutions in linear cases and a multicriteria simplex method. *Journal of Mathematical Analysis and Applications*, 49(2):430–468, 1975.
- [49] FA Lootsma, TW Athan, and PY Papalambros. Controlling the search for a compromise solution in multi-objective optimization. *Engineering Optimization+ A35*, 25(1):65–81, 1995.
- [50] Charles Audet, Gilles Savard, and Walid Zghal. Multiobjective optimization through a series of single-objective formulations. *SIAM Journal on Optimization*, 19(1):188–210, 2008.
- [51] Lingjuan Lyu, Jiangshan Yu, Karthik Nandakumar, Yitong Li, Xingjun Ma, Jiong Jin, Han Yu, and Kee Siong Ng. Towards fair and privacy-preserving federated deep models. *IEEE Transactions on Parallel and Distributed Systems*, 31(11):2524–2541, November 2020.
- [52] Ian Goodfellow, Jean Pouget-Abadie, Mehdi Mirza, Bing Xu, David Warde-Farley, Sherjil Ozair, Aaron Courville, and Yoshua Bengio. Generative adversarial nets. In *Advances in neural information processing systems*, pages 2672–2680, 2014.
- [53] Jiawen Kang, Zehui Xiong, Dusit Niyato, Yuze Zou, Yang Zhang, and Mohsen Guizani. Reliable federated learning for mobile networks. *IEEE Wireless Communications*, 27(2):72–80, April 2020.
- [54] Han Yu, Zelei Liu, Yang Liu, Tianjian Chen, Mingshu Cong, Xi Weng, Dusit Niyato, and Qiang Yang. A fairness-aware incentive scheme for federated learning. In *Proceedings of the AAAI/ACM Conference on AI, Ethics, and Society*, AIES ’20, pages 393–399, New York, NY, USA, February 2020. Association for Computing Machinery.
- [55] Tianhao Wang, Johannes Rausch, Ce Zhang, Ruoxi Jia, and Dawn Song. A principled approach to data valuation for federated learning. In Qiang Yang, Lixin Fan, and Han Yu, editors, *Federated Learning: Privacy and Incentive*, Lecture Notes in Computer Science, pages 153–167. Springer International Publishing, 2020.
- [56] Amartya Sen. Chapter 22 Social choice theory. volume 3 of *Handbook of Mathematical Economics*, pages 1073–1181. Elsevier, 1986. ISSN: 1573-4382.
- [57] Rajendra K Jain, Dah-Ming W Chiu, William R Hawe, et al. A quantitative measure of fairness and discrimination. *Eastern Research Laboratory, Digital Equipment Corporation, Hudson, MA*, 1984.
- [58] John Rawls. *A theory of justice: Revised edition*. Harvard university press, 1999.
- [59] Solon Barocas, Moritz Hardt, and Arvind Narayanan. Fairness in machine learning. *NIPS tutorial*, 2017.
- [60] Cynthia Dwork, Moritz Hardt, Toniann Pitassi, Omer Reingold, and Richard Zemel. Fairness through awareness. In *Proceedings of the 3rd Innovations in Theoretical Computer Science Conference*, ITCS ’12, pages 214–226, New York, NY, USA, January 2012. Association for Computing Machinery.
- [61] Dimitri Bertsekas and Robert Gallager. *Data networks*. Athena Scientific, 1987.
- [62] Mina Dashti, Paeiz Azmi, and Keivan Navaie. Harmonic mean rate fairness for cognitive radio networks with heterogeneous traffic. *Transactions on Emerging Telecommunications Technologies*, 24(2), 2013.
- [63] Rich Zemel, Yu Wu, Kevin Swersky, Toni Pitassi, and Cynthia Dwork. Learning fair representations. In *Proceedings of the 30th International Conference on Machine Learning*, pages 325–333. PMLR, May 2013. ISSN: 1938-7228.
- [64] Moritz Hardt, Eric Price, and Nathan Srebro. Equality of opportunity in supervised learning. October 2016.
- [65] Han Zhao and Geoff Gordon. Inherent tradeoffs in learning fair representations. *Advances in neural information processing systems*, 32:15675–15685, 2019.
- [66] Martin Gebel. *Multivariate calibration of classifier scores into the probability space*. PhD thesis, Citeseer, 2009.
- [67] Geoff Pleiss, Manish Raghavan, Felix Wu, Jon M Kleinberg, and Kilian Q Weinberger. On fairness and calibration. In *NIPS*, 2017.
- [68] Matt Kusner, Joshua Loftus, Chris Russell, and Ricardo Silva. Counterfactual fairness. In *Proceedings of the 31st International Conference on Neural Information Processing Systems*, pages 4069–4079, 2017.
- [69] Judea Pearl et al. Models, reasoning and inference. *Cambridge, UK: Cambridge University Press*, 19, 2000.
- [70] Muhammad Bilal Zafar, Isabel Valera, Manuel Gomez Rodriguez, and Krishna P. Gummadi. Fairness beyond disparate treatment & disparate impact: learning classification without disparate mistreatment. *Proceedings of the 26th International Conference on World Wide Web*, pages 1171–1180, April 2017. arXiv: 1610.08452.
- [71] Pranjal Awasthi, Corinna Cortes, Yishay Mansour, and Mehryar Mohri. Beyond individual and group fairness. *arXiv preprint arXiv:2008.09490*, 2020.
- [72] Sina Baharlouei, Maher Nouiehed, Ahmad Beirami, and Meisam Razaviyayn. Rényi fair inference. In *International Conference on Learning Representations*, 2019.

A Proofs

Proposition 2.3 (equivalence, e.g. [12, 23]). *For any convex compact set $\mathcal{U} \in \mathbb{R}_{++}^n$, a point $u \in \mathcal{U}$ is the Nash bargaining solution iff it is proportionally fair. If \mathcal{U} is non-convex, then a PF solution, when exists, necessarily maximizes the Nash product.*

Proof. The Nash bargaining solution u^* is equivalent to the maximum of the following:

$$\max_{u \in \mathcal{U}} \sum_{i=1}^n \log u_i. \quad (\text{A.1})$$

Since \mathcal{U} is convex and $\sum_{i=1}^n \log u_i$ is concave in u , the necessary and sufficient optimality condition (e.g. [25]) is:

$$\langle u - u^*, \nabla \sum_{i=1}^n \log u_i^* \rangle \leq 0, \text{ for any } u \in \mathcal{U}, \quad (\text{A.2})$$

or equivalently, (1). If \mathcal{U} is non-convex, then the optimality condition (A.2) also holds for the convex hull of \mathcal{U} . Therefore, u^* is a maximizer of $\sum_{i=1}^n \log u_i$ in the convex hull of \mathcal{U} and thus \mathcal{U} . \square

Algorithm 2: FedAvg

- 1 **Input:** global epoch T , client number n , loss function f_i , number of samples n_i for client i , initial global model θ_0 , local step number K_i for client i , learning rate η
 - 2 **for** t in $0, 1 \dots T-1$ **do**
 - 3 randomly select $\mathcal{S}_t \subseteq [n]$
 - 4 $\theta_t^{(i)} = \theta_t$ for $i \in \mathcal{S}_t$, $N = \sum_{i \in \mathcal{S}_t} n_i$
 - 5 **for** i in \mathcal{S}_t **do** // in parallel
 - 6 starting from $\theta_t^{(i)}$, take K_i local SGD steps on f_i to find $\theta_{t+1}^{(i)}$
 - 7 $\theta_{t+1} = \sum_{i \in \mathcal{S}_t} \frac{n_i}{N} \theta_{t+1}^{(i)}$
 - 8 **Output:** global model θ_T
-

For easy reference, we include FedAvg [1] in Algorithm 2, whose goal is to optimize the overall performance. At each round, each client takes local SGD steps to minimize the loss function based on the client data. Afterwards, the server computes a weighted average of the parameters of these participating clients, and shares this average among them. We prove the following convergence result of FedAvg:

Theorem A.1 (FedAvg). *Denote $p_i = \frac{n_i}{N}$. Given Assumption 3.1, assume that the local learning rate satisfies $\eta \leq \frac{1}{6LK_i}$ for any $i \in [n]$ and*

$$\eta \leq \frac{1}{L} \sqrt{\frac{1}{24(e-2)(\sum_i p_i^2)(\sum_i K_i^4)}}. \quad (\text{A.3})$$

Running FedAvg for T global epochs we have:

$$\min_{0 \leq t \leq T-1} \mathbb{E} \|\nabla F(\theta_t)\|^2 \leq \frac{12}{(11\mu - 9)\eta} \left(\frac{F_0 - F^*}{T} + \Psi_\sigma \right),$$

with $\mu = \sum_i p_i K_i$ for full participation and $\mu = \min_i K_i$ for partial participation, $F_0 = F(\theta_0)$, $\ell^* = \min_\theta \ell(\theta)$ the optimal value, and

$$\Psi_\sigma = \frac{\eta}{2} \left(\sum_{i=1}^n p_i^2 \right) \left[\sum_{i=1}^n K_i^2 (\sigma_{l,i}^2 + 2\sigma_g^2) + 2(e-2)\eta^2 L^2 \sum_{i=1}^n K_i^3 (\sigma_{l,i}^2 + 6K_i \sigma_g^2) \right].$$

Compared to our result, [3] only considers a homogeneous number of steps for each client, and uniform aggregation for Adam-type methods. [26] also considers a homogeneous number of steps and adds strong convexity for their proof. These assumptions may not reflect the practical use of FedAvg. For example, usually each client has a different number of samples and they may take different numbers of local updates. Moreover, for neural networks, (global) strong convexity is usually not present.

Proof. We first assume full participation in the following theorem. The partial participation version is an easy extension and we discuss it in the end. We use $\theta_{t,j}^{(i)}$ to denote the model parameters of client i at global epoch t and local step j . Due to the synchronization step, we have $\theta_{t,0}^{(i)} = \theta_t$, the global model at step t , and

$$\theta_{t+1} = \sum_{i=1}^n p_i \theta_{t,K_i}^{(i)}, \quad p_i = \frac{n_i}{N}, \quad (\text{A.4})$$

where K_i is the local number of steps of client i . We also have:

$$\theta_{t,j}^{(i)} = \theta_{t,j-1}^{(i)} - \eta g_{t,j}^{(i)}, \quad \text{for all } j \in [K_i]. \quad (\text{A.5})$$

where $g_{t,j}^{(i)}$ is an unbiased estimator of $\nabla f_i(\theta_{t,j-1}^{(i)})$ for $j \in [K_i]$. Combining (A.4) and (A.5) we have:

$$\theta_{t+1} = \theta_t - \eta \sum_{i=1}^n p_i \sum_{j=1}^{K_i} g_{t,j}^{(i)}. \quad (\text{A.6})$$

Part I Since each f_i is L -Lipschitz smooth, so is their average f , from which we obtain that:

$$F(\theta_{t+1}) \leq F(\theta_t) + \langle \nabla F(\theta_t), \theta_{t+1} - \theta_t \rangle + \frac{L}{2} \|\theta_{t+1} - \theta_t\|^2. \quad (\text{A.7})$$

Plugging in (A.6) yields:

$$F(\theta_{t+1}) \leq F(\theta_t) - \eta \left\langle \nabla F(\theta_t), \sum_{i=1}^n p_i \sum_{j=1}^{K_i} g_{t,j}^{(i)} \right\rangle + \frac{L\eta^2}{2} \left\| \sum_{i=1}^n p_i \sum_{j=1}^{K_i} g_{t,j}^{(i)} \right\|^2. \quad (\text{A.8})$$

From the following identity:

$$g_{t,j}^{(i)} = g_{t,j}^{(i)} - \nabla F(\theta_t) + \nabla F(\theta_t), \quad (\text{A.9})$$

we write (A.8) as:

$$\begin{aligned} F(\theta_{t+1}) &\leq F(\theta_t) - \eta \sum_{i=1}^n p_i K_i \|\nabla F(\theta_t)\|^2 - \eta \left\langle \nabla F(\theta_t), \sum_{i=1}^n p_i \sum_{j=1}^{K_i} (g_{t,j}^{(i)} - \nabla F(\theta_t)) \right\rangle + \\ &\quad + \frac{L\eta^2}{2} \left\| \sum_{i=1}^n p_i \sum_{j=1}^{K_i} (g_{t,j}^{(i)} - \nabla F(\theta_t)) + \sum_{i=1}^n p_i K_i \nabla F(\theta_t) \right\|^2. \end{aligned} \quad (\text{A.10})$$

By further expanding the last term we have:

$$\begin{aligned} F(\theta_{t+1}) &\leq F(\theta_t) - \eta \sum_{i=1}^n p_i K_i \|\nabla F(\theta_t)\|^2 - \eta \left\langle \nabla F(\theta_t), \sum_{i=1}^n p_i \sum_{j=1}^{K_i} (g_{t,j}^{(i)} - \nabla F(\theta_t)) \right\rangle + \\ &\quad + \frac{L\eta^2}{2} \left\| \sum_{i=1}^n p_i \sum_{j=1}^{K_i} (g_{t,j}^{(i)} - \nabla F(\theta_t)) \right\|^2 + \frac{L\eta^2}{2} \left(\sum_{i=1}^n p_i K_i \right)^2 \|\nabla F(\theta_t)\|^2 + \\ &\quad + L\eta^2 \left\langle \sum_{i=1}^n p_i K_i \nabla F(\theta_t), \sum_{i=1}^n p_i \sum_{j=1}^{K_i} (g_{t,j}^{(i)} - \nabla F(\theta_t)) \right\rangle. \end{aligned} \quad (\text{A.11})$$

For simplicity we use μ as a shorthand for $\sum_{i=1}^n p_i K_i$. Grouping similar terms together gives:

$$\begin{aligned} F(\theta_{t+1}) &\leq F(\theta_t) - \eta \mu \left(1 - \frac{L\eta}{2} \mu \right) \|\nabla F(\theta_t)\|^2 \\ &\quad - \eta (1 - L\eta \mu) \left\langle \nabla F(\theta_t), \sum_{i=1}^n p_i \sum_{j=1}^{K_i} (g_{t,j}^{(i)} - \nabla F(\theta_t)) \right\rangle + \frac{L\eta^2}{2} \left\| \sum_{i=1}^n p_i \sum_{j=1}^{K_i} (g_{t,j}^{(i)} - \nabla F(\theta_t)) \right\|^2. \end{aligned} \quad (\text{A.12})$$

Taking the expectation on both sides and with Cauchy–Schwarz inequality, we have:

$$\begin{aligned}
 \mathbb{E}F(\theta_{t+1}) &\leq \mathbb{E}F(\theta_t) - \eta\mu \left(1 - \frac{L\eta}{2}\mu\right) \mathbb{E}\|\nabla F(\theta_t)\|^2 \\
 &\quad + \eta(1 - L\eta\mu) \mathbb{E} \left[\|\nabla F(\theta_t)\| \cdot \left\| \sum_{i=1}^n p_i \sum_{j=1}^{K_i} (\nabla f_i(\theta_{t,j-1}^{(i)}) - \nabla F(\theta_t)) \right\| \right] \\
 &\quad + \frac{L\eta^2}{2} \mathbb{E} \left\| \sum_{i=1}^n p_i \sum_{j=1}^{K_i} (g_{t,j}^{(i)} - \nabla F(\theta_t)) \right\|^2 \\
 &\leq \mathbb{E}F(\theta_t) + \left(-\eta\mu \left(1 - \frac{L\eta}{2}\mu\right) + \frac{1}{2}\eta(1 - L\eta\mu)\right) \mathbb{E}\|\nabla F(\theta_t)\|^2 \\
 &\quad + \left(\frac{L\eta^2}{2} + \frac{1}{2}\eta(1 - L\eta\mu)\right) \mathbb{E} \left\| \sum_{i=1}^n p_i \sum_{j=1}^{K_i} (g_{t,j}^{(i)} - \nabla F(\theta_t)) \right\|^2, \tag{A.13}
 \end{aligned}$$

where we used the inequality $ab \leq \frac{1}{2}(a^2 + b^2)$ in the second line. Let us now study the two coefficients separately. From the assumption, $6\eta LK_i \leq 1$ for any $i \in [n]$, and thus $6L\mu\eta \leq 1$. Hence we have:

$$\begin{aligned}
 -\eta\mu \left(1 - \frac{L\eta}{2}\mu\right) + \frac{1}{2}\eta(1 - L\eta\mu) &\leq -\eta \left(\mu - \frac{1}{2} - \frac{L\eta}{2}\mu^2 + \frac{1}{2}L\eta\mu\right) \\
 &\leq -\eta \left(\frac{11\mu - 6}{12} + \frac{L\eta\mu}{2}\right) \\
 &\leq -\eta \frac{11\mu - 6}{12}. \tag{A.14}
 \end{aligned}$$

Moreover, the coefficient of the third term can be upper bounded as:

$$\frac{L\eta^2}{2} + \frac{1}{2}\eta(1 - L\eta\mu) = \frac{\eta}{2} + \frac{L}{2}\eta^2(1 - \mu) \leq \frac{\eta}{2}. \tag{A.15}$$

Therefore, (A.13) becomes:

$$\mathbb{E}F(\theta_{t+1}) \leq \mathbb{E}F(\theta_t) - \eta \frac{11\mu - 6}{12} \mathbb{E}\|\nabla F(\theta_t)\|^2 + \frac{\eta}{2} \mathbb{E} \left\| \sum_{i=1}^n p_i \sum_{j=1}^{K_i} (g_{t,j}^{(i)} - \nabla F(\theta_t)) \right\|^2. \tag{A.16}$$

Part II With the following identity:

$$g_{t,j}^{(i)} - \nabla F(\theta_t) = g_{t,j}^{(i)} - \nabla f_i(\theta_{t,j-1}^{(i)}) + \nabla f_i(\theta_{t,j-1}^{(i)}) - \nabla F(\theta_t), \tag{A.17}$$

the last term of (A.13) can be simplified as:

$$\mathbb{E} \left\| \sum_{i=1}^n p_i \sum_{j=1}^{K_i} (g_{t,j}^{(i)} - \nabla f_i(\theta_{t,j-1}^{(i)})) \right\|^2 + \mathbb{E} \left\| \sum_{i=1}^n p_i \sum_{j=1}^{K_i} (\nabla f_i(\theta_{t,j-1}^{(i)}) - \nabla F(\theta_t)) \right\|^2, \tag{A.18}$$

where we note that $g_{t,j}^{(i)}$ is an unbiased estimator of $\nabla f_i(\theta_{t,j-1}^{(i)})$. We first bound the first term of (A.18):

$$\begin{aligned}
 \mathbb{E} \left\| \sum_{i=1}^n p_i \sum_{j=1}^{K_i} (g_{t,j}^{(i)} - \nabla f_i(\theta_{t,j-1}^{(i)})) \right\|^2 &\leq \mathbb{E} \left(\sum_{i=1}^n p_i \sum_{j=1}^{K_i} \|g_{t,j}^{(i)} - \nabla f_i(\theta_{t,j-1}^{(i)})\| \right)^2 \\
 &\leq \mathbb{E} \left(\sum_{i=1}^n p_i^2 \right) \sum_{i=1}^n \left(\sum_{j=1}^{K_i} \|g_{t,j}^{(i)} - \nabla f_i(\theta_{t,j-1}^{(i)})\| \right)^2 \\
 &\leq \mathbb{E} \left(\sum_{i=1}^n p_i^2 \right) \sum_{i=1}^n K_i \sum_{j=1}^{K_i} \|g_{t,j}^{(i)} - \nabla f_i(\theta_{t,j-1}^{(i)})\|^2 \\
 &= \left(\sum_{i=1}^n p_i^2 \right) \sum_{i=1}^n K_i \sum_{j=1}^{K_i} \mathbb{E} \|g_{t,j}^{(i)} - \nabla f_i(\theta_{t,j-1}^{(i)})\|^2 \\
 &\leq \left(\sum_{i=1}^n p_i^2 \right) \sum_{i=1}^n K_i^2 \sigma_{l,i}^2, \tag{A.19}
 \end{aligned}$$

where in the first line, we used triangle inequality; in the second and third lines, we used the Cauchy–Schwarz inequality; in the fourth line we used the linearity of expectation; in the final line we used Assumption 3.1. Similarly we bound the second term of (A.18):

$$\mathbb{E} \left\| \sum_{i=1}^n p_i \sum_{j=1}^{K_i} (\nabla f_i(\theta_{t,j-1}^{(i)}) - \nabla F(\theta_t)) \right\|^2 \leq \left(\sum_{i=1}^n p_i^2 \right) \sum_{i=1}^n K_i \sum_{j=1}^{K_i} \mathbb{E} \|\nabla f_i(\theta_{t,j-1}^{(i)}) - \nabla F(\theta_t)\|^2. \tag{A.20}$$

With the following identity:

$$\nabla f_i(\theta_{t,j-1}^{(i)}) - \nabla F(\theta_t) = \nabla f_i(\theta_{t,j-1}^{(i)}) - \nabla f_i(\theta_t) + \nabla f_i(\theta_t) - \nabla F(\theta_t), \tag{A.21}$$

and taking the squared norm on both sides, we have:

$$\begin{aligned}
 \|\nabla f_i(\theta_{t,j-1}^{(i)}) - \nabla F(\theta_t)\|^2 &\leq 2\|\nabla f_i(\theta_{t,j-1}^{(i)}) - \nabla f_i(\theta_t)\|^2 + 2\|\nabla f_i(\theta_t) - \nabla F(\theta_t)\|^2 \\
 &\leq 2L^2 \|\theta_{t,j-1}^{(i)} - \theta_t\|^2 + 2\sigma_g^2, \tag{A.22}
 \end{aligned}$$

where we note that:

$$\begin{aligned}
 \|\nabla f_i(\theta_t) - \nabla F(\theta_t)\|^2 &= \left\| \nabla f_i(\theta_t) - \frac{1}{n} \sum_{j=1}^n \nabla f_j(\theta_t) \right\|^2 \\
 &= \frac{1}{n^2} \left\| \sum_{j=1}^n (\nabla f_i(\theta_t) - \nabla f_j(\theta_t)) \right\|^2 \\
 &\leq \frac{1}{n^2} \left(\sum_{j=1}^n \|\nabla f_i(\theta_t) - \nabla f_j(\theta_t)\| \right)^2 \\
 &\leq \frac{1}{n^2} \cdot n \cdot \sum_{j=1}^n \|\nabla f_i(\theta_t) - \nabla f_j(\theta_t)\|^2 \\
 &\leq \sigma_g^2, \tag{A.23}
 \end{aligned}$$

where in the third line we used the triangle inequality and in the last line we used Assumption 3.1. Plugging (A.22) into (A.20) yields:

$$\begin{aligned}
 \mathbb{E} \left\| \sum_{i=1}^n p_i \sum_{j=1}^{K_i} (\nabla f_i(\theta_{t,j-1}^{(i)}) - \nabla F(\theta_t)) \right\|^2 &\leq 2 \left(\sum_{i=1}^n p_i^2 \right) \sum_{i=1}^n K_i^2 \sigma_g^2 \\
 &\quad + 2L^2 \left(\sum_{i=1}^n p_i^2 \right) \sum_{i=1}^n K_i \sum_{j=1}^{K_i} \mathbb{E} \|\theta_{t,j-1}^{(i)} - \theta_t\|^2. \tag{A.24}
 \end{aligned}$$

Bringing (A.19) and (A.24) into (A.18) we write:

$$\begin{aligned}
 \mathbb{E} \left\| \sum_{i=1}^n p_i \sum_{j=1}^{K_i} (g_{t,j}^{(i)} - \nabla F(\theta_t)) \right\|^2 &\leq \left(\sum_{i=1}^n p_i^2 \right) \sum_{i=1}^n K_i^2 (\sigma_{l,i}^2 + 2\sigma_g^2) \\
 &\quad + 2L^2 \left(\sum_{i=1}^n p_i^2 \right) \sum_{i=1}^n K_i \sum_{j=1}^{K_i} \mathbb{E} \|\theta_{t,j-1}^{(i)} - \theta_t\|^2 \\
 &\leq \left(\sum_{i=1}^n p_i^2 \right) \sum_{i=1}^n K_i^2 (\sigma_{l,i}^2 + 2\sigma_g^2) \\
 &\quad + 2L^2 \left(\sum_{i=1}^n p_i^2 \right) \sum_{i=1}^n K_i \sum_{j=0}^{K_i-1} \mathbb{E} \|\theta_{t,j}^{(i)} - \theta_t\|^2. \tag{A.25}
 \end{aligned}$$

Part III Now let us give an upper bound for $\mathbb{E} \|\theta_{t,j}^{(i)} - \theta_t\|^2$. From (A.25), we only need to focus on $K_i \geq 2$ and $j = 1, \dots, K_i - 1$ since $\theta_{t,0}^{(i)} = \theta_t$. For $j \in [K_i - 1]$, we have from (A.5):

$$\begin{aligned}
 \mathbb{E} \|\theta_{t,j}^{(i)} - \theta_t\|^2 &= \mathbb{E} \|\theta_{t,j-1}^{(i)} - \theta_t - \eta g_{t,j}^{(i)}\|^2 \\
 &= \mathbb{E} \|\theta_{t,j-1}^{(i)} - \theta_t - \eta \nabla f_i(\theta_{t,j-1}^{(i)}) + \eta \nabla f_i(\theta_{t,j-1}^{(i)}) - \eta g_{t,j}^{(i)}\|^2 \\
 &= \mathbb{E} \|\theta_{t,j-1}^{(i)} - \theta_t - \eta \nabla f_i(\theta_{t,j-1}^{(i)})\|^2 + \mathbb{E} \eta^2 \|\nabla f_i(\theta_{t,j-1}^{(i)}) - g_{t,j}^{(i)}\|^2 \\
 &= \mathbb{E} \|\theta_{t,j-1}^{(i)} - \theta_t - \eta \nabla f_i(\theta_{t,j-1}^{(i)})\|^2 + \eta^2 \sigma_{l,i}^2, \tag{A.26}
 \end{aligned}$$

where in the third line we note that $g_{t,j}^{(i)}$ is an unbiased estimator of $\nabla f_i(\theta_{t,j-1}^{(i)})$ and in the last line we used Assumption 3.1 be bounded as:

$$\mathbb{E} \|\theta_{t,j-1}^{(i)} - \theta_t - \eta \nabla f_i(\theta_{t,j-1}^{(i)})\|^2 \leq \left(1 + \frac{1}{2K_i - 1} \right) \mathbb{E} \|\theta_{t,j-1}^{(i)} - \theta_t\|^2 + 2K_i \eta^2 \|\nabla f_i(\theta_{t,j-1}^{(i)})\|^2, \tag{A.27}$$

where we used $\|a + b\|^2 = (1 + \frac{1}{\alpha})\|a\|^2 + (1 + \alpha)\|b\|^2$ for any vectors a, b with the same dimension and $\alpha > 0$. Since

$$\nabla f_i(\theta_{t,j-1}^{(i)}) = (\nabla f_i(\theta_{t,j-1}^{(i)}) - \nabla f_i(\theta_t)) + (\nabla f_i(\theta_t) - \nabla F(\theta_t)) + \nabla F(\theta_t), \tag{A.28}$$

taking the squared norm on both sides we have (note that $(a + b + c)^2 \leq 3(a^2 + b^2 + c^2)$):

$$\begin{aligned}
 \|\nabla f_i(\theta_{t,j-1}^{(i)})\|^2 &\leq 3\|\nabla f_i(\theta_{t,j-1}^{(i)}) - \nabla f_i(\theta_t)\|^2 + 3\|\nabla f_i(\theta_t) - \nabla F(\theta_t)\|^2 + 3\|\nabla F(\theta_t)\|^2 \\
 &\leq 3L^2 \|\theta_{t,j-1}^{(i)} - \theta_t\|^2 + 3\sigma_g^2 + 3\|\nabla F(\theta_t)\|^2, \tag{A.29}
 \end{aligned}$$

where in the second line we used (A.23) and Assumption 3.1. Plugging (A.29) into (A.27) we find:

$$\begin{aligned}
 \mathbb{E} \|\theta_{t,j-1}^{(i)} - \theta_t - \eta \nabla f_i(\theta_{t,j-1}^{(i)})\|^2 &\leq \left(1 + \frac{1}{2K_i - 1} + 6K_i \eta^2 L^2 \right) \mathbb{E} \|\theta_{t,j-1}^{(i)} - \theta_t\|^2 \\
 &\quad + 6K_i \eta^2 \sigma_g^2 + 6K_i \eta^2 \|\nabla F(\theta_t)\|^2. \tag{A.30}
 \end{aligned}$$

Combined with (A.26), we obtain:

$$\begin{aligned}
 \mathbb{E} \|\theta_{t,j}^{(i)} - \theta_t\|^2 &\leq \left(1 + \frac{1}{2K_i - 1} + 6K_i \eta^2 L^2 \right) \mathbb{E} \|\theta_{t,j-1}^{(i)} - \theta_t\|^2 \\
 &\quad + \eta^2 (\sigma_{l,i}^2 + 6K_i \sigma_g^2) + 6K_i \eta^2 \|\nabla F(\theta_t)\|^2. \tag{A.31}
 \end{aligned}$$

Recall that we assumed $\eta \leq \min_i \{\frac{1}{6K_i L}\}$. For $K_i \geq 2$ (note the assumption at the beginning of Part III), we have:

$$1 + \frac{1}{2K_i - 1} + 6K_i \eta^2 L^2 \leq 1 + \frac{1}{2K_i - 1} + \frac{1}{6K_i} \leq 1 + \frac{1}{K_i}. \tag{A.32}$$

Therefore, (A.31) becomes:

$$\mathbb{E} \|\theta_{t,j}^{(i)} - \theta_t\|^2 \leq \left(1 + \frac{1}{K_i} \right) \mathbb{E} \|\theta_{t,j-1}^{(i)} - \theta_t\|^2 + \eta^2 (\sigma_{l,i}^2 + 6K_i \sigma_g^2) + 6K_i \eta^2 \|\nabla F(\theta_t)\|^2. \tag{A.33}$$

We can treat $\{a_j = \mathbb{E}\|\theta_{t,j}^{(i)} - \theta_t\|^2\}_{j=1}^{K_i-1}$ as a sequence. Unrolling this sequence and with $a_0 = 0$, we have:

$$\begin{aligned} \mathbb{E}\|\theta_{t,j}^{(i)} - \theta_t\|^2 &\leq \frac{\left(1 + \frac{1}{K_i}\right)^j - 1}{1 + \frac{1}{K_i} - 1} (\eta^2(\sigma_{l,i}^2 + 6K_i\sigma_g^2) + 6K_i\eta^2\|\nabla F(\theta_t)\|^2) \\ &= K_i \left(\left(1 + \frac{1}{K_i}\right)^j - 1 \right) (\eta^2(\sigma_{l,i}^2 + 6K_i\sigma_g^2) + 6K_i\eta^2\|\nabla F(\theta_t)\|^2). \end{aligned} \quad (\text{A.34})$$

Summing over $j = 0, 1, \dots, K_i - 1$ gives:

$$\begin{aligned} \sum_{j=0}^{K_i-1} \mathbb{E}\|\theta_{t,j}^{(i)} - \theta_t\|^2 &\leq K_i^2 \left(\left(1 + \frac{1}{K_i}\right)^{K_i} - 2 \right) (\eta^2(\sigma_{l,i}^2 + 6K_i\sigma_g^2) + 6K_i\eta^2\|\nabla F(\theta_t)\|^2) \\ &\leq (e - 2)K_i^2 (\eta^2(\sigma_{l,i}^2 + 6K_i\sigma_g^2) + 6K_i\eta^2\|\nabla F(\theta_t)\|^2) \\ &= (e - 2)K_i^2 \eta^2 (\sigma_{l,i}^2 + 6K_i\sigma_g^2 + 6K_i\|\nabla F(\theta_t)\|^2) \end{aligned} \quad (\text{A.35})$$

where in the first line we used the geometric series formula $1 + q + \dots + q^{n-1} = \frac{q^n - 1}{q - 1}$; in the second line we used the fact that $\left(1 + \frac{1}{K_i}\right)^{K_i} \leq e$ for $K_i \geq 1$, with e the natural logarithm.

Part IV We finally put things together and finish our proof. Combining (A.16), (A.25) and (A.35) we have:

$$\mathbb{E}F(\theta_{t+1}) \leq \mathbb{E}F(\theta_t) - \eta \frac{11\mu - 6}{12} \mathbb{E}\|\nabla F(\theta_t)\|^2 + 6(e - 2)\eta^3 L^2 \left(\sum_{i=1}^n p_i^2 \right) \sum_{i=1}^n K_i^4 \|\nabla F(\theta_t)\|^2 + \Psi_\sigma, \quad (\text{A.36})$$

where we denote

$$\Psi_\sigma = \frac{\eta}{2} \left(\sum_{i=1}^n p_i^2 \right) \left[\sum_{i=1}^n K_i^2 (\sigma_{l,i}^2 + 2\sigma_g^2) + 2(e - 2)\eta^2 L^2 \sum_{i=1}^n K_i^3 (\sigma_{l,i}^2 + 6K_i\sigma_g^2) \right]. \quad (\text{A.37})$$

Since we assumed:

$$\eta \leq \frac{1}{L} \sqrt{\frac{1}{24(e - 2)(\sum_{i=1}^n p_i^2)(\sum_{i=1}^n K_i^4)}}, \quad (\text{A.38})$$

we have:

$$\frac{11\mu - 6}{12} - 6(e - 2)L^2 \left(\sum_{i=1}^n p_i^2 \right) \sum_{i=1}^n K_i^4 \eta^2 \geq \frac{11\mu - 6}{12} - \frac{1}{4} \geq \frac{11\mu - 9}{12}. \quad (\text{A.39})$$

Therefore, (A.36) becomes:

$$\mathbb{E}F(\theta_{t+1}) \leq \mathbb{E}F(\theta_t) - \eta \frac{11\mu - 9}{12} \mathbb{E}\|\nabla F(\theta_t)\|^2 + \Psi_\sigma. \quad (\text{A.40})$$

With some algebra we obtain:

$$\eta \frac{11\mu - 9}{12} \mathbb{E}\|\nabla F(\theta_t)\|^2 \leq \mathbb{E}[F(\theta_t) - F(\theta_{t+1})] + \Psi_\sigma. \quad (\text{A.41})$$

Summing both sides over $t = 0, \dots, T - 1$ and dividing by T , we have:

$$\eta \frac{11\mu - 9}{12} \frac{1}{T} \sum_{t=0}^{T-1} \mathbb{E}\|\nabla F(\theta_t)\|^2 \leq \frac{F(\theta_0) - F^*}{T} + \Psi_\sigma, \quad (\text{A.42})$$

which gives:

$$\min_{0 \leq t \leq T-1} \mathbb{E}\|\nabla F(\theta_t)\|^2 \leq \frac{12}{(11\mu - 9)\eta} \left(\frac{F(\theta_0) - F^*}{T} + \Psi_\sigma \right), \quad (\text{A.43})$$

with $F^* = \min_{\theta} F(\theta)$ the optimal value.

Finally, for the partial participation, it suffices to replace the client set $\{1, \dots, n\}$ with its subset. Note that after this substitution, the new variance term satisfies $\Psi'_\sigma \leq \Psi_\sigma$ since this term increases with more participants, and (A.39) still holds since we subtract a smaller term with partial participation. We also need to modify (A.39) so we further lower bound (A.39) with $\mu \geq \min_i K_i$. \square

Theorem 3.3 (PropFair). Denote $\tilde{L} = \frac{4}{M^2}(\frac{3}{2}ML + L_0^2)$ and $p_i = \frac{n_i}{N}$. Given Assumptions 3.1 and 3.2, assume that the local learning rate satisfies:

$$\eta \leq \min \left\{ \min_{i \in [n]} \frac{1}{6\tilde{L}K_i}, \frac{1}{L} \sqrt{\frac{1}{24(e-2)(\sum_i p_i^2)(\sum_i K_i^4)}} \right\}. \quad (8)$$

By running Algorithm 1 for T global epochs we have:

$$\min_{0 \leq t \leq T-1} \mathbb{E} \|\nabla \pi(\theta_t)\|^2 \leq \frac{12}{(11\mu - 9)\eta} \left(\frac{\pi_0 - \pi^*}{T} + \tilde{\Psi}_\sigma \right),$$

with $\mu = \sum_i p_i K_i$ for full participation and $\mu = \min_i K_i$ for partial participation, $\pi_0 = \pi(\theta_0)$, $\pi^* = \min_\theta \pi(\theta)$ the optimal value, and

$$\tilde{\Psi}_\sigma = \frac{\eta}{2} \left(\sum_{i=1}^n p_i^2 \right) \left[\sum_{i=1}^n K_i^2 (\tilde{\sigma}_{l,i}^2 + 2\tilde{\sigma}_g^2) + 2(e-2)\eta^2 L^2 \sum_{i=1}^n K_i^3 (\tilde{\sigma}_{l,i}^2 + 6K_i \tilde{\sigma}_g^2) \right],$$

where $\tilde{\sigma}_{l,i}^2 = \frac{8}{M^4}(9M^2\sigma_{l,i}^2 + 4L_0^2\sigma_{0,l,i}^2)$ and $\tilde{\sigma}_g = \frac{4}{M}(\frac{3}{2}\sigma_g + \frac{L_0}{M}\sigma_{0,g})$.

Proof. From the Lipschitzness we can obtain an upper bound for the gradient: $\|\nabla f_i(\theta)\| \leq L_0$ for any $\theta \in \mathbb{R}^d$. It suffices to determine the constants in Assumptions 3.1 after adding the composition $\varphi \circ f_i$. For Assumption 3.1, we write:

$$\begin{aligned} \|\nabla(\varphi \circ f_i)(\theta) - \nabla(\varphi \circ f_i)(\theta')\| &= \left\| \frac{\nabla f_i(\theta)}{M - f_i(\theta)} - \frac{\nabla f_i(\theta')}{M - f_i(\theta')} \right\| \\ &= \left\| \frac{M(\nabla f_i(\theta) - \nabla f_i(\theta')) - \nabla f_i(\theta)f_i(\theta') + \nabla f_i(\theta')f_i(\theta)}{(M - f_i(\theta))(M - f_i(\theta'))} \right\| \\ &\leq \frac{4}{M^2} (M\|\nabla f_i(\theta) - \nabla f_i(\theta')\| + \|\nabla f_i(\theta)f_i(\theta') - \nabla f_i(\theta')f_i(\theta)\|) \\ &\leq \frac{4}{M^2} (ML\|\theta - \theta'\| + \|\nabla f_i(\theta)f_i(\theta') - \nabla f_i(\theta')f_i(\theta)\|). \end{aligned} \quad (A.44)$$

The second term in the parenthesis above can be computed as:

$$\begin{aligned} \|\nabla f_i(\theta)f_i(\theta') - \nabla f_i(\theta')f_i(\theta)\| &= \|\nabla f_i(\theta)f_i(\theta') - \nabla f_i(\theta)f_i(\theta) + \nabla f_i(\theta)f_i(\theta) - \nabla f_i(\theta')f_i(\theta)\| \\ &\leq \|\nabla f_i(\theta)f_i(\theta') - \nabla f_i(\theta)f_i(\theta)\| + \|\nabla f_i(\theta)f_i(\theta) - \nabla f_i(\theta')f_i(\theta)\| \\ &= \|\nabla f_i(\theta)\| \cdot \|f_i(\theta') - f_i(\theta)\| + \|\nabla f_i(\theta) - \nabla f_i(\theta')\| \cdot \|f_i(\theta)\| \\ &\leq L_0^2\|\theta' - \theta\| + L\frac{M}{2}\|\theta' - \theta\|, \end{aligned} \quad (A.45)$$

where in the second line we used triangle inequality; in the fourth line we used Assumptions 3.1 and 3.2. Plugging in back to (A.44) we have:

$$\|\nabla(\varphi \circ f_i)(\theta) - \nabla(\varphi \circ f_i)(\theta')\| \leq \frac{4}{M^2} \left(\frac{3}{2}ML + L_0^2 \right) \|\theta - \theta'\|. \quad (A.46)$$

Let us now figure out the variance terms. For the global variance term, we similarly write:

$$\begin{aligned} \|\nabla(\varphi \circ f_i)(\theta) - \nabla(\varphi \circ f_j)(\theta)\| &= \left\| \frac{\nabla f_i(\theta)}{M - f_i(\theta)} - \frac{\nabla f_j(\theta)}{M - f_j(\theta)} \right\| \\ &= \left\| \frac{M(\nabla f_i(\theta) - \nabla f_j(\theta)) - \nabla f_i(\theta)f_j(\theta) + \nabla f_j(\theta)f_i(\theta)}{(M - f_i(\theta))(M - f_j(\theta))} \right\| \\ &\leq \frac{4}{M^2} (M\|\nabla f_i(\theta) - \nabla f_j(\theta)\| + \|\nabla f_i(\theta)f_j(\theta) - \nabla f_j(\theta)f_i(\theta)\|) \\ &\leq \frac{4}{M^2} (M\sigma_g + \|\nabla f_i(\theta)f_j(\theta) - \nabla f_j(\theta)f_i(\theta)\|). \end{aligned} \quad (A.47)$$

The second term in the parenthesis above can be computed as:

$$\begin{aligned}
 \|\nabla f_i(\theta)f_j(\theta) - \nabla f_j(\theta)f_i(\theta)\| &= \|\nabla f_i(\theta)f_j(\theta) - \nabla f_i(\theta)f_i(\theta) + \nabla f_i(\theta)f_i(\theta) - \nabla f_j(\theta)f_i(\theta)\| \\
 &\leq \|\nabla f_i(\theta)f_j(\theta) - \nabla f_i(\theta)f_i(\theta)\| + \|\nabla f_i(\theta)f_i(\theta) - \nabla f_j(\theta)f_i(\theta)\| \\
 &= \|\nabla f_i(\theta)\| \cdot \|f_j(\theta) - f_i(\theta)\| + \|\nabla f_i(\theta) - \nabla f_j(\theta)\| \cdot \|f_i(\theta)\| \\
 &\leq L_0\sigma_{0,g} + \frac{M}{2}\sigma_g,
 \end{aligned} \tag{A.48}$$

where in the second and fourth lines we used triangle inequality; in the last line we used Assumptions 3.1 and 3.2. Plugging (A.48) into (A.47) we find:

$$\|\nabla(\varphi \circ f_i)(\theta) - \nabla(\varphi \circ f_j)(\theta)\|^2 \leq \left(\frac{4}{M} \left(\frac{3}{2}\sigma_g + \frac{L_0}{M}\sigma_{0,g} \right) \right)^2. \tag{A.49}$$

Let us finally compute the new local variance term. Denote

$$\ell_S(\theta) := \frac{1}{|S|} \sum_{(x,y) \in S} \nabla \ell(\theta, (x, y)), \tag{A.50}$$

where S is a batch with m samples i.i.d. drawn from \mathcal{D}_i . We have:

$$\begin{aligned}
 \|\nabla(\varphi \circ f_i)(\theta) - \nabla(\varphi \circ \ell_S)(\theta)\| &= \left\| \frac{\nabla f_i(\theta)}{M - f_i(\theta)} - \frac{\nabla \ell_S(\theta)}{M - \ell_S(\theta)} \right\| \\
 &\leq \frac{4}{M^2} \left(\frac{3M}{2} \|\nabla f_i(\theta) - \nabla \ell_S(\theta)\| + L_0 \|f_i(\theta) - \ell_S(\theta)\| \right),
 \end{aligned} \tag{A.51}$$

and the derivation follows similarly as (A.47). Taking the square on both sides and taking the expectation over $S \sim \mathcal{D}_i^m$, we obtain:

$$\begin{aligned}
 \mathbb{E}_{S \sim \mathcal{D}_i^m} \|\nabla(\varphi \circ f_i)(\theta) - \nabla(\varphi \circ \ell_S)(\theta)\|^2 &\leq \frac{16}{M^4} \left(2 \frac{9M^2}{4} \mathbb{E}_{S \sim \mathcal{D}_i^m} \|\nabla f_i(\theta) - \nabla \ell_S(\theta)\|^2 + \right. \\
 &\quad \left. + 2L_0^2 \mathbb{E}_{S \sim \mathcal{D}_i^m} \|f_i(\theta) - \ell_S(\theta)\|^2 \right) \\
 &\leq \frac{8}{M^4} (9M^2\sigma_{l,i}^2 + 4L_0^2\sigma_{0,l,i}^2),
 \end{aligned} \tag{A.52}$$

where in the first line we used $(a + b)^2 \leq 2(a^2 + b^2)$ and in the second line we used Assumptions 3.1 and 3.2. \square

B Additional Experiments

In this section, we provide more details about our experimental results. Results for all experiments are provided based on an average over three runs with different seeds. We used an internal GPU cluster with six NVIDIA Tesla P100, lasting in total about 4 weeks.

B.1 Datasets and models

We describe the benchmark datasets in this subsection. For all datasets we fix the batch size to be 64.

CIFAR-10/100 [34] are standard image classification datasets. There are 50000 samples with 10/100 balanced classes for CIFAR-10/100. By doing Dirichlet allocation [44] we achieve the heterogeneity of label distributions. For all samples in each class k , denoted as the set \mathcal{S}_k , we split $\mathcal{S}_k = \mathcal{S}_{k,1} \cup \mathcal{S}_{k,2} \dots \mathcal{S}_{k,n}$ into n clients according a symmetric Dirichlet distribution $\text{Dir}(0.5)$. Then we gather the samples for client j as $\mathcal{S}_{1,j} \cup \mathcal{S}_{2,j} \dots \mathcal{S}_{C,j}$ if we have C classes in total. We note that some of the clients might have too few samples (a few hundred). In this case the FL algorithm might overfit for such client and we regenerate the data split. We choose the number of clients to be 10 for both CIFAR-10/100. For each of the client dataset, we split it further into 60% training data and 40% test data for CIFAR-10. For CIFAR-100 we split the client dataset into 50% training data and 50% test data.

CINIC-10 [35] is an extension of CIFAR-10, which contains the images from CIFAR-10 and a selection of ImageNet database images (210,000 images downsampled to 32×32). We split the dataset into 50 clients due to the increased

sample size. We use the symmetric Dirichlet distribution $\text{Dir}(0.5)$ for partitioning the total 270,000 samples into 50 clients. For each client, we randomly select 50% of the client dataset as the training set and the rest as the test set.

Shakespeare [45, 1] is a text dataset of Shakespeare dialogues, and we use it for the task of next character prediction. We treat each speaking role as a client resulting in a natural heterogeneous partition. We first filter out the clients with less than 10,000 samples and sample 20 clients from the remaining. Also, each client’s dataset is split into 50% for training and 50% for test.

StackOverflow [36] is another popular text dataset for benchmarking FL algorithms [3, 33]. Our task is next word prediction and our model is LSTM [41]. We use the natural non-iid partition of StackOverflow and randomly select 20 users with between 10000 and 12500 samples. Afterwards, we split their data into training and test sets with an equal ratio.

In Table 2, we summarize these datasets, our partition methods, as well as the models we implement.

Table 2: Details of the experiments and the used datasets. ResNet-18 is the residual neural network defined in [38]. GN: Group Normalization [39]; FC: fully connected layer; CNN: Convolutional Neural Network; Conv: convolution layer; RNN: Recurrent Neural Network; LSTM: Long Short-Term Memory layer. The plus sign means composition.

Datasets	Training set size	Test set size	Partition method	# of clients	Model
CIFAR-10	24948	25052	Dirichlet partition ($\beta = 0.5$)	10	ResNet-18 + GN
CIFAR-100	29636	20364	Dirichlet partition ($\beta = 0.5$)	10	ResNet-18 + GN
CINIC-10	134709	134970	Dirichlet partition ($\beta = 0.5$)	50	CNN (2 Conv + 3 FC)
Shakespeare	178796	177231	realistic partition	20	RNN (1 LSTM + 1 FC)
StackOverflow	109671	109621	realistic partition	20	RNN (1 LSTM + 2 FC)

B.2 Algorithms to compare and tuning hyperparameters

We compare our PropFair algorithm with common FL baselines, including FedAvg [1], q -FFL [10] and AFL [6]. For each dataset and each algorithm (algorithms with different hyperparameters are counted as different), we find the best learning rate from a grid. Here are the grids we used for each dataset:

- CIFAR-10: $\{1e-4, 1e-3, 2e-3, 5e-3, 1e-2, 2e-2, 5e-2, 1e-1\}$;
- CIFAR-100: $\{1e-4, 1e-3, 2e-3, 5e-3, 1e-2, 2e-2, 5e-2, 1e-1\}$;
- CINIC-10: $\{1e-4, 1e-3, 2e-3, 5e-3, 1e-2, 2e-2, 5e-2, 1e-1\}$;
- Shakespeare: $\{1e-3, 1e-2, 5e-2, 1e-1, 5e-1, 1, 2, 5, 10\}$;
- StackOverflow: $\{1e-3, 1e-2, 5e-2, 1e-1, 5e-1, 1, 2, 5, 10\}$.

We adapt hierarchical TERM from [46], with client-level fairness ($\alpha > 0$) and no sample-level fairness ($\tau = 0$). For each dataset, we tune α (user-level parameter) from $\{0.01, 0.1, 0.5, 1\}$. Table 3 shows the optimal values of α used for different datasets. For AFL we tune the learning rate γ_w from the corresponding grid and choose the default hyperparameter $\gamma_\lambda = 0.1$. We also find that $\gamma_\lambda = 0.01$ has worse performance than $\gamma_\lambda = 0.1$ for all datasets, and thus we stick to $\gamma_\lambda = 0.1$ throughout. For q -FFL, we run the q -FedAvg algorithm from [10] with the default Lipschitz constant $L = 1/\eta$ from where η is the learning rate.⁴ For each dataset we tune q from $\{0.1, 1, 5\}$. For vision datasets we find $q = 0.1$ has the best performance and for language datasets we find $q = 1$ is optimal. We also find that $q = 5$ often leads to divergence during training. For PropFair we tune M (Algorithm 1) from $M = 2, 3, 4, 5$.

Table 4 shows the optimal values of M used for different datasets. A rule of thumb is to first take a large M (say $M = 10$) and then gradually reduce this value so as to obtain better performance.

After finding the best hyperparameters for each algorithm, we record the best learning rates in Table 5.

B.3 Detailed results

In Table 6, we report different statistics across clients, for all the algorithms and datasets we study in this work. These statistical quantities include:

⁴https://github.com/litian96/fair_flearn/tree/master/flearn/trainers

Table 3: The best values of α (TERM algorithm) used for different datasets, chosen based on grid search.

Datasets	CIFAR-10	CIFAR-100	CINIC-10	Shakespeare	StackOverflow
α	0.01	0.1	0.01	0.1	0.5

 Table 4: The best values of M used for different datasets, chosen based on grid search.

Datasets	CIFAR-10	CIFAR-100	CINIC-10	Shakespeare	StackOverflow
M	5	2	5	2	4

Table 5: The best learning rates used for different datasets and algorithms, based on grid search.

Datasets	FedAvg	q -FFL	AFL	PropFair	TERM
CIFAR-10	5e-3	2e-3	2e-3	1e-2	1e-2
CIFAR-100	1e-2	1e-2	1e-2	1e-2	1e-2
CINIC-10	1e-2	5e-3	1e-2	2e-2	1e-2
Shakespeare	1	5e-1	1	2	1e-1
StackOverflow	5e-1	1e-1	5e-2	5e-1	2e-1

- The arithmetic mean of test accuracies of all clients;
- The standard deviation of client accuracies;
- The worst test accuracy among the clients;
- The arithmetic mean of test accuracies across the worst 10% clients;
- The best test accuracy among the clients.
- The arithmetic mean of test accuracies across the best 10% clients;

For each algorithm we take three different runs and report the mean and standard deviation of different statistical indices. In all the experiments we have used 64 as the default batch size. Table 6 shows that PropFair is consistently advantageous across various datasets over the state-of-the-art algorithms.

B.4 Ablation studies

In this section, we do some further ablation study to investigate the effect of batch size and training set size on the performance of PropFair algorithm. We use a different data split and a different set of random seeds than those used for the previous experiments in Table 6, for reproducibility test.

B.4.1 Training set size

In this subsection, we fix the default batch size to 64 and use $q = 0.1$ for the q -FFL algorithm. Also the settings of α , M and learning rate for different algorithms are based on Tables 3, 4 and 5, respectively. We change the ratio of training set (with respect to the whole dataset) and investigate its effect on the performance. The results are reported in Figure 4 and Table 7.

As can be observed from the results, PropFair outperforms other algorithms in terms of the worst 10% accuracy, especially when the training set size is small. This agrees with the practical scenario when some clients do not have many samples. As the training set gets larger, the difference between PropFair and AFL gets smaller. This effect may have something to do with the generalization and we defer it for future investigation.

B.4.2 Batch size

In this subsection, we fix the training set ratio to 0.6 for CIFAR-100 dataset and investigate the effect of batch size on the performance of different algorithms. We choose the batch size from $\{32, 64, 128, 256\}$ and investigate its variation effect on the performance of different algorithms. Note that we use $q = 0.1$ for the q -FFL algorithm. Also the settings of α , M and learning rate for different algorithms are based on Tables 3, 4 and 5, respectively.

Table 6: Comparison among Federated Learning algorithms on CIFAR-10, CIFAR-100, CINIC-10, Shakespeare and StackOverflow datasets with test accuracies (%) from clients. All algorithms are fine-tuned. **Mean**: the average of performances across all clients; **Std**: standard deviation of client test accuracies; **Worst/Best**: the worst/best test accuracy from clients; **Worst (10%)/Best(10%)**: the average of performance across the worst/best 10% clients. Note that for CIFAR-10/100 the worst (best) case accuracy is the same as the worst (best) 10% accuracy since we have 10 clients.

Dataset	Algorithm	Mean	Std	Worst	Worst (10%)	Best	Best (10%)
CIFAR-10	FedAvg	78.52 \pm 0.32	15.27 \pm 0.19	57.16 \pm 1.61	57.16 \pm 1.61	99.92 \pm 0.07	99.92 \pm 0.07
	q-FFL	77.35 \pm 0.17	15.15 \pm 0.23	56.51 \pm 0.28	56.51 \pm 0.28	98.01 \pm 0.45	98.01 \pm 0.45
	AFL	78.01 \pm 0.24	15.34 \pm 0.10	57.43 \pm 0.26	57.43 \pm 0.26	100.0 \pm 0.00	100.0 \pm 0.00
	TERM	79.71 \pm 0.34	13.14 \pm 0.05	56.33 \pm 0.47	56.33 \pm 0.47	100.0 \pm 0.00	100.0 \pm 0.00
	PropFair	78.47 \pm 0.09	14.79 \pm 0.07	58.14 \pm 0.29	58.14 \pm 0.29	98.55 \pm 0.12	98.55 \pm 0.12
CIFAR-100	FedAvg	60.80 \pm 0.16	3.39 \pm 0.08	53.46 \pm 0.27	53.46 \pm 0.27	65.47 \pm 0.44	65.47 \pm 0.44
	q-FFL	60.51 \pm 0.07	3.19 \pm 0.03	53.57 \pm 0.14	53.57 \pm 0.14	65.47 \pm 0.45	65.47 \pm 0.45
	AFL	60.42 \pm 0.11	3.37 \pm 0.11	53.51 \pm 0.31	53.51 \pm 0.31	65.28 \pm 0.28	65.28 \pm 0.28
	TERM	61.89 \pm 0.21	5.32 \pm 0.14	53.37 \pm 0.34	53.37 \pm 0.34	69.78 \pm 0.63	69.78 \pm 0.63
	PropFair	61.36 \pm 0.24	3.02 \pm 0.17	54.80 \pm 0.44	54.80 \pm 0.44	65.73 \pm 0.16	65.73 \pm 0.16
CINIC-10	FedAvg	81.29 \pm 0.09	14.42 \pm 0.05	49.93 \pm 0.43	55.42 \pm 0.19	100.00 \pm 0.00	99.98 \pm 0.00
	q-FFL	81.90 \pm 0.08	14.22 \pm 0.05	50.91 \pm 0.60	56.21 \pm 0.12	100.00 \pm 0.00	99.99 \pm 0.00
	AFL	80.17 \pm 0.34	14.04 \pm 0.17	49.02 \pm 1.78	54.08 \pm 0.76	99.54 \pm 0.05	98.39 \pm 0.11
	TERM	82.07 \pm 0.12	15.00 \pm 0.03	53.21 \pm 0.12	55.61 \pm 0.36	100.0 \pm 0.00	99.87 \pm 0.00
	PropFair	81.96 \pm 0.23	14.11 \pm 0.03	51.04 \pm 0.69	56.54 \pm 0.34	100.0 \pm 0.00	99.99 \pm 0.00
Shakespeare	FedAvg	47.52 \pm 0.28	1.22 \pm 0.05	44.64 \pm 0.41	45.11 \pm 0.42	49.47 \pm 0.07	49.35 \pm 0.12
	q-FFL	47.14 \pm 0.38	1.31 \pm 0.07	43.81 \pm 0.48	44.36 \pm 0.44	49.33 \pm 0.45	49.13 \pm 0.44
	AFL	47.45 \pm 0.17	1.28 \pm 0.12	44.73 \pm 0.33	45.70 \pm 0.27	49.81 \pm 0.12	49.50 \pm 0.18
	TERM	48.81 \pm 0.15	1.28 \pm 0.11	46.10 \pm 0.12	46.26 \pm 0.11	51.11 \pm 0.14	50.35 \pm 0.18
	PropFair	48.90 \pm 0.17	1.26 \pm 0.01	46.69 \pm 0.35	47.10 \pm 0.19	51.17 \pm 0.28	50.90 \pm 0.27
StackOverflow	FedAvg	39.88 \pm 0.11	7.11 \pm 0.05	25.05 \pm 0.31	26.56 \pm 0.27	49.02 \pm 0.05	49.00 \pm 0.05
	q-FFL	39.13 \pm 0.06	7.25 \pm 0.01	24.03 \pm 0.15	25.56 \pm 0.10	48.63 \pm 0.05	48.52 \pm 0.06
	AFL	36.73 \pm 0.23	7.17 \pm 0.09	22.24 \pm 0.13	23.69 \pm 0.14	46.04 \pm 0.37	45.86 \pm 0.37
	TERM	40.34 \pm 0.05	6.96 \pm 0.06	25.56 \pm 0.21	27.12 \pm 0.20	50.26 \pm 0.12	47.76 \pm 0.10
	PropFair	41.15 \pm 0.08	6.98 \pm 0.02	26.35 \pm 0.18	27.91 \pm 0.14	49.92 \pm 0.03	49.88 \pm 0.03

Based on the results in Table 8, we observe that PropFair consistently outperforms other algorithms in terms of fairness (worst 10% performances) for all batch sizes. This shows that the SoTA performance of PropFair is not quite dependent on the batch size used for training.

C Dual View of Fair FL Algorithms

In this section we derive the convex conjugates of the generalized means for each algorithm. We sometimes extend the domain of f to obtain a clear form of A_s^* , while ensuring the equality of (14).

C.1 Dual view of FedAvg

For FedAvg, we have $s(t) = t$ and the generalized mean can be written as:

$$A_s(f) = \frac{1}{n} \sum_i f_i, \quad (\text{C.1})$$

where we extend the domain of f to be \mathbb{R}^n . The convex conjugate can be written as:

$$A_s^*(\lambda) = \sup_{f \in \mathbb{R}^n} \lambda^\top f - \frac{1}{n} \sum_i f_i. \quad (\text{C.2})$$

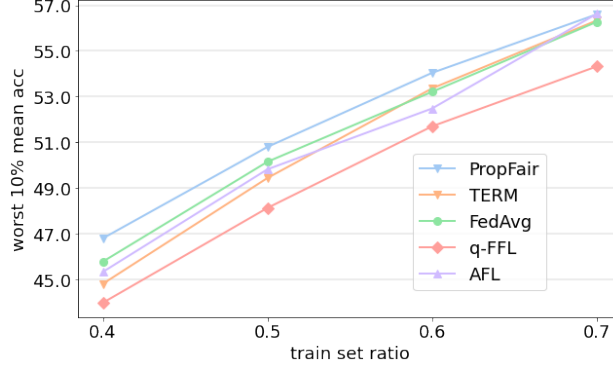


Figure 4: Comparison among Federated Learning algorithms on CIFAR-100 dataset with varying training set size.

Table 7: Comparison among Federated Learning algorithms on CIFAR-100 dataset by varying the training set size. There are 10 users in total. All algorithms are fine-tuned. **Mean**: the averaged performance across all clients; **Std**: standard deviation of client test accuracies; **Worst/Best (10%)**: the worst/best 10% test accuracy from clients. **Training Set Ratio**: the ratio of the training set size to all the client samples including the test set.

Training Set Ratio	Algorithm	Mean	Std	Worst (10%)	Best (10%)
0.4	FedAvg	53.17 \pm 0.16	4.84 \pm 0.06	45.78 \pm 0.15	60.21 \pm 0.30
	q-FFL	51.80 \pm 0.08	5.00 \pm 0.17	43.98 \pm 0.44	58.55 \pm 0.37
	AFL	53.15 \pm 0.12	5.04 \pm 0.05	45.33 \pm 0.13	60.46 \pm 0.21
	TERM	53.71 \pm 0.14	6.04 \pm 0.07	44.81 \pm 0.11	60.46 \pm 0.21
	PropFair	53.95 \pm 0.24	4.68 \pm 0.18	46.80 \pm 0.58	60.86 \pm 0.34
0.5	FedAvg	58.06 \pm 0.33	5.05 \pm 0.07	50.15 \pm 0.41	66.37 \pm 0.48
	q-FFL	56.46 \pm 0.21	5.14 \pm 0.21	48.13 \pm 0.26	64.61 \pm 0.66
	AFL	57.65 \pm 0.07	5.15 \pm 0.12	49.82 \pm 0.31	66.42 \pm 0.16
	TERM	58.61 \pm 0.12	5.04 \pm 0.09	49.44 \pm 0.11	66.46 \pm 0.18
	PropFair	58.85 \pm 0.11	4.90 \pm 0.12	50.80 \pm 0.31	66.62 \pm 0.40
0.6	FedAvg	61.80 \pm 0.18	5.43 \pm 0.04	53.21 \pm 0.40	69.66 \pm 0.30
	q-FFL	60.62 \pm 0.18	5.58 \pm 0.10	51.70 \pm 0.34	68.87 \pm 0.06
	AFL	61.63 \pm 0.11	5.51 \pm 0.03	52.48 \pm 0.17	69.63 \pm 0.34
	TERM	62.45 \pm 0.19	5.64 \pm 0.08	53.36 \pm 0.15	69.85 \pm 0.16
	PropFair	62.30 \pm 0.17	4.97 \pm 0.11	54.04 \pm 0.30	69.70 \pm 0.38
0.7	FedAvg	65.38 \pm 0.17	5.40 \pm 0.16	56.27 \pm 0.35	72.67 \pm 0.06
	q-FFL	63.92 \pm 0.15	5.65 \pm 0.12	54.32 \pm 0.60	71.89 \pm 0.61
	AFL	65.44 \pm 0.15	5.34 \pm 0.25	56.62 \pm 0.36	72.83 \pm 0.30
	TERM	65.55 \pm 0.14	5.44 \pm 0.04	56.33 \pm 0.17	72.96 \pm 0.25
	PropFair	65.47 \pm 0.10	5.45 \pm 0.12	56.60 \pm 0.17	72.86 \pm 0.30

If any $\lambda_i > \frac{1}{n}$, we can take the corresponding $f_i \rightarrow \infty$, and thus $A_s^*(\lambda) = \infty$. Similar results hold for $\lambda_i < \frac{1}{n}$. Therefore, we have:

$$A_s^*(\lambda) = \begin{cases} 0 & \text{if } \lambda_1 = \dots = \lambda_n = \frac{1}{n}, \\ \infty & \text{otherwise.} \end{cases} \quad (\text{C.3})$$

Bringing the equation above to (14) we obtain the original form of FedAvg.

C.2 Dual view of q-FFL and AFL

Let us now derive the conjugate function for q-FFL. With $s(t) = t^{q+1}$ ($q > 0$) we have:

$$A_s(f) = \left(\frac{1}{n} \sum_i f_i^{q+1} \right)^{\frac{1}{q+1}}, \quad (\text{C.4})$$

Table 8: Comparison among Federated Learning algorithms on CIFAR-100 dataset with varying batch size. There are 10 users. All algorithms are fine-tuned. **Mean**: the averaged performance across all clients; **Std**: standard deviation of client test accuracies; **Worst/Best (10%)**: the worst/best 10% test accuracy from clients.

Batch Size	Algorithm	Mean	Std	Worst (10%)	Best (10%)
32	FedAvg	62.29 \pm 0.20	5.40 \pm 0.07	53.13 \pm 0.35	70.79 \pm 0.08
	q-FFL	60.81 \pm 0.19	5.51 \pm 0.15	52.23 \pm 0.47	69.23 \pm 0.41
	AFL	61.91 \pm 0.21	5.50 \pm 0.07	52.99 \pm 0.30	70.54 \pm 0.12
	TERM	62.51 \pm 0.17	5.54 \pm 0.07	53.38 \pm 0.12	69.85 \pm 0.11
	PropFair	62.37 \pm 0.00	5.31 \pm 0.02	53.85 \pm 0.28	70.06 \pm 0.22
64	FedAvg	61.98 \pm 0.12	5.37 \pm 0.04	53.12 \pm 0.21	69.51 \pm 0.23
	q-FFL	60.63 \pm 0.16	5.54 \pm 0.13	51.32 \pm 0.28	69.00 \pm 0.42
	AFL	62.09 \pm 0.11	5.41 \pm 0.04	53.72 \pm 0.10	70.16 \pm 0.04
	TERM	62.45 \pm 0.19	5.64 \pm 0.08	53.36 \pm 0.15	69.89 \pm 0.16
	PropFair	62.32 \pm 0.07	5.18 \pm 0.01	53.82 \pm 0.13	69.80 \pm 0.04
128	FedAvg	61.55 \pm 0.13	5.37 \pm 0.07	52.39 \pm 0.39	69.35 \pm 0.69
	q-FFL	60.29 \pm 0.11	5.55 \pm 0.11	51.63 \pm 0.32	68.40 \pm 0.42
	AFL	61.74 \pm 0.41	5.43 \pm 0.07	53.09 \pm 0.42	69.96 \pm 0.52
	TERM	62.19 \pm 0.14	5.57 \pm 0.04	53.41 \pm 0.11	69.98 \pm 0.10
	PropFair	62.02 \pm 0.07	5.21 \pm 0.14	53.54 \pm 0.21	69.46 \pm 0.27
256	FedAvg	61.55 \pm 0.05	5.28 \pm 0.00	52.79 \pm 0.27	69.07 \pm 0.16
	q-FFL	60.10 \pm 0.14	5.40 \pm 0.12	51.11 \pm 0.79	67.94 \pm 0.36
	AFL	61.92 \pm 0.28	5.37 \pm 0.12	53.01 \pm 0.51	69.88 \pm 0.20
	TERM	62.17 \pm 0.12	5.47 \pm 0.07	53.81 \pm 0.15	69.88 \pm 0.13
	PropFair	62.28 \pm 0.27	5.00 \pm 0.02	54.61 \pm 0.26	69.40 \pm 0.39

where we assume $\text{dom } f = \mathbb{R}_+^n$. The convex conjugate can thus be written as:

$$A_s^*(\lambda) = \sup_{f \geq \mathbf{0}} \lambda^\top f - \left(\frac{1}{n} \sum_i f_i^{q+1} \right)^{\frac{1}{q+1}}. \quad (\text{C.5})$$

If $\|\lambda\|_{\frac{q+1}{q}} > n^{-\frac{1}{q+1}}$, we can take $f_i = \lambda_i^{\frac{1}{q}} n^{\frac{1}{q+1}} t$ and the maximand of (C.5) becomes:

$$\begin{aligned} \lambda^\top f - \left(\frac{1}{n} \sum_i f_i^{q+1} \right)^{\frac{1}{q+1}} &= \sum_i \lambda_i^{\frac{q+1}{q}} n^{\frac{1}{q+1}} t - \left(\sum_i \lambda_i^{\frac{q+1}{q}} \right)^{\frac{1}{q+1}} t \\ &= \left(\sum_i \lambda_i^{\frac{q+1}{q}} n^{\frac{1}{q+1}} - \left(\sum_i \lambda_i^{\frac{q+1}{q}} \right)^{\frac{1}{q+1}} \right) t. \end{aligned} \quad (\text{C.6})$$

From $\|\lambda\|_{\frac{q+1}{q}} > n^{-\frac{1}{q+1}}$ we can get $\lambda_i^{\frac{q+1}{q}} n^{\frac{1}{q+1}} - \left(\sum_i \lambda_i^{\frac{q+1}{q}} \right)^{\frac{1}{q+1}} > 0$ and thus by taking $t \rightarrow \infty$ we have $A_s^*(\lambda) = \infty$.

Therefore we must constrain $\|\lambda\|_{\frac{q+1}{q}} \leq n^{-\frac{1}{q+1}}$. In this case, we can utilize Hölder's inequality to obtain $A_s^*(\lambda) = 0$. In summary, the convex conjugate for $\lambda \geq \mathbf{0}$ is:

$$A_s^*(\lambda) = \begin{cases} 0, & \text{if } \|\lambda\|_{(q+1)/q} \leq n^{-\frac{1}{q+1}}, \\ \infty & \text{otherwise.} \end{cases} \quad (\text{C.7})$$

Taking $q \rightarrow \infty$ the function above becomes the one for AFL:

$$A_s^*(\lambda) = \begin{cases} 0, & \text{if } \|\lambda\|_1 \leq 1, \\ \infty & \text{otherwise.} \end{cases} \quad (\text{C.8})$$

C.3 Dual view of TERM

We continue to derive the convex conjugate of the generalized mean of TERM. Recall that $s(t) = e^{\alpha t}$ with $\alpha > 0$. The generalized mean can be written as:

$$A_s(f) = \frac{1}{\alpha} \log \left(\frac{1}{n} \sum_i e^{\alpha f_i} \right), \quad (\text{C.9})$$

where we extend the domain of f to be \mathbb{R}^n . The convex conjugate is:

$$A_s^*(\lambda) = \sup_{f \in \mathbb{R}^n} \lambda^\top f - \frac{1}{\alpha} \log \left(\frac{1}{n} \sum_i e^{\alpha f_i} \right). \quad (\text{C.10})$$

If any $\lambda_i < 0$, we can take the corresponding $f_i \rightarrow -\infty$ and thus $A_s^*(\lambda) = \infty$. If $\lambda^\top \mathbf{1} \neq 1$, we can impose $f = t\mathbf{1}$ and obtain that:

$$\lambda^\top f - \frac{1}{\alpha} \log \left(\frac{1}{n} \sum_i e^{\alpha f_i} \right) = (\lambda^\top \mathbf{1} - 1)t. \quad (\text{C.11})$$

By taking $t \rightarrow \infty$ or $t \rightarrow -\infty$ we get $A_s^*(\lambda) = \infty$. Now let us assume $\lambda \geq \mathbf{0}$ and $\lambda^\top \mathbf{1} = 1$. By requiring stationarity in (C.10) we find the necessary and sufficient optimality condition:

$$\lambda_i = \frac{e^{\alpha f_i}}{\sum_i e^{\alpha f_i}}, \quad (\text{C.12})$$

which can always be satisfied with our assumption. Denote $c = \sum_i e^{\alpha f_i}$ we can solve (C.12) to obtain $f_i = \frac{1}{\alpha} \log(c\lambda_i)$. Bringing it back to (C.10) the convex conjugate becomes:

$$\begin{aligned} A_s^*(\lambda) &= \sum_i \frac{\lambda_i}{\alpha} \log(c\lambda_i) - \frac{1}{\alpha} \log \frac{c}{n} \\ &= \frac{1}{\alpha} \left(\sum_i \lambda_i \log \lambda_i + \log n \right), \end{aligned} \quad (\text{C.13})$$

where we used the condition $\lambda^\top \mathbf{1} = 1$. Since we have the constraint that $\lambda \geq \mathbf{0}$, (14) still holds. Therefore, we get:

$$A_s^*(\lambda) = \begin{cases} \frac{1}{\alpha} (\sum_i \lambda_i \log \lambda_i + \log n) & \text{if } \lambda \geq \mathbf{0}, \lambda^\top \mathbf{1} = 1, \\ \infty & \text{otherwise.} \end{cases} \quad (\text{C.14})$$

C.4 Dual view of PropFair

Let us derive the dual of the generalized mean for PropFair in the same framework as in Section 4.1. Note that

$$s(t) = -\log(M - t), \quad (\text{C.15})$$

and therefore the generalized mean is:

$$A_s(f) = s^{-1} \left(\frac{1}{n} \sum_i s(f_i) \right) = M - \left(\prod_{i=1}^n (M - f_i) \right)^{1/n}, \quad (\text{C.16})$$

where we require $f \leq M\mathbf{1}$. We observe that A_s is a convex function, since it is composition of geometric mean (which is concave from Mahler's inequality) and affine transformation. Now we compute the dual function

$$\begin{aligned} A_s^*(\lambda) &= \sup_{f \leq M\mathbf{1}} \lambda^\top f - A_s(f) \\ &= \sup_{f \leq M\mathbf{1}} \lambda^\top f + \left(\prod_{i=1}^n (M - f_i) \right)^{1/n} - M \end{aligned} \quad (\text{C.17})$$

If any entry λ_i is non-positive, clearly we can let $f_i \rightarrow -\infty$ so that $A_s^*(\lambda) \rightarrow \infty$. For positive λ , and $\prod_{i=1}^n (n\lambda_i) < 1$, we can take $f_i = M - \frac{c}{n\lambda_i}$ and get:

$$\begin{aligned} \lambda^\top f + \left(\prod_{i=1}^n (M - f_i) \right)^{1/n} - M &= \sum_{i=1}^n \left(M\lambda_i - \frac{c}{n} \right) + \left(\prod_{i=1}^n \frac{c}{n\lambda_i} \right)^{1/n} - M \\ &= M(\lambda^\top \mathbf{1} - 1) + \left(\left(\frac{1}{\prod_{i=1}^n (n\lambda_i)} \right)^{1/n} - 1 \right) c \end{aligned} \quad (\text{C.18})$$

Since $c \geq 0$ is arbitrary, we can take $c \rightarrow \infty$ and thus $M_s^*(\lambda) = \infty$. Otherwise, if $\prod_{i=1}^n (n\lambda_i) \geq 1$, then we have:

$$\begin{aligned} \lambda^\top f + \left(\prod_{i=1}^n (M - f_i) \right)^{1/n} - M &= \left(\prod_{i=1}^n (M - f_i) \right)^{1/n} - \lambda^\top (M\mathbf{1} - f) + M(\lambda^\top \mathbf{1} - 1) \\ &\leq \left(\prod_{i=1}^n (M - f_i) \right)^{1/n} - n \left(\prod_{i=1}^n \lambda_i \right)^{1/n} \left(\prod_{i=1}^n (M - f_i) \right)^{1/n} \\ &\quad + M(\lambda^\top \mathbf{1} - 1) \\ &\leq M(\lambda^\top \mathbf{1} - 1), \end{aligned} \quad (\text{C.19})$$

where in the second line we used the AM-GM inequality and in the last line we used $\prod_{i=1}^n (n\lambda_i) \geq 1$. This equality can always be achieved by taking $f = M\mathbf{1}$. In summary, we have:

$$A_s^*(\lambda) = \begin{cases} M(\lambda^\top \mathbf{1} - 1), & \text{if } \lambda \geq \mathbf{0} \text{ and } \prod_{i=1}^n (n\lambda_i) \geq 1, \\ \infty, & \text{otherwise.} \end{cases} \quad (\text{C.21})$$

We remark that A_s^* is closed (since its domain is closed). If we want to enforce $f \geq \mathbf{0}$ when computing the dual function, we simply apply the conjugation formula:

$$\bar{A}_s^*(\lambda) = \inf_{\lambda \leq \gamma} A_s^*(\gamma). \quad (\text{C.22})$$

However, the formula for A_s^* suffices for our purpose so we need not compute the above explicitly.

Applying the above conjugation result we can rewrite PropFair as:

$$\min_{\theta} A_s(f(\theta)) = \min_{\theta} \max_{\lambda \geq \mathbf{0}} \lambda^\top f(\theta) - A_s^*(\lambda). \quad (\text{C.23})$$

We focus on the inner maximization so that we know the weights we put on each client:

$$\begin{aligned} \max_{\lambda \geq \mathbf{0}} \lambda^\top f(\theta) - A_s^*(\lambda) &= \max_{\lambda \geq \mathbf{0}, \prod_{i=1}^n (n\lambda_i) \geq 1} \lambda^\top f - (\lambda^\top \mathbf{1} - 1)M \\ &= \max_{\lambda \geq \mathbf{0}, \prod_{i=1}^n (n\lambda_i) \geq 1} M - \lambda^\top (M\mathbf{1} - f). \end{aligned} \quad (\text{C.24})$$

Using the AM-GM inequality we have:

$$\lambda^\top (M\mathbf{1} - f) \geq n \left(\prod_{i=1}^n \lambda_i \right)^{1/n} \left(\prod_{i=1}^n (M - f_i) \right)^{1/n} \geq \left(\prod_{i=1}^n (M - f_i) \right)^{1/n}, \quad (\text{C.25})$$

where the equality is attained iff $\prod_{i=1}^n (n\lambda_i) = 1$ and

$$\lambda_i \propto \frac{1}{M - f_i}. \quad (\text{C.26})$$

Thus, we verify again that the optimal value of (C.24) is:

$$M - \left(\prod_{i=1}^n (M - f_i) \right)^{1/n} = A_s(f), \quad (\text{C.27})$$

and we retrieve our original objective. (C.26) tells us that we are essentially solving a linearly weighted combination of f_1, \dots, f_n , but with more weights on the worse-off clients, since $\frac{1}{M - f_i}$ is larger for larger f_i .

D More Related Work

In this appendix we introduce more related work, including multi-objective optimization, fairness in FL, as well as various definitions of fairness from multiple fields.

D.1 Multi-objective optimization

Multi-Objective Optimization (MOO) has been intensively studied in the field of operation research [47, 48, 28]. The goal of MOO is to minimize a series of objectives f_1, f_2, \dots, f_n based on their best trade-offs. This is directly related to Federated Learning [27] because one can treat the loss function of each client as an objective.

In MOO, Pareto optimality is often desired. To find a Pareto optimum, one way is to use an *aggregating objective* (a.k.a. scalarizing function [49]). We list some common choices of this aggregating objective:

- *Linear weighting method* [47]: this method converts MOO into the problem of minimizing the convex combination of client objectives:

$$\min_{x \in \mathcal{X}} \sum_{i=1}^n \lambda_i f_i(x), \quad (\text{D.1})$$

with $\lambda \in \Delta_{n-1}$ in the $(n-1)$ -simplex, and \mathcal{X} a set of x . Such solution is always Pareto optimal and the method has been used in FedAvg [1]. A well-known difficulty is that it cannot generate point in the nonconvex part of the Pareto front [50].

- *Reference point* [50]: This method requires proximity to the *ideal point*: $r = (\min_{x \in \mathcal{X}} f_1(x), \dots, \min_{x \in \mathcal{X}} f_n(x))$, measured by ℓ_q -norm:

$$\min_{x \in \mathcal{X}} \|f(x) - r\|_q^q := \sum_{i=1}^n (f_i(x) - r_i)^q, \quad (\text{D.2})$$

with $f(x) := (f_1(x), \dots, f_n(x))$ and $\|\cdot\|_q$ the ℓ_q -norm ($q \geq 1$). This method has been applied to Federated Learning as q -FFL [10] (by assuming $r = \mathbf{0}$).

- *Weighted geometric mean* [49]: this method converts MOO to a single-objective formulation by maximizing the weighted geometric mean between elements of the *nadir point* and the client objectives:

$$\max_{x \in \mathcal{X}} \prod_{i=1}^n (p_i - f_i(x))^{\lambda_i}, \text{ such that } f_i(x) \leq p_i \text{ for any } i \text{ and } x \in \mathcal{X}, \quad (\text{D.3})$$

where p is called a *nadir point*, defined as [49]:

$$p_i = \max_{j=1,2,\dots,n} f_i(x_j^*), \quad (\text{D.4})$$

with $x_j^* = \operatorname{argmin}_{x \in \mathcal{X}} f_j(x)$ the optimizer of function f_j . The λ_i 's are the weights for each client and they are positive. If we take $\lambda = (\lambda_1, \dots, \lambda_n) = \mathbf{1}$, then it resembles our objective in (6).

D.2 Fairness in federated learning

As FL has been deployed to more and more real-world applications, it has become a major challenge to guarantee that FL models has no discrimination against certain clients and/or sensitive attributes. Since different participants may contribute differently to the final model's quality, it is necessary to provide a fair mechanism to encourage user participation.

Besides the related work we mentioned in the main paper [1, 6, 2], another direction of research tries to directly encourage the involvement of user participation, by providing some rewards to fairly recognize the *contributions* of clients. For example, [51] designed a local credibility mutual evaluation mechanism to enforce good contributors get more credits. Concretely, each client computes the contribution of every other client by investigating the label similarities of the synthetic samples generated by the clients' differential private GANs [52]. [53] proposed a pairwise measurement of contribution. Reputation scores are kept at each client for all other clients, and are updated by a multi-weight subjective logic model. [54] proposed a Federated Learning Incentivizer (FLI) payoff-sharing scheme, which dynamically divides a given budget among clients by optimizing their joint utility while minimizing their discrepancy. The objective function takes into account the amount of payoff and the waiting time to receive the payoff. [55] analyzed

the contribution from the data side, and proposed the federated Shapley Value (SV) for data valuation. While preserving the desirable properties of the canonical SV, this federated SV can be calculated with no extra communication overhead, making it suitable for the FL scenarios.

The above methods already applied some objective functions that reflect the concept of proportional fairness, e.g., payoff proportional to the contribution. However, they mostly apply fixed contribution-reward assignment rules, without explicit definitions of proportional fairness or theoretical guarantee.

D.3 Definitions of fairness

Fairness has been a perennial topic in social choice [56], communication [57], law [58] and machine learning [59]. Whenever we have multiple agents and limited resources, we need fairness to allocate the resources. There have been many definitions of fairness, such as individual fairness [60], demographic fairness, counterfactual fairness and proportional fairness.

In this section, we introduce definitions of fairness from various perspectives including social choice, communication and machine learning, and study the implications in the setting of FL.

D.3.1 Social choice and law

We review some principles for fairness and justice in social choice [56] and law [58], which resembles FL: we can treat the shared global model as a public policy and clients as social agents.

- *Utilitarian rule* [29]: suppose we have n clients and their loss functions are f_i , the utilitarian rule aims to minimize the sum of the loss functions, e.g.,

$$\min_{\theta} \sum_i f_i(\theta), \quad (\text{D.5})$$

with θ the global model parameter. This utilitarian rule represents the utilitarian philosophy: as long as the overall performance of the whole society is optimal, we call the society to be fair. A utilitarian policy is Pareto-optimal but not vice versa. With model homogeneity, equation (D.5) is nothing but the objective for FedAvg [1], although the FedAvg algorithm may not always converge to the global optimum even in linear regression [42].

- *Egalitarian rule* [30, 58]: The egalitarian rule, also known as the maximin criterion represents egalitarianism in political philosophy. Instead of maximizing the overall performance as in (D.5), an egalitarian wants to maximize the performance of the worst-case client, i.e., we solve the following optimization problem:

$$\min_{\theta} \max_i f_i(\theta). \quad (\text{D.6})$$

This accords with Agnostic FL [6]. The egalitarian problem (D.6) may not always be Pareto optimal, e.g., $(f_1, f_2, f_3) = (1, 1, 1)$ and $(f_1, f_2, f_3) = (1, 0.9, 0.8)$ can both be the optimal solution of (D.6), but the former is not Pareto optimal.

D.3.2 Fairness in wireless communications

Since resource allocation is common in communication, different notions of fairness have also been proposed and studied. We review some common fairness definitions in communication:

- *Max-min fairness / Pareto optimal* [61]: this definition says at the fair solution, one cannot simultaneously improve the performance of all clients, which is equivalent to the definition of Pareto optimal. The corresponding algorithm in FL for finding a Pareto optimum is FedMGDA+ [27].
- α -*fairness* [9]: the optimization problem is:

$$\max_{\theta} \sum_i u_i(\theta)^\alpha, \quad \alpha > 0. \quad (\text{D.7})$$

The optimal solution is always Pareto optimal. When $\alpha \rightarrow \infty$, the optimal solution corresponds to the egalitarian solution (a.k.a. Agnostic FL); when $\alpha = 1$, the optimization problem corresponds to the utilitarian rule, i.e., FedAvg.

- *Proportional-fair rule* [12, 11]: proportional fairness aims to find a solution θ^* such that for all θ in the domain:

$$\sum_i \frac{u_i(\theta) - u_i(\theta^*)}{u_i(\theta^*)} \leq 0, \quad (\text{D.8})$$

with u_i the utility function of client i , e.g., the test accuracy. This problem aims to find a policy such that the total relative utility cannot be improved. Proportional-fairness has been studied in communication (e.g. [14]) for scheduling but the application in FL has not been seen.

- *Harmonic mean* [62]: the method maximizes the harmonic mean of the utility functions of each client, that is, we solve the following optimization problem:

$$\max_{\theta} \frac{n}{\sum_i u_i(\theta)^{-1}} \quad (\text{D.9})$$

In a similar vein we can find its optimality condition, assuming the utility set \mathcal{U} is convex:

$$\sum_{i=1}^n \frac{u_i - u_i^*}{(u_i^*)^2} \leq 0, \text{ for all } u \in \mathcal{U}. \quad (\text{D.10})$$

Compared to proportional fairness, it simply amounts to squaring the denominator.

D.3.3 Fairness in machine learning

Fairness has been studied in machine learning for almost a decade [59]. A large body of work focuses on proposing machine learning algorithms for achieving different definitions of fairness. These definitions are often incompatible with each other, i.e., one cannot achieve two definitions of fairness simultaneously. Let us review some common definitions, using classification as an illustrating example:

- *Group fairness / statistical parity / demographic parity* (DP, [60, 63]): this definition requires that the prediction is independent of the subgroup (e.g., race, gender). Denote Y as the prediction and S as the sensitive attribute, this definition requires $Y \perp S$, where the symbol \perp denotes statistical independence. This is the simplest definition of fairness, and probably what people think of at a first thought. However, this definition can be problematic. For instance, suppose in an FL system a subgroup of clients have poor performance (e.g. due to communication, memory), and then to achieve better group fairness one can deliberately lower the performance of high-performing clients, and thus the overall performance is lower. Moreover, DP would forbid us to achieve the optimal performance if the true labels are not independent of the sensitive attribute [64, 65].
- *Equalized odds (EO)* [64]: this definition requires demographic parity given each true label class. Define T as the random variable for the true label. Equalized odds requires that $Y \perp S \mid T$ for *any* T and equal opportunity requires that $Y \perp S \mid T$ for *some* T . Different from DP, this conditioning allows the prediction to align with the true label. In the binary setting, EO and DP cannot be simultaneously achieved [59].
- *Calibration / Predictive Rate Parity* [66]: this definition requires that among the samples having a prediction score Y , the expectation of the true label T should match the prediction score, i.e., $\mathbb{E}[T|Y] = Y$. In the context of fairness, calibration says that $T \perp S \mid Y$. Under mild assumptions, calibration and EO cannot be simultaneously achieved [67]. Similarly, calibration and DP cannot be simultaneously achieved.
- *Individual fairness* [60]: this concept requires that similar samples, as measured by some metric, should have similar predictions.
- *Counterfactual fairness* [68]: this definition requires that from any sample, the prediction should be the same had the sensitive attribute taken different values. It follows the notion of counterfactual from casual inference [69].
- *Accuracy parity* [70]: the accuracy for each group remains the same.

Since many concepts conflict with each other [59], there is no unified definition of fairness. In light of this, a dynamical definition of fairness has been proposed [71]. Algorithms for achieving different definitions of fairness include mutual information [63], representation learning [63, 65] and Rényi correlation [72].