

UPPER BOUNDS FOR THE MODULI OF POLYNOMIAL-LIKE MAPS

ALEXANDER BLOKH, LEX OVERSTEEGEN, AND VLADLEN TIMORIN

ABSTRACT. We establish a version of the Pommerenke-Levin-Yoccoz inequality for the modulus of a polynomial-like restriction of a global polynomial and give two applications. First it is shown that if the modulus of a polynomial-like restriction of an arbitrary polynomial is bounded from below then this forces bounded combinatorics. The second application concerns parameter slices of cubic polynomials given by a non-repelling value of a fixed point multiplier. Namely, the intersection of the main cuboid and the multiplier slice lies in the closure of the principal hyperbolic domain, with only possible exception of queer components.

1. INTRODUCTION

The Appendix (Section 4) contains the necessary background. We use standard notation (\mathbb{R}, \mathbb{C} , etc.). The boundary (in \mathbb{C}) of a set $X \subset \mathbb{C}$ is denoted by ∂X . For a set Z , let $|Z|$ be its cardinality. For a polynomial f , let J_f be its Julia set, and K_f be its filled Julia set. Throughout the paper, P denotes a polynomial of degree $D > 1$ with connected Julia set J_P .

1.1. Cuts and wedges. If external rays R and L of P land at the same point a , then the union $\Gamma = R \cup L \cup \{a\}$ is called a *cut*. The point a is called the *vertex* of Γ . The cut Γ is *degenerate* if $R = L$ and *nondegenerate* otherwise. Nondegenerate cuts separate K_P . The *period* of a periodic cut is the period of an external ray landing at its vertex. A *wedge* is a complementary component of a cut in \mathbb{C} . We assume that cuts are oriented from R to L so that every cut Γ bounds a unique wedge $W = W_\Gamma$ where Γ is the *oriented* ∂W (i.e., if one walks along Γ from R to L , then W_Γ is located on one's left side). If Γ is degenerate, then we set $W_\Gamma = \emptyset$. Say that a cut Γ and the wedge W_Γ are *attached* to a set $T \subset K_P$ if the vertex of Γ belongs to T but W_Γ is disjoint from T . A cut Γ *separates* a set $T_+ \subset \mathbb{C}$ from a set $T_- \subset \mathbb{C}$ if $T_+ \setminus \Gamma \neq \emptyset$ and $T_- \setminus \Gamma \neq \emptyset$ lie in different components of $\mathbb{C} \setminus \Gamma$.

Date: December 10, 2021.

2010 Mathematics Subject Classification. Primary 37F20; Secondary 37F10, 37F50.

Key words and phrases. Complex dynamics; laminations; Mandelbrot set; Julia set.

The second named author was partially supported by NSF grant DMS-1807558.

The third named author was supported by the HSE University Basic Research Program.

1.2. The modulus of a PL map. From now on replace the expression “polynomial-like” by “PL”; filled PL Julia sets are always denoted by K^* , and P always means a polynomial of degree D .

Definition 1.1 ([19]). Given a PL restriction $P : U_1 \rightarrow U_0$ of P , call $\text{mod}(U_0 \setminus \overline{U}_1)$ the modulus of the PL map $P : U_1 \rightarrow U_0$.

Let us introduce the topological concept of a *core component*.

Definition 1.2. Let $\Gamma = R \cup L \cup \{a\}$ be a cut with a repelling/parabolic P -periodic vertex $a \in U$ where U is an open Jordan disk. Choose a small open Jordan disk $\Delta' \subset W_\Gamma \cap U$ whose boundary consists of two small initial arcs of L and R with common endpoint a and other endpoints $x_L \in L$, $x_R \in R$, and a curve I connecting x_L and x_R inside $W_\Gamma \cap U$. Denote by $\Delta_{\Gamma,U}$ the component of $W_\Gamma \cap U$ containing Δ' and call $\Delta_{\Gamma,U}$ the *core component* of $W_\Gamma \cap U$. The core component $\Delta_{\Gamma,U}$ is independent of the choice of Δ' .

To study the PL (filled) Julia sets, we need a few other concepts.

Definition 1.3. For a PL restriction $P : U_1 \rightarrow U_0$ of P , let \mathcal{Z} be a finite P -invariant set of periodic nondegenerate cuts attached to K^* (whose vertices, called \mathcal{Z} -vertices, are repelling or parabolic P -periodic points), and let $\mathcal{W}_\mathcal{Z}$ be the set of the associated wedges (\mathcal{Z} -wedges). If the wedges W_Γ from $\mathcal{W}_\mathcal{Z}$ are pairwise disjoint, and for each $\Gamma \in \mathcal{Z}$ the restriction $P : \Delta_{\Gamma,U_1} \rightarrow \mathbb{C}$ is univalent, \mathcal{Z} is called *paralegal*, see Fig. 1.

Below \mathcal{Z} always denotes a paralegal set of cuts of a PL restriction $P : U_1 \rightarrow U_0$ of P . A \mathcal{Z} -wedge may contain external rays landing at its vertex as the external rays forming cuts of \mathcal{Z} with vertex z do not have to be *all* external rays landing at z .

Theorem 1.4. Let $P : U_1 \rightarrow U_0$ be a PL restriction of P . Then

$$\frac{1}{\text{mod}(U_0 \setminus \overline{U}_1)} \geq \frac{\pi|\mathcal{Z}|}{\log D}.$$

For Theorem 1.7, a quantitative version of Theorem 1.4, we need additional concepts.

Definition 1.5. If a is a vertex of a \mathcal{Z} -wedge W_Γ and a Fatou domain $\Omega \subset W_\Gamma$ contains a periodic access α to a , then Ω is called a \mathcal{Z} -domain (W_Γ -domain), α is called a \mathcal{Z} -access (W_Γ -access), and the *period* of α is denoted by m_α .

Note that the boundary of U_1 cuts through Ω bypassing critical points in Ω . If Ω is a \mathcal{Z} -domain, then Ω is not a Siegel domain. The set $\Omega \cap K^*$ is empty. Indeed, otherwise it is easy to see that all domains from the orbit of Ω are contained in K^* . Thus, all domains from the orbit of Ω are contained

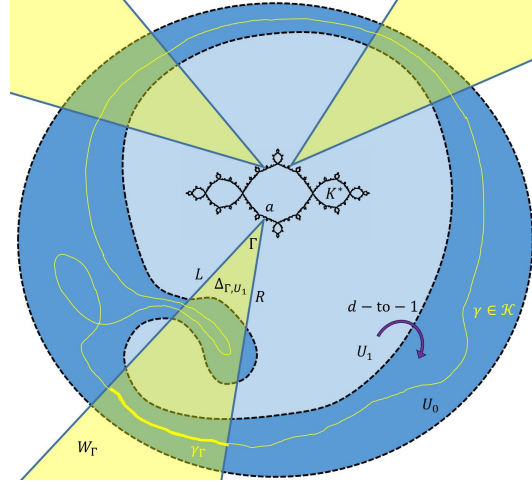


FIGURE 1. A paralegal set of cuts (Definition 1.3, schematic illustration). The domains U_0, U_1 are shown as regions with dashed boundaries. For a cut $\Gamma \in \mathcal{Z}$, the boundary rays R, L , and their landing point a are shown, as well as the set Δ_{Γ, U_1} (on which P is univalent by our assumptions). A curve $\gamma \in \mathcal{K}$ and its segment $\gamma_\Gamma \in \mathcal{K}_\Gamma$ are also shown (see Definition 2.1).

in the core components of the corresponding wedges, a contradiction with the fact that P on these core components is univalent. If a is parabolic (with corresponding parabolic Fatou domains $\Omega^* \subset K^*$ and $a \in \partial\Omega^*$), the domain $\Omega \subset W_\Gamma$ is not its immediate basin of attraction.

Definition 1.6. Define three sets of periodic accesses to the vertices of \mathcal{Z} :

- the set $\mathfrak{B}_\mathcal{Z}$ of all periodic accesses to \mathcal{Z} -vertices from \mathcal{Z} -domains,
- the set $\mathfrak{A}_\mathcal{Z}$ of accesses from infinity to \mathcal{Z} -vertices represented by R for every $\Gamma = R \cup L \cup \{a\} \in \mathcal{Z}$,
- the set $\mathfrak{C}_\mathcal{Z}$ of accesses from infinity to \mathcal{Z} -vertices corresponding to external rays contained in \mathcal{Z} -wedges.

The paralegal set \mathcal{Z} of cuts endowed with sets $\mathfrak{A}_\mathcal{Z}, \mathfrak{B}_\mathcal{Z}, \mathfrak{C}_\mathcal{Z}$ is said to be *legal*. Note, that, by definition, $|\mathfrak{A}_\mathcal{Z}| = |\mathcal{Z}|$.

Let a be a vertex of \mathcal{Z} and α be a \mathcal{Z} -access to a from a \mathcal{Z} -domain Ω . A Riemann map $\phi : \mathbb{D} \rightarrow \Omega$ depends on Ω , not on α . By [25], there is a unique point $b \in \mathbb{S}$ such that $\phi^{-1}(\alpha)$ is an access to b from \mathbb{D} . The Blaschke product $\phi^{-1} \circ P^{m_\alpha} \circ \phi$ has a multiplier $\lambda_\alpha^* \in \mathbb{R}_{>1}$ at b called the *conjugate multiplier* (of α). Necessarily, $\lambda_\alpha^* > 1$ as $\lambda_\alpha^* = 1$ means that the \mathcal{Z} -domain Ω_1 with vertex a is an immediate basin of the parabolic point a , which is impossible.

Theorem 1.7. *Let $P : U_1 \rightarrow U_0$ be a PL restriction of P ; let \mathcal{Z} be a legal set of cuts. Then*

$$\begin{aligned} \frac{1}{\text{mod}(U_0 \setminus \overline{U}_1)} &\geq \sum_{\alpha \in \mathfrak{A}_{\mathcal{Z}} \cup \mathfrak{B}_{\mathcal{Z}} \cup \mathfrak{C}_{\mathcal{Z}}} \frac{m_\alpha \pi}{\log \lambda_\alpha^*} = \frac{\pi(|\mathcal{Z}| + |\mathfrak{C}_{\mathcal{Z}}|)}{\log D} + \sum_{\alpha \in \mathfrak{B}_{\mathcal{Z}}} \frac{m_\alpha \pi}{\log \lambda_\alpha^*} \geq \\ &\geq \frac{\pi(|\mathcal{Z}| + |\mathfrak{C}_{\mathcal{Z}}|)}{\log D}. \end{aligned}$$

The assumption that the wedges W_Γ contain no critical points in $\Delta_{U_1, \Gamma}$ is satisfied if, e.g., the filled Julia set of the PL map $P : U_1 \rightarrow U_0$ is connected and disjoint from all W_Γ . The right hand side of the inequality is independent of the PL degree d of $P : U_1 \rightarrow U_0$. The case $d = 1$ is *not* excluded, rather it is closely related with a special case of Theorem 3 from [25] (see below).

To illustrate how these theorems work, we give two applications: the first is dynamical and valid for any degree D , the second deals with 1-dimensional parameter slices of the space of cubic polynomials.

1.3. Further discussion. To relate Theorem 1.7 to known results we use our machinery and specialize Theorem 3 of [25] in the polynomial case. For a PL map $g : U_1 \rightarrow U_0$ of degree one with repelling fixed point $a \in U_1$ of combinatorial rotation number 0 take the cuts formed by *all* external rays landing at a associated to minimal by inclusion wedges; with sets of accesses \mathfrak{B}_a and \mathfrak{A}_a (see Definition 1.6) this defines a legal set of cuts \mathcal{Z}_a .

Theorem 1.8 ([25, Theorem 3]). *Let a be a repelling fixed point of a polynomial g of combinatorial rotation number 0. Then*

$$\frac{2}{\log |g'(a)|} \geq \frac{2 \log |g'(a)|}{|\log g'(a)|^2} \geq \sum_{\alpha \in \mathfrak{A}_a \cup \mathfrak{B}_a} \frac{1}{\log \lambda_\alpha^*} = \frac{|\mathfrak{A}_a|}{\log D} + \sum_{\alpha \in \mathfrak{B}_a} \frac{1}{\log \lambda_\alpha^*}.$$

Let $g : U_1 \rightarrow U_0$ be a degree one PL restriction of a polynomial g with $a \in U_1$. A straightforward computation shows that $2\pi \text{mod}(U_0 \setminus \overline{U}_1) \leq \log |g'(a)|$; equality is attained if U_1 is represented by a round disk in the linearizing coordinate for f near a . Substituting this expression into Theorem 1.8, removing intermediate terms, and using the fact that $|\mathfrak{A}_a| = |\mathcal{Z}_a|$ and $m_\alpha = 1$ for any access $\alpha \in \mathfrak{B}_a$, we obtain the inequality

$$\frac{1}{\pi \text{mod}(U_0 \setminus \overline{U}_1)} \geq \frac{|\mathcal{Z}_a|}{\log D} + \sum_{\alpha \in \mathfrak{B}_a} \frac{1}{\log \lambda_\alpha^*}$$

which is precisely the case $d = 1$ of Theorem 1.7 for rotation number 0.

Theorem 3 of [25] was later generalized by Levin [17] and is now a part of the more general Pommerenke–Levin–Yoccoz (PLY) inequality [13,

24]. All versions of the PLY inequality deal with a single fixed (or periodic) point a of P . The generalization of Theorem 1.8 by Levin [17] has two improvements. Firstly, the Riemann maps ϕ are replaced with \varkappa -quasiconformal maps. Then, in the right hand side of the inequality, the term $(\log \lambda_\alpha^*)^{-1}$ is replaced with $(\varkappa \log \lambda_\alpha^*)^{-1}$. Secondly, the left hand side can be replaced with $2\beta/(\log |f'(a)|)$. Here $\beta \in [0, 1]$ is the asymptotic density of $\bigcup_{\alpha \in \mathfrak{A} \cup \mathfrak{B}} \Omega_\alpha$ near a with respect to the metric $|dz|/|z - a|$, and Ω_α is the Fatou component containing α . Similar improvements can also be made to Theorem 1.7 with essentially the same methods.

The contribution of Yoccoz [13, 24] deals with nonzero rotation numbers. Though the $d = 1$ case of Theorem 1.7 includes the possibility of a nonzero rotation number, it is essentially reduced (via the summation trick, see Section 2.1) to the non-rotational case and, as a consequence, is weaker than the full PLY inequality. Note that, for higher degrees, Theorem 1.7 describes the influence of several different cycles, which is not the case for the PLY inequality. Another interesting analog of the PLY inequality is obtained in [8], however, it is not compatible with PL behavior.

1.4. Bounded geometry implies bounded combinatorics. Theorem 1.9 is a dynamical application of Theorem 1.7.

Theorem 1.9. *Let P be a degree D polynomial with connected K_P . If for a PL restriction $P : U_1 \rightarrow U_0$ of modulus $\text{mod}(U_0 \setminus \overline{U}_1) \geq \mu$ and filled PL Julia set K^* there exists a cycle of cuts \mathcal{Z} of minimal period s attached to K^* , then $s \leq \frac{\log D}{\mu\pi}$. In particular, there are only finitely many possible pairs of arguments of external rays that form \mathcal{Z} .*

Proof. By Lemma 3.2, the collection \mathcal{Z} is legal. By Theorem 1.4, we have $\mu \leq \text{mod}(U_0 \setminus \overline{U}_1) \leq (s\pi)^{-1} \log D$. It follows that $s \leq \frac{\log D}{\mu\pi}$. \square

1.5. Slices of cubic polynomials. Consider the space of complex cubic polynomials with fixed point 0. By a linear conjugacy (that is, a map $z \mapsto \varkappa z$ with $\varkappa \in \mathbb{C} \setminus \{0\}$), any such polynomial can be reduced to the form

$$f_{\lambda,b}(z) = \lambda z + bz^2 + z^3.$$

Let \mathcal{F} be the space of all such polynomials, and \mathcal{F}_λ be the space of $f_{\lambda,b}$ with fixed λ . Then \mathcal{F}_λ is isomorphic to \mathbb{C} , and $b \in \mathbb{C}$ is a natural complex coordinate on \mathcal{F}_λ . The maps $f_{\lambda,\pm b}$ are linearly conjugate by the map $z \mapsto -z$ while no other polynomials from \mathcal{F}_λ are linearly conjugate. Thus, if maps from \mathcal{F}_λ are regarded up to linear conjugacies (preserving 0), then the corresponding parameter space is the quotient of \mathbb{C} with coordinate b under the involution $b \mapsto -b$. The *principal hyperbolic component* \mathcal{P}° of \mathcal{F} is the set of $f_{\lambda,b}$ with $|\lambda| < 1$ such that both critical points of $f_{\lambda,b}$ are in the Fatou component of 0. It is similar to the interior of the (filled) main cardioid in

the (quadratic) Mandelbrot set. On the other hand, the closure \mathcal{P} of \mathcal{P}° has much more interesting and delicate topology than its quadratic analog.

We study \mathcal{P} through its slices $\mathcal{P}_\lambda = \mathcal{P} \cap \mathcal{F}_\lambda$ that are nonempty if and only if $|\lambda| \leq 1$ – an assumption always made in this paper. Let us define a set $\mathcal{CU} \subset \mathcal{F}$ as the set of all $f = f_{\lambda,b}$ with $|\lambda| \leq 1$ such that

- the filled Julia set K_f of f has no repelling periodic cutpoints,
- nonrepelling periodic points of f different from 0 have multiplier 1.

The set \mathcal{CU} is said to be the *main cubioid of \mathcal{F}* [3]. The term is inspired by the analogy with the (filled) main cardioid of the Mandelbrot set.

By the Main Theorem of [6], a bounded complementary component \mathcal{U} of \mathcal{P}_λ is *stable* (see Section 4.4) and for any $f \in \mathcal{U}$, the Julia set J_f of f is connected, has positive measure and carries a measurable f -invariant line field. One critical point of f is in the immediate (attracting or parabolic) basin of 0 or in the Julia set while the other one is always in the Julia set. Such stable components are called *queer* (see Section 4.5). For any compact set $E \subset \mathbb{C}$ define its *topological hull* $\text{Th}(E)$ as the complement of the unique unbounded component of $\mathbb{C} \setminus E$; conjecturally, there are no queer components, and so $\text{Th}(\mathcal{P}_\lambda) = \mathcal{P}_\lambda$. Setting $\mathcal{CU}_\lambda = \mathcal{F}_\lambda \cap \mathcal{CU}$, we have $\text{Th}(\mathcal{P}_\lambda) \subset \mathcal{CU}_\lambda$ by Theorem B of [3]. Theorem 1.10 verifies a conjecture from [3]; it is the main result of this paper concerning polynomial parameter spaces. By the Main Theorem of [7] (see Theorem 4.14), the set \mathcal{CU}_λ is a full continuum.

Theorem 1.10. *We have $\text{Th}(\mathcal{P}_\lambda) = \mathcal{CU}_\lambda$.*

Theorem 1.12 is a dynamical application of Theorem 1.7; it describes the dynamics of some cubic polynomials. From now on we abbreviate “quadratic-like” to “QL”. If $P \in \mathcal{F}_\lambda$ has a QL restriction whose filled Julia set contains 0, then P is said to be *immediately renormalizable* (at 0). Lemma 1.11 relies upon Theorem 5.11 from [21].

Lemma 1.11 (Lemma 7.2 [7]). *If f is a complex cubic polynomial with a non-repelling fixed point a , and there exists a quadratic-like filled Julia set K^* with $a \in K^*$, then K^* is unique.*

The critical points of P are denoted by $\omega_1 = \omega_1(P)$ and $\omega_2 = \omega_2(P)$; they are numbered so that $\omega_1 \in K^*$ and $\omega_2 \notin K^*$ (one omits P from the notation whenever the choice of P is clear). By Lemma 1.11, this numbering of the critical points is unambiguous. Suppose that $P \in \mathcal{F}_\lambda$, where $|\lambda| \leq 1$, and that K_P is connected. If $P \notin \text{Th}(\mathcal{P}_\lambda)$, then P is immediately renormalizable at 0 by [4, Theorem C]. Recall that some terminology and notation (e.g., the concept of a (parameter) wake) is introduced in the Appendix.

Theorem 1.12. *Consider $P \in \mathcal{F}_\lambda \setminus \text{Th}(\mathcal{P}_\lambda)$ with $|\lambda| \leq 1$ and connected K_P . Then there is a nondegenerate paralegal cycle of cuts \mathcal{Z} separating K^* from $\omega_2(P)$. If the vertices of \mathcal{Z} are parabolic then they all equal 0.*

Proof. By Theorem 1.10, we have $P \notin \mathcal{CU}_\lambda$. By the Main Theorem of [7] (see Theorem 4.14), the polynomial P belongs to a wake $\mathcal{W}_\lambda(\theta_1, \theta_2)$, and the rays $R_P(\theta_1 + 1/3)$, $R_P(\theta_2 + 2/3)$ land at a repelling or parabolic point a ; in the latter case $a = 0$. These rays and a form a cut whose cycle is the desired \mathcal{Z} . \square

Theorem 1.12 provides a combinatorial framework for renormalization; see [14] for a consistent combinatorial approach.

1.6. Plan of the paper. Section 2 contains the proof of Theorem 1.7. Next, in Section 3, we prove Theorem 1.10. Finally, Section 4 is the Appendix.

2. PROOF OF THEOREM 1.7

Let all assumptions of Theorem 1.7 be satisfied.

Definition 2.1 (Curve families \mathcal{K} and \mathcal{K}_Γ). Let \mathcal{K} be the family of all rectifiable curves in $U_0 \setminus \overline{U}_1$ that wind once. By Theorem 4.5, we have $(\text{mod}(U_0 \setminus \overline{U}_1))^{-1} = \text{EL}(\mathcal{K})$. Fig. 1 shows $U_0 \setminus \overline{U}_1$ as a dark shaded annulus, and a curve γ from \mathcal{K} . For each $\Gamma = R \cup L \cup \{a\} \in \mathcal{Z}$, let \mathcal{K}_Γ denote the set of rectifiable curves in $(U_0 \setminus \overline{U}_1) \cap \Delta_{\Gamma, U_0}$ that connect R with L . One representative $\gamma_\Gamma \in \mathcal{K}_\Gamma$ is shown in Fig. 1.

Lemma 2.2. *The family \mathcal{K} overflows each of the families \mathcal{K}_Γ . Therefore, $\text{EL}(\mathcal{K}) \geq \sum_{\Gamma \in \mathcal{Z}} \text{EL}(\mathcal{K}_\Gamma)$.*

Proof. Take $\gamma \in \mathcal{K}$. Connect ∂U_0 with ∂U_1 in Δ_{Γ, U_0} by an arc β in $U_0 \setminus \overline{U}_1$, except the endpoints. Clearly, β must cross γ — otherwise γ is contractible, since $U_0 \setminus (\overline{U}_1 \cup \beta)$ is simply connected. By small perturbations, arrange that γ and β are smooth and transverse at all intersection points. Let γ_Γ be a component of $\gamma \cap \Delta_{\Gamma, U_0}$ containing a point $b \in \beta$. The endpoints of γ_Γ are in $R \cup L$. If both endpoints are in R or both in L , then the intersection index of γ_Γ and β in W_Γ is even. On the other hand, the intersection index of γ and β is 1. Therefore, there exists a γ_Γ as above with one endpoint in R and the other endpoint in L . \square

Thus, we need to estimate the extremal lengths of \mathcal{K}_Γ for all $\Gamma \in \mathcal{Z}$.

2.1. Summation trick. Suppose that $V_0 \subset U_0$ and $V_1 = V_0 \cap U_1$ are open sets such that $P : V_1 \rightarrow V_0$ is a conformal isomorphism, and V_0 has components V^0, \dots, V^{m-1} , $m < \infty$, each containing a unique component of V_1 . Suppose that $P(V^i \cap U_1) = V^{i+1} \pmod{m}$. Set \mathcal{K}_i to be the set of rectifiable

curves γ in $U_0 \setminus \overline{U}_1$ with the following properties. Firstly, γ connects two boundary points of V^i and is otherwise contained in V^i . Secondly, γ separates $V^i \cap U_1$ from ∂U_0 in \overline{V}^i . The summation trick shown below allows to estimate the sum $\sum_{i=0}^{m-1} \text{EL}(\mathcal{K}_i)$.

From now on, for any positive integer n , define U_n inductively as the full preimage of U_{n-1} under the PL map $P : U_1 \rightarrow U_0$. Define A_i as $U_i \setminus \overline{U}_{i+1}$. The set A_0 is an annulus by definition of a PL map. However, sets A_i may have more complicated topology if the Julia set of this PL map is disconnected. Let \mathcal{K}_i^* be the pullback of \mathcal{K}_i under the homeomorphism $P^i : A_i \cap \overline{V}^0 \rightarrow A_0 \cap \overline{V}^i$. Set $\mathcal{K}^* = \bigcup \mathcal{K}_i^*$. We need Lemma 2.3 in which we use the conventions $1/0 = \infty$, $1/\infty = 0$, and $\infty + t = \infty$ for any $t \in \mathbb{R}_{\geq 0}$.

Lemma 2.3. *Let ℓ be a given nonnegative real number. Suppose that ℓ_i , where $i = 0, \dots, m-1$, are nonnegative numbers. Then $\sum \ell_i \geq m^2 \ell$ provided $\ell = 0$ or $\sum \ell_i^{-1} = \ell^{-1}$.*

Proof. Assume that $\ell > 0$ (the case $\ell = 0$ is obvious). Setting $x_i^2 = \ell_i^{-1}$ for $0 \leq i \leq m-1$, the desired inequality can be restated as $(x_1^2 + \dots + x_m^2)(x_1^{-2} + \dots + x_m^{-2}) \geq m^2$, which is the Cauchy–Schwarz inequality. Alternatively, the lemma reduces to a classical inequality between the arithmetic mean and the harmonic mean. \square

Proposition 2.4. *We have $\sum_{i=0}^{m-1} \text{EL}(\mathcal{K}_i) \geq m^2 \text{EL}(\mathcal{K}^*)$*

Proof. Since P^i is a conformal univalent map on $A_i \cap V^0$, then $\text{EL}(\mathcal{K}_i^*) = \text{EL}(\mathcal{K}_i)$. The families \mathcal{K}_i^* are disjoint. Hence, the Parallel Law (Theorem 4.6) applies to $\mathcal{K}^* = \bigcup \mathcal{K}_i^*$. Set $\ell = \text{EL}(\mathcal{K}^*)$ and $\ell_i = \text{EL}(\mathcal{K}_i^*)$. By the Parallel Law, $\sum \ell_i^{-1} = \ell^{-1}$, and the claim follows from Lemma 2.3. \square

2.2. Fatou accesses. Consider a periodic access α of period m_α from a Fatou domain Ω to a periodic point $a \in J_P$. Let $O(a)$ be a small disk neighborhood of a . Then $f = P^{m_\alpha}|_{O(a)}$ is univalent. Identify two points of $\Omega \cap (O(a) \setminus \{a\})$ if they belong to the same f -orbit. Let p_α be the quotient map. The component of the quotient space containing $p_\alpha(\alpha)$ is an annulus denoted by \mathbb{A}_α . Write λ_α^* for the conjugate multiplier of α .

Lemma 2.5 (Proposition 4.3 of [24]). *The modulus of the annulus \mathbb{A}_α is $\pi / \log \lambda_\alpha^*$. In particular, $\text{mod}(\mathbb{A}_\alpha) = \pi / (m_\alpha \log D)$ if α is in $\mathbb{C} \setminus K_P$.*

If a is the vertex of $\Gamma \in \mathcal{Z}$, and a periodic access α to a is in a \mathcal{Z} -wedge W_Γ , then $\alpha \subset \Omega$ where $\Omega \subset W_\Gamma$ is a bounded \mathcal{Z} -domain (and α is determined by Ω) or $\Omega = \mathbb{C} \setminus K_P$ (and there may be many different accesses to a from $\Omega \cap W_\Gamma$). Let \mathcal{K}_α be the collection of rectifiable curves γ in $U_0 \setminus \overline{U}_1$ that (1) connect two boundary points of Ω and otherwise lie in Ω , and (2) separate α from $\partial U_0 \cap \Omega$ in Ω .

Lemma 2.6. *The collection \mathcal{K}_α is nonempty, that is, Ω cannot lie entirely in U_0 . Moreover, \mathcal{K} overflows \mathcal{K}_α .*

Proof. If $\Omega \subset U_0$, then ∂U_{m_α} is disjoint from Ω as otherwise $\Omega \cap \partial U_0 \neq \emptyset$; hence $\Omega \subset U_{m_\alpha}$. Repeating this, we see that $\Omega \subset K^*$, a contradiction. The last claim of the lemma is immediate (cf. Lemma 2.2). \square

Finally, we use the summation trick of Section 2.1 to estimate the total contribution of all $\mathcal{K}_{P^i(\alpha)}$.

Lemma 2.7. *For α as above $\sum_{i=0}^{m_\alpha-1} \text{EL}(\mathcal{K}_{P^i(\alpha)}) \geq \frac{m_\alpha^2 \pi}{\log \lambda_\alpha^*} = \sum_{i=0}^{m_\alpha-1} \frac{m_\alpha \pi}{\log \lambda_{P^i(\alpha)}^*}$.*

Note: it is not claimed that $\text{EL}(\mathcal{K}_{P^i(\alpha)}) \geq \frac{m_\alpha \pi}{\log \lambda_{P^i(\alpha)}^*}$. However, this estimate holds true after averaging over the cycle of α .

Proof. Apply the summation trick to V_1 defined as the union of components of $U_1 \cap \bigcup_{i=0}^{m_\alpha-1} P^i(\Omega)$ attached to \mathcal{Z} -vertices and $V_0 = P(V_1)$. Note that V_0 has m_α components even though $P^i(\Omega)$ are the same if Ω is the basin of infinity. By Proposition 2.4

$$\sum_{i=0}^{m_\alpha-1} \text{EL}(\mathcal{K}_{P^i(\alpha)}) \geq m_\alpha^2 \text{EL}(\mathcal{K}^*)$$

As p_α is injective on A_m and $p_\alpha(\mathcal{K}^*) \subset \mathcal{K}(\mathbb{A}_\alpha)$ (where $\mathcal{K}(\mathbb{A}_\alpha)$ is as in Definition 4.4), then $\text{EL}(\mathcal{K}^*) = \text{EL}(p_\alpha(\mathcal{K}^*)) \geq \text{mod}(\mathbb{A}_\alpha) = \pi / \log \lambda_\alpha^*$. The inequality of the lemma follows. The equality holds because $\lambda_{P^i(\alpha)}^* = \lambda_\alpha^*$. \square

2.3. Side annuli. A periodic access α from $\mathbb{C} \setminus K_P$ to a periodic point $a \in K_P$ corresponds to a unique periodic external ray X_α of P with $P^{m_\alpha}(X_\alpha) = X_\alpha$ (conversely, given an external ray Y landing at $y \in J_P$ denote by α_Y the corresponding access). The set $\mathbb{A}_\alpha \setminus p_\alpha(X_\alpha)$ consists of two *side annuli* \mathbb{A}_α^+ and \mathbb{A}_α^- (i.e., X_α divides $\mathbb{C} \setminus K_P$ locally near a into two sectors projecting to \mathbb{A}_α^\pm by p_α). Choose the labeling so that \mathbb{A}_α^+ corresponds to the positive (counterclockwise) side of X_α . The image of X_α in \mathbb{A}_α is the unique simple closed Poincaré geodesic (cf. the proof of Theorem I.A in [13]). It divides \mathbb{A}_α into two annuli of modulus $\text{mod}(\mathbb{A}_\alpha)/2$, by Lemma 2.8.

Lemma 2.8. *Let A be a topological annulus, and let $\gamma \subset A$ be the unique simple closed geodesic in A . Then $A \setminus \gamma$ consists of two annuli, each of modulus $\text{mod}(A)/2$.*

Lemma 2.8 is well-known; since A is isomorphic to the flat cylinder $\{| \operatorname{Im}(z) | < h/2\}/\mathbb{Z}$, where $h = \operatorname{mod}(A)$, the statement follows immediately from the reflection symmetry of the cylinder (γ is then represented by \mathbb{R}/\mathbb{Z}), cf. Remark 2.41 and Section 2.6.1 of [20].

For a \mathcal{Z} -access α let \mathcal{K}_α^+ (resp., \mathcal{K}_α^-) be the family of rectifiable curves γ in $U_0 \setminus \overline{U}_1$ with $\mathbf{p}_\alpha(\gamma) \in \mathcal{K}(\mathbb{A}_\alpha^+)$ (resp., $\mathbf{p}_\alpha(\gamma) \in \mathcal{K}(\mathbb{A}_\alpha^-)$).

Lemma 2.9. *We have $\sum_{i=0}^{m_\alpha-1} \operatorname{EL}(\mathcal{K}_{P^i(\alpha)}^+) \geq \frac{m_\alpha \pi}{2 \log D}$, and similarly for \mathcal{K}_α^- .*

The proof is similar to that of Lemma 2.7. We use the fact that the families \mathcal{K}_α^\pm identify with certain subfamilies of $\mathcal{K}(\mathbb{A}_\alpha^\pm)$, as well as the summation trick of Section 2.1 for properly chosen $V_0, V_1 \subset \mathbb{C} \setminus K_P$. Observe that since $\lambda_\alpha^* = m_\alpha \log D$, then there is m_α rather than m_α^2 in the numerator.

2.4. Proof of Theorem 1.7. For a cut $\Gamma = R \cup L \cup \{a\} \in \mathcal{Z}$ of period m and its wedge $W = W_\Gamma$, let $\Omega_1, \dots, \Omega_t$ be all bounded W -domains. Write λ_j^* for the corresponding conjugate multipliers ($j = 1, \dots, t$). Let k be the number of external rays in W landing at a ; clearly, $k + 1 \geq t$.

Proposition 2.10. *In the above situation we have*

$$\begin{aligned} \sum_{i=0}^{m-1} \operatorname{EL}(\mathcal{K}_{P^i(\Gamma)}) &\geq \frac{m(k+1)\pi}{\log D} + m \sum_{j=1}^t \frac{m\pi}{\log \lambda_j^*} = \\ &= \frac{m(k+1)\pi}{\log D} + \sum_{i=0}^{m-1} \sum_{j=1}^t \frac{m\pi}{\log \lambda_j^*}. \end{aligned}$$

It follows that the average (over time) contribution of each Ω_j is at least $m\pi/\log \lambda_j^*$. If a is not accessible from any bounded Fatou component in W , then the second term in the right hand side is zero.

Proof. For every $j = 1, \dots, t$, there is a single access α_j from Ω_j to a . Also, let $\gamma_1, \dots, \gamma_k$ be the accesses to a from $W \setminus K(P)$ corresponding to the external rays in W landing at a . Recall that α_R and α_L are accesses represented by R and L , respectively. For every $i = 0, \dots, m-1$, we have

$$\operatorname{EL}(\mathcal{K}_{P^i(\Gamma)}) \geq \sum_{j=1}^t \operatorname{EL}(\mathcal{K}_{P^i(\alpha_j)}) + \sum_{l=1}^k \operatorname{EL}(\mathcal{K}_{P^i(\gamma_l)}) + \operatorname{EL}(\mathcal{K}_{P^i(\alpha_R)}^-) + \operatorname{EL}(\mathcal{K}_{P^i(\alpha_L)}^+)$$

since $\mathcal{K}_{P^i(\Gamma)}$ overflows each of the disjoint families $\mathcal{K}_{P^i(\alpha_j)}$, $\mathcal{K}_{P^i(\gamma_l)}$, $\mathcal{K}_{P^i(\alpha_R)}^-$, and $\mathcal{K}_{P^i(\alpha_L)}^+$. (According to our orientation conventions, $\mathcal{K}_{\alpha_R}^-$ and $\mathcal{K}_{\alpha_L}^+$ both lie in W .) Taking the sum of both parts as i runs from 0 to $m-1$ and applying Lemmas 2.7 and 2.9 we obtain the desired inequality. \square

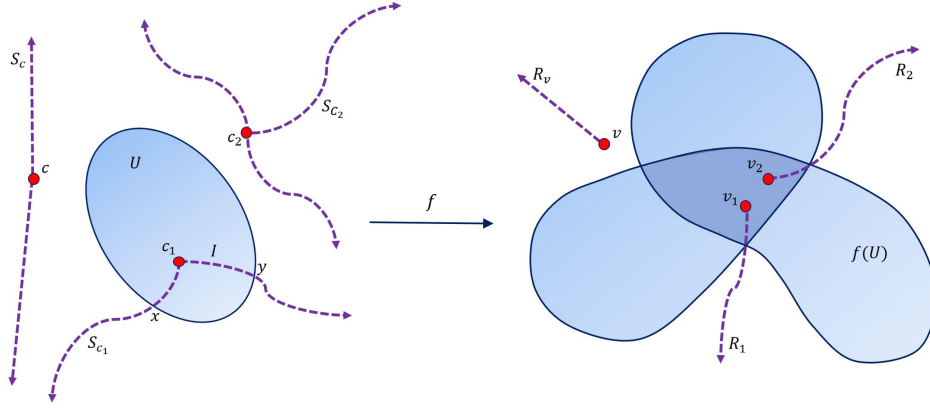


FIGURE 2. An illustration to Lemma 3.1. Right: the set $f(U)$, two rays R_1, R_2 originating at critical values $v_1, v_2 \in f(U)$, and a ray R originating at a critical value $v \notin \overline{f(U)}$. Note: each of the rays R_1, R_2 crosses $f(\partial U)$ only once, not counting multiplicities. Left: the set U , non-compact stars S_{c_1}, S_{c_2}, S_c , and a segment $I \subset S_{c_1}$ with endpoints x and y .

In order to conclude the proof of Theorem 1.7, use Lemma 2.2 and split the right hand side into blocks corresponding to different cycles of cuts. For every cycle of cuts, use Proposition 2.10. Theorem 1.7 follows.

3. APPLICATIONS

We prove Lemma 3.2 that is used in Theorem 1.9, and Theorem 1.10.

3.1. A sufficient condition of being legal. Let $f : \mathbb{C} \rightarrow \mathbb{C}$ be a branched covering, and $U \subset \mathbb{C}$ be an open Jordan disk. A *closed ray* $R \subset \mathbb{C}$ is the image of $\mathbb{R}_{\geq 0} = \{x \mid x \geq 0\}$ under an embedding g such that $g(t) \rightarrow \infty$ as $t \rightarrow \infty$, and an *open ray* is a closed ray with the g -image of 0 removed; in either case the g -image of 0 is called the *endpoint* of R . Finally, the union of finitely many rays that share an endpoint and are otherwise disjoint is called a *non-compact star*, and the common endpoint of the rays forming the star is called the *vertex* thereof.

Lemma 3.1. *Let $f : \mathbb{C} \rightarrow \mathbb{C}$ be a branched covering, and $U \subset \mathbb{C}$ be an open Jordan disk. Suppose that $f(U)$ is a Jordan disk, there are no critical values of f in $f(\partial U)$, and every component V of $f(U) \setminus f(\partial U)$ contains at most $|\partial V \cap \partial f(U)|$ critical values of f . If $f : U \rightarrow f(U)$ is not a homeomorphism, then f has a critical point in U .*

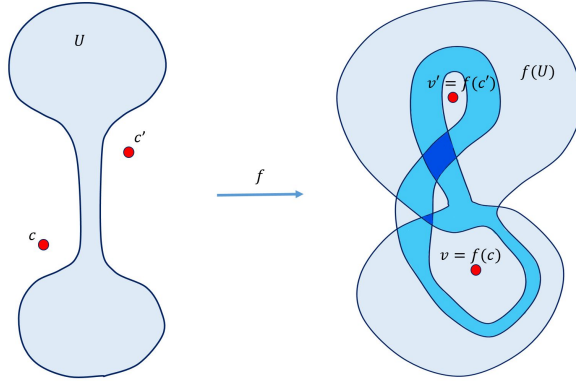


FIGURE 3. An example (due to Michał Misiurewicz) of a branched covering $f : \mathbb{C} \rightarrow \mathbb{C}$ and a topological disk $U \subset \mathbb{C}$ such that $f(U)$ is a disk, but there are no critical points of f in U . Note that an assumption of Lemma 3.1 is violated: namely, the component V of $f(U) \setminus f(\partial U)$ containing the critical value $v = f(c)$ does not touch $\partial f(U)$, and similarly with the component $V' \ni v' = f(c')$. The critical points c, c' lie outside of U .

Note that, as there are no critical values in $f(\partial U)$, there are no critical values in $\partial f(U) \subset f(\partial U)$. Even though the assumption of Lemma 3.1 can be somewhat relaxed, it cannot be dropped altogether, see Fig. 3.

Proof. Connect the critical values of f to infinity with pairwise disjoint closed rays as described below. Let $v_1, \dots, v_k \in f(U)$ be all critical values in $f(U)$. Then, by the assumption, each v_j for $j = 1, \dots, k$ can be connected to infinity with a closed ray $R_{v_j} = R_j$ so that

- (1) sets $R_j \cap \overline{f(U)}$ are simple arcs avoiding $f(\partial U) \cap f(U)$,
- (2) sets R_j are pairwise disjoint, and
- (3) rays R_j contain no critical values other than their endpoints v_j .

Then connect each other critical value $v \notin f(U)$ to infinity with a ray R_v so that R_v is disjoint from $f(U)$ and all the rays are pairwise disjoint. This is possible because $f(U)$ is a disk.

For every critical point c of f , let S_c be the pullback of $R_{f(c)}$ containing c . Clearly, S_c is a non-compact star, and $S_c \cap S_{c'}$ for $c \neq c'$. The stars S_c partition \mathbb{C} into open pieces each of which maps onto its image homeomorphically. Since $f : U \rightarrow f(U)$ is not a homeomorphism, U must cross some S_c . Thus there is a closed arc $I \subset S_c$ with endpoints x, y such that $x, y \in \partial U$ and $I \setminus \{x, y\} = I^\circ \subset U$. This implies that $f(I^\circ) \subset f(U)$ and, by construction, $f(I^\circ) \subset R_j$ for some $j = 1, \dots, k$. Since $R_j \cap \partial f(U)$ is only one point, we must have $f(x) = f(y)$. Therefore, $c \in I^\circ$ as claimed. \square

Say that U_0 is Γ -adapted if ∂U_0 is smooth and transversal to the cut Γ so that $\Gamma \cap \partial U_0$ is finite. One can arrange that U_0 is Γ -adapted by a small perturbation.

Lemma 3.2. *For every cut $\Gamma = R \cup L \cup \{a\}$ attached to K^* and such that $P'(a) \neq 0$, the restriction of P to the core component Δ_{Γ, U_1} is univalent. Thus, an invariant set of cuts is paralegal if all its cuts are attached to K^* .*

Proof. By a small perturbation, we may assume that U_0 is $P(\Gamma)$ -adapted. Set $\Delta_1 = \Delta_{\Gamma, U_1}$ and $\Delta_0 = \Delta_{P(\Gamma), U_0}$. Components of $P(\Gamma) \cap U_0$ are homeomorphic to the interval $(0, 1)$; call them *pseudo-chords* of U_0 . Define *pseudo-gaps* of U_0 as the complementary components of U_0 to the union of pseudo-chords.

The image $P(\Delta_1)$ may be bigger than Δ_0 but it is a union of pseudo-chords and pseudo-gaps of U_0 . By the Riemann mapping theorem, U_0 is isomorphic to the open unit disk \mathbb{D} . The corresponding partition of \mathbb{D} can be straightened in the following sense: replace the pullback of every pseudo-chord with a straight chord connecting the same boundary points of \mathbb{D} . The thus obtained chords are clearly disjoint. Now, \mathbb{D} is partitioned into *chords* and *gaps* corresponding to the pseudo-chords and pseudo-gaps of U_0 . Consider the union of chords and gaps of \mathbb{D} corresponding to $P(\Delta_1)$. This set is necessarily convex, hence homeomorphic to \mathbb{D} . We conclude that $P(\Delta_1)$ is also a Jordan disk.

Suppose that there is a critical point c of P in Δ_1 . Connect $P(c)$ with $P(a)$ by an arc β disjoint from $P(\Gamma)$ except for the endpoint $P(a)$. There are several (> 1) pullbacks of $\beta \setminus \{P(c)\}$ with endpoint c . On the other hand, two different pullbacks of $\beta \setminus \{P(c)\}$ cannot connect c with a — since P is injective near a . Choose a pullback α whose other endpoint b is different from a . By definition, $b \in K^*$. Since β is disjoint from $P(\Gamma)$ except for endpoint $P(a)$, the arc α lies entirely in W_Γ . Therefore, $b \in W_\Gamma$, a contradiction with Γ being attached to K^* . The desired statement now follows from Lemma 3.1 applied to $P : \Delta_1 \rightarrow P(\Delta_1)$. Since every component of $P(\Delta_1) \setminus P(\partial \Delta_1)$ contains arcs of $\partial P(\Delta_1)$ on the boundary, the assumptions of Lemma 3.1 are fulfilled. \square

3.2. Proof of Theorem 1.10. Lemma 3.3 below is based on Theorem 1.9.

Lemma 3.3. *Let $P : U_1 \rightarrow U_0$ be a PL map with no critical points in ∂U_1 . Set $\text{mod}(U_0 \setminus \overline{U_1}) = \mu$. If $P_n \rightarrow P$ is a sequence of polynomials and $U_1^n \ni 0$ is a P_n -pullback of U_0 for any n , then $P_n : U_1^n \rightarrow U_0$ is PL for large n , and any cycle of periodic cuts attached to K_n^* has period at most $\frac{\log D}{\mu\pi}$.*

Proof. Since $P_n \rightarrow P$, then for any $\varepsilon > 0$ there is $N = N_\varepsilon$ such that if $n > N$ then $P_n : U_1^n \rightarrow U_0$ is PL and an annulus A of modulus $\text{mod}(A) > \mu - \varepsilon$

is essentially embedded into $U_0 \setminus \overline{U_1^n}$ so that $\text{mod}(U_0 \setminus \overline{U_1^n}) \geq \mu - \varepsilon > 0$. By Theorem 1.9, we have $m \leq \frac{\log D}{(\mu - \varepsilon)\pi}$ for a period m cycle of cuts attached to $K^*(P_n)$, $n > N$. Choosing ε , we guarantee that $\frac{\log D}{(\mu - \varepsilon)\pi}$ is less than the integer part of $\frac{\log D}{\mu\pi}$ plus $\frac{1}{2}$ which implies the desired. \square

To prove Theorem 1.10, it suffices to show that any $P \in \mathcal{C}_\lambda \setminus \text{Th}(\mathcal{P}_\lambda)$ is outside of \mathcal{CU}_λ . Such P is immediately renormalizable by Theorem 4.13 from the Appendix. The corresponding filled Julia set K^* is connected. The two critical points of P are $\omega_1(P) \in K^*$ and $\omega_2(P) \notin K^*$. There are two cases to consider: either the critical point $\omega_2 = \omega_2(P)$ is active or it is passive. The former case is considered in the following proposition.

Proposition 3.4. *Take $P \in \mathcal{C}_\lambda \setminus \text{Th}(\mathcal{P}_\lambda)$. If $\omega_2(P)$ is active and P is not the root point of a wake of \mathcal{C}_λ , then $P \notin \mathcal{CU}_\lambda$.*

The proof of Proposition 3.4 is based on Lemma 3.5, which implements a standard normal family argument. A similar claim for Misiurewicz rather than critically periodic parameters is given in Proposition 2.1 of [22].

Lemma 3.5. *Under assumptions of Proposition 3.4, there is a sequence $P_n \in \mathcal{C}_\lambda \setminus \text{Th}(\mathcal{P}_\lambda)$ converging to P and such that $\omega_2(P_n)$ is P_n -periodic.*

Proof. If \mathcal{U} is a Jordan disk neighborhood of P in \mathcal{F}_λ disjoint from $\text{Th}(\mathcal{P}_\lambda)$, then $\omega_2(P)$ is well defined for all $P \in \mathcal{U}$ and depends holomorphically on P . Note that $\omega_1(P)$ is never mapped to $\omega_2(P)$. By way of contradiction, assume that $\omega_2(P)$ is not periodic for all $P \in \mathcal{U}$. Then the backward orbit of $\omega_2(P)$ moves holomorphically with $P \in \mathcal{U}$. Choose three distinct elements $a(P)$, $b(P)$, $c(P)$ from this backward orbit. Since the functions $P \mapsto P^n(\omega_2(P))$ do not form a normal family on \mathcal{U} , they cannot avoid the points $a(P)$, $b(P)$, $c(P)$. Thus there is a $P \in \mathcal{U}$ and n such that $P^n(\omega_2(P))$ coincides, say, with $a(P)$, which implies that $\omega_2(P)$ is periodic. \square

Proof of Proposition 3.4. Choose $P_n \rightarrow P$ as in Lemma 3.5. Since $\omega_2(P_n)$ is periodic and by definition of \mathcal{CU} , it follows that $P_n \notin \mathcal{CU}_\lambda$. By Theorem 4.14, the polynomial P_n lies in a wake $\mathcal{W}_\lambda(\theta_1^n, \theta_2^n)$, where $\theta_1^n + 1/3$ and $\theta_2^n + 2/3$ are periodic. Let a_n be the common landing point of the rays $R_{P_n}(\theta_1^n + 1/3)$ and $R_{P_n}(\theta_2^n + 2/3)$. Write Λ_n for the cut formed by these two rays and a_n . If infinitely many of P_n are in the same wake, then P is in this wake too, and hence $P \notin \mathcal{CU}_\lambda$ (the only point of \mathcal{CU}_λ in the closure of $\mathcal{W}_\lambda(\theta_1, \theta_2)$ is the root point of $\mathcal{W}_\lambda(\theta_1, \theta_2)$, and P is not that root point by the assumption). Passing to a subsequence, we may assume that all pairs $\{\theta_1^n, \theta_2^n\}$ are different. Also, we may assume that all a_n are repelling, since there are only finitely many wakes associated with the parabolic vertex 0 (see Theorem 4.14).

Let $P : U_1 \rightarrow U_0$ be a QL restriction of P with connected QL filled Julia set K^* . Replacing U_1 and U_0 with smaller disks if necessary, we may assume that there are no critical points on the boundary of U_1 . Set U_1^n to be the component of $P_n^{-1}(U_0)$ containing 0. Since $P_n \rightarrow P$ and by Lemmas 4.9, 4.11, the map $P_n : U_1^n \rightarrow U_0$ is a QL map if n is large. Moreover, all P_n 's have connected filled Julia sets K_n^* , near which they are hybrid equivalent to $Q_\lambda(z) = \lambda z + z^2$. It now follows from Lemma 3.3 that the cuts Λ_n have bounded periods. This is a contradiction, since there are only finitely many wakes of any given period. (Recall that the period of the wake $\mathcal{W}_\lambda(\theta_1^n, \theta_2^n)$ is defined as the period of the cut Λ_n .) \square

We can now complete the proof of Theorem 1.10.

Proof of Theorem 1.10. By way of contradiction, let $\mathcal{CU}_\lambda \setminus \text{Th}(\mathcal{P}_\lambda) \neq \emptyset$. Since \mathcal{CU}_λ is a full continuum, and $\text{Th}(\mathcal{P}_\lambda)$ is compact, there are uncountably many boundary points of \mathcal{CU}_λ outside of $\text{Th}(\mathcal{P}_\lambda)$. Choose a boundary point P of \mathcal{CU}_λ so that P is not in $\text{Th}(\mathcal{P}_\lambda)$ and not a root point of a wake. Such P exists since there are only countably many wakes, hence they have only countably many root points altogether. The critical point $\omega_2(P)$ is active since $P \in \partial\mathcal{CU}_\lambda$. Theorem 1.10 now follows from Proposition 3.4. \square

4. APPENDIX: BACKGROUND MATERIAL

This section gives an overview of known results used in the paper including classical foundations as well as more recent specific developments.

4.1. Moduli and extremal length. Most of results in Section 4.1 can be found in classical textbooks, e.g., [1].

Let A be a Riemann surface homeomorphic to an annulus. Then, by the Uniformization Theorem, there is a conformal isomorphism between A and a Euclidean cylinder of height μ and circumference 1. In this case, μ is called the *modulus* of A and is denoted by $\text{mod}(A)$. This is a conformal invariant. It is a straightforward computation using the complex logarithm function that the modulus of the round annulus $A = \{z \in \mathbb{C} \mid r_1 < |z| < r_2\}$ is given by $\text{mod}(A) = \log(r_2/r_1)/(2\pi)$.

Definition 4.1 (Extremal length). Let \mathcal{K} be a family of locally rectifiable curves in \mathbb{C} or in a Riemann surface. The *extremal length* of \mathcal{K} is defined as

$$\text{EL}(\mathcal{K}) = \sup_{\rho} \frac{L_{\rho}(\mathcal{K})^2}{\text{area}(\rho)}.$$

Here ρ ranges through all measurable conformal metrics on \mathbb{C} (or on the chosen Riemann surface) of finite positive area $\text{area}(\rho)$, and $L_{\rho}(\mathcal{K})$ is the infimum length of a curve from \mathcal{K} with respect to ρ .

Definition 4.2 (Overflow). For two families of curves \mathcal{K}_1 and \mathcal{K}_2 we say that \mathcal{K}_2 *overflows* \mathcal{K}_1 and write $\mathcal{K}_1 < \mathcal{K}_2$ if every curve from \mathcal{K}_2 is an extension of a curve from \mathcal{K}_1 .

Informally, $\mathcal{K}_1 < \mathcal{K}_2$ means that \mathcal{K}_2 has *fewer* curves that are *longer*. Note that $\mathcal{K}_2 \subset \mathcal{K}_1$ implies $\mathcal{K}_1 < \mathcal{K}_2$ (“reversion of the inequality”!). The next proposition follows immediately from definition.

Proposition 4.3. *If $\mathcal{K}_1 < \mathcal{K}_2$, then $\text{EL}(\mathcal{K}_1) \leq \text{EL}(\mathcal{K}_2)$.*

Definition 4.4. For an open annulus $A \subset \mathbb{C}$ let $\mathcal{K}(A)$ be the family of all rectifiable curves in A connecting the boundary components of A , and let $\mathcal{K}_o(A)$ be the family of all closed rectifiable curves that wind once in A .

For the following classical result see, e.g., [1].

Theorem 4.5. *We have $\text{mod}(A) = \text{EL}(\mathcal{K}(A)) = \frac{1}{\text{EL}(\mathcal{K}_o(A))}$.*

Now recall the parallel and series laws for extremal lengths, cf. the Appendix in [15]. Two families of curves $\mathcal{K}_1, \mathcal{K}_2$ are *disjoint* if any curve from \mathcal{K}_1 is disjoint from any curve from \mathcal{K}_2 .

Theorem 4.6 (Parallel Law). *Suppose that $\mathcal{K}_1, \dots, \mathcal{K}_m$ are pairwise disjoint families of rectifiable curves in \mathbb{C} . Then*

$$\frac{1}{\text{EL}(\mathcal{K}_1 \cup \dots \cup \mathcal{K}_m)} = \sum_{i=1}^m \frac{1}{\text{EL}(\mathcal{K}_i)}.$$

Theorem 4.7 (Series Law). *Suppose that $\mathcal{K}_1, \dots, \mathcal{K}_m$ are pairwise disjoint families of rectifiable curves in \mathbb{C} . If a family \mathcal{K} of rectifiable curves overflows each of the families $\mathcal{K}_1, \dots, \mathcal{K}_m$, then*

$$\text{EL}(\mathcal{K}) \geq \sum_{i=1}^m \text{EL}(\mathcal{K}_i).$$

The Series Law is essentially equivalent to the *Grötzsch inequality* on the moduli of annuli. An annulus A_2 is *essentially embedded* into an annulus A_1 if $A_2 \subset A_1$, and the identical embedding of A_2 into A_1 induces an isomorphism of fundamental groups.

Lemma 4.8 (Grötzsch inequality). *If A_1, \dots, A_n are pairwise disjoint annuli essentially embedded into an annulus A , then*

$$\text{mod}(A) \geq \text{mod}(A_1) + \dots + \text{mod}(A_n).$$

4.2. External rays. Let P be a degree $D > 1$ complex polynomial. The *filled Julia set* K_P is the set $\{z \in \mathbb{C} \mid P^n(z) \not\rightarrow \infty\}$. This is a nonempty compact set; the *Julia set* J_P is its boundary ∂K_P . A classical theorem of Böttcher states that P is conjugate to $z \mapsto z^D$ near infinity. If K_P is connected, then the conjugacy extends to a conformal isomorphism between $\overline{\mathbb{C}} \setminus K_P$ and the open unit disk $\mathbb{D} = \{z \in \mathbb{C} \mid |z| < 1\}$. Without loss of generality we may assume that P is *monic*, i.e., the highest term of P is z^D . Then there is a conformal isomorphism $\psi_P : \mathbb{D} \rightarrow \overline{\mathbb{C}} \setminus K_P$ conjugating $z \mapsto z^D$ with P and normalized so that $\psi_P(0) = \infty$ and $\psi'_P(0) > 0$. The inverse map $\phi_P = \psi_P^{-1}$ is called the *Böttcher coordinate*. An *external ray* $R_P(\theta)$ of *argument* $\theta \in \mathbb{R}/\mathbb{Z}$ is the ψ_P -image of $\{e^{2\pi i \rho} \mid \rho \in (0, 1)\}$; clearly, $P(R_P(\theta)) = R_P(D\theta)$.

A ray $R_P(\theta)$ *lands* at $a \in K_P$ if $a = \lim_{\rho \rightarrow 1^-} \psi_P(e^{2\pi i \rho})$ is the only accumulation point of $R_P(\theta)$ in \mathbb{C} . By the Douady–Hubbard–Sullivan landing theorem, if θ is rational, then $R_P(\theta)$ lands at a (pre)periodic point that is eventually mapped to a repelling or parabolic periodic point. A periodic point a with $P^m(a) = a$ is *repelling* if $|(P^m)'(a)| > 1$ and *parabolic* if $(P^m)'(a)$ is a root of unity. Conversely, any point that eventually maps to a repelling or parabolic periodic point is the landing point of at least one and at most finitely many external rays with rational arguments.

4.3. Polynomial-like maps. Let U and V be Jordan disks such that $U \Subset V$ (i.e., $\overline{U} \subset V$). The following classical definition is due to Douady and Hubbard [10]. A proper holomorphic map $f : U \rightarrow V$ is said to be *polynomial-like* (PL); if the degree of f is two it is called *quadratic-like* (QL). The *filled Julia set* $K(f)$ of f is defined as the set of points in U , whose forward f -orbits stay in U . Similarly to polynomials, the set $K(f)$ is connected if and only if all critical points of f are in $K(f)$.

Let $f_1 : U_1 \rightarrow V_1$ and $f_2 : U_2 \rightarrow V_2$ be two PL maps. Consider Jordan neighborhoods W_1 of $K(f_1)$ and W_2 of $K(f_2)$. A quasiconformal¹ homeomorphism $\phi : W_1 \rightarrow W_2$ is called a *hybrid equivalence* between f_1 and f_2 if $f_2 \circ \phi = \phi \circ f_1$ whenever both parts are defined, and $\bar{\partial}\phi = 0$ on $K(f_1)$. By the Straightening Theorem of [10], a PL map $f : U \rightarrow V$ is hybrid equivalent to a polynomial of the same degree restricted on a Jordan neighborhood of its filled Julia set. (Abusing the language, we will simply say “hybrid equivalent to a polynomial”).

Lemma 4.9 easily follows from [10], [11] and Lemma 1.11.

Lemma 4.9. *If $P \in \mathcal{F}_\lambda$, $|\lambda| \leq 1$ has a QL restriction $P : U^* \rightarrow V^*$ with $0 \in U^*$, then the corresponding filled QL Julia set K^* is connected and*

¹i.e., such that $\exists C > 0$ with the property $C^{-1}\text{mod}(A) \leq \text{mod}(\phi(A)) \leq C\text{mod}(A)$ for any annulus $A \subset W_1$.

unique; also, P and the map $Q_\lambda(z) = \lambda z + z^2$ are hybrid equivalent near their (QL) filled Julia sets.

4.4. Stability. We need the following topological lemma.

Lemma 4.10. *Let P be a polynomial and $P : U_1 \rightarrow U_0$ be a PL map of degree d . Assume that there are no critical points in ∂U_1 . Suppose that a sequence of PL maps $P_n : U_1^n \rightarrow U_0$ with $U_1^n \cap U_1 \neq \emptyset$ converges to P as $n \rightarrow \infty$. Then U_1^n are P_n -pullbacks of U_0 and the degree of $P_n|_{U_1^n}$ is d for all sufficiently large n .*

Proof. Since $P_n : U_1^n \rightarrow U_0$ is a PL map, then U_1^n is a P_n -pullback of U_0 . Since ∂U_1 contains no critical points of P , there is a unique P_n -pullback U_1^n of U_0 non-disjoint from U_1 , and all other P_n -pullbacks of U_0 are positively distant from U_1^n . The rest of the lemma follows. \square

The next lemma is more specific for our setup.

Lemma 4.11. *Let P be a polynomial, $P : U_1 \rightarrow U_0$ be a PL map of degree d with connected filled PL Julia set K^* and no critical points in ∂U_1 . Suppose that $P_n \rightarrow P$ is a sequence of polynomials such that for some Jordan disks $U_1^n \subseteq U_0$ non-disjoint from U_1 the maps $P_n : U_1^n \rightarrow U_0$ are PL with connected PL Julia sets. Then the PL maps $P_n : U_1^n \rightarrow U_0$ are of degree d for large n , and their filled PL Julia sets K_n^* converge into K^* .*

Proof. Follows from Lemma 4.10, continuity and the definitions. \square

Recall now a stability result about (pre)periodic points.

Lemma 4.12 ([11], cf. Lemma B.1 [12]). *Let g be a polynomial of degree > 1 , and z be a repelling periodic point of g . If an external ray $R_g(\theta)$ with rational argument θ lands at z , then, for every polynomial \tilde{g} sufficiently close to g , the ray $R_{\tilde{g}}(\theta)$ lands at a repelling periodic point \tilde{z} of \tilde{g} close to z . Also, \tilde{z} depends holomorphically on \tilde{g} and has the same period as z .*

Let $A \subset \overline{\mathbb{C}}$ be any subset and Υ be a metric space with a marked base point τ_0 . A map $(\tau, z) \mapsto \iota_\tau(z)$ from $\Upsilon \times A$ to $\overline{\mathbb{C}}$ is an *equicontinuous motion* (of A over Υ) if $\iota_{\tau_0} = id_A$, the family of maps $\tau \mapsto \iota_\tau(z)$ parameterized by $z \in A$ is equicontinuous, and ι_τ is injective for every $\tau \in \Upsilon$. An equicontinuous motion is *holomorphic* if Υ is a Riemann surface, and each function $\tau \mapsto \iota_\tau(z)$, where $z \in A$, is holomorphic. By the λ -lemma of [23], to define a holomorphic motion, it is enough to require that every map ι_τ is injective, and $\iota_\tau(z)$ depends holomorphically on τ , for every fixed z . Then the family of maps ι_τ is automatically equicontinuous. Suppose now that $F_\tau : \overline{\mathbb{C}} \rightarrow \overline{\mathbb{C}}$ is a family of rational maps such that $F_{\tau_0}(A) \subset A$. An equicontinuous motion $(\tau, z) \mapsto \iota_\tau(z)$ is *equivariant* with respect to the family F_τ if $\iota_\tau(F_{\tau_0}(z)) = F_\tau(\iota_\tau(z))$ for all $z \in A$. An F_{τ_0} -invariant set A

is called *stable* if A admits an equivariant (with respect to the family F_τ) holomorphic motion over some neighborhood of τ_0 in Υ .

4.5. Cubic case. First we state results from [4] related to Subsection 4.4; set $\Upsilon = \mathcal{F}_\lambda$ (see Subsection 1.5) and $F_P = P$ for $P \in \Upsilon$.

Theorem 4.13 (Summary of some results of [4]). *Any $P \in \mathcal{F}_\lambda \setminus \text{Th}(\mathcal{P}_\lambda)$ is immediately renormalizable. Its QL Julia set $J^* = \partial K^*$ admits an equivariant holomorphic motion over $\mathcal{F}_\lambda \setminus \text{Th}(\mathcal{P}_\lambda)$.*

The first statement of this theorem follows from Theorem C, and the second statement follows from Theorem A and Lemma 3.12 of [4].

A map $f \in \mathcal{F}_\lambda$ is *stable* if $J_f = \partial K_f$ is stable. This notion is a special case of J -stability [18, 23]. Following [22], we say that a simple critical point c_f of $f \in \mathcal{F}_\lambda$ is *active* if, for every small neighborhood \mathcal{U} of f in \mathcal{F}_λ , the sequence of the mappings $g \mapsto g^{on}(c_g)$ fails to be normal in \mathcal{U} . Here c_g is the critical point of g close to c_f . If the critical point c_f is not active, then it is *passive*. The map f with simple critical points is stable if and only if both critical points of f are passive [22].

The set of all stable maps in \mathcal{F}_λ is open; its components are called *stable components*. A classification of stable components of \mathcal{F}_λ is given in Section 3 of [27]: a stable component \mathcal{U} can be *hyperbolic-like*, *capture*, or *queer*. If \mathcal{U} is hyperbolic-like, then any $f \in \mathcal{U}$ has an attracting or super-attracting cycle whose immediate basin contains ω_2 . If \mathcal{U} is capture, then $\omega_2(f)$ is eventually mapped to a Fatou component V containing 0 or being an immediate parabolic basin of 0. Finally, if \mathcal{U} is queer, then, for every $f \in \mathcal{U}$, the Julia set J_f has positive measure and carries an f -invariant measurable line field. The critical points of $f \in \mathcal{U}$ can be consistently denoted by $\omega_1(f), \omega_2(f)$ so that $\omega_2(f) \in J_f$, and $\omega_1(f)$ is either in a (super)attracting/parabolic basin associated with 0, or in J_f . Moreover, the orbit of $\omega_1(f)$ accumulates either on 0 or on the boundary of the Siegel disk around 0. Conjecturally, there are no queer components.

4.6. The structure of slices. Let us overview some results of [7]. Write \mathcal{C}_λ for the *connectedness locus* in \mathcal{F}_λ , i.e., the set of all $f \in \mathcal{F}_\lambda$ with K_f connected. If $f \in \mathcal{F}_\lambda$ has disconnected K_f , then the Böttcher coordinate ϕ_f extends to a disk containing $\omega_2^*(f)$. The latter is the so-called *co-critical point* of f , the unique point different from ω_2 and mapping to $f(\omega_2)$. The map $\Phi_\lambda(f) = \phi_f(\omega_2^*(f))$ is a conformal isomorphism between $\mathcal{F}_\lambda \setminus \mathcal{C}_\lambda$ and the complement of the closed unit disk, cf. [9]. Define *parameter rays* $\mathcal{R}_\lambda(\theta)$ as the Φ_λ -preimages of $\{re^{2\pi i\theta} \mid r > 1\}$. There is an explicit [7] set Ω of angle pairs $\theta_1, \theta_2 \in \mathbb{R}/\mathbb{Z}$ such that the parameter rays $\mathcal{R}_\lambda(\theta_1), \mathcal{R}_\lambda(\theta_2)$ land at the same point of \mathcal{P}_λ . It is essential that the set Ω does not depend on λ provided that $|\lambda| \leq 1$. For $\{\theta_1, \theta_2\} \in \Omega$, the domain $\mathcal{W}_\lambda(\theta_1, \theta_2)$

bounded by rays $\mathcal{R}_\lambda(\theta_1)$, $\mathcal{R}_\lambda(\theta_2)$ and their common landing point so that $\mathcal{W}_\lambda(\theta_1, \theta_2) \cap \mathcal{CU}_\lambda = \emptyset$ is called a (*parameter*) *wake*. The common landing point of $\mathcal{R}_\lambda(\theta_1)$ and $\mathcal{R}_\lambda(\theta_2)$ is called the *root point* of $\mathcal{W}_\lambda(\theta_1, \theta_2)$. Observe that the terminology used for cuts in the dynamic plane is different: a component of the complement to a cut is called a *wedge* and the common landing point of the two external rays that form the cut is said to be the *vertex* of that cut. *Limbs* are defined as intersections of \mathcal{C}_λ with parameter wakes. The following theorem summarizes the main results of [7].

Theorem 4.14. *The connectedness locus \mathcal{C}_λ is the disjoint union of \mathcal{CU}_λ and all limbs. The set \mathcal{CU}_λ is a full continuum. For every wake $\mathcal{W}_\lambda(\theta_1, \theta_2)$ and every $f \in \mathcal{W}_\lambda(\theta_1, \theta_2)$, the dynamic rays $R_f(\theta_1 + 1/3)$ and $R_f(\theta_2 + 2/3)$ lie in the same periodic cut attached to $K^*(f)$. The vertex of this cut is either repelling or parabolic; in the latter case it coincides with 0.*

Acknowledgments. The authors are indebted to Michał Misiurewicz who pointed out the example shown in Fig. 3.

REFERENCES

- [1] L. AHLFORS, *Lectures on quasiconformal mappings*, University lecture series **38**, American Mathematical Society, Providence, R.I, 2nd ed.
- [2] A. BLOKH, P. HAÏSSINSKY, L. OVERSTEEGEN, AND V. TIMORIN, *On critical renormalization of complex polynomials*, arXiv:2008.06689 (2021).
- [3] A. BLOKH, L. OVERSTEEGEN, R. PTACEK, AND V. TIMORIN, *The main cuboid*, Nonlinearity, **27** (2014), 1879–1897.
- [4] A. BLOKH, L. OVERSTEEGEN, R. PTACEK, AND V. TIMORIN, *Quadratic-like dynamics of cubic polynomials*, Comm. Math. Phys., **341** (2016), 733–749.
- [5] A. BLOKH, L. OVERSTEEGEN, R. PTACEK, AND V. TIMORIN, *Laminations from the Main Cuboid*, Disc. and Cont. Dyn. Syst. - Ser. A, **36** (2016), 4665–4702.
- [6] A. BLOKH, L. OVERSTEEGEN, R. PTACEK, AND V. TIMORIN, *Complementary components to the cubic principal domain*, Proc. Amer. Math. Soc., **146** (2018), 4649–4660.
- [7] A. BLOKH, L. OVERSTEEGEN, AND V. TIMORIN, *Slices of parameter space of cubic polynomials*, arXiv:1609.02240 (2021), to appear in Trans. Amer. Math. Soc.
- [8] X. BUFF, A.L. EPSTEIN, *A parabolic Pommerenke-Levin-Yoccoz inequality*, Fund. Math., **172** (2002), 249–289.
- [9] X. BUFF, C. HENRIKSEN, *Julia Sets in Parameter Spaces*, Comm. Math. Phys., **220** (2001), 333 – 375.
- [10] A. DOUADY AND J. H. HUBBARD, *On the dynamics of polynomial-like mappings*, Ann. Sci. École Norm. Sup. (4), **18** (1985), 287–343.
- [11] A. DOUADY, J. H. HUBBARD, P. LAVAUERS, L. TAN, AND P. SENTENAC, *Étude dynamique des polynômes complexes I & II*, Publications mathématiques d’Orsay, Université de Paris-Sud, Dép. de Mathématique, 1984–85.
- [12] L. GOLDBERG AND J. MILNOR, *Fixed points of polynomial maps. Part II. Fixed point portraits*, Ann. Sci. École Norm. Sup. (4), **26** (1993), 51–98.

- [13] J. HUBBARD, *Local connectivity of Julia sets and bifurcation loci: three theorems of J.-C. Yoccoz*, in Topological methods in modern mathematics: Publish or Perish, Inc., 1993.
- [14] H. INOU, J. KIWI, *Combinatorics and topology of straightening maps I: Compactness and bijectivity*, Adv. Math. **231** (2012), 2666–2733.
- [15] J. KAHN AND M. LYUBICH, *The quasi-additivity law in conformal geometry*, Annals of Mathematics, **169** (2009), 561–593.
- [16] J. KIWI, *Non-accessible critical points of Cremer polynomials*, Erg. Th. & Dyn. Sys. **20** (2000), 1391–1403.
- [17] G.M. LEVIN, *On Pommerenke's inequality for the eigenvalues of fixed points*, Colloq. Math. **62** (1991), 167–177.
- [18] M. LYUBICH, *Some typical properties of the dynamics of rational mappings*, Russian Math. Surveys **38** (1983), no. 5, 154–155.
- [19] M. LYUBICH, *Dynamics of quadratic polynomials, I–II*, Acta Math. **178** (1997), 185–297.
- [20] M. LYUBICH, *Conformal Geometry and Dynamics of Quadratic Polynomials, vol I–II*, <http://www.math.stonybrook.edu/mlubich/book.pdf>
- [21] C. McMullen, *Complex dynamics and renormalization*, Annals of Mathematics Studies **135**, Princeton University Press, Princeton, NJ (1994)
- [22] C. MCMULLEN, *The Mandelbrot set is universal*, In: The Mandelbrot Set, Theme and Variations, Ed: Tan Lei. London Mathematical Society Lecture Note Series, Cambridge Univ. Press (2000), **274**, 1–17.
- [23] R. MAÑÉ, P. SAD, AND D. SULLIVAN, *On the dynamics of rational maps*, Ann. Sci. École Norm. Sup. (4) **16** (1983), 193–217.
- [24] C.L. PETERSEN, *On the Pommerenke–Levin–Yoccoz inequality*, Erg. Th. & Dyn. Sys. **13** (1993), 785–806
- [25] CH. POMMERENKE, *On conformal mapping and iteration of rational functions*, Complex Variables Theory Appl. **5** (1986), 117–126.
- [26] W. THURSTON, *On the geometry and dynamics of iterated rational maps*, in: Complex dynamics: families and friends, D. Schleicher, ed., A K Peters, 2009, 3–137.
- [27] S. ZAKERI, *Dynamics of cubic Siegel polynomials*, Comm. Math. Phys. **206** (1999), 185–233.

(Alexander Blokh and Lex Oversteegen) DEPARTMENT OF MATHEMATICS, UNIVERSITY OF ALABAMA AT BIRMINGHAM, BIRMINGHAM, AL 35294

(Vladlen Timorin) FACULTY OF MATHEMATICS, HSE UNIVERSITY, 6 USACHEVA STR., MOSCOW, RUSSIA, 119048

Email address, Alexander Blokh: ablokh@uab.edu

Email address, Lex Oversteegen: overstee@uab.edu

Email address, Vladlen Timorin: vtimorin@hse.ru