

# Catoni-style confidence sequences for heavy-tailed mean estimation

Hongjian Wang<sup>1</sup> and Aaditya Ramdas<sup>2</sup>

<sup>1, 2</sup>Machine Learning Department, Carnegie Mellon University

<sup>2</sup>Department of Statistics and Data Science, Carnegie Mellon University  
{hjnwang, aramdas}@cmu.edu

July 18, 2022

## Abstract

A confidence sequence (CS) is a sequence of confidence intervals that is valid at arbitrary data-dependent stopping times. These are useful in applications like A/B testing, multi-armed bandits, off-policy evaluation, election auditing, etc. We present three approaches to constructing a confidence sequence for the population mean, under the minimal assumption that only an upper bound  $\sigma^2$  on the variance is known. While previous works rely on light-tail assumptions like boundedness or subGaussianity (under which all moments of a distribution exist), the confidence sequences in our work are able to handle data from a wide range of heavy-tailed distributions. The best among our three methods — the Catoni-style confidence sequence — performs remarkably well in practice, essentially matching the state-of-the-art methods for  $\sigma^2$ -subGaussian data, and provably attains the  $\sqrt{\log \log t/t}$  lower bound due to the law of the iterated logarithm. Our findings have important implications for sequential experimentation with unbounded observations, since the  $\sigma^2$ -bounded-variance assumption is more realistic and easier to verify than  $\sigma^2$ -subGaussianity (which implies the former). We also extend our methods to data with infinite variance, but having  $p \in (1, 2)$  moments.

## 1 Introduction

We consider the classical problem of sequential nonparametric mean estimation. As a motivating example, let  $P$  be a distribution on  $\mathbb{R}$  from which a stream of i.i.d. sample  $X_1, X_2, \dots$  is drawn. The mean of the distribution,

$$\mu = \int_{\mathbb{R}} x \, dP = \mathbb{E}[X_i], \quad (1)$$

is unknown and is our estimand. The traditional and most commonly studied approaches to this problem include, among others, the construction of *confidence intervals* (CI). That is, we construct a  $\sigma(X_1, \dots, X_t)$ -measurable random interval  $\text{CI}_t$  for each  $t \in \mathbb{N}^+$  such that

$$\forall t \in \mathbb{N}^+, \quad \mathbb{P}[\mu \in \text{CI}_t] \geq 1 - \alpha. \quad (2)$$

It is, however, also well known that confidence intervals suffer from numerous deficiencies. For example, random stopping rules frequently arise in sequential testing problems, and it is well known that confidence intervals (2) typically *fail* to satisfy the guarantee

$$\forall \text{stopping time } \tau, \quad \mathbb{P}[\mu \in \text{CI}_\tau] \geq 1 - \alpha. \quad (3)$$

In other words, traditional confidence intervals are invalid and may undercover at stopping times. To remedy this, a switch of order between the universal quantification over  $t$  and the probability bound in the definition of CI (2) was introduced [Darling and Robbins, 1967]:

$$\mathbb{P}[\forall t \in \mathbb{N}^+, \mu \in \text{CI}_t] \geq 1 - \alpha. \quad (4)$$

The random intervals<sup>1</sup>  $\{\text{CI}_t\}$  that satisfy the property above are called a  $(1 - \alpha)$ -*confidence sequence* (CS). The definition of CS (4) and the property of stopped coverage (3) are actually equivalent, due to Howard et al. [2021, Lemma 3].

It is known that CSs do not suffer from the perils of applying CIs in sequential settings (e.g. continuous monitoring or peeking at CIs as they arrive). For example, Howard et al. [2021, Figure 1(b)] shows in a similar context that the cumulative type-I error grows without bound if a traditional confidence interval is continuously monitored, but a confidence sequence has the same error bounded at  $\alpha$ ; also see Johari et al. [2017] for a similar phenomenon stated in terms of p-values.

Prior studies on constructing confidence sequences for mean  $\mu$  hinge on certain stringent assumptions on  $P$ . Darling and Robbins [1967] considers exclusively the case where  $P$  is a normal distribution. Jennison and Turnbull [1989] makes the same parametric assumption. In a more recent paper Johari et al. [2021] that defines “always-valid p-values”,  $P$  is a distribution belonging to a fixed exponential family. Recently, Howard et al. [2020, 2021] performed a systematic study of nonparametric confidence sequences, whose assumptions on  $P$  ranged among subGaussian, sub-Bernoulli, sub-gamma, sub-Poisson, and sub-exponential, which in most cases considered involve a bounded moment generating function, and in particular, that all moments exist. Finally, a recent paper by Waudby-Smith and Ramdas [2020] considers bounded  $P$ , which of course implies all moments exist.

In this paper, we remove all the parametric and tail lightness assumptions of the existing literature mentioned above, and make instead only one simple assumption (Assumption 2): the variance of the distribution exists and is upper bounded by a constant  $\sigma^2$  known *a priori*,

$$\int_{\mathbb{R}} (x - \mu)^2 dP = \text{Var}[X_i] \leq \sigma^2. \quad (5)$$

Further, we shall show that, even under this simple assumption that allows for a copious family of heavy-tailed distributions (whose third moment may be infinite), the  $(1 - \alpha)$ -CS  $\{\text{CI}_t\}$  which we shall present achieves remarkable width control. We characterize the tightness of a confidence sequence from two perspectives. First, the rate of *shrinkage*, that is how quickly  $|\text{CI}_t|$  decreases as  $t \rightarrow \infty$ ; Second, the rate of *growth*, that is how quickly  $|\text{CI}_t|$  increases as  $\alpha \rightarrow 0$ . It is useful to review here how the previous CIs and CSs in the literature behave in these regards. Chebyshev’s inequality, which yields (2) when requiring (5), states that

$$\text{CI}_t^{\text{Cheb}} = \left[ \hat{\mu}_t \pm \frac{\sigma}{\sqrt{\alpha t}} \right], \quad \text{where } \hat{\mu}_t = \frac{\sum_{i=1}^t X_i}{t} \quad (6)$$

forms a  $(1 - \alpha)$ -CI at every  $t$ , which is of shrinkage rate  $\mathcal{O}(t^{-1/2})$  and growth rate  $\mathcal{O}(\alpha^{-1/2})$ . Strengthening the assumption from (5) to subGaussianity with variance factor  $\sigma^2$  [Boucheron et al., 2013, Section 2.3], the Chernoff bound ensures that  $(1 - \alpha)$ -CIs can be constructed by

$$\text{CI}_t^{\text{Cher}} = \left[ \hat{\mu}_t \pm \sigma \sqrt{\frac{2 \log(2/\alpha)}{t}} \right]. \quad (7)$$

Here, a sharper growth rate of  $\mathcal{O}(\sqrt{\log(1/\alpha)})$  is attained, under the stronger subGaussianity assumption. It is Catoni [2012, Proposition 2.4] who shows the striking fact that by discarding

---

<sup>1</sup>We use “confidence interval” to also refer to confidence sets, allowing  $\text{CI}_t$  sometimes to be the finite union of intervals.

the empirical mean  $\hat{\mu}_t$  and using an influence function instead to stabilize the outliers associated with heavy-tailed distributions, a  $\mathcal{O}(\log(1/\alpha))$  growth rate can be achieved even when only the variance is bounded (5); similar results can be found in the recent survey by Lugosi and Mendelson [2019].

In the realm of confidence sequences, we see that recent results by Howard et al. [2021], Waudby-Smith and Ramdas [2020], while often requiring stringent Chernoff-type assumption on the distribution, all have  $\mathcal{O}(\sqrt{\log t/t})$  shrinkage rates and  $\mathcal{O}(\sqrt{\log(1/\alpha)})$  growth rates. For example, Robbins’ famous two-sided normal mixture confidence sequence for subGaussian  $\mathcal{P}$  with variance factor  $\sigma^2$  (see, e.g., [Howard et al., 2021, eq. (3.7)]) is of the form

$$\text{CI}_t^{\text{NMix}} = \left[ \hat{\mu}_t \pm \frac{\sigma \sqrt{(t+1) \log \frac{4(t+1)}{\alpha^2}}}{t} \right]. \quad (8)$$

The best among the three confidence sequences in this paper (Theorem 9) draws direct inspiration from Catoni [2012], and achieves a provable shrinkage rate of  $\tilde{\mathcal{O}}(t^{-1/2})$ , where the  $\tilde{\mathcal{O}}$  hides polylog  $t$  factors, and growth rate  $\mathcal{O}(\log(1/\alpha))$ . A fine-tuning of it leads to the exact shrinkage rate  $\mathcal{O}(\sqrt{\log \log 2t/t})$ , matching the lower bound of the law of the iterated logarithm under precisely the same assumption (5). The significance of this result, in conjunction with Howard et al. [2021], is that moving from one-time valid interval estimation to anytime valid intervals estimation (confidence sequences), no significant excess width is necessary to be incurred; nor does weakening the distribution assumption from sub-exponential to finite variance results in any cleavage of interval tightness, in both CI and CS alike. Our experiments demonstrate that published subGaussian CSs are extremely similar to our finite-variance CSs, but the former assumption is harder to check and less likely to hold (all moments may not exist for unbounded data in practice). We summarize and compare the mentioned works in terms of tightness in Table 1.

	CI	CS
Light-tailed (MGF exists)	Chernoff bound: $\mathcal{O}(t^{-1/2})$ , $\mathcal{O}(\sqrt{\log(1/\alpha)})$	Howard et al. [2021]: $\mathcal{O}(\sqrt{\log t/t})$ or $\mathcal{O}(\sqrt{\log \log t/t})$ , $\mathcal{O}(\sqrt{\log(1/\alpha)})$
Heavy-tailed (only finite variance)	Chebyshev inequality: $\mathcal{O}(t^{-1/2})$ , $\mathcal{O}(\alpha^{-1/2})$ .  Catoni [2012]: $\mathcal{O}(t^{-1/2})$ , $\mathcal{O}(\log(1/\alpha))$	This paper (Corollary 10.1): $\mathcal{O}(\log \log t \sqrt{\log t/t})$ , $\mathcal{O}(\log(1/\alpha))$ w.h.p.  This paper (Corollary 10.2): $\mathcal{O}(\sqrt{\log \log t/t})$ , $\mathcal{O}(\sqrt{\log(1/\alpha)})$ w.h.p.

Table 1: Comparison of asymptotic tightnesses among prominent confidence intervals and confidence sequences. Here “w.h.p.” stands for “with high probability” (used when the interval widths are not deterministic). Note that the  $\sqrt{\log \log t/t}$  lower bound are precisely matched in both rows of the “CS” column (Howard et al. [2021, Equation (2)]; Corollary 10.2, this paper).

## 2 Problem Set-up and Notations

Let  $\{X_t\}_{t \in \mathbb{N}^+}$  be a real-valued stochastic process adapted to the filtration  $\{\mathcal{F}_t\}_{t \in \mathbb{N}}$  where  $\mathcal{F}_0$  is the trivial  $\sigma$ -algebra. We make the following assumptions.

**Assumption 1.** *The process has a constant, unknown conditional expected value:*

$$\forall t \in \mathbb{N}^+, \quad \mathbb{E}[X_t \mid \mathcal{F}_{t-1}] = \mu. \quad (9)$$

**Assumption 2.** *The process is conditionally square-integrable with a uniform upper bound, known a priori, on the conditional variance:*

$$\forall t \in \mathbb{N}^+, \quad \mathbb{E}[(X_t - \mu)^2 \mid \mathcal{F}_{t-1}] \leq \sigma^2. \quad (10)$$

The task of this paper is to construct confidence sequences  $\{\text{CI}_t\}$  for  $\mu$  from the observations  $X_1, X_2, \dots$ , that is,

$$\mathbb{P}[\forall t \in \mathbb{N}^+, \mu \in \text{CI}_t] \geq 1 - \alpha. \quad (11)$$

We remark that our assumptions, apart from incorporating the i.i.d. case (with  $\mathbb{E}[X_t] = \mu$  and  $\text{Var}[X_t] \leq \sigma^2$ ) mentioned in Section 1, allows for a wide range of settings. The Assumption 1 is equivalent to stating that the sequence  $\{X_t - \mu\}$  forms a *martingale difference* (viz.  $\{\sum_{i=1}^t (X_i - \mu)\}$  is a martingale), which oftentimes arises as the model for non-i.i.d., state-dependent noise in the optimization, control, and finance literature (see e.g. Kushner and Yin [2003]). A very simple example would be the drift estimation setting with the stochastic differential equation  $dG_t = \sigma f(G_t, t) dW_t + \mu dt$ , where  $f$  is a function such that  $|f(G_t, t)| \leq 1$  and  $W_t$  denotes the standard Wiener process. When sampling  $X_t = G_t - G_{t-1}$ , the resulting process  $\{X_t\}$  satisfies our Assumption 1 and Assumption 2.

We further note that Assumption 1 and Assumption 2 can be weakened to drifting conditional means and growing conditional  $p$ -th central moment bound ( $1 < p \leq 2$ ) respectively, indicating that our framework may encompass *any*  $L^p$  stochastic process  $\{X_t\}$ . These issues are to be addressed in Section 9.1, Section 9.2, and Section 9.4, while we follow Assumption 1 and Assumption 2 in our exposition for the sake of simplicity. Finally, we remark that the requirement for a known moment upper bound like Assumption 2 may seem restrictive, but is known to be *minimal* in the sense that no inference on  $\mu$  would be possible in its absence, which we shall discuss in Section 9.3.

Throughout the paper, an auxiliary process  $\{\lambda_t\}_{t \in \mathbb{N}^+}$  consisting of predictable coefficients (i.e. each  $\lambda_t$  is an  $\mathcal{F}_{t-1}$ -measurable random variable) is used to fine-tune the intervals. We denote by  $[m \pm w]$  the open or closed (oftentimes the endpoints do not matter) interval  $[m - w, m + w]$  or  $(m - w, m + w)$  to simplify the lengthy expressions for CIs and CSs; and by  $\text{lw}(I)$ ,  $\text{up}(I)$  respectively the lower and upper endpoints of an interval  $I$ . The asymptotic notations follows the conventional use: for two sequences of nonnegative numbers  $\{a_t\}$  and  $\{b_t\}$ , we write  $a_t = \mathcal{O}(b_t)$  if  $\limsup_{t \rightarrow \infty} a_t/b_t < \infty$ ,  $a_t = \Theta(b_t)$  if both  $a_t = \mathcal{O}(b_t)$  and  $b_t = \mathcal{O}(a_t)$  hold, and  $a_t \asymp b_t$  if  $\lim_{t \rightarrow \infty} a_t/b_t$  exists and  $0 < \lim_{t \rightarrow \infty} a_t/b_t < \infty$ . We write  $a_t = \text{polylog}(b_t)$  if there exists a universal polynomial  $p$  such that  $a_t = \mathcal{O}(p(\log b_t))$ . Finally, if  $a_t = \mathcal{O}(b_t \text{polylog}(t))$ , we say  $a_t = \tilde{\mathcal{O}}(b_t)$ .

### 3 Confidence Sequence via the Dubins-Savage Inequality

The following inequality by Dubins and Savage [1965] is widely acknowledged to be a seminal result in the literature, and will be the foundation of our first confidence sequence.

**Lemma 1** (Dubins-Savage inequality). *Let  $\{M_t\}$  be a square-integrable martingale with  $V_t = \mathbb{E}[(M_t - M_{t-1})^2 \mid \mathcal{F}_{t-1}]$ . Then, for all  $a, b > 0$ ,*

$$\mathbb{P} \left[ \exists t \in \mathbb{N}^+, M_t \geq a + b \sum_{i=1}^t V_i \right] \leq \frac{1}{ab + 1}. \quad (12)$$

Recall from Section 2 that  $\{\lambda_t\}_{t \in \mathbb{N}^+}$  is a sequence of predictable coefficients. Define processes

$$M_t^+ = \sum_{i=1}^t \lambda_i (X_i - \mu), \quad M_t^- = \sum_{i=1}^t -\lambda_i (X_i - \mu). \quad (13)$$

By virtual of Assumption 1,  $\mathbb{E}[\lambda_t(X_t - \mu) \mid \mathcal{F}_{t-1}] = 0$ . Hence both of  $\{M_t^+\}$  and  $\{M_t^-\}$  are martingales.

Applying Lemma 1 to the two martingales yields the following result.

**Theorem 2** (Dubins-Savage confidence sequence). *Let  $\{\lambda_t\}_{t \in \mathbb{N}^+}$  be any predictable process. The following intervals  $\{\text{CI}_t^{\text{DS}}\}$  form a  $(1 - \alpha)$ -confidence sequence of  $\mu$ :*

$$\text{CI}_t^{\text{DS}} = \left[ \frac{\sum_{i=1}^t \lambda_i X_i \pm (2/\alpha - 1 + \sigma^2 \sum_{i=1}^t \lambda_i^2)}{\sum_{i=1}^t \lambda_i} \right]. \quad (14)$$

The straightforward proof of this theorem is in Appendix B.

Now, we shall choose the coefficients  $\{\lambda_t\}$  that appears in the theorem in order to optimize the interval widths  $\{|\text{CI}_t^{\text{DS}}|\}$ . Our heuristic for optimizing the width is inspired by Waudby-Smith and Ramdas [2020, Eq. (24–28)]; that is, we first fix a target time  $t^*$  and consider

$$\lambda_1 = \lambda_2 = \dots = \lambda^*, \quad (15)$$

a constant sequence. After finding the  $\lambda^*$  that minimizes  $|\text{CI}_{t^*}^{\text{DS}}|$ , we set  $\lambda_{t^*}$  to this value. The detailed tuning procedure can be found in A.1, where we show that

$$\lambda_t = \sqrt{\frac{2/\alpha - 1}{\sigma^2 t}} \quad (16)$$

is a prudent choice. Then, the width of the confidence sequence at time  $t$  is

$$|\text{CI}_t^{\text{DS}}| = \frac{2\sqrt{2/\alpha - 1} \sigma (1 + \sum_i i^{-1})}{\sum_i i^{-1/2}} \asymp \frac{\sqrt{2/\alpha - 1} \sigma \log t}{\sqrt{t}}. \quad (17)$$

Let us briefly compare the  $\mathcal{O}(\alpha^{-1/2})$  (rate of growth) and  $\tilde{\mathcal{O}}(t^{-1/2})$  (rate of shrinkage) width control we achieved in (17) with the well-known case of confidence intervals. Both the  $\mathcal{O}(\alpha^{-1/2})$  rate of growth and the  $\mathcal{O}(t^{-1/2})$  rate of shrinkage of the Chebyshev CIs (6), which hold under a stronger assumption than our paper (i.e. independence and variance upper bound  $\text{Var}[X_i] \leq \sigma^2$ ), are matched by our Dubins-Savage CS, up to the  $\log t$  factor. It is worth remarking that the Chebyshev CIs  $\{\text{CI}_t^{\text{Cheb}}\}$  *never* form a confidence sequence at any level — almost surely, there exists some  $\text{CI}_{t_0}^{\text{Cheb}}$  that does not contain  $\mu$ .

While the  $\tilde{\mathcal{O}}(t^{-1/2})$  rate of shrinkage cannot be improved due to the law of the iterated logarithm [Howard et al., 2021] (see also Section 7), we shall see in the following sections that growth rates sharper than  $\mathcal{O}(\alpha^{-1/2})$  can be achieved.

## 4 Intermezzo: Review of Ville's Inequality

The remaining two types of confidence sequence in this paper are both based on the technique of constructing an appropriate pair of *nonnegative supermartingales* [Howard et al., 2020]. This powerful technique results in dramatically tighter confidence sequences compared to the previous approach *à la* Dubins-Savage.

A stochastic process  $\{M_t\}_{t \in \mathbb{N}}$ , adapted to the filtration  $\{\mathcal{F}_t\}_{t \in \mathbb{N}}$ , is called a supermartingale if  $\mathbb{E}[M_t \mid \mathcal{F}_{t-1}] \leq M_{t-1}$  for all  $t \in \mathbb{N}^+$ . Since many of the supermartingales we are to construct are in an exponential, multiplicative form, we frequently use the following (obvious) lemma.

**Lemma 3.** *Let  $M_t = \prod_{i=1}^t m_i$  where each  $m_i \geq 0$  is  $\mathcal{F}_i$ -measurable. Then, the process  $\{M_t\}$  is a nonnegative supermartingale if  $\mathbb{E}[m_t \mid \mathcal{F}_{t-1}] \leq 1$  for all  $t \in \mathbb{N}^+$ .*

A remarkable property of nonnegative supermartingales is Ville's inequality [Ville, 1939]. It extends Markov's inequality from a single time to an infinite time horizon.

**Lemma 4** (Ville's inequality). *Let  $\{M_t\}_{t \in \mathbb{N}}$  be a nonnegative supermartingale with  $M_0 = 1$ . Then for all  $\alpha \in (0, 1)$ ,*

$$\mathbb{P}[\exists t \in \mathbb{N}^+, M_t \geq 1/\alpha] \leq \alpha. \quad (18)$$

A proof can be found in Howard et al. [2020, Section 6.1].

## 5 Confidence Sequence by Self-normalization

Our second confidence sequence comes from a predictable-mixing version of Delyon [2009, Proposition 12] and Howard et al. [2020, Lemma 3 (f)].

**Lemma 5.** *Let  $\{\lambda_t\}_{t \in \mathbb{N}^+}$  be any predictable process. The following process is a nonnegative supermartingale:*

$$M_t^{\text{SN}} = \prod_{i=1}^t \exp \left( \lambda_i (X_i - \mu) - \frac{\lambda_i^2 ((X_i - \mu)^2 + 2\sigma^2)}{6} \right). \quad (19)$$

The proof is in Appendix B. Applying Ville's inequality (18) on the nonnegative supermartingale (19), we have the following result which is again proven in Appendix B.

**Lemma 6** (Self-normalized anticonfidence sequence). *Let  $\{\lambda_t\}_{t \in \mathbb{N}^+}$  be any predictable process. Define*

$$U_t^+ = \frac{\sum_{i=1}^t \lambda_i^2 X_i}{3} - \sum_{i=1}^t \lambda_i, \quad U_t^- = \frac{\sum_{i=1}^t \lambda_i^2 X_i}{3} + \sum_{i=1}^t \lambda_i. \quad (20)$$

We further define the interval  $\text{aCI}_t^{\text{SN}+}$  to be<sup>2</sup>

$$\left[ \frac{(U_t^+) \pm \sqrt{(U_t^+)^2 - \frac{2 \sum \lambda_i^2}{3} \left( \log(2/\alpha) - \sum \lambda_i X_i + \frac{\sum \lambda_i^2 X_i^2 + 2\sigma^2 \sum \lambda_i^2}{6} \right)}}{\frac{\sum \lambda_i^2}{3}} \right] \quad (21)$$

(where each  $\sum$  stands for  $\sum_{i=1}^t$ ), and the interval  $\text{aCI}_t^{\text{SN}-}$  to be

$$\left[ \frac{(U_t^-) \pm \sqrt{(U_t^-)^2 - \frac{2 \sum \lambda_i^2}{3} \left( \log(2/\alpha) + \sum \lambda_i X_i + \frac{\sum \lambda_i^2 X_i^2 + 2\sigma^2 \sum \lambda_i^2}{6} \right)}}{\frac{\sum \lambda_i^2}{3}} \right]. \quad (22)$$

Then, both  $\{\text{aCI}_t^{\text{SN}+}\}$  and  $\{\text{aCI}_t^{\text{SN}-}\}$  form a  $(1 - \alpha/2)$ -anticonfidence sequence for  $\mu$ . That is,

$$\mathbb{P} \left[ \forall t \in \mathbb{N}^+, \mu \notin \text{aCI}_t^{\text{SN}+} \right] \geq 1 - \alpha/2, \quad (23)$$

$$\mathbb{P} \left[ \forall t \in \mathbb{N}^+, \mu \notin \text{aCI}_t^{\text{SN}-} \right] \geq 1 - \alpha/2. \quad (24)$$

Applying union bound on Lemma 6 immediately gives rise to the following confidence sequence.

**Theorem 7** (Self-normalized confidence sequence). *The following random sets  $\{\text{CI}_t^{\text{SN}}\}$  form a  $(1 - \alpha)$ -confidence sequence of  $\mu$ .*

$$\text{CI}_t^{\text{SN}} = \mathbb{R} \setminus \left( \text{aCI}_t^{\text{SN}+} \cup \text{aCI}_t^{\text{SN}-} \right), \quad (25)$$

where  $\text{aCI}_t^{\text{SN}+}$  and  $\text{aCI}_t^{\text{SN}-}$  are defined in (21) and (22).

---

<sup>2</sup>When the term inside the square root is negative, by convention the interval is taken to be  $\emptyset$ .

It is not difficult to perform a cursory analysis on the topology of  $\text{CI}_t^{\text{SN}}$ . Without loss of generality assume  $\mu = 0$  since the method is translation invariant. When we take  $\{\lambda_t\}$  to be a decreasing sequence, with high probability  $\sum \lambda_i^2 X_i^2$  will be much smaller than  $\sum \lambda_i$  in the long run, implying that  $U_t^+ < 0$  while  $U_t^- > 0$ . Thus, with high probability,

$$\text{up}(\text{aCI}_t^{\text{SN}+}) \leq \frac{U_t^+ + |U_t^+|}{\sum \lambda_i^2/3} = 0 = \frac{U_t^- - |U_t^-|}{\sum \lambda_i^2/3} \leq \text{lw}(\text{aCI}_t^{\text{SN}-}). \quad (26)$$

Therefore, we expect the disjoint union of three intervals

$$\text{CI}_t^{\text{SN}} = \underbrace{\left(-\infty, \text{lw}(\text{aCI}_t^{\text{SN}+})\right]}_{L_t^{\text{SN}}} \cup \underbrace{\left[\text{up}(\text{aCI}_t^{\text{SN}+}), \text{lw}(\text{aCI}_t^{\text{SN}-})\right]}_{M_t^{\text{SN}}} \cup \underbrace{\left[\text{up}(\text{aCI}_t^{\text{SN}-}), \infty\right)}_{U_t^{\text{SN}}} \quad (27)$$

to be the typical topology of  $\text{CI}_t^{\text{SN}}$  for large  $t$ . Indeed, we demonstrate this with the a simple experiment under  $X_t \stackrel{\text{i.i.d.}}{\sim} \mathcal{N}(0, 1)$  and  $\lambda_t = 1/\sqrt{t}$ , plotted in Figure 1.

We now come to the question of choosing the predictable process  $\{\lambda_t\}$  to optimize the confidence sequence. Since the set  $\text{CI}_t^{\text{SN}}$  always has infinite Lebesgue measure, a reasonable objective is to ensure  $\text{lw}(\text{aCI}_t^{\text{SN}+}) \rightarrow -\infty$ ,  $\text{up}(\text{aCI}_t^{\text{SN}-}) \rightarrow \infty$ , and make the middle interval  $M_t^{\text{SN}}$  as narrow as possible. We resort to the same heuristic approach as in the Dubins-Savage case when optimizing  $|M_t^{\text{SN}}|$ , which are detailed in the A.2. The result of our tuning is

$$\lambda_t = \sqrt{\frac{6t \log(2/\alpha)}{t(\sum_{i=1}^{t-1} X_i^2 + 2\sigma^2 t) - (\sum_{i=1}^{t-1} X_i)^2}}. \quad (28)$$

Indeed,  $\text{lw}(\text{aCI}_t^{\text{SN}+}) \rightarrow -\infty$ ,  $\text{up}(\text{aCI}_t^{\text{SN}-}) \rightarrow \infty$  almost surely if we set  $\{\lambda_t\}$  as above. We remark that the removal of the “spurious intervals”  $L_t^{\text{SN}}$  and  $U_t^{\text{SN}}$  is easily achieved. For example, split  $\alpha = \alpha' + \alpha''$  such that  $\alpha'' \ll \alpha'$ . First, construct a  $(1 - \alpha'')$ -CS  $\{\text{CI}_t^\circ\}$  that does not have such spurious intervals – e.g., the Dubins-Savage CS (14). Next, construct the self-normalized CS  $\{\text{CI}_t^{\text{SN}}\}$  at  $1 - \alpha'$  confidence level. A union bound argument yields that  $\{\text{CI}_t^\circ \cap \text{CI}_t^{\text{SN}}\}$  is a  $(1 - \alpha)$ -CS, and the intersection with  $\{\text{CI}_t^\circ\}$  helps to get rid of the spurious intervals  $L_t^{\text{SN}}$  and  $U_t^{\text{SN}}$ .

## 6 Confidence Sequence via Catoni Supermartingales

Our last confidence sequence is inspired by Catoni [2012], where under only the finite variance assumption, the author constructs a  $Z$ -estimator for mean that is  $\mathcal{O}(\log(1/\alpha))$ -close to the true mean with probability at least  $1 - \alpha$ ; hence a corresponding  $(1 - \alpha)$ -CI whose width has  $\mathcal{O}(\log(1/\alpha))$  growth rate exists; cf. (6). We shall sequentialize the idea of Catoni [2012] via constructing two nonnegative supermartingales which we shall call the *Catoni Supermartingales*.

Following Catoni [2012, Eq. (2.1)], we say that  $\phi : \mathbb{R} \rightarrow \mathbb{R}$  is a *Catoni-type influence function*, if it is increasing and  $-\log(1 - x + x^2/2) \leq \phi(x) \leq \log(1 + x + x^2/2)$ . A simple Catoni-type influence function is

$$\phi(x) = \begin{cases} \log(1 + x + x^2/2), & x \geq 0; \\ -\log(1 - x + x^2/2), & x < 0. \end{cases} \quad (29)$$

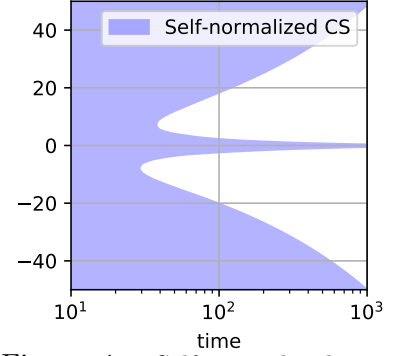


Figure 1: Self-normalized confidence sequence  $\{\text{CI}_t^{\text{SN}}\}$  under  $X_t \stackrel{\text{i.i.d.}}{\sim} \mathcal{N}(0, 1)$ ,  $\lambda_t = 1/\sqrt{t}$ , and  $\alpha = 0.05$ . The trichotomous topology (27) manifests after around  $t = 30$ .



**Lemma 8** (Catoni supermartingales). *Let  $\{\lambda_t\}_{t \in \mathbb{N}^+}$  be any predictable process, and let  $\phi$  be a Catoni-type influence function. The following processes are nonnegative supermartingales:*

$$M_t^C = \prod_{i=1}^t \exp(\phi(\lambda_i(X_i - \mu)) - \lambda_i^2 \sigma^2 / 2); \quad (30)$$

$$N_t^C = \prod_{i=1}^t \exp(-\phi(\lambda_i(X_i - \mu)) - \lambda_i^2 \sigma^2 / 2). \quad (31)$$

This lemma is proven in Appendix B. In conjunction with Ville's inequality (18), it immediately gives a confidence sequence.

**Theorem 9** (Catoni-style confidence sequence). *Let  $\{\lambda_t\}_{t \in \mathbb{N}^+}$  be any predictable process, and let  $\phi$  be a Catoni-type influence function. The following intervals  $\{\text{CI}_t^C\}$  form a  $(1 - \alpha)$ -confidence sequence of  $\mu$ :*

$$\text{CI}_t^C = \left\{ m \in \mathbb{R} : -\frac{\sigma^2 \sum_{i=1}^t \lambda_i^2}{2} - \log(2/\alpha) \leq \sum_{i=1}^t \phi(\lambda_i(X_i - m)) \leq \frac{\sigma^2 \sum_{i=1}^t \lambda_i^2}{2} + \log(2/\alpha) \right\}. \quad (32)$$

Although this confidence sequence lacks a closed-form expression, it is easily computed using root-finding methods since the function  $m \mapsto \sum_{i=1}^t \phi(\lambda_i(X_i - m))$  is monotonic. A preliminary experiment is shown in Figure 2.

We follow Catoni [2012, Proposition 2.4] in choosing the appropriate  $\{\lambda_t\}$  sequence to optimize the interval widths,

$$\lambda_t = \sqrt{\frac{2 \log(2/\alpha)}{t(\sigma^2 + \eta_t^2)}} \text{ where } \eta_t = \sqrt{\frac{2\sigma^2 \log(2/\alpha)}{t - 2 \log(2/\alpha)}}. \quad (33)$$

We shall show very soon in extensive experiments (Section 8) that the Catoni-style confidence sequence performs remarkably well controlling the width  $|\text{CI}_t^C|$ , not only outperforming the previously introduced two confidence sequences, but also matching the best-performing confidence sequences and even confidence intervals in the literature, many of which require a much more stringent distributional assumption. On the theoretical side, we establish the following nonasymptotic concentration result on the width  $|\text{CI}_t^C|$ .

**Theorem 10.** *Suppose the coefficients  $\{\lambda_t\}_{t \in \mathbb{N}^+}$  are nonrandom and let  $0 < \varepsilon < 1$ . Suppose further that*

$$\left( \sum_{i=1}^t \lambda_i \right)^2 - 2 \left( \sum_{i=1}^t \lambda_i^2 \right) \left( \sigma^2 \sum_{i=1}^t \lambda_i^2 + \log(2/\varepsilon) + \log(2/\alpha) \right) \geq 0. \quad (34)$$

*Then, with probability at least  $1 - \varepsilon$ ,*

$$|\text{CI}_t^C| \leq \frac{4(\sigma^2 \sum_{i=1}^t \lambda_i^2 + \log(2/\varepsilon) + \log(2/\alpha))}{\sum_{i=1}^t \lambda_i}. \quad (35)$$

The proof of the theorem is inspired by the deviation analysis of the nonsequential Catoni estimator Catoni [2012, Proposition 2.4] itself, and can be found in B.

We remark that (34) is an entirely deterministic inequality when  $\{\lambda_i\}_{i \in \mathbb{N}^+}$  are all nonrandom. When  $\lambda_t = \tilde{\Theta}(t^{-1/2})$ , which is the case for (33), the condition (34) holds for large  $t$  since  $\sum_{i=1}^t \lambda_i = \tilde{\Theta}(\sqrt{t})$  while  $\sum_{i=1}^t \lambda_i^2$  grows logarithmically. This gives us the following qualitative version of Theorem 10.

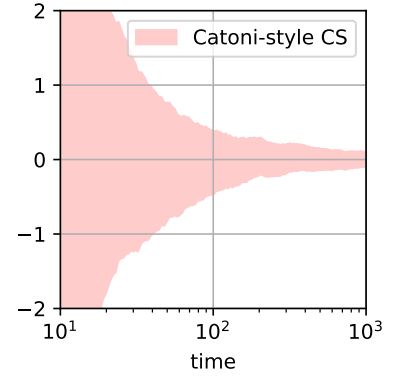


Figure 2: Catoni-style confidence sequence  $\{\text{CI}_t^C\}$  under  $X_t \stackrel{\text{i.i.d.}}{\sim} \mathcal{N}(0, 1)$ ,  $\lambda_t = \min\{1/\sqrt{t}, 0.1\}$ , and  $\alpha = 0.05$ . Notice the difference in scale of the  $y$ -axis from Figure 1.



**Corollary 10.1.** Suppose  $\lambda_t = \tilde{\Theta}(t^{-1/2})$  and is nonrandom, such as in (33). Then if  $t > \text{polylog}(1/\varepsilon, 1/\alpha)$ , with probability at least  $1 - \varepsilon$ ,

$$|\text{CI}_t^{\text{C}}| \leq \tilde{\mathcal{O}}(t^{-1/2}(\log(1/\varepsilon) + \log(1/\alpha))). \quad (36)$$

Here, the notation  $\tilde{\mathcal{O}}$  only hides logarithmic factors in  $t$ .

We hence see that the Catoni-style confidence sequence enjoys the  $\tilde{\mathcal{O}}(t^{-1/2})$  and  $\mathcal{O}(\log(1/\alpha))$  near-optimal rates of shrinkage and growth. If we do not ignore the logarithmic factors in  $t$ , for example, taking  $\lambda_t \asymp 1/\sqrt{t \log t}$  and the rate shall be  $|\text{CI}_t^{\text{C}}| = \mathcal{O}(\log \log t \sqrt{\log t/t})$  (cf. Waudby-Smith and Ramdas [2020, Table 1]).

It is now natural to ask whether the Catoni-style CS can match the precise law-of-the-iterated-logarithm lower bound of  $\Theta(\sqrt{\log \log t/t})$ . This cannot be achieved by tuning the sequence  $\{\lambda_t\}$  alone [Waudby-Smith and Ramdas, 2020, Table 1], but it can be achieved using a technique called *stitching* [Howard et al., 2021].

**Corollary 10.2.** Let  $\{\text{CI}_t^{\text{C}}(\Lambda, \alpha)\}$  denote the Catoni-style confidence sequence as in (32) with  $\sigma^2 = 1$ , constant  $\{\lambda_t\}$  sequence  $\lambda_1 = \lambda_2 = \dots = \Lambda$ , and error level  $\alpha$ . Then, let  $t_j = 2^j$ ,  $\alpha_j = \frac{\alpha/(j+1)^{1.4}}{\sum_{m=1}^{\infty} 1/m^{1.4}}$ , and  $\Lambda_j = \sqrt{\log(2/\alpha_j)2^{1/2-j}}$ . The following stitched Catoni-style confidence sequence

$$\text{CI}_t^{\text{Cstch}} = \text{CI}_t^{\text{C}}(\Lambda_j, \alpha_j), \quad \text{for } t_j \leq t < t_{j+1} \quad (37)$$

satisfies

$$\mathbb{P} \left[ |\text{CI}_t^{\text{Cstch}}| \leq 6.8 \sqrt{\frac{\log \log 2t + 0.72 \log(10.4/\alpha)}{t}} \right] \geq 1 - \frac{\alpha}{\sum_{m=1}^{\infty} 1/m^{1.4}} > 1 - \alpha/3 \quad (38)$$

when  $t > \text{polylog}(1/\alpha)$ .

The width in (38) matches both the  $\Theta(\sqrt{\log(1/\alpha)})$  lower bound on the growth rate, and the  $\Theta(\sqrt{\log \log t/t})$  lower bound on the shrinkage rate (see Section 7). The proof of this corollary is in B.

**Remark 1.** We remark here that a similar (but much less involved) idea, typically arising as a first attempt to construct a CS from a sequence of CIs, is to split  $\alpha = \sum_{t=1}^{\infty} \alpha_t$  and define the CS as the CI at time  $t$  with error level  $\alpha_t$ . This, however, leads to poor performance. Because the events  $\mu \in \text{CI}_t$  and  $\mu \in \text{CI}_{t+1}$  are highly dependent, the union bound over  $t \in \mathbb{N}^+$  is very loose. In Figure 3, we visually demonstrate applying the Catoni CI with  $\alpha_t = \alpha/[t(t+1)]$  (forming what we call the “trivial Catoni CS”), versus our supermartingale-based Catoni-style CS (32).

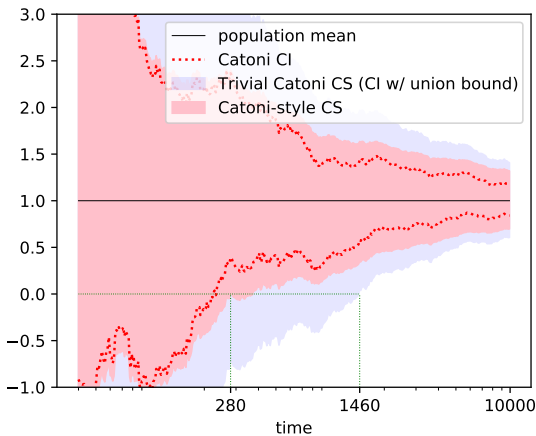


Figure 3: Comparison of 0.95-CI and CSs under  $t_3$  distribution. To achieve the same level of lower tightness (e.g. when lower confidence bound surpasses 0), the trivial Catoni CS needs a sample of size 1460, more than five times of the Catoni-style CS which only takes 280.

## 7 Lower Bounds

For the sake of completeness, we now discuss the lower bounds of confidence sequences for mean estimation. We first introduce the following notion of *tail symmetry*, which is a standard practice when constructing two-sided confidence intervals and sequences.

**Definition 1** (tail-symmetric CI/CS). *Let  $\mathcal{Q}$  be a family of distributions over  $\mathbb{R}^{\mathbb{N}^+}$  such that for each  $Q \in \mathcal{Q}$ ,  $\mathbb{E}_Q[X_t] = \mu_Q$  is independent of  $t$ . A sequence of data-dependent intervals  $\{[\text{lw}_t, \text{up}_t]\}_{t \in \mathbb{N}^+}$  where  $\text{lw}_t, \text{up}_t : \mathbb{R}^t \rightarrow \mathbb{R}$  is called a sequence of tail-symmetric  $(1 - \alpha)$ -CI over  $\mathcal{Q}$  if for any  $t \in \mathbb{N}^+$ ,*

$$\forall Q \in \mathcal{Q}, \mathbb{P}_{\{X_i\} \sim Q} [\mu_Q \leq \text{lw}_t(X_1, \dots, X_t)] \leq \frac{\alpha}{2}, \mathbb{P}_{\{X_i\} \sim Q} [\mu_Q \geq \text{up}_t(X_1, \dots, X_t)] \leq \frac{\alpha}{2}. \quad (39)$$

Further, it is called a tail-symmetric  $(1 - \alpha)$ -CS over  $\mathcal{P}$  if

$$\begin{aligned} \forall Q \in \mathcal{Q}, \mathbb{P}_{\{X_i\} \sim Q} [\forall t \in \mathbb{N}^+, \mu_Q \leq \text{lw}_t(X_1, \dots, X_t)] &\leq \frac{\alpha}{2}, \\ \mathbb{P}_{\{X_i\} \sim Q} [\forall t \in \mathbb{N}^+, \mu_Q \geq \text{up}_t(X_1, \dots, X_t)] &\leq \frac{\alpha}{2}. \end{aligned} \quad (40)$$

The following lower bound of minimax nature, akin to [Catoni \[2012, Section 6.1\]](#), characterizes the minimal growth rate of confidence intervals (hence also confidence sequences) when  $\alpha$  is small. Its proof shall be found in [B](#).

**Proposition 1** (Gaussian lower bound). *We define*

$$\mathcal{M}_t(\alpha, \varepsilon) = \inf_{[\text{lw}_t, \text{up}_t]} \sup_{Q \in \mathcal{Q}_{\sigma^2}} w_t^{Q, \varepsilon}, \quad (41)$$

where the supremum is taken over  $\mathcal{Q}_{\sigma^2}$ , the set of all distributions of  $\{X_t\}$  satisfying [Assumption 1](#) (where  $\mu$  ranges over  $\mathbb{R}$ ) and [Assumption 2](#) (where  $\sigma^2$  is fixed), the infimum over all tail-symmetric  $(1 - \alpha)$ -confidence intervals  $\{[\text{lw}_t, \text{up}_t]\}$  over  $\mathcal{Q}_{\sigma^2}$ , and  $w_t^{Q, \varepsilon}$  is the number such that  $\mathbb{P}_{\{X_i\} \sim Q} [\text{up}_t - \text{lw}_t \leq w_t^{Q, \varepsilon}] = 1 - \varepsilon$ .

Let  $\Phi^{-1}$  be the quantile function of the standard normal distribution. Then, as long as  $\alpha + 2\varepsilon < 1$ ,

$$\begin{aligned} \mathcal{M}_t(\alpha, \varepsilon) &\geq \frac{2\sigma}{\sqrt{t}} \Phi^{-1}(1 - \alpha/2 - \varepsilon) \\ &= \frac{2\sigma}{\sqrt{t}} \left( \sqrt{\log \frac{4}{(\alpha + 2\varepsilon)^2} - \log \log \frac{4}{(\alpha + 2\varepsilon)^2} - \log(2\pi) + \mathcal{O}(1)} \right). \end{aligned} \quad (42)$$

Here  $\mathcal{O}(1)$  is with respect to  $\alpha, \varepsilon \rightarrow 0$ .

The next lower bound, due to the law of the iterated logarithm (LIL), lower bounds the shrinkage rate of confidence sequences as  $t \rightarrow \infty$ . The proof is again delayed to [B](#).

**Proposition 2** (LIL lower bound). *Let  $P$  be a distribution on  $\mathbb{R}$  with mean  $\mu$  and variance  $\sigma^2$ . Let  $\{\text{CI}_t\}$  be a  $(1 - \alpha)$ -confidence sequence for  $X_t \stackrel{\text{iid}}{\sim} P$  such that  $\hat{\mu}_t \in \text{CI}_t$ . Then,*

$$\mathbb{P} \left[ \limsup_{t \rightarrow \infty} \frac{|\text{CI}_t|}{\sigma} \sqrt{\frac{t}{2 \log \log t}} \geq 1 \right] \geq 1 - \alpha. \quad (43)$$

**Remark 2.** The assumption  $\hat{\mu}_t \in \text{CI}_t$  is true for many existing confidence sequences for mean estimation in the literature [Darling and Robbins \[1967\]](#), [Jennison and Turnbull \[1989\]](#), [Howard et al. \[2021\]](#), meaning that our CS that matches this lower bound [\(38\)](#) is fundamentally not

worse than them even under the much weaker Assumption 2. While assuming  $\hat{\mu}_t \in \text{CI}_t$  does not encompass all the CSs in the literature, it can be relaxed by assuming instead that *there exists an estimator  $\hat{\theta}_t \in \text{CI}_t$  that follows the law of the iterated logarithm*. For example, it is known that the weighted empirical average satisfies the LIL Teicher [1974], which implies that all of the predictable mixture confidence sequences due to Waudby-Smith and Ramdas [2020], as well as our Theorem 2, are subject to a similar LIL lower bound. Relatedly, the LIL is also satisfied by some M-estimators He and Wang [1995], Schreuder et al. [2020]. However, these LIL-type results are only valid under constant weight multipliers (in our parlance, that is the sequence  $\{\lambda_t\}$  is constant, in which case our CSs do not shrink), and hence the M-estimators for  $\mu$  can be inconsistent, the limit of the LIL-type convergence being some value other than  $\mu$ . The search for new LIL-type results for *consistent* M-estimators under decreasing  $\{\lambda_t\}$  sequence, e.g. the zero of  $\sum_{i=1}^t \phi(\lambda_i(X_i - m))$  which is included in the Catoni-style CS (32), shall stimulate our future study.

## 8 Experiments

We first compare the confidence sequences in terms of their growth rate. That is, we shall take decaying values of confidence level  $\alpha$  and plot the length of the CSs, with the corresponding  $\{\lambda_t\}$  sequences (16), (28), and (33)<sup>3</sup> we choose. We draw  $t = 100$  i.i.d. samples from a student's t-distribution with 3 degrees of freedom, randomly centered and rescaled to variance  $\sigma^2 = 25$ . The Dubins-Savage CS has deterministic interval widths, while the self-normalized (we only consider  $|\text{M}_t^{\text{SN}}|$ ) and Catoni-style CS both have random interval widths, for which we repeat the experiments 10 times each. We add the Catoni CI for the sake of reference. The comparison of widths is exhibited in Figure 4a.

We observe from the graph that the self-normalized CS and the Catoni-style CS both exhibit restrained growth of interval width when  $\alpha$  becomes small. On the other hand, the Dubins-Savage CS, with its super-logarithmic  $\mathcal{O}(\alpha^{-1/2})$  growth, perform markedly worse in contrast to those with logarithmic growth.

We run the same experiment again, this time with Gaussian data with variance  $\sigma^2 = 25$  and we add two CSs and one CI for subGaussian random variables with variance factor  $\sigma^2$  from previous literature for comparison. First, the stitched subGaussian CS [Howard et al., 2021, eq. (1.2)] which we review in Proposition 3; Second, the predictably-mixed Hoeffding CS

$$\text{CI}_t^{\text{PM-H}} = \left[ \frac{\sum_{i=1}^t \lambda_i X_i \pm (\sigma^2 \sum_{i=1}^t \lambda_i^2 / 2 + \log(2/\alpha))}{\sum_{i=1}^t \lambda_i} \right] \quad (44)$$

with (33); Third, the standard subGaussian Chernoff CI from (7). Recall that all three of the above bounds are not valid under only a finite variance assumption, but require a subGaussian moment generating function. This extended comparison is plotted in Figure 4b.

Next, we examine the rate of shrinkage as  $t \rightarrow \infty$  in Figures 5a and 5b. We sequentially sample from (i) a student's t-distribution with 5 degrees of freedom, randomly centered and rescaled to variance  $\sigma^2 = 25$ , (ii) a normal distribution with variance  $\sigma^2 = 25$ , at each time calculating the intervals. We include again the Catoni's CI in both cases, the three subGaussian CI/CSs in the Gaussian case.

It is important to remark that in the particular instantiation of the random variables that were drawn for the runs plotted in these figures, the Catoni CI seems to always cover the true mean; however, we know for a fact (from the law of the iterated logarithm) that the Catoni CI will eventually miscover with probability one, and it will in fact miscover infinitely often, in every single run; this would be observed if each plot was extended to infinite samples. When the first miscoverage exactly happens is a matter of chance (it could happen early or late),

<sup>3</sup>Actually we use  $\{\lambda_{\max\{t,9\}}\}$  for the Catoni-style CS to facilitate the root-finding in (32).

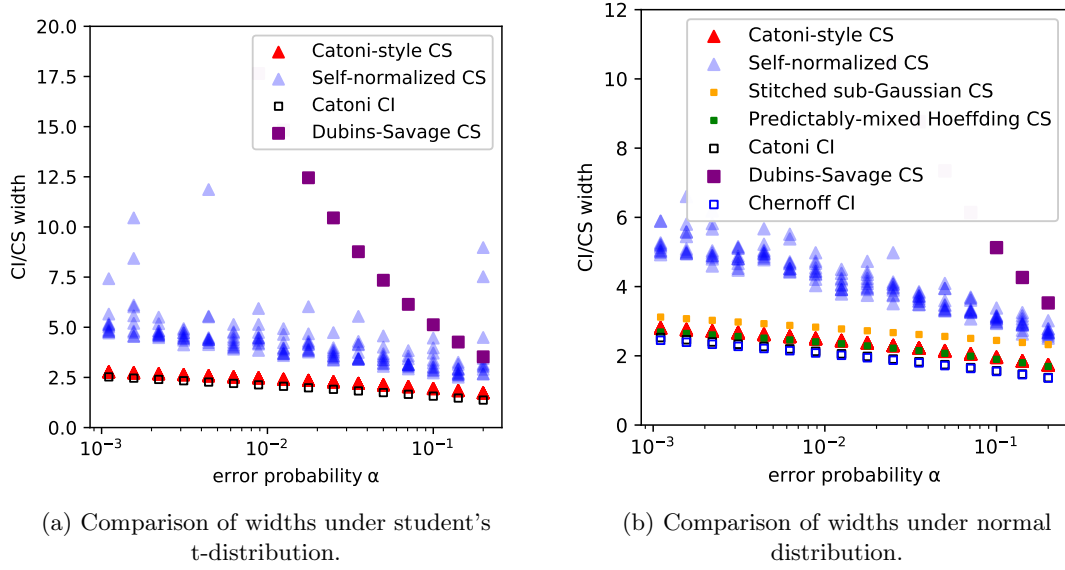


Figure 4: Comparison of CI/CS growth rates at  $t = 250$ . In both figures, triangular markers denote random widths (for which we repeat 10 times to let randomness manifest), and square markers deterministic widths; hollow markers denote the widths of CIs, while filled markers the widths of CSs. Our Catoni-style CS is among the best CSs (even CIs) in terms of tightness under small error probability  $\alpha$ , in heavy and light tail regimes alike. In the right figure, note the overlap of the Chernoff-CI with Catoni-CI, as well as that of the Hoeffding-type subGaussian CS with the Catoni-style CS.

but it will almost surely happen infinitely [Howard et al., 2021]. Thus, the Catoni CIs cannot be trusted at data-dependent stopping times, as encountered via continuous monitoring in sequential experimentation, but the CSs can. The price for the extra protection offered by the CSs is in lower order terms (polylogarithmic), and the figures suggest that it is quite minimal, the Catoni-CS being only ever so slightly wider than the Catoni CI.

## 9 Discussions and Extensions

### 9.1 Heteroscedastic Data

In lieu of Assumption 2, we can consider a more general setting where a time-dependent variance upper bound holds uniformly over time. To wit,

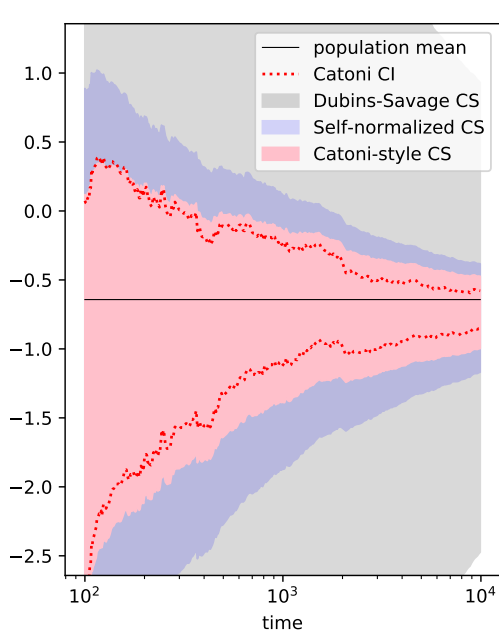
$$\forall t \in \mathbb{N}^+, \quad \mathbb{E}[(X_t - \mu)^2 \mid \mathcal{F}_{t-1}] \leq \sigma_t^2 \quad (45)$$

where  $\{\sigma_t\}_{t \in \mathbb{N}^+}$  is a positive sequence, possibly increasing and even stochastic (but predictable). We remark here that all of the three confidence sequences can extend naturally to handle such scenario of heteroscedasticity. We shall detail the three confidence sequences under the generalized variance bound (45) in C. Further, we demonstrate in C that when facing a growth rate of  $\sigma_t = \tilde{\Theta}(t^\gamma)$  ( $0 \leq \gamma < 1/2$ ), we shall adjust the sequence  $\{\lambda_t\}$  accordingly by setting  $\lambda_t = \hat{\Theta}(t^{-1/2-\gamma})$  to attain a near-optimal shrinkage rate  $\hat{O}(t^{\gamma-1/2})$ .

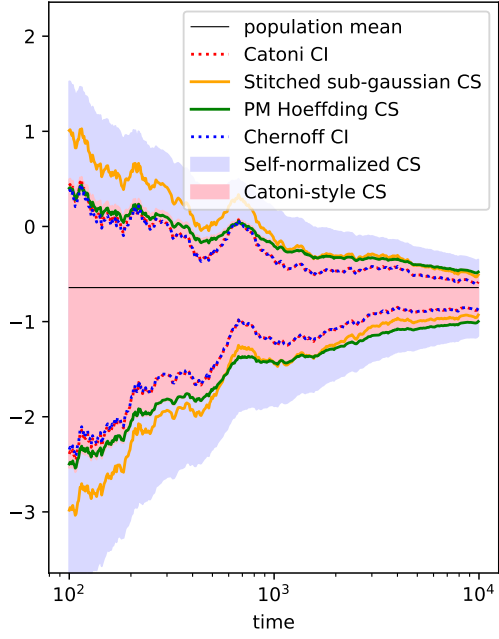
### 9.2 Data with Infinite Variance

Even the assumption (45) can be further generalized to

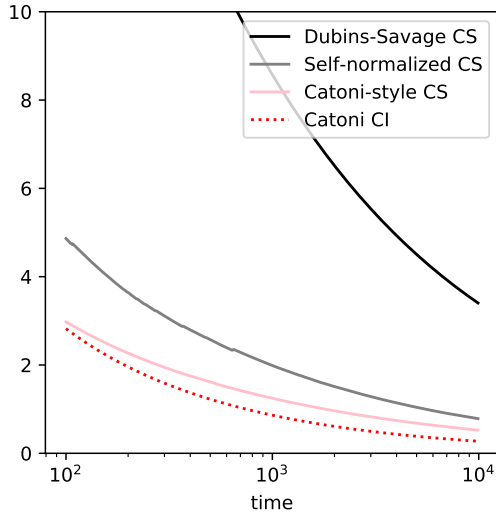
$$\forall t \in \mathbb{N}^+, \quad \mathbb{E}[|X_t - \mu|^p \mid \mathcal{F}_{t-1}] \leq v_t, \quad (1 < p \leq 2) \quad (46)$$



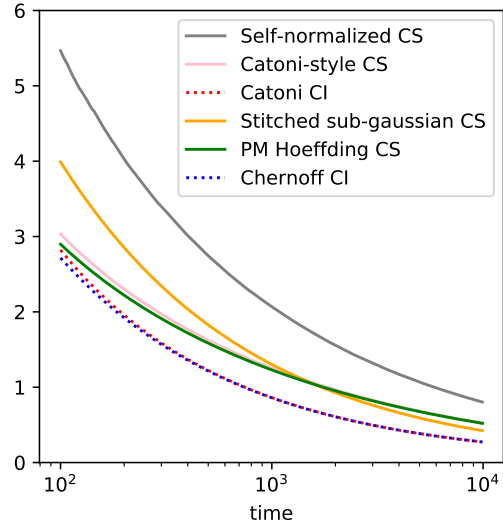
(a) Comparison of intervals under student's t-distribution.



(b) Comparison of intervals under normal distribution.



(c) Widths under student's t-distribution.



(d) Widths under normal distribution.

Figure 5: Comparison of CI/CS shrinkage rates at  $\alpha = 0.05$ . In the heavy-tailed regime, our Catoni-style CS performs markedly better than the other two CSs, and is close to the Catoni CI. In the Gaussian setting, our Catoni-style CS is approximately at a same caliber as the best subGaussian CSs in the literature. These new observations appear to be practically useful.

encompassing data drawn from distributions *without* a finite variance, e.g. Pareto distribution or stable distribution with index in  $(1, 2)$ .

The generalization of the Dubins-Savage inequality in this infinite variance regime by Khan [2009] can easily be used to construct a confidence sequence under (46), extending our Theorem 2. However, due to the relatively unsatisfactory performance of the Dubins-Savage CS, we do not elaborate upon this extension.

The generalization of the Catoni CI due to Chen et al. [2021] can extend our Theorem 9,

which we detail in [D](#). Our extension comes from the observation that, after changing every “2” into “ $p$ ” in Assumption [2](#), the definition of the Catoni-type influence function, the Catoni supermartingales in Lemma [8](#), as well as the Catoni-style CS in Theorem [9](#), every bit of our framework still holds true *mutatis mutandis*.

### 9.3 Minimality of the Moment Assumptions

We stress here that an upper bound on a  $(1 + \delta)$ -th moment, for example the upper variance bound  $\sigma^2$  in Assumption [2](#), is required to be known. We have seen in Section [9.1](#) and Section [9.2](#) that Assumption [2](#) can be *weakened* in various ways, but is not *eliminated* since another moment bound is introduced.

Such assumptions, strong as they may seem at first sight, are necessitated by the results of [Bahadur and Savage \[1956\]](#), which immediately imply that if no upper bound on a moment is known *a priori*, mean estimation is provably impossible. Indeed, without a known moment bound, even nontrivial tests for whether the mean equals zero do not exist, meaning that all tests have trivial power (since power is bounded by the type-I error), and thus cannot have power going to 1 while the type-I error stays below  $\alpha$ . The lack of power one tests for a point null, thanks to the duality between CIs and families of tests, in turn implies the impossibility of intervals that shrink to zero width. In a similar spirit, one can see that the lower bound of Proposition [1](#) grows to infinity as  $\sigma$  does, indicating that a confidence interval (hence a confidence sequence) must be unboundedly wide when no bound on  $\sigma$  is in place.

### 9.4 Drifting Means

Our three confidence sequences also extend, at least in theory, to the case when Assumption [1](#) is weakened to

$$\forall t \in \mathbb{N}^+, \quad \mathbb{E}[X_t \mid \mathcal{F}_{t-1}] = \mu_t \quad (47)$$

where  $\{\mu_t\}$  is any predictable process. This, in conjunction with Section [9.1](#), implies that our work provides a unified framework for *any*  $L^2$  process  $\{X_t\}$ . Such generalization is done by replacing every occurrence of  $(X_i - \mu)$  in the martingales [\(13\)](#) and supermartingales [\(19\)](#), [\(30\)](#) by  $(X_i - \mu_i)$ . The closed-form Dubins-Savage confidence sequence [\(14\)](#) now tracks the weighted average

$$\mu_t^* = \frac{\sum_{i=1}^t \lambda_i \mu_i}{\sum_{i=1}^t \lambda_i} \quad (48)$$

by  $\mathbb{P}[\forall t \in \mathbb{N}^+, \mu_t^* \in \text{CI}_t^{\text{DS}}] \geq 1 - \alpha$ . While in the case of self-normalized and Catoni-style confidence sequence, a *confidence region*  $\text{CR}_t \subseteq \mathbb{R}^t$  can be solved from the Ville’s inequality at each  $t$ , such that  $\mathbb{P}[\forall t \in \mathbb{N}^+, (\mu_1, \dots, \mu_t) \in \text{CR}_t] \geq 1 - \alpha$ . The exact geometry of such confidence regions shall be of interest for future work.

### 9.5 Sharpening the Confidence Sequences by a Running Intersection

It is easy to verify that if  $\{\text{CI}_t\}$  forms a  $(1 - \alpha)$ -CS for  $\mu$ , so does the sequence of running intersections

$$\widetilde{\text{CI}}_t = \bigcap_{i=1}^t \text{CI}_i, \quad (49)$$

a fact first pointed out by [Darling and Robbins \[1967\]](#). The intersected sequence  $\{\widetilde{\text{CI}}_t\}$  is at least as tight as the original one  $\{\text{CI}_t\}$ , while still enjoying a same level of sequential confidence. However, [Howard et al. \[2021, Section 6\]](#) points out that such practice does not extend to the drifting parameter case, and may suffer from empty interval. We remark that, following the discussion in Section [9.4](#), we can still perform an intersective tightening under drifting means. To

wit, if  $\{\text{CR}_t\}$  is a confidence region sequence satisfying  $\mathbb{P}[\forall t \in \mathbb{N}^+, (\mu_1, \dots, \mu_t) \in \text{CR}_t] \geq 1 - \alpha$ , so is the sequence formed by

$$\widetilde{\text{CR}}_t = \bigcap_{i=1}^t (\text{CR}_i \times \mathbb{R}^{t-i}). \quad (50)$$

## 9.6 One-sided Sequential Hypothesis Testing with Inexact Null

It is clear that our construction of confidence sequences provides a powerful tool to sequentially test the null hypothesis of Assumption 1 against the alternative

$$H_a : \quad \forall t \in \mathbb{N}^+, \mathbb{E}[X_t \mid \mathcal{F}_{t-1}] = \mu_a \neq \mu, \quad (51)$$

viz., we reject Assumption 1 *whenever*  $\mu \notin \text{CI}_t$ .

However, it is common in statistics to consider the following one-sided testing problem:

$$H_0 : \quad \forall t \in \mathbb{N}^+, \mathbb{E}[X_t \mid \mathcal{F}_{t-1}] \leq \mu; \quad (52)$$

$$H_a : \quad \forall t \in \mathbb{N}^+, \mathbb{E}[X_t \mid \mathcal{F}_{t-1}] > \mu. \quad (53)$$

We demonstrate briefly here our invention can easily handle this scenario. Note that one of the Catoni supermartingales,  $\{M_t^{\text{C}}\}$  (30), is still a supermartingale when the weaker assumption  $H_0$  (52) instead of Assumption 1 holds. This implies that the following one-sided intervals  $\{\text{CI}_t^{\text{C}+}\}$  form a  $(1 - \alpha)$ -confidence sequence<sup>4</sup> of  $\mu$ , under any distribution of the null:

$$\text{CI}_t^{\text{C}+} = \left\{ m \in \mathbb{R} : \sum_{i=1}^t \phi(\lambda_i(X_i - m)) \leq \frac{\sigma^2 \sum_{i=1}^t \lambda_i^2}{2} + \log(1/\alpha) \right\} = [\text{lw}(\text{CI}_t^{\text{C}+}), \infty). \quad (54)$$

Hence, the sequential test of rejecting  $H_0$  when  $\text{lw}(\text{CI}_t^{\text{C}+}) > \mu$  attains type I error control within  $\alpha$ .

## 9.7 Tighter Supermartingales

From (72), it is tempting to consider the following supermartingales

$$M_t^{\text{C}*} = \prod_{i=1}^t (1 + \lambda_t(X_i - \mu) + \lambda_t^2(X_i - \mu)^2/2) \cdot \exp(-\lambda_t^2\sigma^2/2), \quad (55)$$

$$N_t^{\text{C}*} = \prod_{i=1}^t (1 - \lambda_t(X_i - \mu) + \lambda_t^2(X_i - \mu)^2/2) \cdot \exp(-\lambda_t^2\sigma^2/2). \quad (56)$$

since  $M_t^{\text{C}} \leq M_t^{\text{C}*}$  and  $N_t^{\text{C}} \leq N_t^{\text{C}*}$ . By Lemma 11 in B, this larger pair of supermartingales  $M_t^{\text{C}*}$  indeed yields a CS even tighter than the Catoni-style CS. However, we remark that the difference between this tighter CS and the Catoni-style CS is small as  $\lambda_t$  decreases; and this tighter CS is computationally infeasible: finding the root of  $M_t^{\text{C}*}, N_t^{\text{C}*} = 2/\alpha$  suffers from non-monotonicity (so that we may not easily find the largest/smallest root which defines the endpoints of the CS) and high sensitivity. However, it is easy to *test* if  $\mu$  is in this tighter CS, i.e. if  $M_t^{\text{C}*}, N_t^{\text{C}*} \leq 2/\alpha$  actually holds. Therefore, we recommend that one use the Catoni supermartingales when constructing a CS, but use (55), (56) when sequentially testing the null Assumption 1.

---

<sup>4</sup>Even though  $\mu$  is no longer a functional of the distribution (but an upper bound thereof), we still call  $\{\text{CI}_t\}$  a  $(1 - \alpha)$ -CS for  $\mu$  if (4) holds.



## 10 Concluding Remarks

In this paper, we present three kinds of confidence sequence for mean estimation of increasing tightness, under an extremely weak assumption that the conditional variance is bounded. The third of these, the Catoni-style confidence sequence, is shown both empirically and theoretically close to the previously known confidence sequences and even confidence intervals that only work under light tails that require the existence of all moments, as well as their decay.

This elegant result bears profound theoretical implications. We now know that the celebrated rate of shrinkage  $\mathcal{O}(t^{-1/2})$  and rate of growth  $\mathcal{O}(\log(1/\alpha))$  of confidence intervals produced by MGF-based concentration inequalities (e.g. Chernoff bound (7)) extend essentially in two directions simultaneously: heavy tail up to the point where only the second moment is required to exist, and sequentialization to the anytime valid regime.

Our work shall also find multiple scenarios of application, many of which are related to multi-armed bandits and reinforcement learning. For example, the best-arm identification problem [Jamieson and Nowak, 2014] in the stochastic bandit literature relies on the construction of confidence sequences, and most previous works typically study the cases of Bernoulli and sub-Gaussian bandits. Given the result of this paper, we may now have a satisfactory solution when heavy-tailed rewards [Bubeck et al., 2013] are to be learned. A similar locus of application is the off-policy evaluation problem [Thomas et al., 2015] in contextual bandits, whose link to confidence sequences was recently established [Karampatziakis et al., 2021]. While Karampatziakis et al. [2021] only considers bounded rewards, our work provides the theoretical tools to handle a far wider range of instances.

Besides the issues of drifting means we mentioned in Section 9.4, the search for an all-encompassing LIL lower bound we mentioned in Section 7, we also expect future work to address the problem of multivariate or matrix extensions. The study by Catoni and Giulini [2017], we speculate, can be a starting point. Finally, the online algorithm for approaching the interval in the Catoni-style CS (32) can also be studied.

## References

- R. R. Bahadur and L. J. Savage. The nonexistence of certain statistical procedures in nonparametric problems. *The Annals of Mathematical Statistics*, 27(4):1115–1122, 1956.
- S. Boucheron, G. Lugosi, and P. Massart. *Concentration inequalities: A nonasymptotic theory of independence*. Oxford University Press, 2013.
- S. Bubeck, N. Cesa-Bianchi, and G. Lugosi. Bandits with heavy tail. *IEEE Transactions on Information Theory*, 59(11):7711–7717, 2013.
- O. Catoni. Challenging the empirical mean and empirical variance: a deviation study. In *Annales de l’IHP Probabilités et statistiques*, volume 48, pages 1148–1185, 2012.
- O. Catoni and I. Giulini. Dimension-free PAC-Bayesian bounds for matrices, vectors, and linear least squares regression. *arXiv preprint arXiv:1712.02747*, 2017.
- P. Chen, X. Jin, X. Li, and L. Xu. A generalized Catoni’s M-estimator under finite  $\alpha$ -th moment assumption with  $\alpha \in (1, 2)$ . *Electronic Journal of Statistics*, 15(2):5523–5544, 2021.
- D. A. Darling and H. Robbins. Confidence sequences for mean, variance, and median. *Proceedings of the National Academy of Sciences of the United States of America*, 58(1):66, 1967.
- B. Delyon. Exponential inequalities for sums of weakly dependent variables. *Electronic Journal of Probability*, 14:752–779, 2009.

- L. E. Dubins and L. J. Savage. A Tchebycheff-like inequality for stochastic processes. *Proceedings of the National Academy of Sciences of the United States of America*, 53(2):274, 1965.
- X. He and G. Wang. Law of the iterated logarithm and invariance principle for M-estimators. *Proceedings of the American Mathematical Society*, 123(2):563–573, 1995.
- S. R. Howard, A. Ramdas, J. McAuliffe, and J. Sekhon. Time-uniform Chernoff bounds via nonnegative supermartingales. *Probability Surveys*, 17:257–317, 2020.
- S. R. Howard, A. Ramdas, J. McAuliffe, and J. Sekhon. Time-uniform, nonparametric, nonasymptotic confidence sequences. *The Annals of Statistics*, 49(2):1055–1080, 2021.
- K. Jamieson and R. Nowak. Best-arm identification algorithms for multi-armed bandits in the fixed confidence setting. In *2014 48th Annual Conference on Information Sciences and Systems (CISS)*, pages 1–6. IEEE, 2014.
- C. Jennison and B. W. Turnbull. Interim analyses: the repeated confidence interval approach. *Journal of the Royal Statistical Society: Series B (Methodological)*, 51(3):305–334, 1989.
- R. Johari, P. Kooten, L. Pekelis, and D. Walsh. Peeking at A/B tests: Why it matters, and what to do about it. In *Proceedings of the 23rd ACM SIGKDD International Conference on Knowledge Discovery and Data Mining*, pages 1517–1525, 2017.
- R. Johari, L. Pekelis, and D. J. Walsh. Always valid inference: Bringing sequential analysis to A/B testing. *Operations Research*, 70(3):1806–1821, 2021.
- N. Karampatziakis, P. Mineiro, and A. Ramdas. Off-policy confidence sequences. In *International Conference on Machine Learning*, pages 5301–5310. PMLR, 2021.
- R. A. Khan.  $L_p$ -version of the Dubins–Savage inequality and some exponential inequalities. *Journal of Theoretical Probability*, 22(2):348, 2009.
- H. Kushner and G. G. Yin. *Stochastic approximation and recursive algorithms and applications*, volume 35. Springer Science & Business Media, 2003.
- G. Lugosi and S. Mendelson. Mean estimation and regression under heavy-tailed distributions: A survey. *Foundations of Computational Mathematics*, 19(5):1145–1190, 2019.
- N. Schreuder, V.-E. Brunel, and A. Dalalyan. A nonasymptotic law of iterated logarithm for general m-estimators. In *International Conference on Artificial Intelligence and Statistics*, pages 1331–1341. PMLR, 2020.
- H. Teicher. On the law of the iterated logarithm. *The Annals of Probability*, pages 714–728, 1974.
- P. Thomas, G. Theocharous, and M. Ghavamzadeh. High-confidence off-policy evaluation. In *Proceedings of the AAAI Conference on Artificial Intelligence*, volume 29, 2015.
- J. Ville. Etude critique de la notion de collectif. *Bull. Amer. Math. Soc.*, 45(11):824, 1939.
- I. Waudby-Smith and A. Ramdas. Estimating means of bounded random variables by betting. *arXiv preprint arXiv:2010.09686*, 2020.

## A Tuning the Coefficients $\{\lambda_t\}$

### A.1 Tuning the Coefficients in the Dubins-Savage Confidence Sequence

Note that when (15) happens, the half-width of the CI at  $t^*$  is

$$\frac{1}{2} |\text{CI}_{t^*}^{\text{DS}}| = \frac{2/\alpha - 1 + \sigma^2 t^* \lambda^{*2}}{t^* \lambda^*} = \frac{2/\alpha - 1}{t^* \lambda^*} + \sigma^2 \lambda^*, \quad (57)$$

which obtains optimal width when

$$\lambda^* = \sqrt{\frac{2/\alpha - 1}{\sigma^2 t^*}}. \quad (58)$$

With the above guidance, in Theorem 2, we take

$$\lambda_t = \sqrt{\frac{2/\alpha - 1}{\sigma^2 t}}. \quad (59)$$

Then, the CS half-width at time  $t$  is

$$\frac{1}{2} |\text{CI}_t^{\text{DS}}| = \frac{2/\alpha - 1 + \sigma^2 \sum_{i=1}^t \frac{2/\alpha - 1}{\sigma^2 i}}{\sum_{i=1}^t \sqrt{\frac{2/\alpha - 1}{\sigma^2 i}}} = \frac{\sqrt{2/\alpha - 1} \sigma (1 + \sum i^{-1})}{\sum i^{-1/2}} \asymp \frac{\sqrt{2/\alpha - 1} \sigma \log t}{\sqrt{t}}. \quad (60)$$

### A.2 Tuning the Coefficients in the Self-normalized Confidence Sequence

Take  $t^*$  as fixed and  $\lambda_1 = \lambda_2 = \dots = \lambda^*$  as constant. Define  $S_\ell = \sum_{i=1}^{t^*} X_i^\ell$ . The middle interval length is now

$$\begin{aligned} & |\text{M}_{t^*}^{\text{SN}}| \\ &= \frac{2t^* \lambda^* - \sqrt{\left(\frac{\lambda^{*2} S_1}{3} - t^* \lambda^*\right)^2 - 4 \frac{t^* \lambda^{*2}}{6} \left(\log(2/\alpha) - \lambda^* S_1 + \frac{\lambda^{*2} (S_2 + 2\sigma^2 t^*)}{6}\right)}}{t^* \frac{\lambda^{*2}}{3}} - \sqrt{\left(\frac{\lambda^{*2} S_1}{3} + t^* \lambda^*\right)^2 - 4 \frac{t^* \lambda^{*2}}{6} \left(\log(2/\alpha) + \lambda^* S_1 + \frac{\lambda^{*2} (S_2 + 2\sigma^2 t^*)}{6}\right)} \\ &= \frac{2t^* - \sqrt{\left(\frac{\lambda^* S_1}{3} - t^*\right)^2 - \frac{2t^*}{3} \left(\log(2/\alpha) - \lambda^* S_1 + \frac{\lambda^{*2} (S_2 + 2\sigma^2 t^*)}{6}\right)}}{t^* \frac{\lambda^*}{3}} - \sqrt{\left(\frac{\lambda^* S_1}{3} + t^*\right)^2 - \frac{2t^*}{3} \left(\log(2/\alpha) + \lambda^* S_1 + \frac{\lambda^{*2} (S_2 + 2\sigma^2 t^*)}{6}\right)} \\ &\approx \frac{\frac{\lambda^{*2} (S_1)^2}{9} - 2t^* \frac{\lambda^* S_1}{3} - \frac{2t^*}{3} \left(\log(2/\alpha) - \lambda^* S_1 + \frac{\lambda^{*2} (S_2 + 2\sigma^2 t^*)}{6}\right)}{2t^*} - \frac{\frac{\lambda^{*2} (S_1)^2}{9} + 2t^* \frac{\lambda^* S_1}{3} - \frac{2t^*}{3} \left(\log(2/\alpha) + \lambda^* S_1 + \frac{\lambda^{*2} (S_2 + 2\sigma^2 t^*)}{6}\right)}{2t^*} \\ &= \frac{\frac{4t^*}{3} \left(\log(2/\alpha) + \frac{\lambda^{*2} (S_2 + 2\sigma^2 t^*)}{6}\right) - \frac{2\lambda^{*2} (S_1)^2}{9}}{\frac{2t^{*2} \lambda^*}{3}} = \frac{\frac{2t^* (S_2 + 2\sigma^2 t^*) - 2(S_1)^2}{9} \lambda^* + \frac{4t^* \log(2/\alpha)}{3} \frac{1}{\lambda^*}}{\frac{2t^{*2}}{3}}, \end{aligned}$$

where we use the approximation  $\sqrt{t^2 + \text{smaller term}} \approx t + \frac{\text{smaller term}}{2t}$ . Examining the final expression, the optimal  $\lambda^*$  is hence taken as

$$\lambda^* \approx \sqrt{\frac{6t^* \log(2/\alpha)}{t^* (S_2 + 2\sigma^2 t^*) - (S_1)^2}}. \quad (61)$$

Since we need  $\lambda_t$  to be  $\mathcal{F}_{t-1}$ -measurable, we replace  $S_2$  and  $S_1$  with  $\sum_{i=1}^{t-1} X_i^2$  and  $\sum_{i=1}^{t-1} X_i$ , but all other occurrences of  $t^*$  with  $t$  in (61) to obtain our predictable sequence  $\{\lambda_t\}$  of choice for Theorem 7,

$$\lambda_t = \sqrt{\frac{6t \log(2/\alpha)}{t(\sum_{i=1}^{t-1} X_i^2 + 2\sigma^2 t) - (\sum_{i=1}^{t-1} X_i)^2}}. \quad (62)$$

## B Omitted Proofs

*Proof of Theorem 2.* We apply Lemma 1 to the two martingales (13) with  $a = (2/\alpha - 1)/b$ . Then we have,

$$\mathbb{P} \left[ \forall t \in \mathbb{N}^+, \sum_{i=1}^t \lambda_i (X_i - \mu) \leq \frac{2/\alpha - 1}{b} + b \sum_{i=1}^t \lambda_i^2 \mathbb{E}[(X_i - \mu)^2 | \mathcal{F}_{i-1}] \right] \geq 1 - \frac{\alpha}{2}; \quad (63)$$

$$\mathbb{P} \left[ \forall t \in \mathbb{N}^+, -\sum_{i=1}^t \lambda_i (X_i - \mu) \leq \frac{2/\alpha - 1}{b} + b \sum_{i=1}^t \lambda_i^2 \mathbb{E}[(X_i - \mu)^2 | \mathcal{F}_{i-1}] \right] \geq 1 - \frac{\alpha}{2}. \quad (64)$$

Using Assumption 2, we then have,

$$\mathbb{P} \left[ \forall t \in \mathbb{N}^+, \sum_{i=1}^t \lambda_i (X_i - \mu) \leq \frac{2/\alpha - 1}{b} + b\sigma^2 \sum_{i=1}^t \lambda_i^2 \right] \geq 1 - \frac{\alpha}{2}; \quad (65)$$

$$\mathbb{P} \left[ \forall t \in \mathbb{N}^+, -\sum_{i=1}^t \lambda_i (X_i - \mu) \leq \frac{2/\alpha - 1}{b} + b\sigma^2 \sum_{i=1}^t \lambda_i^2 \right] \geq 1 - \frac{\alpha}{2}. \quad (66)$$

We remark here that the parameter  $b$  in the inequalities above is actually redundant and can be eliminated (i.e., take  $b = 1$ ), since tuning  $b$  is equivalent to tuning the coefficients  $\lambda_i$ . To wit, multiplying  $b$  by a constant  $\lambda_0$  results in the same inequalities as dividing *each*  $\lambda_i$  by  $\lambda_0$ .

Putting  $b = 1$  in the inequalities above and taking a union bound, we immediately arrive at the result.  $\square$

*Proof of Lemma 5.* It is known (see Delyon [2009, Proposition 12]) that  $\exp(x - x^2/6) \leq 1 + x + x^2/3$  for all  $x \in \mathbb{R}$ . Therefore,

$$\begin{aligned} & \mathbb{E} \left[ \exp \left( \lambda_t (X_t - \mu) - \frac{\lambda_t^2 ((X_t - \mu)^2 + 2\sigma^2)}{6} \right) \middle| \mathcal{F}_{t-1} \right] \\ &= \mathbb{E} \left[ \exp \left( \lambda_t (X_t - \mu) - \frac{\lambda_t^2 (X_t - \mu)^2}{6} \right) \middle| \mathcal{F}_{t-1} \right] \cdot \exp \left( -\frac{\lambda_t^2 \sigma^2}{3} \right) \\ &\leq \mathbb{E} \left[ 1 + \lambda_t (X_t - \mu) + \frac{\lambda_t^2}{3} (X_t - \mu)^2 \middle| \mathcal{F}_{t-1} \right] \cdot \exp \left( -\frac{\lambda_t^2 \sigma^2}{3} \right) \\ &\leq \left( 1 + \frac{\lambda_t^2 \sigma^2}{3} \right) \cdot \exp \left( -\frac{\lambda_t^2 \sigma^2}{3} \right) \leq 1. \end{aligned}$$

It immediately follows from Lemma 3 that  $\{M_t^{\text{SN}}\}$  is a nonnegative supermartingale.  $\square$

*Proof of Lemma 6.* Applying Ville's inequality (18) on the nonnegative supermartingale (19), we have that

$$\mathbb{P} \left[ \forall t \in \mathbb{N}^+, \sum_{i=1}^t \left( \lambda_i (X_i - \mu) - \frac{\lambda_i^2 ((X_i - \mu)^2 + 2\sigma^2)}{6} \right) \leq \log(2/\alpha) \right] \geq 1 - \frac{\alpha}{2}. \quad (67)$$

Solving  $\mu$  from the quadratic inequality

$$\sum_{i=1}^t \left( \lambda_i (X_i - \mu) - \frac{\lambda_i^2 ((X_i - \mu)^2 + 2\sigma^2)}{6} \right) > \log(2/\alpha) \quad (68)$$

yields the interval (each  $\sum$  standing for  $\sum_{i=1}^t$ )

$$\left[ \frac{\left( \frac{\sum \lambda_i^2 X_i}{3} - \sum \lambda_i \right) \pm \sqrt{\left( \frac{\sum \lambda_i^2 X_i}{3} - \sum \lambda_i \right)^2 - 4 \frac{\sum \lambda_i^2}{6} \left( \log(2/\alpha) - \sum \lambda_i X_i + \frac{\sum \lambda_i^2 (X_i^2 + 2\sigma^2)}{6} \right)}}{\frac{\sum \lambda_i^2}{3}}, \right] \quad (69)$$

which then forms a  $(1 - \alpha/2)$ -anticonfidence sequence for  $\mu$ , the  $\text{aCI}_t^{\text{SN}+}$  at issue. Another  $(1 - \alpha/2)$ -anticonfidence sequence,  $\text{aCI}_t^{\text{SN}-}$ , can be formed by replacing each  $\lambda_t$  with  $-\lambda_t$ ,

$$\left[ \frac{\left( \frac{\sum \lambda_i^2 X_i}{3} + \sum \lambda_i \right) \pm \sqrt{\left( \frac{\sum \lambda_i^2 X_i}{3} + \sum \lambda_i \right)^2 - 4 \frac{\sum \lambda_i^2}{6} \left( \log(2/\alpha) + \sum \lambda_i X_i + \frac{\sum \lambda_i^2 (X_i^2 + 2\sigma^2)}{6} \right)}}{\frac{\sum \lambda_i^2}{3}} \right]. \quad (70)$$

□

*Proof of Lemma 8.* We observe that

$$\mathbb{E} \left[ \exp \left( \pm \phi(\lambda_t(X_t - \mu)) - \lambda_t^2 \sigma^2 / 2 \right) \middle| \mathcal{F}_{t-1} \right] \quad (71)$$

$$\leq \mathbb{E} \left[ 1 \pm \lambda_t(X_t - \mu) + \lambda_t^2 (X_t - \mu)^2 / 2 \middle| \mathcal{F}_{t-1} \right] \cdot \exp \left( -\lambda_t^2 \sigma^2 / 2 \right) \quad (72)$$

$$\leq (1 + \lambda_t^2 \sigma^2 / 2) \exp(-\lambda_t^2 \sigma^2 / 2) \leq 1. \quad (73)$$

Hence  $\{M_t^C\}$  and  $\{N_t^C\}$  are both nonnegative supermartingales by Lemma 3. □

*Proof of Theorem 10.* We define  $f_t(m)$  to be the random function

$$f_t(m) = \sum_{i=1}^t \phi(\lambda_i(X_i - m)) \quad (74)$$

in (32), which is always strictly decreasing in  $m$ . First, for all  $m \in \mathbb{R}$ , let

$$M_t(m) = \prod_{i=1}^t \exp \left( \phi(\lambda_i(X_i - m)) - \lambda_i(\mu - m) - \frac{\lambda_i^2}{2}(\sigma^2 + (\mu - m)^2) \right). \quad (75)$$

Let  $v_t = \mathbb{E}[(X_t - \mu)^2 | \mathcal{F}_{t-1}]$ . Note that

$$\begin{aligned} & \mathbb{E} \left[ \exp \left( \phi(\lambda_t(X_t - m)) - \lambda_t(\mu - m) - \frac{\lambda_t^2}{2}(\sigma^2 + (\mu - m)^2) \right) \middle| \mathcal{F}_{t-1} \right] \\ &= \mathbb{E} [\exp(\phi(\lambda_t(X_t - m))) | \mathcal{F}_{t-1}] \exp \left( -\lambda_t(\mu - m) - \frac{\lambda_t^2}{2}(\sigma^2 + (\mu - m)^2) \right) \\ &\leq \mathbb{E} \left[ 1 + \lambda_t(X_t - m) + \frac{\lambda_t^2}{2}(X_t - m)^2 \middle| \mathcal{F}_{t-1} \right] \exp \left( -\lambda_t(\mu - m) - \frac{\lambda_t^2}{2}(\sigma^2 + (\mu - m)^2) \right) \\ &= \left( 1 + \lambda_t(\mu - m) + \frac{\lambda_t^2}{2}(v_t + (\mu - m)^2) \right) \exp \left( -\lambda_t(\mu - m) - \frac{\lambda_t^2}{2}(\sigma^2 + (\mu - m)^2) \right) \\ &\leq \left( 1 + \lambda_t(\mu - m) + \frac{\lambda_t^2}{2}(\sigma^2 + (\mu - m)^2) \right) \exp \left( -\lambda_t(\mu - m) - \frac{\lambda_t^2}{2}(\sigma^2 + (\mu - m)^2) \right) \\ &\leq 1. \end{aligned}$$

Hence, again due to Lemma 3,  $\{M_t(m)\}$  is a nonnegative supermartingale. Note that  $\{M_t(\mu)\}$  is just the Catoni supermartingale  $\{M_t^C\}$  defined in (30). We hence have  $\mathbb{E}M_t(m) \leq 1$ ; that is,

$$\mathbb{E} \exp(f_t(m)) \leq \exp \left( \sum_{i=1}^t \left( \lambda_i(\mu - m) + \frac{\lambda_i^2}{2}(\sigma^2 + (\mu - m)^2) \right) \right). \quad (76)$$

Similarly, define  $N_t(m) = \prod_{i=1}^t \exp \left( -\phi(\lambda_i(X_i - m)) + \lambda_i(\mu - m) - \frac{\lambda_i^2}{2}(\sigma^2 + (\mu - m)^2) \right)$  and it will also be a nonnegative supermartingale for all  $m \in \mathbb{R}$ , with

$$\mathbb{E} \exp(-f_t(m)) \leq \exp \left( \sum_{i=1}^t \left( -\lambda_i(\mu - m) + \frac{\lambda_i^2}{2}(\sigma^2 + (\mu - m)^2) \right) \right). \quad (77)$$

Define the functions

$$B_t^+(m) = \sum_{i=1}^t \left( \lambda_i(\mu - m) + \frac{\lambda_i^2}{2}(\sigma^2 + (\mu - m)^2) \right) + \log(2/\varepsilon) \quad (78)$$

$$= \sum_{i=1}^t \frac{\lambda_i^2}{2}(m - \mu)^2 - \sum_{i=1}^t \lambda_i(m - \mu) + \sum_{i=1}^t \frac{\lambda_i^2 \sigma^2}{2} + \log(2/\varepsilon); \quad (79)$$

$$B_t^-(m) = \sum_{i=1}^t \left( \lambda_i(\mu - m) - \frac{\lambda_i^2}{2}(\sigma^2 + (\mu - m)^2) \right) - \log(2/\varepsilon) \quad (80)$$

$$= - \sum_{i=1}^t \frac{\lambda_i^2}{2}(m - \mu)^2 - \sum_{i=1}^t \lambda_i(m - \mu) - \sum_{i=1}^t \frac{\lambda_i^2 \sigma^2}{2} - \log(2/\varepsilon). \quad (81)$$

By Markov's inequality,

$$\forall m \in \mathbb{R}, \mathbb{P}[f_t(m) \leq B_t^+(m)] \geq 1 - \varepsilon/2, \quad (82)$$

$$\forall m \in \mathbb{R}, \mathbb{P}[f_t(m) \geq B_t^-(m)] \geq 1 - \varepsilon/2. \quad (83)$$

Let us now consider the equation

$$B_t^+(m) = - \sum_{i=1}^t \frac{\lambda_i^2 \sigma^2}{2} - \log(2/\alpha), \quad (84)$$

which, by rearrangement, can be written as (each  $\sum$  standing for  $\sum_{i=1}^t$ )

$$\left( \sum \lambda_i^2/2 \right) (m - \mu)^2 - \left( \sum \lambda_i \right) (m - \mu) + \left( \sum \lambda_i^2 \sigma^2 + \log(2/\varepsilon) + \log(2/\alpha) \right) = 0. \quad (85)$$

As a quadratic equation, it has solutions if and only if

$$\left( \sum \lambda_i \right)^2 - 4 \left( \sum \lambda_i^2/2 \right) \left( \sum \lambda_i^2 \sigma^2 + \log(2/\varepsilon) + \log(2/\alpha) \right) \geq 0, \quad (86)$$

which is just the condition (34). Let  $m = \pi_t$  be the smaller solution of (84). Since  $\{\lambda_t\}$  is assumed to be non-random, the quantity  $\pi_t$  is also non-random. Then, we can put  $m = \pi_t$  into (82),

$$\mathbb{P} \left[ f_t(\pi_t) \leq - \sum_{i=1}^t \frac{\lambda_i^2 \sigma^2}{2} - \log(2/\alpha) \right] \geq 1 - \varepsilon/2. \quad (87)$$

Note that  $f_t(\text{up}(\text{CI}_t^C)) = - \sum_{i=1}^t \frac{\lambda_i^2 \sigma^2}{2} - \log(2/\alpha)$ . Hence

$$\mathbb{P}[f_t(\pi_t) \leq f_t(\text{up}(\text{CI}_t^C))] \geq 1 - \varepsilon/2, \quad (88)$$

which indicates that

$$\mathbb{P}[\text{up}(\text{CI}_t^C) \leq \pi_t] \geq 1 - \varepsilon/2. \quad (89)$$

Now notice that

$$\pi_t = \mu + \frac{\sum \lambda_i - \sqrt{(\sum \lambda_i)^2 - 4(\sum \lambda_i^2/2)(\sum \lambda_i^2 \sigma^2 + \log(2/\varepsilon) + \log(2/\alpha))}}{2 \sum \lambda_i^2/2} \quad (90)$$

$$= \mu + \frac{\sum \lambda_i - (\sum \lambda_i) \sqrt{1 - \frac{4(\sum \lambda_i^2/2)(\sum \lambda_i^2 \sigma^2 + \log(2/\varepsilon) + \log(2/\alpha))}{(\sum \lambda_i)^2}}}{2 \sum \lambda_i^2/2} \quad (91)$$

$$\leq \mu + \frac{\sum \lambda_i - (\sum \lambda_i) \left(1 - \frac{4(\sum \lambda_i^2/2)(\sum \lambda_i^2 \sigma^2 + \log(2/\varepsilon) + \log(2/\alpha))}{(\sum \lambda_i)^2}\right)}{2 \sum \lambda_i^2/2} \quad (92)$$

$$= \mu + \frac{2(\sum \lambda_i^2 \sigma^2 + \log(2/\varepsilon) + \log(2/\alpha))}{\sum \lambda_i}. \quad (93)$$

Combining (89) and (93) gives us the one-sided concentration

$$\mathbb{P} \left[ \text{up}(\text{CI}_t^{\text{C}}) \leq \mu + \frac{2(\sum \lambda_i^2 \sigma^2 + \log(2/\varepsilon) + \log(2/\alpha))}{\sum \lambda_i} \right] \geq 1 - \varepsilon/2. \quad (94)$$

Now, let  $\rho_t$  be the larger solution of

$$B_t^-(m) = \sum_{i=1}^t \frac{\lambda_i^2 \sigma^2}{2} + \log(2/\alpha). \quad (95)$$

A similar analysis yields

$$\mathbb{P}[\text{lw}(\text{CI}_t^{\text{C}}) \geq \rho_t] \geq 1 - \varepsilon/2, \quad (96)$$

and

$$\rho_t = \mu + \frac{-\sum \lambda_i + \sqrt{(\sum \lambda_i)^2 - 4(\sum \lambda_i^2/2)(\sum \lambda_i^2 \sigma^2 + \log(2/\varepsilon) + \log(2/\alpha))}}{2 \sum \lambda_i^2/2} \quad (97)$$

$$\geq \mu - \frac{2(\sum \lambda_i^2 \sigma^2 + \log(2/\varepsilon) + \log(2/\alpha))}{\sum \lambda_i}. \quad (98)$$

Hence we have the other one-sided concentration

$$\mathbb{P} \left[ \text{lw}(\text{CI}_t^{\text{C}}) \geq \mu - \frac{2(\sum \lambda_i^2 \sigma^2 + \log(2/\varepsilon) + \log(2/\alpha))}{\sum \lambda_i} \right] \geq 1 - \varepsilon/2. \quad (99)$$

Hence, a union bound on (94) and (99) gives rise to the concentration on the interval width we desire,

$$\mathbb{P} \left[ \text{up}(\text{CI}_t^{\text{C}}) - \text{lw}(\text{CI}_t^{\text{C}}) \leq \frac{4(\sum \lambda_i^2 \sigma^2 + \log(2/\varepsilon) + \log(2/\alpha))}{\sum \lambda_i} \right] \geq 1 - \varepsilon. \quad (100)$$

This concludes the proof.  $\square$

Before we prove Corollary 10.2, we review the technique of stitching as appeared in Howard et al. [2021, Section 3.1]. Let  $\{Y_t\}$  be an i.i.d. sequence of random variable of mean  $\mu$  and subGaussian with variance factor 1. Then, for any  $\lambda \in \mathbb{R}$ , the following process is a nonnegative supermartingale,

$$\exp \{ \Lambda(Y_1 + \dots + Y_t - t\mu) - \Lambda^2 t/2 \}, \quad (101)$$

which, in conjunction with Ville's inequality, yields the following “linear boundary” confidence sequence,

$$\text{CI}_t^{\text{lin}}(\Lambda, \alpha) = \left[ \hat{\mu}_t \pm \frac{t\Lambda^2/2 + \log(2/\alpha)}{t\Lambda} \right]. \quad (102)$$

The idea of Howard et al. [2021] is to divide  $\alpha = \sum_{j=0}^{\infty} \alpha_j$ , take some sequences  $\{\Lambda_j\}$  and  $\{t_j\}$  ( $t_0 = 1$ ), and consider the following CS:

$$\text{CI}_t^{\text{stch}} = \text{CI}_t^{\text{lin}}(\Lambda_j, \alpha_j), \quad \text{when } t_j \leq t < t_{j+1}, \quad (103)$$

which is indeed a  $(1 - \alpha)$ -CS due to union bound. Howard et al. [2021] shows that using *geometrically spaced* epochs  $\{t_j\}$ , the lower bound  $\sqrt{\log \log 2t/t}$  of the law of the iterated logarithm can be matched.



**Proposition 3** (Theorem 1 and Equation (11) of Howard et al. [2021]). Let  $t_j = 2^j$ ,  $\alpha_j = \frac{\alpha/(j+1)^{1.4}}{\sum_{m=1}^{\infty} 1/m^{1.4}}$ , and  $\Lambda_j = \sqrt{\log(2/\alpha_j)2^{1/2-j}}$ . Then,

$$\frac{t\Lambda_j^2/2 + \log(2/\alpha_j)}{t\Lambda_j} \leq 1.7\sqrt{\frac{\log \log 2t + 0.72 \log(10.4/\alpha)}{t}}, \quad \text{when } t_j \leq t < t_{j+1}. \quad (104)$$

This implies that the stitched CS (103) enjoys the following closed-form expression,

$$\text{CI}_t^{\text{stch}} \subseteq \left[ \hat{\mu}_t \pm 1.7\sqrt{\frac{\log \log 2t + 0.72 \log(10.4/\alpha)}{t}} \right]. \quad (105)$$

The same ingredient of stitching leads to our Corollary 10.2.

*Proof of Corollary 10.2.* Applying Theorem 10, (94) and (99) to the case where  $\lambda_t = \Lambda$ , we see that as long as

$$\left(\frac{1}{2} - \Lambda^2\right)t \geq \log(2/\varepsilon) + \log(2/\alpha), \quad (106)$$

we have that

$$\text{CI}_t^{\text{C}}(\Lambda, \alpha) \subseteq \left[ \mu \pm \frac{2(t\Lambda^2 + \log(2/\alpha) + \log(2/\varepsilon))}{t\Lambda} \right] \quad \text{with probability at least } 1 - \varepsilon. \quad (107)$$

Using the same  $t_j = 2^j$ ,  $\alpha_j = \frac{\alpha/(j+1)^{1.4}}{\sum_{m=1}^{\infty} 1/m^{1.4}}$ , and  $\Lambda_j = \sqrt{\log(2/\alpha_j)2^{1/2-j}}$  as Proposition 3, we see that (taking  $\varepsilon = \alpha_0$ )

$$\frac{2(t\Lambda_j^2 + \log(2/\alpha_j) + \log(2/\varepsilon))}{t\Lambda_j} \leq \frac{4(t\Lambda_j^2/2 + \log(2/\alpha_j))}{t\Lambda_j} \leq 6.8\sqrt{\frac{\log \log 2t + 0.72 \log(10.4/\alpha)}{t}} \quad (108)$$

when  $t_j \leq t < t_{j+1}$ .

Further, we see that

$$\left(\frac{1}{2} - \Lambda_j^2\right)t_j \geq \log(2/\varepsilon) + \log(2/\alpha_j) \quad (109)$$

holds as long as  $2^j > \text{polylog}(1/\alpha)$ . Hence (106) is met when  $t > \text{polylog}(1/\alpha)$ . Combining all above we arrive at the desired conclusion.  $\square$

**Lemma 11.** Let  $\{R_t^m\}$  and  $\{S_t^m\}$  be two families of nonnegative adapted processes indexed by  $m \in \mathbb{R}$ , among which  $\{R_t^\mu\}$  and  $\{S_t^\mu\}$  are supermartingales with  $R_0^\mu = S_0^\mu = 1$ . If almost surely for any  $m \in \mathbb{R}$ ,  $R_t^m \geq S_t^m$ , then the  $(1 - \alpha)$ -CSs

$$\text{CI}_{R,t} = \{m : R_t^m \leq 1/\alpha\}, \quad \text{CI}_{S,t} = \{m : S_t^m \leq 1/\alpha\} \quad (110)$$

satisfy

$$\text{CI}_{R,t} \subseteq \text{CI}_{S,t} \quad \text{a.s.} \quad (111)$$

*Proof of Proposition 1.* Let  $\hat{\theta}_t = \frac{\text{lw}_t + \text{up}_t}{2}$  and  $r_t = \frac{w_{Q,\varepsilon}}{2}$ . Due to union bound, for any  $Q \in \mathcal{Q}_{\sigma^2}$ ,

$$\mathbb{P}_{\{X_i\} \sim Q} \left[ \hat{\theta}_t \leq \mu_Q - r_t \right] \leq \frac{\alpha}{2} + \varepsilon, \quad \mathbb{P}_{\{X_i\} \sim Q} \left[ \hat{\theta}_t \geq \mu_Q + r_t \right] \leq \frac{\alpha}{2} + \varepsilon. \quad (112)$$

Now by Catoni [2012, Proposition 6.1] (note that  $r_t$  here is a data-independent constant), there exists  $\mu_0 \in \mathbb{R}$  such that when  $X_i \stackrel{\text{iid}}{\sim} \mathcal{N}(\mu_0, \sigma^2)$ ,

$$\mathbb{P} \left[ \hat{\theta}_t \geq \mu_0 + r_t \right] \geq \mathbb{P} [\hat{\mu}_t \geq \mu_0 + r_t], \text{ or } \mathbb{P} \left[ \hat{\theta}_t \leq \mu_0 - r_t \right] \geq \mathbb{P} [\hat{\mu}_t \leq \mu_0 - r_t]. \quad (113)$$

Without loss of generality suppose the latter holds. Surely  $\mathcal{N}(\mu_0, \sigma^2)^{\otimes \mathbb{N}^+} \in \mathcal{Q}_{\sigma^2}$ . We see that

$$\frac{\alpha}{2} + \varepsilon \geq \mathbb{P} \left[ \hat{\theta}_t \leq \mu_0 - r_t \right] \geq \mathbb{P} [\hat{\mu}_t \leq \mu_0 - r_t], \quad (114)$$

indicating that

$$r_t \geq \frac{\sigma}{\sqrt{t}} \Phi^{-1}(1 - \alpha/2 - \varepsilon). \quad (115)$$

This shows that

$$w_t^{\mathcal{N}(\mu_0, \sigma^2)^{\otimes \mathbb{N}^+}, \varepsilon} \geq \frac{2\sigma}{\sqrt{t}} \Phi^{-1}(1 - \alpha/2 - \varepsilon) \quad (116)$$

holds for *any* tail-symmetric CI, which clearly implies the minimax lower bound.  $\square$

*Proof of Proposition 2.* By the law of the iterated logarithm,

$$\limsup_{t \rightarrow \infty} \frac{|\hat{\mu}_t - \mu|}{\sigma} \sqrt{\frac{t}{2 \log \log t}} = 1, \text{ almost surely.} \quad (117)$$

With probability at least  $1 - \alpha$ ,  $\hat{\mu}_t, \mu \in \text{CI}_t$  for every  $t$ , which implies that  $|\text{CI}_t| \geq |\hat{\mu}_t - \mu|$  for every  $t$ . Hence, with probability at least  $1 - \alpha$ ,

$$\limsup_{t \rightarrow \infty} \frac{|\text{CI}_t|}{\sigma} \sqrt{\frac{t}{2 \log \log t}} \geq 1. \quad (118)$$

$\square$

*Proof of Lemma 11.* First, by Ville's inequality (18) we see that  $\{\text{CI}_{R,t}\}$  and  $\{\text{CI}_{S,t}\}$  are indeed confidence sequences for  $\mu$ . Then, almost surely, for all  $m \in \text{CI}_{R,t}$ ,

$$S_t^m \leq R_t^m \leq 1/\alpha, \quad (119)$$

which implies that  $m \in \text{CI}_{S,t}$ . Hence almost surely  $\text{CI}_{R,t} \subseteq \text{CI}_{S,t}$ .  $\square$

## C Extension to Heteroscedastic Data

Suppose in this section that instead of Assumption 2, the following assumption holds.

**Assumption 3.** *The process is conditionally square-integrable with an upper bound, known a priori, on the conditional variance:*

$$\forall t \in \mathbb{N}^+, \quad \mathbb{E}[(X_t - \mu)^2 \mid \mathcal{F}_{t-1}] \leq \sigma_t^2, \quad (120)$$

where  $\{\sigma_t\}_{t \in \mathbb{N}^+}$  is a predictable, nonnegative process.

We can easily generalize Theorem 2 as follow<sup>5</sup>.

**Theorem 12** (Dubins-Savage confidence sequence). *The following intervals  $\{\text{CI}_t^{\text{DS}}\}$ , under Assumption 1 and Assumption 3, form a  $(1 - \alpha)$ -confidence sequence of  $\mu$ :*

$$\text{CI}_t^{\text{DS}'} = \left[ \frac{\sum \lambda_i X_i \pm (2/\alpha - 1 + \sum \lambda_i^2 \sigma_i^2)}{\sum \lambda_i} \right]. \quad (121)$$

---

<sup>5</sup>We develop this section without any proof since all theorems here can be easily deduced by modifying previously proved counterparts, changing every application of  $\mathbb{E}[(X_t - \mu)^2 \mid \mathcal{F}_{t-1}] \leq \sigma^2$  into  $\mathbb{E}[(X_t - \mu)^2 \mid \mathcal{F}_{t-1}] \leq \sigma_t^2$ .

If we consider the simple case of deterministic polynomial growth  $\sigma_t = \tilde{\Theta}(t^\gamma)$ , we see that matching the growth of  $\{\sigma_t\}$  with  $\{\lambda_t\}$  via setting  $\lambda_t = \tilde{\Theta}(t^{-\gamma-1/2})$  can result in the best possible asymptotic shrinkage rate

$$|\text{CI}_t^{\text{PS}'}| = \tilde{\Theta}(t^{\gamma-1/2}), \quad (122)$$

which is indeed a “shrinkage” if  $\gamma < 1/2$ .

Similarly, Theorem 7 can be reformulated in the following way.

**Theorem 13** (Self-normalized confidence sequence). *We define the intervals  $\text{aCI}_t^{\text{SN}+'}$  to be*

$$\text{aCI}_t^{\text{SN}+'} = \left[ \frac{(U_t^+) \pm \sqrt{(U_t^+)^2 - \frac{2\sum \lambda_i^2}{3} \left( \log(2/\alpha) - \sum \lambda_i X_i + \frac{\sum \lambda_i^2 X_i^2 + 2\sum \lambda_i^2 \sigma_i^2}{6} \right)}}{\frac{\sum \lambda_i^2}{3}} \right]; \quad (123)$$

$$\text{aCI}_t^{\text{SN}-'} = \left[ \frac{(U_t^-) \pm \sqrt{(U_t^-)^2 - \frac{2\sum \lambda_i^2}{3} \left( \log(2/\alpha) + \sum \lambda_i X_i + \frac{\sum \lambda_i^2 X_i^2 + 2\sum \lambda_i^2 \sigma_i^2}{6} \right)}}{\frac{\sum \lambda_i^2}{3}} \right]. \quad (124)$$

( $U_t^\pm$  are defined back in (20).) Then, setting  $\text{CI}_t^{\text{SN}'} = \mathbb{R} \setminus (\text{aCI}_t^{\text{SN}+'} \cup \text{aCI}_t^{\text{SN}-'})$ , we have that  $\{\text{CI}_t^{\text{SN}'}\}$  forms a  $1 - \alpha$  confidence sequence for  $\mu$ , under Assumption 1 and Assumption 3.

Along the same line can Theorem 9 be written under Assumption 3.

**Theorem 14** (Catoni-style confidence sequence). *Let  $\phi$  be a Catoni-type influence function. Under Assumption 1 and Assumption 3, the following random intervals  $\{\text{CI}_t^{\text{C}'}\}$  form a  $(1 - \alpha)$ -confidence sequence of  $\mu$ .*

$$\text{CI}_t^{\text{C}'} = \left\{ m \in \mathbb{R} : -\frac{\sum_{i=1}^t \lambda_i^2 \sigma_i^2}{2} - \log(2/\alpha) \leq \sum_{i=1}^t \phi(\lambda_i(X_i - m)) \leq \frac{\sum_{i=1}^t \lambda_i^2 \sigma_i^2}{2} + \log(2/\alpha) \right\}. \quad (125)$$

A tightness analysis akin to Theorem 10 yields the following result on the concentration of  $|\text{CI}_t^{\text{C}'}|$ .

**Theorem 15.** *Suppose the coefficients  $\{\lambda_t\}_{t \in \mathbb{N}^+}$ , the conditional variance upper bounds  $\{\sigma_t\}_{t \in \mathbb{N}^+}$  are nonrandom and let  $0 < \varepsilon < 1$ . Suppose further that*

$$\left( \sum_{i=1}^t \lambda_i \right)^2 - 2 \left( \sum_{i=1}^t \lambda_i^2 \right) \left( \sum_{i=1}^t \lambda_i^2 \sigma_i^2 + \log(2/\varepsilon) + \log(2/\alpha) \right) \geq 0. \quad (126)$$

Then, with probability at least  $1 - \varepsilon$ ,

$$|\text{CI}_t^{\text{C}'}| \leq \frac{4(\sum_{i=1}^t \lambda_i^2 \sigma_i^2 + \log(2/\varepsilon) + \log(2/\alpha))}{\sum_{i=1}^t \lambda_i}. \quad (127)$$

We again consider the growth  $\sigma_t = \tilde{\Theta}(t^\gamma)$ , matching it with  $\lambda_t = \tilde{\Theta}(t^{-1/2-\gamma})$ . We see again that the condition (126) is met when  $t$  is large, leading to the following qualitative version.

**Corollary 15.1.** *Suppose  $\sigma_t = \tilde{\Theta}(t^\gamma)$  and  $\lambda_t = \tilde{\Theta}(t^{-1/2-\gamma})$  are both nonrandom,  $0 \leq \gamma < 1/2$ . If  $t > \text{polylog}(1/\varepsilon, 1/\alpha)$ , with probability at least  $1 - \varepsilon$ ,*

$$|\text{CI}_t^{\text{C}'}| \leq \tilde{\mathcal{O}}(t^{\gamma-1/2}(\log(1/\varepsilon) + \log(1/\alpha))). \quad (128)$$

## D Catoni-style CS under Infinite Variance

We finally present an extension to data with infinite variance, and the following approach is inspired by the work [Chen et al. \[2021\]](#) which generalizes Catoni's CI into the setting where only a lower moment exists while variance can be infinite. In what follows,  $p$  is a constant such that  $1 < p \leq 2$ , and the case  $p = 2$  matches exactly our previous discussion under finite variance assumption.

Instead of Assumption 2, we now assume,

**Assumption 4.** *The process is conditionally  $L^p$  with an upper bound, known a priori, on the conditional central  $p$ -th moment:*

$$\forall t \in \mathbb{N}^+, \quad \mathbb{E}[|X_t - \mu|^p \mid \mathcal{F}_{t-1}] \leq v_t \quad (129)$$

where  $\{v_t\}$  is a predictable, nonnegative process.

We say that  $\phi : \mathbb{R} \rightarrow \mathbb{R}$  is a  $p$ -Catoni-type influence function, if it is increasing and  $-\log(1 - x + |x|^p/p) \leq \phi(x) \leq \log(1 + x + |x|^p/p)$ . A simple example is

$$\phi(x) = \begin{cases} \log(1 + x + x^p/p), & x \geq 0; \\ -\log(1 - x + (-x)^p/p), & x < 0. \end{cases} \quad (130)$$

**Lemma 16** ( $p$ -Catoni supermartingales). *Let  $\phi$  be a  $p$ -Catoni-type influence function. Under Assumption 1 and Assumption 4, the following processes are nonnegative supermartingales:*

$$M_t^{\text{CP}} = \prod_{i=1}^t \exp(\phi(\lambda_i(X_i - \mu)) - \lambda_i^p v_i/p); \quad (131)$$

$$N_t^{\text{CP}} = \prod_{i=1}^t \exp(-\phi(\lambda_i(X_i - \mu)) - \lambda_i^p v_i/p). \quad (132)$$

The proof is straightforwardly analogous to the one of Lemma 8. The corresponding CS can be easily expressed akin to Theorem 9.

**Theorem 17** ( $p$ -Catoni-style confidence sequence). *Let  $\phi$  be a  $p$ -Catoni-type influence function. Under Assumption 1 and Assumption 4, the following intervals  $\{\text{CI}_t^{\text{CP}}\}$  form a  $(1 - \alpha)$ -confidence sequence of  $\mu$ :*

$$\text{CI}_t^{\text{CP}} = \left\{ m \in \mathbb{R} : -\frac{\sum_{i=1}^t v_i \lambda_i^p}{p} - \log(2/\alpha) \leq \sum_{i=1}^t \phi(\lambda_i(X_i - m)) \leq \frac{\sum_{i=1}^t v_i \lambda_i^p}{p} + \log(2/\alpha) \right\}. \quad (133)$$

As is pointed out by [Chen et al. \[2021\]](#), assuming that  $v_t = v$  for all  $t$  (i.e. the uniform bound case, akin to Assumption 2), the asymptotically optimal choice for the rate of decrease of  $\{\lambda_t\}$ , when working with this  $L^p$  set-up, would be  $\lambda_t \asymp t^{-1/p}$ . Specifically, in [Chen et al. \[2021, Proof of Theorem 2.6\]](#), the authors recommend the tuning

$$\lambda_t = \frac{1}{2} \left( \frac{2p \log(2/\alpha)}{tv} \right)^{1/p} \quad (134)$$

to optimize their CI. We adopt exactly the same tuning (134) in our experiment, shown in Figure 6, with i.i.d, infinite variance Pareto data.

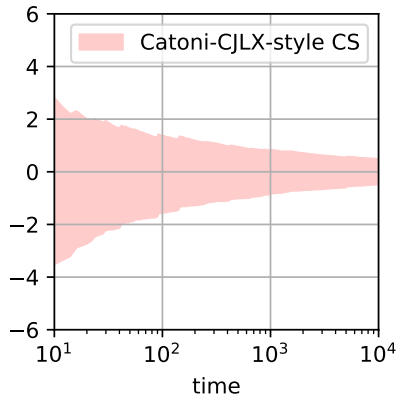


Figure 6:  $p$ -Catoni-style ( $p = 1.5$ ) confidence sequence  $\{CI_t^{C^p}\}$  under  $X_t \stackrel{\text{i.i.d.}}{\sim} \text{Pareto}(1.8)$  (recentered to  $\mu = 0$ ),  $v = 5$ , and  $\alpha = 0.05$ . The sequence  $\{\lambda_t\}$  follows (134).