

# Auto-ABSA: Automatic Detection of Aspects in Aspect-Based Sentiment Analysis

Teng Wang [wt0318@outlook.com](mailto:wt0318@outlook.com)

## Abstract

After transformer is proposed, lots of pre-trained language models have been come up with and sentiment analysis (SA) task has been improved. In this paper, we proposed a method that uses an auxiliary sentence about aspects that the sentence contains to help sentiment prediction. The first is aspect detection, which uses a multi-aspects detection model to predict all aspects that the sentence has. Combining the predicted aspects and the original sentence as Sentiment Analysis (SA) model's input. The second is to do out-of-domain aspect-based sentiment analysis(ABSA), train sentiment classification model with one kind of dataset and validate it with another kind of dataset. Finally, we created two baselines, they use no aspect and all aspects as sentiment classification model's input, respectively. Compare two baselines performance to our method, found that our method really makes sense.

## 1 Introduction

With the rapid development of information technology, it provides users with a wealth of information and services. Various fields combined with information technology have used natural language processing technology to extract valuable information from massive unstructured text data. Sentiment analysis (SA) is the sub-task of Natural Language Processing (NLP), each sentence usually contains sentiment, and people can use sentiment to analyze people's reviews about products and news. It also can be used for election polls.

Predicting the polarity which the sentence has only one polarity, is easy. But every sentence usually has more than one polarity, even one sentence has more than one target, and each target has more than one polarity for different aspects. For example, a comment review like this, "I love using iPhone, because of its quality, but it's too expensive". In this sentence, the polarity of price is negative and the polarity of quality is positive. Aspect-based sentiment analysis (ABSA) is a sub-task of SA, this task detects every polarity of every aspect of target and it isn't a simple text classification task. How to build a model which can detect the polarity of different aspects, will be the most important part of ABSA.

[Tang et al., 2015] uses two LSTM neural networks, one input is preceding contexts plus target, another input is following contexts plus target, then combining two LSTM neural networks outputs, and applying softmax function to get the possibility of polarity. This model uses LSTM, which performance is poorer than the attention mechanism and can't compute in parallel. [Sun et al., 2019] utilizes Bert and an auxiliary sentence to predict polarity. [Wan et al., 2020] proposed a method, before feeding sentence to model, we must know the aspect range of the dataset. Then do full permutations of all aspects and polarities (positive, negative, neutral) as "auxiliary sentence", combine the auxiliary sentence and the original sentence, feeding them to the model, and the model will output the possibility of the aspect polarity. This method has 2 drawbacks. One is we must know the aspect range of the dataset, if we use another type of dataset for prediction, which has different aspects, this method will fail. Another is data imbalance. Each sentence may contain one or two aspects, but the range of aspects can be very large. After data preprocessing, we will get lots of data which possibility equals 0. If the range of aspects is large, the model will train hard and have a tendency to output 0. [Gao et al., 2019] proposed a method that uses an auxiliary sentence as prior knowledge to get the possibilities of positive, negative, and neutral. The auxiliary sentence consists of the target of the sentence, it doesn't consider the aspect, sometimes one target corresponds to more than one aspect. [He et al., 2020] proposed disentangled attention and DeBerta, the model after fine-tuning is the-art-of-state on ABSA.

When natural language processing technology is applied in a new domain, the data in the current task needs to be re-analyzed. Extracting valid features is a costly effort, especially when the domain characteristics to be analyzed change frequently. In order to ensure the accuracy of the model, it often requires a large amount of high-quality manual annotation data, and in many cases, annotating data manually is also a difficult and costly task. The cross-domain aspect-based sentiment analysis (ABSA) studied in this paper aims to conduct aspect-based sentiment analysis on unlabeled data in the target domain through training with annotated data in the source domain. There are certain differences between the two data set, for example, the training data is related to restaurant reviews and the testing data is related to real estate reviews. It is a very challenging task to realize cross-domain sentiment analysis.

Words are very important in the emotion classification task. Apart from stop words that have little influence on sentence meaning, other words may have different emotional tendencies in different fields, such as "unpredictable" usually contributes to the positive sentiment in movies reviews but negative on evaluation of electronic components. In order to overcome the constrain of using the aspect-based sentiment analysis model in different domains, using the existing model trained in a field to deal with tasks in other fields is a method to reduce the time and economic cost of retraining the model. The cross-domain aspect-based sentiment analysis becomes one of the most effective solution under this situation.

In this paper, we propose a cross-domain sentiment analysis model constructed based on deep learning methods. First, we test the performances of the sentiment classification model when we give all aspects that the dataset has, and no aspects, as a part of the model input. Then we gave the right aspects data which from SemEval16 dataset to our sentiment classification model trained by Sentihood dataset. Compared to the previous two baseline tests. We found that when we have the right aspects to conduct aspect-based sentiment analysis, the performance was improved. For getting the right aspects, we found that modified SpanEmo [Alhuzali and Ananiadou, 2021] can find the right aspects. SpanEmo is not initially made to detect aspects, it's used to detect multi-emotions. So, we changed SpanEmo and made it to predict aspects that the sentence has. And we found that this method based on the SpanEmo has a good performance in predicting various aspects. Combining SpanEmo with Sentiment-Predictor as BigModel, we have proposed BigModel which can predict the aspects a sentence has, to conduct the cross-domain aspect-based sentiment analysis and we tested its performance, which has been improved over the two baselines we have.

Our contributions are listed as follows:

1. Modify SpanEmo to realize multi-aspects detection.
2. Training model with a kind of dataset and validating model with another kind of dataset. With auxiliary sentence about aspect, help model to do out-of-domain ABSA.
3. Has better interpretability. We give the aspects that the sentence has, we can see the influence of the predicted aspect on the model. We created two baselines, compared two baselines to our model, found that our method can make sense.

We now turn to describe our framework in detail.

## 2 Related Work

In early study, sentiment classification were built by LSTM [Hochreiter and Schmidhuber, 1997], GRU [Chung et al., 2014], etc. [Tang et al., 2015] combines two LSTM neural networks, one input is preceding contexts plus target, another input is following contexts plus target. [Wang et al., 2016] proposed a attention-based LSTM to predict polarity on aspect level. But these model doesn't have a good performance.

After transformer [Vaswani et al., 2017] is proposed, attention mechanism [Bahdanau et al., 2014] has become widely popular, and there are more and more pre-trained models in NLP, more attention mechanism, and more strategies of training model, such as, Bert [Devlin et al., 2018], RoBerta [Liu et al., 2019], DeBerta [He et al., 2020], etc. [Gao et al., 2019] [Sun et al., 2019] proposed a method that uses BERT and auxiliary sentence as prior knowledge to improve sentiment prediction. [Wan et al., 2020] utilizes BERT to build a multi-task model, it not only predicts the polarity of aspects, but also predicts the location of the target on word level. But it uses all permutations for polarities(positive, negative,

neutral) and aspects that the dataset contains. It causes data imbalance and the model has a tendency to output 0 and train it very hard. Let alone model will train on multi-task.

### 3 Methodology

#### 3.1 SpanEmo

Our aspect detection model will be based on SpanEmo [Alhuzali and Ananiadou, 2021]. SpanEmo is used to predict all of the emotions that the sentence has. We changed every emotion to every aspect, to see whether SpanEmo can predict every aspect that the sentence contains well. Figure 1 will show the SpanEmo architecture. The input is the combination of all aspects and a sentence and the output is all aspects possibility.

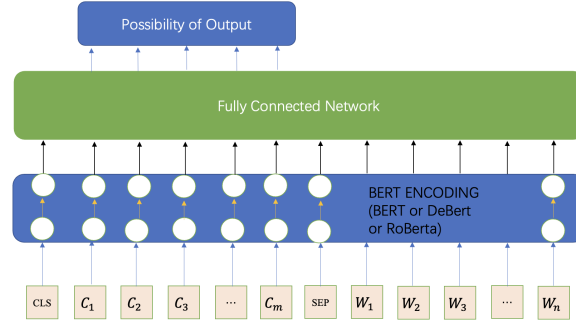


Figure 1: The SpanEmo architecture.

$\{S, Y\}$  as a set of  $N$  examples with the fixed aspects labels of  $C$  classes, where  $s_i$  represents  $i$ -th sentence and  $y_i \in 0, 1^m$  represents the aspects that the sentence contains. The input of SpanEmo has two parts, one is the set of fixed aspects classes and another is the corresponding sentence. After feeding input to BERT Encoding, the hidden representations ( $H_i \in R^{L,D}$ ) are as follows ( $L$  represents the max length of input and  $D$  represents the hidden state dimensional):

$$H_i = BERT([CLS] + [C] + [SEP] + s_i)$$

Because SpanEmo will predict every aspect that sentence contains, this is a multi-labels binary classification task. We will use a Fully Connected Network (FCN) and a sigmoid activation function to get the possibilities of all aspects  $\hat{y}$ .

$$\hat{y} = \text{sigmoid}(FCN(H_i))$$

The original SpanEmo paper uses the combination of Label-Correlation Aware (LCA) and Binary cross-entropy (BCE) as the model loss function, we considered that SpanEmo will be penalised with such loss function when it predicts a pair of labels that should not co-exist for a given example. We won't change the loss function.

$$L_{LCA}(y, \hat{y}) = \frac{1}{|y^0||y^1|} \sum_{(p,q) \in y^0 \times y^1} \exp(\hat{y}_p - \hat{y}_q)$$

$$L = (1 - \alpha)L_{BCE} + \alpha \sum_{i=1}^M L_{LCA}$$

where  $y^0$  represents the set of negative labels and  $y^1$  represents the set of positive labels.  $\hat{y}_p$  represents the  $p^{th}$  element of vector  $\hat{y}$ .

### 3.2 Sentiment predictor

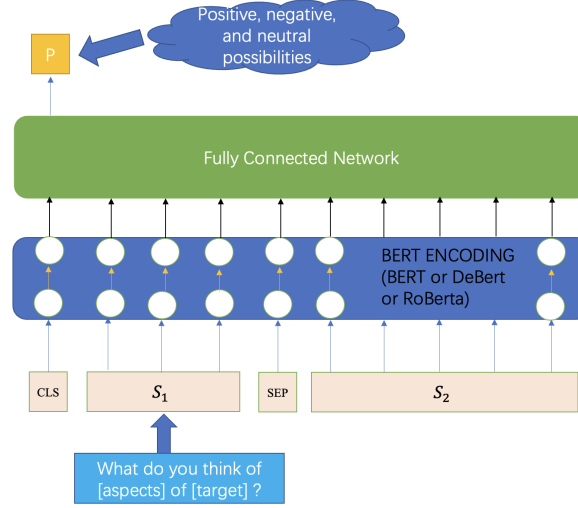


Figure 2: The sentiment predictor architecture.

After building SpanEmo, we will train the sentiment predictor which can predict sentiment whether the training dataset is similar to the test dataset. In other words, the sentiment predictor will train with one kind of dataset and test with another kind of dataset, such as training dataset is about urban life and test dataset is about restaurant. Figure 2 will show the model architecture. We built sentiment predictor for one reason. We want to know if sentiment predictor train with a kind of dataset, whether predicting well with another type of data or not. If sentiment predictor can predict well with another dataset, we have three ways to do out of domain aspect based sentiment analysis. One is using SpanEmo to get all aspects that the sentence contains, then combine the aspect, target and sentence as sentiment predictor input, model will give positive, negative, and neutral possibilities. Two is using sentiment predictor with all aspects, target, and sentence. Three is using sentiment predictor with no aspects, target, and sentence. For example, we have a sentence that “The food is delicious, but it’s too expensive” and a set of aspects that price, quality, and atmosphere.

Type	Input
SpanEmo+sentimentPredictor	[CLS] what do you think of quality, and price of the food? [SEP] The food is delicious, but it’s too expensive [SEP]
SentimentPredictor+all aspects	[CLS] what do you think of quality, price and atmosphere of the food? [SEP] The food is delicious, but it’s too expensive [SEP]
SentimentPredictor+no aspects	[CLS] what do you think of NULL of the food? [SEP] The food is delicious, but it’s too expensive [SEP]

Define (A,T,S) as our dataset, A denotes the aspect that the sentence contains, T denotes the target of the sentence, and S denotes the sentence. The model input representations for each data as follow:

$$input_i = [CLS] + s_{1,i} + [SEP] + s_{2,i}$$

Where  $s_{1,i}$  is “what do you think of [aspects] of [target]”. After feeding input to Bert Encoding, the hidden presentation  $H_i$  will be obtained. Owing to our task is a classification task. We will use Fully Connected Network and Softmax activation function to get possibilities of positive, negative, and neutral with the target. The output corresponding to [CLS] token represents the positive, negative, and neutral possibilities of sentiment with the target. Where  $y$  is  $3 \times 1$ .

$$H_i = BERT([CLS] + aspect + \& + sentiment + [SEP] + s_i)$$

$$\hat{y} = \text{Softmax}(\text{FCN}(H_i))$$

The loss function of sentiment predictor is cross-entropy loss function, where  $M$  is the number of classes,  $y$  is binary indicator (0 or 1) if class label  $c$  is the correct classification for observation  $o$ ,  $p$  is predicted probability observation  $o$  is of class  $c$ .

$$L = - \sum_{c=1}^M y_{o,c} \log(p_{o,c})$$

### 3.3 Out-of-Domain-ABSA

What we want to do is that do out of domain aspect based sentiment analysis. It means that if we don't have a kind of dataset to train a model, such as restaurant dataset, but I want to make a prediction with that dataset.

One way is using SpanEmo and sentiment predictor. For convenience, just name it BigModel. Figure 3 will show BigModel architecture. Firstly, we will train SpanEmo with a dataset. When we want to predict the aspect that sentence contains, we feed the sentence into SpanEmo to get the aspects. Then, we will train Sentiment Predictor with any dataset. Next, combining the predicting aspects, target, and sentence as sentiment predictor input. Feeding input to sentiment predictor to get the possibilities of sentiments with the target.

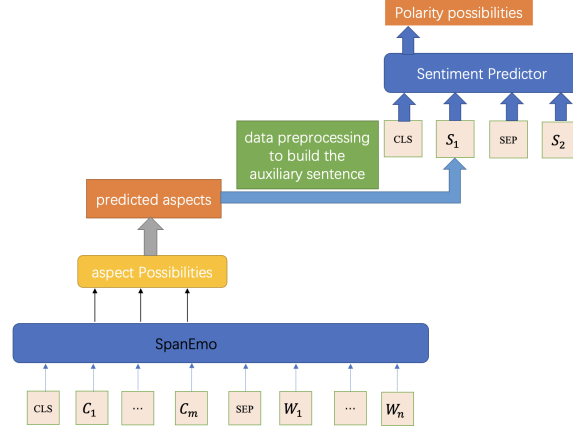


Figure 3: The BigModel architecture.

The second way is using the sentiment predictor with all aspects. If we know all aspects that the sentence has, we can feed the set of aspects to input, test the model, we can also get the possibilities of sentiments.

The third way is using the sentiment predictor with no aspect. Feeding NULL as an aspect to input, test with the model and get the possibilities of sentiments.

## 4 Experiments

TODO: add somewhere some qualitative results, show examples where spanEmo can detect some aspects correctly and then you make good predictions on these aspects, showing that you don't need the user to give the aspects anymore, and that is the main strength of your method. You can make another subsection: Qualitative Results

This section, involving dataset and evaluation of our model, will report statistics of our results. Each experiment uses three pre-trained models which are BERT-base, DeBerta-base, and RoBerta-base, for fine-tune and comparison.

## 4.1 Datasets

We mainly use four datasets for our training, evaluation and testing. The Sentihood dataset, SemEval-2014 dataset, SemEval-2015 dataset and the SemEval-2016 dataset.

## 4.2 Training Details

max-length	128
dropout	0.2
train bs	32
validation bs	32
Bert lr	2e-5
ffn lr	1e-3
alpha-loss	0.2
optimizer	Adam

Table 1: Train SpanEmo Hyper-parameters

weight decay	linear weight decay
warm up	0.1 * total steps
max length	128
dropout	0.1
train bs	32
validation bs	32
Bert lr	2e-5
ffn lr	1e-3
optimizer	Adam

Table 2: Train Sentiment Predictor Hyper-parameters

For SpanEmo training, we split 80% data for training, 10% data for validation, and 10% data for test. We did some experiments and found hyper-parameters (Table 1 shows) is best.

SemEval 2016 dataset has 6 aspects, which are food, restaurant, atmosphere, drinks, location and, service. For example, we have a sentence, which is "After all that, they complained to me about the small tip.", the aspect that the sentence has is service. The model input is "[CLS] food, restaurant, atmosphere, drinks, location and, service [SEP] After all that, they complained to me about the small tip.". The model will output the possibility of "service", which is greater than the threshold, and the possibilities of "food, restaurant, atmosphere, drinks, location", which is less than the threshold.

For Sentiment Predictor training, we also split 80% data for training, 10% data for validation, and 10% data for test. Because SpanEmo predicts aspects of one target, it makes Sentiment Predictor predicts the polarity of one target, otherwise, Sentiment Predictor doesn't know which aspect corresponds to which target. These sentence which has more than one target will be deleted. Hyper-parameters that table 2 shows are best after experiments.

Firstly, utilize the right aspects and target to create the auxiliary sentence, likes "what do you think of [aspects] of [target]". Then combine the auxiliary sentence and the original sentence as Sentiment Predictor input. Sentiment Predictor will output the possibility of polarity.

### 4.3 Exp-I: Aspect Detection

We train and evaluate the SpanEmo on different datasets separately to see how SpanEmo performance. The statistics is shown as follow:

	<b>F1-macro</b>	<b>F1-Micro</b>	<b>JS</b>	<b>precision</b>	<b>recall</b>
bert-base	0.7551	0.6999	0.7126	0.7551	0.7171
DeBerta	0.7371	0.7129	0.6726	0.7911	0.6899
RoBerta	0.7752	0.7707	0.7519	0.7752	0.7752

Table 3: Train & evaluate SpanEmo on SemEval 2014

	<b>F1-macro</b>	<b>F1-Micro</b>	<b>JS</b>	<b>precision</b>	<b>recall</b>
bert-base	0.7000	0.4660	0.6750	0.7000	0.7000
DeBerta	0.7347	0.4191	0.6687	0.8060	0.6750
RoBerta	0.5862	0.2786	0.5312	0.6538	0.5312

Table 4: Train & evaluate SpanEmo on SemEval 2015

	<b>F1-macro</b>	<b>F1-Micro</b>	<b>JS</b>	<b>precision</b>	<b>recall</b>
bert-base	0.8213	0.5307	0.7748	0.8438	0.8000
DeBerta	0.8401	0.6424	0.8168	0.8433	0.8370
RoBerta	0.8333	0.5364	0.8333	0.8527	0.8148

Table 5: Train & evaluate SpanEmo on SemEval 2016

### 4.4 Exp-II: Sentiment Prediction

We train the SentiPredictor with Sentihood dataset and evaluate it with the right aspect on SemEval 2016 dataset. We also created two baseline tests, one is training and evaluating it with all aspects, another is training and evaluating it with no aspect. Compare two baseline tests to model with the right aspect.

	<b>F1-micro</b>	<b>F1-macro</b>
bert-base	0.7734	0.6330
DeBerta	0.7750	0.6076
RoBerta	0.7508	0.6026

Table 6: Train SentimentPredictor on Sentihood dataset and test SentimentPredictor on SemEval 2016 dataset with the right aspect

	<b>F1-micro</b>	<b>F1-macro</b>
bert-base	0.6586	0.2647
DeBerta	0.7453	0.2847
RoBerta	0.6586	0.2647

Table 7: Train SentimentPredictor on Sentihood dataset and evaluate it on SemEval2016 dataset with all aspects

	<b>F1-micro</b>	<b>F1-macro</b>
bert-base	0.6648	0.2662
DeBerta	0.6531	0.2634
RoBerta	0.663	0.2659

Table 8: Train SentimentPredictor on Sentihood dataset and evaluate it on SemEval2016 dataset with no aspect

#### 4.5 Exp-III: OUT-OF-DOMAIN-ABSA

The combined model uses SpanEmo trained by SemEval-2016 and SentiPredictor trained by SentiHood. For convenience, this combined model is called BigModel. SpanEmo outputs the predicted aspects. Then combines the predicted aspects, target, and the original sentence as sentimentPredictor’s input, we will get the possibilities of polarity. The statistics are shown as follow:

	<b>F1-micro</b>	<b>F1-macro</b>
bert-base	0.7391	0.6174
DeBerta	0.7203	0.5909
RoBerta	0.7648	0.6261

Table 9: Train & evaluate BigModel on SemEval 2016

	<b>F1-micro</b>	<b>F1-macro</b>
bert-base	0.6622	0.5965
DeBerta	0.7200	0.6082
RoBerta	0.4400	0.4670

Table 10: Train & evaluate BigModel on SemEval 2014



	<b>F1-micro</b>	<b>F1-macro</b>
bert-base	0.7000	0.5350
DeBerta	0.5000	0.5000
RoBerta	0.5813	0.4299

Table 11: Train & evaluate BigModel on SemEval 2015

In table 9, we can compare it to two baselines, one is table 7, another is table 8, it’s clear that after giving predicted aspects as prior knowledge, the SentimentPredictor has better interpretability and performance, it proves that right aspect can be used as knowledge to do out-of-domain ABSA. When we have another kind of dataset to classify and we don’t have enough money and time to re-build or re-train a model, we can use this method to do out-of-domain text classification.

There is something wired that BigModel based on RoBerta with right aspects performance is lower BigModel based on RoBerta with predicted aspects, predicted aspects always exist some aspects which are wrongly predicted. We think this phenomenon is affected by random factors.

## 5 Conclusion

We propose a new method, aimed at improving the performance of cross-domain aspect-based sentiment analysis. We first modify the SpanEmo to predict the correct aspects of a sentence. At the same time, we demonstrate the performance of our proposed method on different Sentiment Predictors (Bert-base, DeBerta, RoBerta). Our empirical evaluation and analysis also demonstrate the effectiveness and advantages of our model in cross-domain aspect-based sentiment analysis. We improved the performance of the model through continuous training, and achieved an improvement compared to the two baseline tests. However, currently our model can only process a single target as input, and we will conduct further work on multiple targets in the future. We hope that this study will inspire the community to investigate further research into cross-domain aspect-based sentiment analysis to greatly reduce the time and economic cost of retraining.

## References

- [Alhuzali and Ananiadou, 2021] Alhuzali, H. and Ananiadou, S. (2021). Spanemo: Casting multi-label emotion classification as span-prediction. *arXiv preprint arXiv:2101.10038*.
- [Bahdanau et al., 2014] Bahdanau, D., Cho, K., and Bengio, Y. (2014). Neural machine translation by jointly learning to align and translate. *arXiv preprint arXiv:1409.0473*.
- [Chung et al., 2014] Chung, J., Gulcehre, C., Cho, K., and Bengio, Y. (2014). Empirical evaluation of gated recurrent neural networks on sequence modeling. *arXiv preprint arXiv:1412.3555*.
- [Devlin et al., 2018] Devlin, J., Chang, M.-W., Lee, K., and Toutanova, K. (2018). Bert: Pre-training of deep bidirectional transformers for language understanding. *arXiv preprint arXiv:1810.04805*.
- [Gao et al., 2019] Gao, Z., Feng, A., Song, X., and Wu, X. (2019). Target-dependent sentiment classification with bert. *IEEE Access*, 7:154290–154299.
- [He et al., 2020] He, P., Liu, X., Gao, J., and Chen, W. (2020). Deberta: Decoding-enhanced bert with disentangled attention. *arXiv preprint arXiv:2006.03654*.
- [Hochreiter and Schmidhuber, 1997] Hochreiter, S. and Schmidhuber, J. (1997). Long short-term memory. *Neural computation*, 9(8):1735–1780.
- [Liu et al., 2019] Liu, Y., Ott, M., Goyal, N., Du, J., Joshi, M., Chen, D., Levy, O., Lewis, M., Zettlemoyer, L., and Stoyanov, V. (2019). Roberta: A robustly optimized bert pretraining approach. *arXiv preprint arXiv:1907.11692*.

- [Sun et al., 2019] Sun, C., Huang, L., and Qiu, X. (2019). Utilizing bert for aspect-based sentiment analysis via constructing auxiliary sentence. *arXiv preprint arXiv:1903.09588*.
- [Tang et al., 2015] Tang, D., Qin, B., Feng, X., and Liu, T. (2015). Effective lstms for target-dependent sentiment classification. *arXiv preprint arXiv:1512.01100*.
- [Vaswani et al., 2017] Vaswani, A., Shazeer, N., Parmar, N., Uszkoreit, J., Jones, L., Gomez, A. N., Kaiser, L., and Polosukhin, I. (2017). Attention is all you need. In *Advances in neural information processing systems*, pages 5998–6008.
- [Wan et al., 2020] Wan, H., Yang, Y., Du, J., Liu, Y., Qi, K., and Pan, J. Z. (2020). Target-aspect-sentiment joint detection for aspect-based sentiment analysis. In *Proceedings of the AAAI Conference on Artificial Intelligence*, volume 34, pages 9122–9129.
- [Wang et al., 2016] Wang, Y., Huang, M., Zhu, X., and Zhao, L. (2016). Attention-based lstm for aspect-level sentiment classification. In *Proceedings of the 2016 conference on empirical methods in natural language processing*, pages 606–615.