

ANOTHER RESEARCH NOTE

GEORGE GRÄTZER

ABSTRACT. A planar semimodular lattice L is *slim* if M_3 is not a sublattice of L . In a recent paper, G. Czédli introduced a very powerful diagram type for slim, planar, semimodular lattices, the \mathcal{C}_1 -diagrams. Part IX provides a very short proof of the existence of \mathcal{C}_1 -diagrams.

In this part, we revisit the concept of natural diagrams I introduced with E. Knapp about a dozen years ago. Given a slim rectangular lattice L , we construct its natural diagram in one simple step. In this note, we show that for a slim rectangular lattice, a natural diagram is the same as a \mathcal{C}_1 -diagram. This verifies that natural diagrams have all the nice properties of \mathcal{C}_1 -diagrams.

1. INTRODUCTION

For slim rectangular lattices, we discuss the \mathcal{C}_1 -diagrams of G. Czédli [3] and the natural diagrams of G. Grätzer and E. Knapp [9].

The motivation for this note is the same as that of Part IX, G. Grätzer [8]; I will not repeat it.

We show that for a slim rectangular lattice, a natural diagram is the same as a \mathcal{C}_1 -diagram.

The basic concepts and notation not defined in this note are available in Part I of the book [6], see

arXiv:2104.06539

it is freely available. We will reference it, for instance, as [CFL2, p. 4].

Many of the results quoted in this note are more generally valid for SPS lattices. For simplicity, we state them only for slim rectangular lattices.

2. BACKGROUND

Planar diagrams. In a planar ordered set P , an *X-configuration* (see Figure 1) is formed by two edges E and F of P satisfying the following properties:

- (i) 0_E is to the left of 0_F ;
- (ii) 1_E is to the right of 1_F .

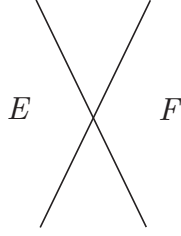
Lemma 1. *A diagram of a bounded planar ordered set P is the diagram of a planar lattice iff it does not have an X-configuration.*

This is a useful result, even though it is almost a tautology. The following result is an easy consequence of Lemma 1.

Date: January 22, 2023.

2020 Mathematics Subject Classification. 06C10.

Key words and phrases. \mathcal{C}_1 -diagrams, slim, planar semimodular lattice, natural diagram.

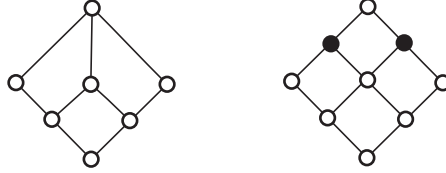
FIGURE 1. The lattice S_7 , two diagrams

Corollary 2. *Let A be a planar lattice with a fixed planar diagram \mathcal{D} . Let B be a sublattice of A . Form \mathcal{E} , a subgraph of \mathcal{D} of the elements of B . Then B is a planar lattice, witnessed by \mathcal{E} .*

\mathcal{C}_1 -diagrams. This research tool, introduced by G. Czédli, has been playing an important role in some recent papers, see G. Czédli [1], [2], and [3], G. Czédli and G. Grätzer [4], and G. Grätzer [7]; for the definition, see G. Czédli [1] and G. Grätzer [7].

In the diagram of an slim rectangular K , a *normal edge (line)* has a slope of 45° or 135° . Any edge (line) of slope strictly between 45° and 135° is *steep*.

Figure 2 depicts the lattice S_7 . A *cover-preserving S_7* of a lattice L is a sublattice isomorphic to S_7 such that the covers in the sublattice are covers in the lattice L .

FIGURE 2. The lattice S_7 , two diagrams

Definition 3. A diagram of a slim rectangular L is a \mathcal{C}_1 -*diagram* if the middle edge of any cover-preserving S_7 is steep and all other edges are normal.

G. Czédli [1, Definition 5.11] also defines the much smaller class of \mathcal{C}_2 -diagrams, in which all normal edges are of the same (geometric) size.

Theorem 4. *Every slim rectangular lattice L has a \mathcal{C}_1 -diagram.*

This was proved in G. Czédli [1, Theorem 5.5]. My note [8] presents a short and direct proof.

Fork extensions. For a slim rectangular lattice K and 4-cell C (a covering square with no interior element) in K , we denote the *fork extension* of K at C by $K[C]$, see G. Czédli and E. T. Schmidt [5] (see also [CFL2, Section 4.2]), illustrated by Figure 3. The fork extension $K[C]$ is also a slim rectangular lattice.

Let K be a slim rectangular lattice and let $C = \{o, c, d, i\}$ be a 4-cell of K . Let $K[C]$ be the fork extension of K . Let \mathcal{D} be a diagram of K and define the diagram $\mathcal{D}[C]$ of L in two steps:

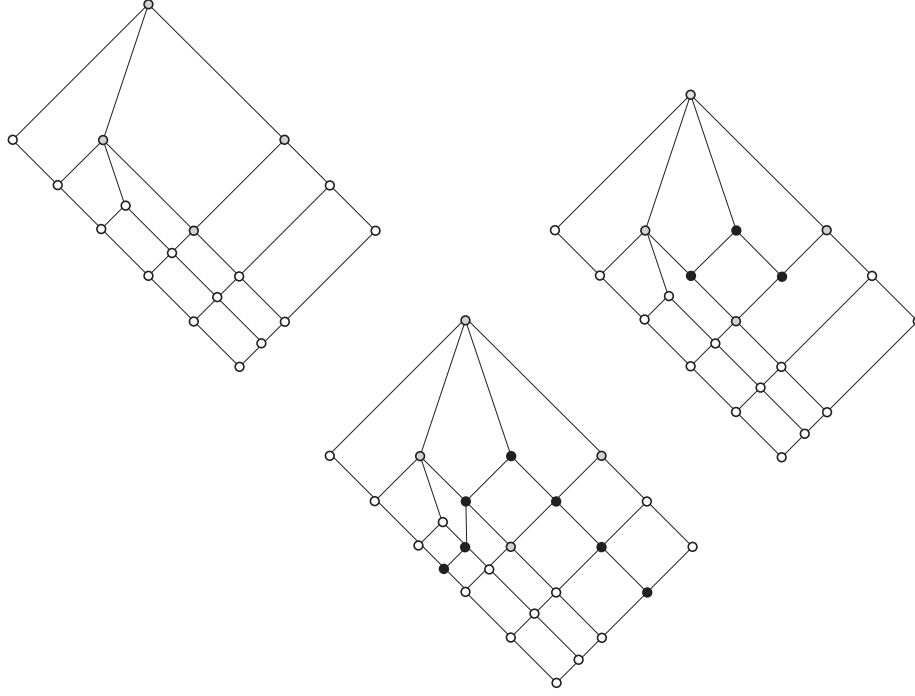


FIGURE 3. (i) A 4-cell, gray. (ii) Adding three elements, black, to form the covering S_7 . (iii) Adding the fork.

Step 1. Add to \mathcal{D} three elements m (the middle element) and the elements u, v to form with C a covering S_7 with new edge M (the middle edge) and new normal edges A, B with $1_M = i$, $0_M = o$, $1_A = 1_B = m$. Note that M is steep. We choose u and u so that

$$(1) \quad m \wedge a = u \text{ and } m \wedge b = v$$

Step 2. Adding more elements to preserve semimodularity: “flow down” from u and v , as in the third diagram of Figure 4.

Then $\mathcal{D}[C]$ is a diagram of $K[C]$.

Let L be a slim rectangular lattice. Let us call the 4-cell $C = \{o, a, b, i\}$ of L *distributive* if $\downarrow a$ and $\downarrow b$ are distributive principal ideals of L . If the 4-cell $C = \{o, a, b, i\}$ of L is distributive, then the fork extension $L[C]$ has a very nice property.

Lemma 5. *All but one of the edges added to \mathcal{D} to obtain $\mathcal{D}[C]$ are normal. The exception is M .*

Structure Theorem. The proof of the main result of this note utilizes the Structure Theorem, see G. Czédli and E. T. Schmidt [5].

Theorem 6 (Structure Theorem of Slim Rectangular Lattices). *For a slim rectangular lattice L , there is a grid G and a natural number n , so that L can be obtained from a grid G by adding forks n -times.*

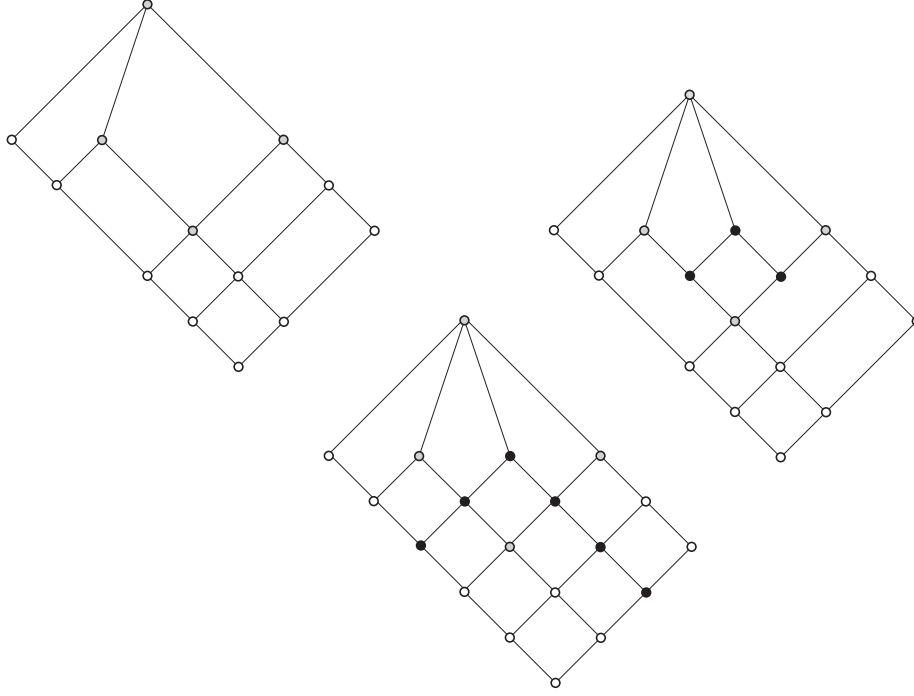


FIGURE 4. (i) A distributive 4-cell, gray. (ii) Adding three elements, black, to form the covering S_7 . (iii) Adding the fork.

There is also for L , another slim rectangular lattice K and a 4-cell $C = \{o, a, b, i\}$ of K such that K can be obtained from the grid G by adding forks $(n - 1)$ -times and also $L = K[C]$ holds.

Natural diagrams. Slim rectangular lattices have some particularly nice diagrams such as the *natural diagrams* of my paper with E. Knapp [9], discovered about a dozen years ago and completely forgotten.

For a slim rectangular lattice L , let $C_l(L)$ be the lower left and $C_r(L)$ the lower right boundary chain of L , respectively, and let $lc(L)$ be the left and $rc(L)$ the right corner of L , respectively

We regard $C_l(L) \times C_r(L)$ as a planar lattice, with $C_l(L)$ on the left boundary and $C_r(L)$ on the right lower boundary. Then the map

$$(2) \quad \psi: x \mapsto (x \wedge lc(L), x \wedge rc(L))$$

is a meet-embedding of L into $C_l(L) \times C_r(L)$; the map ψ also preserves the bounds. By Corollary 2, the image of L under ψ in $C_l(L) \times C_r(L)$ is a diagram of L , we call it the *natural diagram* representing L . For instance, the second diagram of Figure 2 shows the natural diagram representing S_7 .

Since the map ψ is bounded and meet-preserving, the natural diagram it defines is the diagram of the lattice L .

Connecting natural diagrams and \mathcal{C}_1 -diagram.

Lemma 7. *Let L be a slim rectangular lattice, and let us represent L in the form $L = K[C]$, where K is a slim rectangular lattice and C is a distributive 4-cell of K . Let \mathcal{D} be a diagram of K which is both natural and \mathcal{C}_1 . Then the diagram $\mathcal{D}[C]$ of L is also natural and \mathcal{C}_1 .*

Proof. As illustrated in Figure 4, the diagram $\mathcal{D}[C]$ is natural because of the choice of u and v to satisfy (1) and the process in Step 2 made possible by the distributivity of C .

The diagram $\mathcal{D}[C]$ is \mathcal{C}_1 because all the new edges are normal (by the distributivity of C) except for M . \square

3. THE RESULT.

Now we can state the main result of this note.

Theorem 8 (natural = \mathcal{C}_1). *Let L be a slim rectangular lattice. Then the natural diagram of L is a \mathcal{C}_1 -diagram. Conversely, every \mathcal{C}_1 -diagram is natural.*

Proof. Let us assume that the slim rectangular lattice L , can be obtained from a grid G by adding forks n -times. We induct on n . The case $n = 0$ is trivial because then L is a grid. So let us assume that the theorem holds for $n - 1$.

By the Structure Theorem of Slim Rectangular Lattices, there is a slim rectangular lattice K and a 4-cell $C = \{o, a, b, i\}$ of K such that L can be obtained from the grid G by adding forks $(n - 1)$ -times and also $L = K[C]$ holds.

Now form the natural diagram \mathcal{D} of K . By induction, it is a \mathcal{C}_1 -diagram. By Lemma 7, the diagram $\mathcal{D}[C]$ is natural and \mathcal{C}_1 .

We prove the converse the same way. \square

4. \mathcal{C}_2 -DIAGRAMS.

Now it is easy to verify the following result of G. Czédli [1].

Theorem 9. *Let L be a slim rectangular lattice. Then L has a \mathcal{C}_2 -diagram.*

Proof. Let C_l and C_r be chains of the same length as $\mathcal{C}_l(L)$ and $\mathcal{C}_r(L)$, respectively. Then $\mathcal{C}_l(L) \times \mathcal{C}_r(L)$ and $C_l \times C_r$ are isomorphic, so we can regard the map ψ , see (2), as a map from L into $C_l \times C_r$, a bounded and meet-preserving map. So the natural diagram it defines is the diagram of the lattice L .

If we choose C_l and C_r so that the edges are of the same (geometric) size, we obtain a \mathcal{C}_2 -diagram of the slim rectangular lattice L . \square

REFERENCES

- [1] G. Czédli, Diagrams and rectangular extensions of planar semimodular lattices. *Algebra Universalis* **77** (2017), 443–498.
DOI:10.1007/s00012-017-0437-0
- [2] G. Czédli, Lamps in slim rectangular planar semimodular lattices. *Acta Sci. Math. (Szeged)*.
DOI:10.14232/actasm-021-865-y0
- [3] Czédli, G.: A property of meets in slim semimodular lattices and its application to retracts.
<http://arxiv.org/abs/2112.07594>
- [4] G. Czédli and G. Grätzer: A new property of congruence lattices of slim, planar, semimodular lattices.
arXiv:2103.04458
- [5] G. Czédli and E. T. Schmidt, Slim semimodular lattices. I. A visual approach. *ORDER* **29** (2012), 481–497.
DOI:10.1007/s11083-011-9215-3

- [6] G. Grätzer, The Congruences of a Finite Lattice, A Proof-by-Picture Approach, second edition. Birkhäuser, 2016. xxxii+347. Part I is accessible at
[arXiv:2104.06539](#)
[DOI:10.1007/978-3-319-38798-7](#)
- [7] G. Grätzer, Applying the Swing Lemma and Czedli diagrams to congruences of planar semimodular lattices.
[arXiv:214.13444](#)
- [8] G. Grätzer, Notes on planar semimodular lattices. IX. On \mathcal{C}_1 -diagrams. *Discussiones Mathematicae*.
<http://arxiv.org/abs/2104.02534>
- [9] G. Grätzer and E. Knapp, Notes on planar semimodular lattices. IV. The size of a minimal congruence lattice representation with rectangular lattices. *Acta Sci. Math. (Szeged)* **76** (2010), 3–26.
Email address: gratzer@me.com
URL: <http://server.maths.umanitoba.ca/homepages/gratzer/>

UNIVERSITY OF MANITOBA