

Existence of processes violating causal inequalities on time-delocalised subsystems

Julian Wechs,^{1,2} Cyril Branciard,² and Ognjan Oreshkov¹

¹*QuIC, Ecole Polytechnique de Bruxelles, C.P. 165, Université Libre de Bruxelles, 1050 Brussels, Belgium*

²*Univ. Grenoble Alpes, CNRS, Grenoble INP, Institut Néel, 38000 Grenoble, France*

(Dated: April 14, 2022)

It has been shown that it is theoretically possible for there to exist quantum and classical processes in which the operations performed by separate parties do not occur in a well-defined causal order. A central question is whether and how such processes can be realised in practice. In order to provide a rigorous argument for the notion that certain such processes have a realisation in standard quantum theory, the concept of *time-delocalised quantum subsystem* has been introduced. In this paper, we show that realisations on time-delocalised subsystems exist for all unitary extensions of tripartite processes. Remarkably, this class contains processes that violate *causal inequalities*, i.e., that can generate correlations that witness the incompatibility with definite causal order in a device-independent manner. We consider a known striking example of such a tripartite classical process that has a unitary extension, and study its realisation on time-delocalised subsystems. We then discuss the question of what a violation of causal inequalities implies in this setting, and argue that it is indeed a meaningful concept to show the absence of a definite causal order between the variables of interest.

INTRODUCTION

The concept of causality is essential for physics and for our perception of the world in general. Our usual understanding is that events take place in a definite causal order, with past events influencing future events, but not vice versa. One may however wonder whether this notion is really fundamental, or whether scenarios without such an underlying order can exist. In particular, the questions of what quantum theory implies for our understanding of causality, and what new types of causal relations arise in the presence of quantum effects, have recently attracted substantial interest. This investigation is motivated both by foundational and by applied questions. On the one hand, it is expected to lead to new conceptual insights into the tension between general relativity and quantum theory [1–3]. On the other hand, it also opens up new possibilities in quantum information processing [4].

A particular model for the study of quantum causal relations is the *process matrix framework* [2], where one considers multiple parties which perform operations that locally abide by the laws of quantum theory, but that are not embedded into any a priori causal order. As it turns out, this framework indeed allows for situations where the causal order between the parties is not well-defined (see e.g. Refs. [2, 5–9]). A central question is which of these processes with indefinite causal order have a practical realisation, and in what physical situations they can occur. It has been speculated that indefinite causal order could arise in exotic physical regimes, such as at the interface of quantum theory and gravity [1–3]. However, there are also processes with indefinite causal order that have an interpretation in terms of standard quantum theoretical concepts. A paradigmatic example is the *quantum switch* [4], a process in which the order between two operations is controlled coherently by a two-dimensional quantum system. This control qubit may be prepared in a superposition state, which leads to a “superposition of causal orders”.

In order to demonstrate indefinite causal order in practice, several experiments that realise such coherent control of orders have been implemented in the laboratory [10–17]. Their interpretation as genuine *realisations* of indefinite causal order has however remained controversial [18, 19]—after all, such experiments admit a description in terms of standard quantum theory, where operations are by assumption embedded into a well-defined causal order. Indeed, the relation between such standard quantum experiments and the abstract process matrix framework is a priori unclear. In the process matrix framework, each party acts once and only once on some well-defined input and output systems. The operations performed by the parties are related by a *process matrix*, which can be understood as describing a channel from all output systems to all input systems, so that the operations happen as part of a “circuit with a cycle” (see Fig. 1(a) below). In the standard quantum implementations, on the other hand, the operations are intuitively applied to some “target” system at several possible times. In order to clarify the sense in which processes with indefinite causal order exist in standard quantum theory, the gap between these two perspectives needed to be bridged.

Such a bridge was established in Ref. [19], where it was shown that the claimed implementations can rightfully be interpreted as quantum processes with indefinite causal order when one describes them with respect to a suitable choice of quantum subsystems. However, one needs to consider a more general type of system than usually studied, namely so-called *time-delocalised subsystems*. These are nontrivial subsystems of composite systems whose constituents are associated with different times. It was then shown in Ref. [19] that this argument extends to an entire class of quantum processes, namely unitary extensions of bipartite processes, as well as a class of isometric extensions, whose

relation to the unitary class is not yet fully understood. The generalisation of these constructions to more input operations has however remained an open question. In this paper, we extend the proof to unitary extensions of tripartite processes. Remarkably, this class contains examples of *noncausal processes*, i.e., processes that can violate so-called causal inequalities, and whose physical realisability or interpretation is a central open problem. It is generally believed that such processes could not be realised deterministically within the known physics [20]. Our paper shows that certain such processes have realisations in a well-defined sense.

This work is structured as follows. In Secs. I and II, we set the stage by reviewing the process matrix framework, as well as the notion of time-delocalised subsystems. In Sec. III, we present the general tripartite construction, and in Sec. IV we study an example of a tripartite noncausal process on time-delocalised subsystems. In Sec. V, we discuss what the violation of a causal inequality means in this situation, and argue that it witnesses the absence of a definite causal order in a meaningful way.

I. THE PROCESS MATRIX FRAMEWORK

We start by introducing some notations. We denote the Hilbert space of some quantum system Y by \mathcal{H}^Y , the dimension of \mathcal{H}^Y by d_Y and the space of linear operators over \mathcal{H}^Y by $\mathcal{L}(\mathcal{H}^Y)$. The identity operator on \mathcal{H}^Y is denoted by $\mathbb{1}^Y$. We also use the notation $\mathcal{H}^{YZ} := \mathcal{H}^Y \otimes \mathcal{H}^Z$ for the tensor product of two Hilbert spaces \mathcal{H}^Y and \mathcal{H}^Z . For two isomorphic Hilbert spaces \mathcal{H}^Y and \mathcal{H}^Z , we denote the “identity operator” between these spaces (i.e. the canonical isomorphism, which maps each computational basis state $|i\rangle^Y$ of \mathcal{H}^Y to the corresponding computational basis state $|i\rangle^Z$ of \mathcal{H}^Z) by $\mathbb{1}^{Y \rightarrow Z} := \sum_i |i\rangle^Z \langle i|^Y$, and its pure Choi representation (see Appendix A) by $|\mathbb{1}\rangle^{YZ} := \sum_i |i\rangle^Y \otimes |i\rangle^Z$. (Generally, superscripts on vectors indicate the Hilbert space they belong to, which may be omitted when clear from the context). Moreover, we will often abbreviate $X_I X_O$ to X_{IO} for the incoming and outgoing systems of the party X (see below).

In the following, we briefly outline the process matrix framework, originally introduced in Ref. [2]. We consider multiple parties $X = A, B, C, \dots$ performing operations that are locally described by quantum theory. That is, each party has an incoming quantum system X_I with Hilbert space \mathcal{H}^{X_I} and an outgoing quantum system X_O with Hilbert space \mathcal{H}^{X_O} , and can perform arbitrary quantum operations from X_I to X_O . A quantum operation is most generally described by a *quantum instrument*, that is, a collection of completely positive (CP) maps $\{\mathcal{M}_X^{[o_X]}\}_{o_X}$, with each $\mathcal{M}_X^{[o_X]} : \mathcal{L}(\mathcal{H}^{X_I}) \rightarrow \mathcal{L}(\mathcal{H}^{X_O})$ associated to a classical outcome o_X , and with the sum over the classical outcomes yielding a completely positive and trace-preserving (CPTP) map.

The process matrix framework was conceived to study the most general correlations that can arise between such parties, without making any a priori assumption about the way they are connected. In Ref. [2], it was shown that these correlations can most generally be expressed as

$$P(o_A, o_B, o_C, \dots) = W * (M_A^{[o_A]} \otimes M_B^{[o_B]} \otimes M_C^{[o_C]} \otimes \dots). \quad (1)$$

Here, $M_X^{[o_X]} \in \mathcal{L}(\mathcal{H}^{X_{IO}})$ are the Choi representations of the local CP maps $\mathcal{M}_X^{[o_X]}$ and “ $*$ ” denotes the *link product* [21, 22], a mathematical operation that describes the composition of quantum operations in terms of their Choi representation (see Appendix A). $W \in \mathcal{L}(\mathcal{H}^{A_{IO}B_{IO}C_{IO}\dots})$ is a Hermitian operator called the *process matrix*. The requirement that the probabilities in Eq. (1) should be non-negative, even when the operations of the parties are extended so as to act on additional, possibly entangled ancillary input systems, is equivalent to $W \geq 0$. The requirement that the probabilities should be normalised (i.e., they should sum up to 1 for any choice of local operations) is equivalent to W satisfying certain linear constraints [2, 5, 6, 9, 23], and having the trace $\text{Tr}(W) = d_{A_O} d_{B_O} d_{C_O} \dots$.

The process matrix is the central object of the formalism, which describes the “physical resource” or “environment” through which the parties are connected. Mathematically, the process matrix defines (i.e., it is the Choi representation of) a quantum channel $\mathcal{W} : \mathcal{L}(\mathcal{H}^{A_O B_O C_O \dots}) \rightarrow \mathcal{L}(\mathcal{H}^{A_I B_I C_I \dots})$ from all output systems of the parties to their input systems. Eq. (1) then describes the composition of that channel with the local operations, which can be interpreted as a “circuit with a cycle” as represented graphically in Fig. 1(a).

Through the “top-down” approach outlined here, one recovers standard quantum scenarios, such as joint measurements on multipartite quantum states, or, more generally, quantum circuits in which the parties apply their operations in a fixed causal order (and the process matrix corresponds to the acyclic circuit fragment consisting of the operations in between the parties [22, 24]). However, one also finds processes that are incompatible with any definite causal order between the local operations. Such processes are said to be *causally nonseparable* [2, 5, 6, 9]. Furthermore, some causally nonseparable processes can generate correlations $P(o_A, o_B, o_C, \dots | i_A, i_B, i_C, \dots)$, where i_X are local classical inputs based on which the local operations are chosen, that violate so-called causal inequalities [2, 6–8, 25, 26], which certifies their incompatibility with a definite causal order in a device-independent way. Such processes are referred to as *noncausal*.

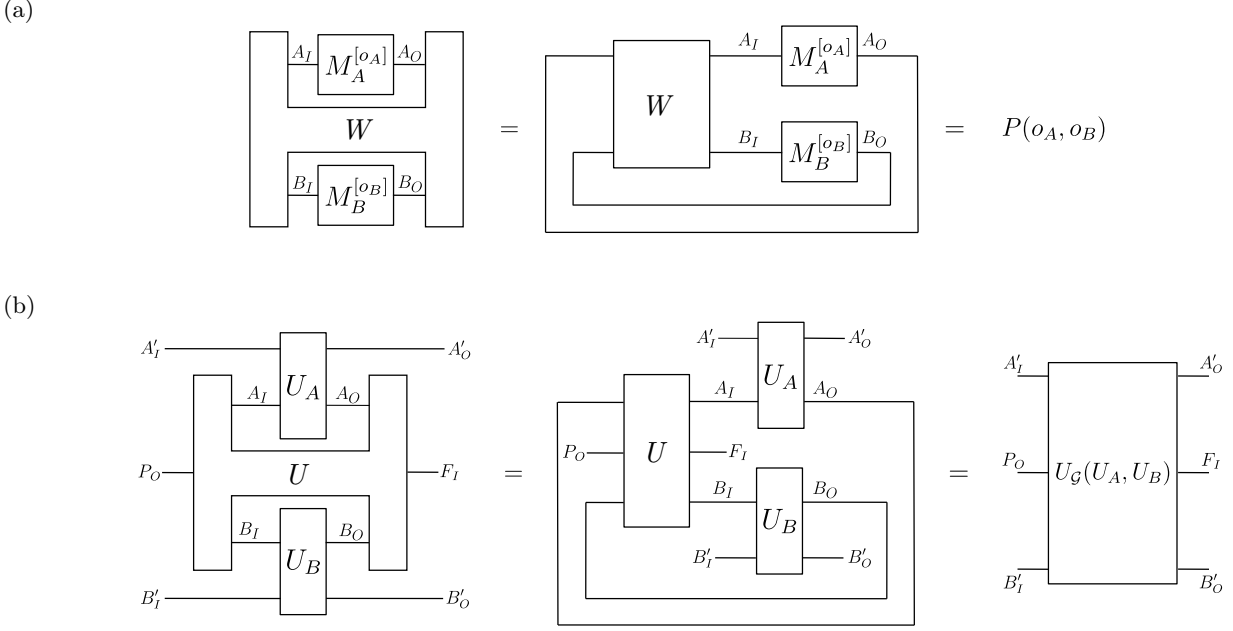


FIG. 1. (a) In the process matrix framework, the operations performed by the parties (here, Alice and Bob) are composed with the *process matrix*, which defines a channel from the output systems $A_O B_O$ of the parties back to their input systems $A_I B_I$. This composition can be seen as a cyclic circuit, and provides the probabilities for the classical outcomes o_A and o_B . (b) Composing a unitarily extended process matrix with unitary operations performed by the parties gives rise to a unitary operation from the outgoing system P_O of the “global past” party P and the incoming ancillas of the parties A'_I, B'_I to the incoming system F_I of the “global future” party F and the outgoing ancillas of the parties A'_O, B'_O [23].

A class of processes that is of particular interest in this paper is that of *unitarily extendible processes*, which were first discussed in Ref. [23]. A *unitary extension* of a process matrix W is a process matrix which involves an additional party P with a trivial, one-dimensional input Hilbert space, as well as an additional party F with a trivial, one-dimensional outgoing Hilbert space, such that the corresponding channel from $P_O A_O B_O C_O \dots$ to $F_I A_I B_I C_I \dots$ is unitary, and such that the original process matrix W is recovered when P prepares some fixed state and F is traced out. That is, the extended process matrix is a rank-one projector $|U\rangle\langle U|$, where $|U\rangle$ is the pure Choi representation (see Appendix A) of a unitary $U : \mathcal{H}^{P_O A_O B_O C_O \dots} \rightarrow \mathcal{H}^{F_I A_I B_I C_I \dots}$, which satisfies

$$W = |U\rangle\langle U| * (|0\rangle\langle 0|^{P_O} \otimes \mathbb{1}^{F_I}). \quad (2)$$

The additional parties P and F can be interpreted as being in the “global past”, respectively “global future”, of all other parties, since they do not receive, respectively send out, a quantum system.

Note that the unitary extension also needs to be a valid process matrix, i.e., it needs to satisfy the above-mentioned constraints which ensure that it yields valid probabilities when the parties (including P and F) perform arbitrary local operations. In Ref. [23], it was found that some process matrices do not admit such a unitary extension, and unitary extendibility was postulated as a necessary condition for a process matrix to describe a physically realisable scenario. It was also shown that unitary extensions are equivalent to processes that preserve the reversibility of quantum operations. That is, when the “slots” of P and F are left open, and all other parties perform unitary operations $\mathcal{U}_X : \mathcal{L}(\mathcal{H}^{X_I X'_I}) \rightarrow \mathcal{L}(\mathcal{H}^{X_O X'_O})$, which act on X_I and X_O as well as some (possibly trivial) additional ancillary incoming and outgoing systems X'_I and X'_O , the resulting “global operation”, which takes the initial systems $P_O A'_I B'_I C'_I \dots$ to the final systems $F_I A'_O B'_O C'_O \dots$, is again unitary (see Fig. 1(b)).

In this case, the Choi representations of the local operations, as well as the unitarily extended process matrix, are rank-one projectors, and we can describe their composition in terms of their pure Choi representations. The global unitary operation $\mathcal{U}_G(\mathcal{U}_A, \mathcal{U}_B, \mathcal{U}_C, \dots) : \mathcal{L}(\mathcal{H}^{P_O A'_I B'_I C'_I \dots}) \rightarrow \mathcal{L}(\mathcal{H}^{F_I A'_O B'_O C'_O \dots})$, in its pure Choi representation, is given by

$$|U_G(\mathcal{U}_A, \mathcal{U}_B, \mathcal{U}_C, \dots)\rangle\rangle = |U\rangle\rangle * (|U_A\rangle\rangle \otimes |U_B\rangle\rangle \otimes |U_C\rangle\rangle \otimes \dots) \in \mathcal{H}^{P_O A'_I B'_I C'_I \dots F_I A'_O B'_O C'_O \dots} \quad (3)$$

where $|U_X\rangle\rangle \in \mathcal{H}^{X_I O X'_I O}$ are the pure Choi representations of the local unitary operations \mathcal{U}_X , and “ $*$ ” denotes here the so-called *vector link product* [27] (cf. Appendix A). In the following, we are going to refer to $|U\rangle\rangle$ as the *process vector* of the unitary process under consideration.

The process matrices that we are concerned with in this work are unitary extensions of bipartite or tripartite process matrices. Moreover, any local operation can be dilated to a unitary channel acting on the original incoming and outgoing systems together with an additional incoming and outgoing ancilla, followed by a measurement of the outgoing ancilla. Throughout the paper, we will therefore not consider the actions of the “global past” and “global future” parties explicitly, but rather work with the description as per Eq. (3) in terms of pure Choi representations, which is convenient. We will also take the incoming and outgoing Hilbert spaces of all parties, except for P and F , to be of equal dimension $d_{X_I} = d_{X_O} =: d$. This simplification saves us some technicalities, and it does not entail any loss of generality. Namely, if these dimensions do not match, one can treat the process under consideration as a part of an “extended” process with process vector $|U\rangle\rangle \otimes |\mathbb{1}\rangle\rangle^{P_A \tilde{A}_I} \otimes |\mathbb{1}\rangle\rangle^{\tilde{A}_O F_A} \otimes |\mathbb{1}\rangle\rangle^{P_B \tilde{B}_I} \otimes |\mathbb{1}\rangle\rangle^{\tilde{B}_O F_B} \otimes |\mathbb{1}\rangle\rangle^{P_C \tilde{C}_I} \otimes |\mathbb{1}\rangle\rangle^{\tilde{C}_O F_C} \otimes \dots$, which involves additional identity channels between additional outgoing (incoming) Hilbert spaces $\mathcal{H}^{P_A}, \mathcal{H}^{P_B}, \mathcal{H}^{P_C}, \dots$ ($\mathcal{H}^{F_A}, \mathcal{H}^{F_B}, \mathcal{H}^{F_C}, \dots$) of the global past (future) party, and additional incoming (outgoing) Hilbert spaces $\mathcal{H}^{\tilde{A}_I}, \mathcal{H}^{\tilde{B}_I}, \mathcal{H}^{\tilde{C}_I}, \dots$ ($\mathcal{H}^{\tilde{A}_O}, \mathcal{H}^{\tilde{B}_O}, \mathcal{H}^{\tilde{C}_O}, \dots$) of the remaining parties, whose dimensions are chosen such that $d_{X_I \tilde{X}_I} = d_{X_O \tilde{X}_O} = d$ for all parties (except P and F).

II. TIME-DELOCALISED SUBSYSTEMS AND OPERATIONS

A. General discussion of the concept

The concept of time-delocalised subsystem arises from combining two notions from standard quantum theory, namely the definition of quantum subsystem decompositions in terms of tensor product structures, and the fact that a fragment of a quantum circuit containing multiple operations implements itself a quantum operation from all its incoming to all its outgoing systems.

In quantum theory, the division of a physical system into subsystems is formally described through the choice of a *tensor product structure*. Equipping a given Hilbert space \mathcal{H}^Y , corresponding to some quantum system Y , with a tensor product structure means choosing an isomorphism (i.e., a unitary transformation) $J : \mathcal{H}^Y \rightarrow \bigotimes_{i=1}^n \mathcal{H}^{Y_i}$, where $\mathcal{H}^{Y_1}, \dots, \mathcal{H}^{Y_n}$ are Hilbert spaces of dimensions d_{Y_1}, \dots, d_{Y_n} , with $\prod_{i=1}^n d_{Y_i} = d_Y$. Such a choice establishes a notion of locality on \mathcal{H}^Y , and defines a decomposition of the system Y into subsystems Y_1, \dots, Y_n . For instance, the operators in $\mathcal{L}(\mathcal{H}^Y)$ that are local on the subsystem Y_i are those of the form $J^\dagger (O^{Y_i} \otimes \mathbb{1}^{Y_1, \dots, Y_{i-1} Y_{i+1}, \dots, Y_n}) J$ with $O^{Y_i} \in \mathcal{L}(\mathcal{H}^{Y_i})$. (Equivalently, the tensor product structure can also be *defined* in terms of the algebras of operators that are local on the different subsystems [28].) Since the choice of such a tensor product structure is not unique, there are many different ways to view \mathcal{H}^Y as the state space of some quantum system with multiple subsystems.

In standard quantum theory, physical systems evolve with respect to a fixed background time. At an abstract level, such standard quantum mechanical time evolution can be described in terms of a *quantum circuit*, that is, a collection of quantum operations (pictorially represented by “boxes”) that are composed through quantum systems (pictorially represented by “wires”) in an acyclic network. The operations in such a quantum circuit thus act on their incoming and outgoing quantum systems (which may consist of several subsystems) at definite times. One may however also consider quantum operations that act on several subsystems associated with different times. In fact, this possibility arises naturally within the quantum circuit framework. Namely, if one considers a generic fragment of a quantum circuit containing many operations, that fragment implements a quantum operation from the joint system of all wires that enter into it, to the joint system of all wires that go out of it [22], where the incoming and outgoing “wires” are generally associated with Hilbert spaces at different times (see Fig. 2(a) for an example).

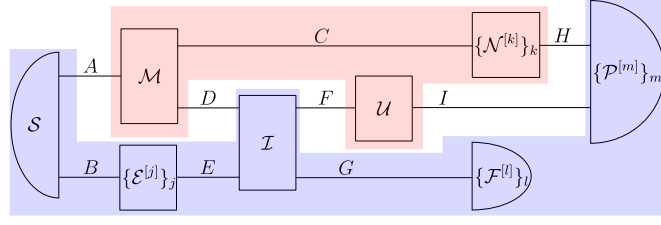
One may choose to describe such a quantum operation implemented by a fragment with respect to a different subsystem decomposition. Formally, this is achieved by composing its incoming, respectively outgoing, wires with some isomorphisms that define a different tensor product structure on the corresponding joint Hilbert spaces (see Fig. 2(b)). The resulting subsystems are then in general not associated with a definite time. This is what one understands by a *time-delocalised subsystem*.

To describe the full circuit in terms of these newly chosen time-delocalised subsystems, the operation implemented by the complement of the fragment under consideration needs to be composed with precisely the inverse of the chosen isomorphisms (see Fig. 2(c)). The composition of the two fragments (which, for a circuit with no open wires, corresponds to the joint probability of the measurement outcomes of the different operations in the circuit [29, 30], see Fig. 1(a)) then indeed remains the same in the “old” and “new” descriptions. This follows from the properties of the link product (see Appendix A, Eqs. (A7) and (A8)), which provides a formal tool to connect the different fragments that a quantum circuit is decomposed into [21, 22].

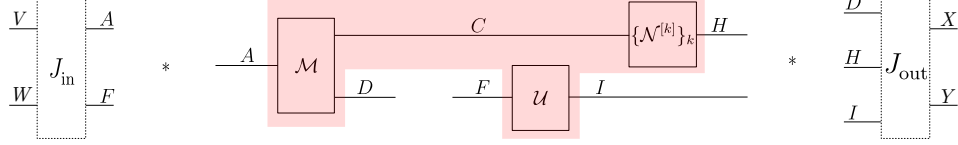
The structure of a given circuit with respect to such a choice of time-delocalised subsystems can also be tested operationally [19]. We comment on this in Appendix B.

The concept of time-delocalised subsystems was introduced in Ref. [19] in order to provide a rigorous basis for

(a)



(b)



(c)

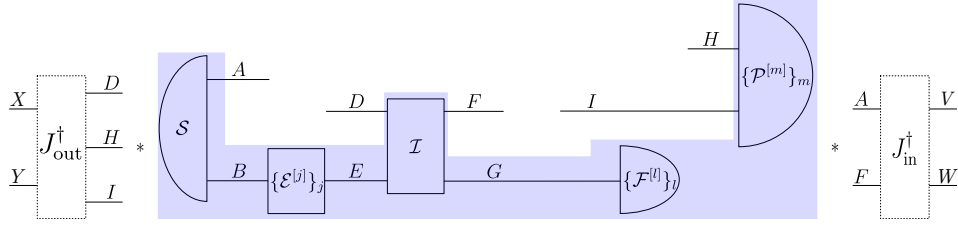


FIG. 2. (a) Example of a quantum circuit, consisting of quantum operations \mathcal{S} , \mathcal{M} , $\{\mathcal{E}^{[j]}\}_j$, \mathcal{I} , \mathcal{U} , $\{\mathcal{N}^{[k]}\}_k$, $\{\mathcal{F}^{[l]}\}_l$, $\{\mathcal{P}^{[m]}\}_m$, which are composed through the systems $A, B, C, D, E, F, G, H, I$, and a decomposition thereof into fragments, corresponding to the red and blue boxes. The red fragment implements itself a quantum operation from the incoming systems A and F to the outgoing systems D, H and I , which are each associated with different times. It is composed with its complement, the blue fragment, which implements a quantum operation from the systems D, H, I to the systems A, F .

(b) Description of the red circuit fragment in terms of time-delocalised subsystems V, W, X, Y , which are defined by isomorphisms $J_{\text{in}} : \mathcal{H}^{VW} \rightarrow \mathcal{H}^{AF}$ and $J_{\text{out}} : \mathcal{H}^{DHI} \rightarrow \mathcal{H}^{XY}$.

(c) Description of the blue circuit fragment in terms of the time-delocalised subsystems V, W, X, Y .

the claim that certain quantum processes with indefinite causal order, most notably the quantum switch, have a realisation in standard quantum theory. Namely, it was shown that the standard, temporally ordered quantum circuit that describes certain types of experiments proposed as implementations of the quantum switch indeed takes the structure of a circuit with a cycle as in the process matrix framework (i.e., as in Fig. 1), when one changes to a description in terms of specific time-delocalised subsystems. In other words, when these experiments are realised physically, what “happens” on these time-delocalised systems is precisely the structure described in the process matrix framework. It is in that sense that these experiments can be considered *realisations* of the abstract mathematical concept.

It was then shown that this argument can be generalised, and that there exist other types of processes which have a realisation in this sense. Notably, this is the case for the entire class of unitary extensions of bipartite processes, of which the quantum switch is a particular example. It was subsequently shown in Refs. [31, 32] that all such processes are variations of the quantum switch, but the proof of Ref. [19] did not rely on this knowledge. It is the idea behind the original proof from Ref. [19], together with the subsequent result of Refs. [31, 32], that will allow us to generalise the proof to the tripartite case. We will therefore in the following recall the bipartite result from Ref. [19] in the language and conventions we use in this paper (notably employing the Choi representation and the link product).

B. Unitary extensions of bipartite processes on time-delocalised subsystems

The bipartite result can be formulated as the following proposition.

Proposition 1. *Consider a unitary extension of a bipartite process, described by a process vector $|U\rangle\rangle \in \mathcal{H}^{P_O A_{IO} B_{IO} F_I}$, composed with unitary local operations $U_A : \mathcal{H}^{A_I A'_I} \rightarrow \mathcal{H}^{A_O A'_O}$ and $U_B : \mathcal{H}^{B_I B'_I} \rightarrow \mathcal{H}^{B_O B'_O}$. For any such process, the*

following exist.

1. A temporal circuit as in Fig. 3, in which U_A is applied on some systems A_I and A_O at a definite time, preceded and succeeded respectively by two unitary circuit operations $\omega_1(U_B) : \mathcal{H}^{B_I' P_O} \rightarrow \mathcal{H}^{A_I' E}$ and $\omega_2(U_B) : \mathcal{H}^{A_O' E} \rightarrow \mathcal{H}^{B_O' F_I}$ that depend on U_B .
2. Isomorphisms $J_{\text{in}} : \mathcal{H}^{B_I' Z} \rightarrow \mathcal{H}^{A_O' P_O}$ and $J_{\text{out}} : \mathcal{H}^{A_I' F_I} \rightarrow \mathcal{H}^{B_O' \bar{Z}}$, such that, with respect to the subsystem B_I of $A_O P_O$ and the subsystem B_O of $A_I F_I$ that these isomorphisms define, the circuit in Fig. 3 takes the form of a cyclic circuit composed of U , U_A and U_B , as on the left-hand side of Fig. 1(b).

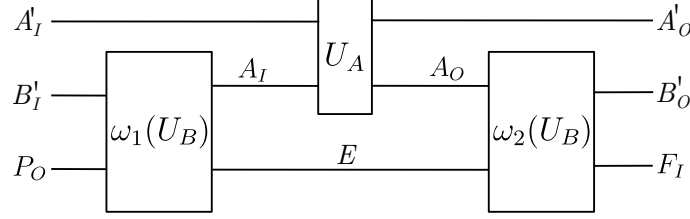


FIG. 3. Temporal circuit for a bipartite unitary process, with U_A being applied on time-local systems A_I and A_O , and with circuit operations $\omega_1(U_B) : \mathcal{H}^{B_I' P_O} \rightarrow \mathcal{H}^{A_I' E}$ and $\omega_2(U_B) : \mathcal{H}^{A_O' E} \rightarrow \mathcal{H}^{B_O' F_I}$ that depend on U_B , and that are connected by an ancilla E .

Here, we outline the main points of the proof. All technical details and calculations are given in Appendix C.

Outline of proof. The existence of a temporal circuit with the form of Fig. 3 is shown in Appendix C 1. It follows from the fact that any unitary extension of a one-party process can be implemented as a fixed-order circuit or *quantum comb* [21, 22], in which the party applies its operation at a definite time. For a unitary extension of a bipartite process, one can therefore find a fixed-order circuit in which one of the parties acts at a definite time, and which is composed of circuit operations that depend on the operation of the other party.

In Appendix C 2, we show that the unitary U which defines the process isomorphically maps some subsystem of $A_O P_O$ to B_I , and B_O to some subsystem of $A_I F_I$. The corresponding isomorphisms $J_{\text{in}} : \mathcal{H}^{B_I' Z} \rightarrow \mathcal{H}^{A_O' P_O}$ and $J_{\text{out}} : \mathcal{H}^{A_I' F_I} \rightarrow \mathcal{H}^{B_O' \bar{Z}}$ (where Z and \bar{Z} are appropriate complementary subsystems) can be taken to define an alternative description of the circuit in Fig. 3 in terms of time-delocalised subsystems, since there, P_O , A_I , A_O and F_I are time-local wires.

In Appendix C 3, we change to the description of the circuit in terms of these time-delocalised subsystems. For that purpose, we decompose the circuit into the red and blue circuit fragment shown in Fig. 4 below. By construction, when composed with J_{in} and J_{out} , the red fragment consists of precisely one application of $U_B : \mathcal{H}^{B_I' B_I'} \rightarrow \mathcal{H}^{B_O' B_O'}$, in parallel to an identity channel from Z to \bar{Z} (see Fig. 4(a)). The blue fragment, which is just the operation U_A , needs to be composed with the inverse isomorphisms J_{in}^\dagger and J_{out}^\dagger so that the overall, global transformation implemented by the circuit remains the same (see Fig. 4(b)). In the new description of the circuit of Fig. 3 in terms of these subsystems, one thus obtains a cyclic circuit as on the left-hand side of Fig. 4(c).

The final step is to note that the composition of the inverse isomorphisms J_{in}^\dagger and J_{out}^\dagger with the identity channel $\mathbb{1}^{Z \rightarrow \bar{Z}}$ over the systems Z and \bar{Z} is precisely the unitary operation U that defines the process. Therefore, in this “coarse-grained” description with respect to the systems P_O , $A_{IO}^{(I)}$, $B_{IO}^{(I)}$, and F_I , the circuit indeed consists of three transformations $U_A : \mathcal{H}^{A_I' A_I'} \rightarrow \mathcal{H}^{A_O' A_O'}$, $U_B : \mathcal{H}^{B_I' B_I'} \rightarrow \mathcal{H}^{B_O' B_O'}$ and $U : \mathcal{H}^{P_O A_O B_O} \rightarrow \mathcal{H}^{F_I A_I B_I}$ that are composed in a cyclic circuit as in the process matrix picture (see the right-hand side of Fig. 4(c)). In other words, it is precisely that structure that “happens” on the subsystems with respect to which we chose to describe the circuit. This establishes the bipartite result.

Applying the bipartite constructions presented here to the particular case of the quantum switch leads to an “asymmetric” implementation with Alice performing a time-local operation and Bob’s operation being time-delocalised through coherent control of the times at which it is applied. For “symmetric” implementations in which both Alice’s and Bob’s operation are time-delocalised, a similar argument can be made [19].

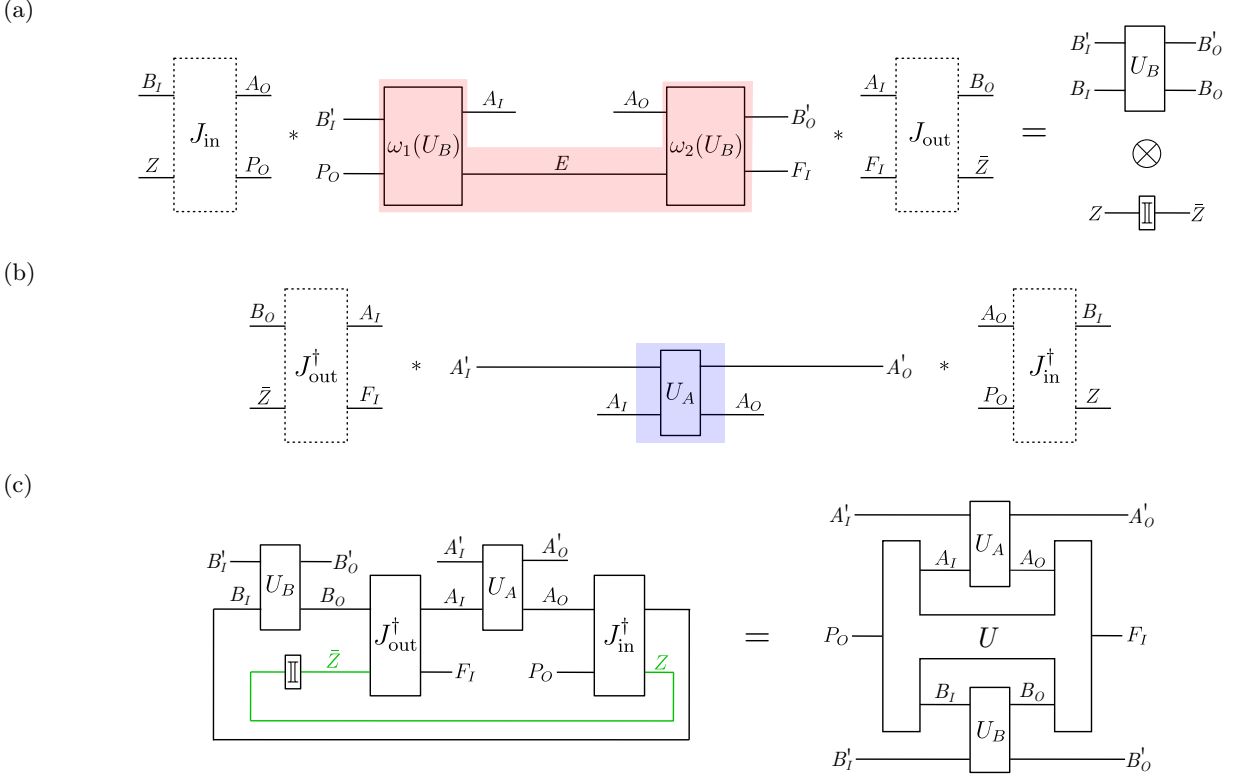


FIG. 4. (a) Description of the red circuit fragment, which implements an operation from $\mathcal{H}^{B'_I P_O A_O}$ to $\mathcal{H}^{B'_O A_I F_I}$, in terms of the time-delocalised subsystems $B_I Z$ of $A_O P_O$ and $B_O \bar{Z}$ of $A_I F_I$.

(b) Description of the blue circuit fragment, which is simply the operation U_A , in terms of the time-delocalised subsystems $B_I Z$ of $A_O P_O$ and $B_O \bar{Z}$ of $A_I F_I$.

(c) In the new subsystem description, one obtains a cyclic circuit, as considered in the process matrix framework, where the unitary operation U that defines the process is obtained by composing the inverse isomorphisms J_{in}^\dagger and J_{out}^\dagger and the identity channel $\mathbb{1}^{Z \rightarrow \bar{Z}}$ over the systems Z and \bar{Z} .

III. UNITARY EXTENSIONS OF TRIPARTITE PROCESSES ON TIME-DELOCALISED SUBSYSTEMS

For unitary extensions of processes with more than two parties, it is a priori unclear whether and how a realisation on time-delocalised subsystems can be found. In the following, we will show that for all unitary extensions of tripartite processes, there indeed exists a temporal circuit with a structure that enables one to identify suitable time-delocalised subsystems.

Again, we only outline the proof in the main text. All technical proofs and calculations for this tripartite construction are given in Appendix D.

Proposition 2. Consider a unitary extension of a tripartite process, described by a process vector $|U\rangle\rangle \in \mathcal{H}^{P_O A_{IO} B_{IO} C_{IO} F_I}$, composed with unitary local operations $U_A : \mathcal{H}^{A_I A'_I} \rightarrow \mathcal{H}^{A_O A'_O}$, $U_B : \mathcal{H}^{B_I B'_I} \rightarrow \mathcal{H}^{B_O B'_O}$ and $U_C : \mathcal{H}^{C_I C'_I} \rightarrow \mathcal{H}^{C_O C'_O}$. For any such process, the following exist.

1. A temporal circuit of the form shown in Fig. 5, in which U_A and U_B are applied on the “target” input and output systems $T_1^{(I)}$ or $T_2^{(I)}$, coherently conditioned on the state of the “control systems” $Q_1^{(I)}$ and $Q_2^{(I)}$, and which is composed of circuit operations that depend on U_C .
2. Isomorphisms $J_{\text{in}} : \mathcal{H}^{A_I B_I C_I Y Z} \rightarrow \mathcal{H}^{T_1 T_2 \bar{T}_1 \bar{T}_2 Q_1 P_O}$ and $J_{\text{out}} : \mathcal{H}^{T'_1 T'_2 \bar{T}'_1 \bar{T}'_2 Q'_2 F_I} \rightarrow \mathcal{H}^{A_O B_O C_O \bar{Y} \bar{Z}}$, such that, with respect to the subsystems $A_I B_I C_I$ of $T_1 T_2 \bar{T}'_1 \bar{T}'_2 Q_1 P_O$ and the subsystem $A_O B_O C_O$ of $T'_1 T'_2 \bar{T}'_1 \bar{T}'_2 Q'_2 F_I$ that these isomorphisms define, the circuit in Fig. 5 takes the desired form of a cyclic circuit composed of U , U_A , U_B and U_C .

Outline of proof. The existence of a temporal circuit as in Fig. 5 is shown in Appendix D1. It follows from the result that all unitary extensions of bipartite processes can be implemented as “variations of the quantum switch” [31,

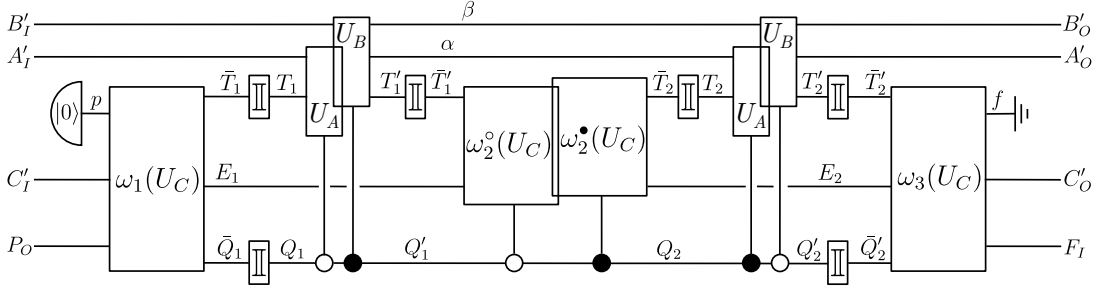


FIG. 5. Temporal circuit for a general tripartite unitary process. U_A and U_B are applied either on the time-local target system $T_1^{(i)}$ or $T_2^{(i)}$ (and the ancillary systems), depending coherently on the state of the two-dimensional control systems $Q_1^{(i)}$ and $Q_2^{(i)}$. These two applications of the coherently controlled operations are surrounded by circuit operations $\omega_1(U_C) : \mathcal{H}^{pC_I'P_O} \rightarrow \mathcal{H}^{\bar{T}_1E_1\bar{Q}_1}$, $\omega_2^\circ(U_C) : \mathcal{H}^{\bar{T}_1'E_1} \rightarrow \mathcal{H}^{\bar{T}_2E_2}$, $\omega_2^\bullet(U_C) : \mathcal{H}^{\bar{T}_1'E_1} \rightarrow \mathcal{H}^{\bar{T}_2E_2}$ and $\omega_3(U_C) : \mathcal{H}^{\bar{T}_2'E_2\bar{Q}_2} \rightarrow \mathcal{H}^{fC_O'F_I}$ that depend on U_C , the third party's (Charlie's) operation. The boxes \mathbb{I} stand for identity channels that relate the systems with and without the “bars”. The ancillary system p is prepared in the state $|0\rangle^p$ in the beginning, and the final ancillary system f is discarded (which does however not introduce any decoherence, since it always ends up in the state $|0\rangle^f$; see Appendix D 1). The coherently controlled applications of U_A and U_B , as well as of $\omega_2^\circ(U_C)$ and $\omega_2^\bullet(U_C)$ are displayed with a slight shift for graphical clarity, but they can be taken to act at the same time.

32], in which the time of the two local operations is controlled coherently. Any unitary extension of a tripartite process can thus be implemented as a variation of the quantum switch, with two local operations whose time is controlled coherently, and which is composed of circuit operations that depend on the third local operation. The isomorphisms $J_{\text{in}} : \mathcal{H}^{A_I B_I C_I Y Z} \rightarrow \mathcal{H}^{T_1 T_2 \bar{T}_1' \bar{T}_2' Q_1 P_O}$ and $J_{\text{out}} : \mathcal{H}^{T_1' T_2' \bar{T}_1 \bar{T}_2 Q_2 F_I} \rightarrow \mathcal{H}^{A_O B_O C_O \bar{Y} \bar{Z}}$ (where again, Y, Z, \bar{Y} and \bar{Z} are appropriate complementary subsystems) are defined in Appendix D 2. When described with respect to the corresponding time-delocalised subsystems (see Appendix D 3), the red circuit fragment shown in Fig. 6(a) consists of precisely one application of U_A and U_B , in parallel to a unitary operation $R(U_C) : \mathcal{H}^{C_I' C_I Y Z \bar{Q}_2'} \rightarrow \mathcal{H}^{C_O' C_O \bar{Y} \bar{Z} \bar{Q}_1}$. Under that change of subsystems, the complementary blue fragment becomes an operation $R' : \mathcal{H}^{P_O A_O B_O C_O \bar{Y} \bar{Z} \bar{Q}_1} \rightarrow \mathcal{H}^{F_I A_I B_I C_I Y Z \bar{Q}_2'}$ (see Fig. 6(b)). $R(U_C)$ and R' cannot be further decomposed for now.

At this point, we thus have a cyclic circuit which consists of the four boxes U_A , U_B , $R(U_C)$ and R' , and which involves the systems P_O , $A_{IO}^{(i)}$, $B_{IO}^{(i)}$, $C_{IO}^{(i)}$, F_I , as well as Y , \bar{Y} , Z , \bar{Z} , \bar{Q}_1 , \bar{Q}_2' . In order to obtain a description with respect to only the systems P_O , $A_{IO}^{(i)}$, $B_{IO}^{(i)}$, $C_{IO}^{(i)}$, F_I , in the cyclic circuit fragment consisting of the operations $R(U_C)$ and R' , we need to evaluate the composition over the systems Y , \bar{Y} , Z , \bar{Z} , \bar{Q}_1 , \bar{Q}_2' (but not over the systems C_I and C_O , which we wish to maintain in the description). The isomorphisms J_{in} and J_{out} are constructed in precisely such a way (based again on the abstract relation between the systems in the process that we also used in the bipartite proof) that, when this composition of $R(U_C)$ and R' over Y , \bar{Y} , Z , \bar{Z} , \bar{Q}_1 , \bar{Q}_2' is evaluated, the result is a cyclic circuit fragment consisting of the unitary operation $U : \mathcal{H}^{P_O A_O B_O C_O} \rightarrow \mathcal{H}^{F_I A_I B_I C_I}$ that defines the process, composed with the operation $U_C : \mathcal{H}^{C_I C_I'} \rightarrow \mathcal{H}^{C_O C_O'}$ (see Fig. 6(c)). (Note the particularity that U_C only appears as an explicit part of the cyclic circuit *after* this composition of $R(U_C)$ with R' , and is not a tensor product factor of $R(U_C)$).

Therefore, in its description with respect to the systems P_O , $A_{IO}^{(i)}$, $B_{IO}^{(i)}$, $C_{IO}^{(i)}$, F_I , the circuit in Fig. 5 indeed consists of the four operations $U_A : \mathcal{H}^{A_I A_I'} \rightarrow \mathcal{H}^{A_O A_O'}$, $U_B : \mathcal{H}^{B_I B_I'} \rightarrow \mathcal{H}^{B_O B_O'}$, $U_C : \mathcal{H}^{C_I C_I'} \rightarrow \mathcal{H}^{C_O C_O'}$ and $U : \mathcal{H}^{P_O A_O B_O C_O} \rightarrow \mathcal{H}^{F_I A_I B_I C_I}$, connected in a cyclic circuit as in the process matrix framework (see Fig. 6(d)). This establishes the tripartite result.

Note that a similar construction is possible when one considers an “asymmetric” tripartite temporal circuit where U_A is applied at a given, well-defined time, and U_B either before or after it, coherently depending on the control systems (or vice versa, with the roles of A and B exchanged).

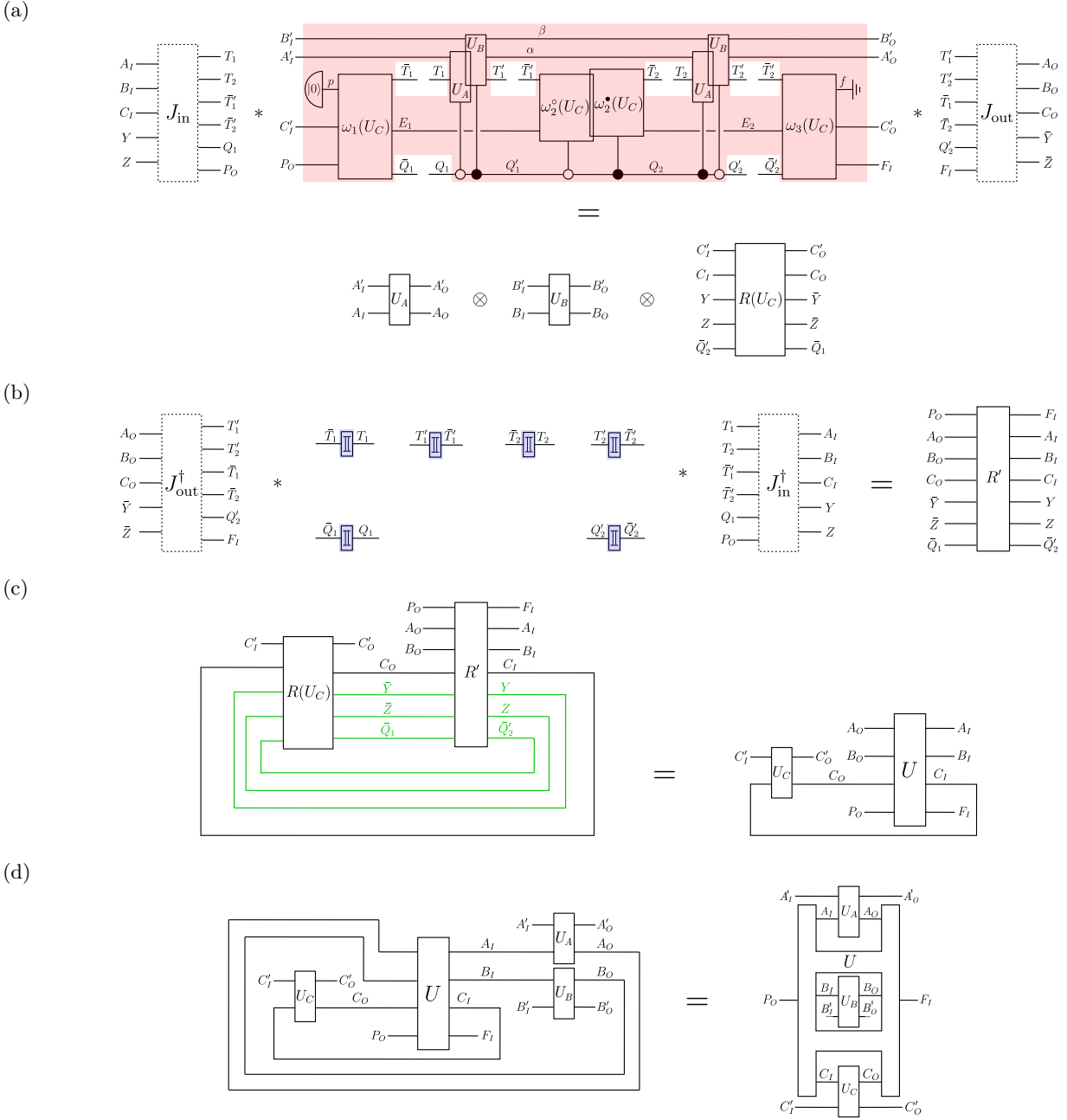


FIG. 6. (a) Description of the red circuit fragment in terms of the time-delocalised subsystems A_I, B_I, C_I, Y, Z of the joint system $T_1 T_2 \bar{T}'_1 \bar{T}'_2 Q_1 P_O$, and $A_O, B_O, C_O, \bar{Y}, \bar{Z}$ of the joint system $T'_1 T'_2 \bar{T}_1 \bar{T}_2 Q'_2 F_I$.

(b) Description of the blue circuit fragment in terms of the time-delocalised subsystems A_I, B_I, C_I, Y, Z of the joint system $T_1 T_2 \bar{T}'_1 \bar{T}'_2 Q_1 P_O$, and $A_O, B_O, C_O, \bar{Y}, \bar{Z}$ of the joint system $T'_1 T'_2 \bar{T}_1 \bar{T}_2 Q'_2 F_I$.

(c) The composition of the operations $R(U_C)$ and R' over the systems $Y, \bar{Y}, Z, \bar{Z}, \bar{Q}_1, \bar{Q}'_2$ gives rise to a cyclic circuit fragment consisting of the operation U_C and the unitary U that defines the process.

(d) With respect to the systems $P_O, A'_{IO}, B'_{IO}, C'_{IO}, F_I$, as well as the time-delocalised systems A_{IO}, B_{IO}, C_{IO} , the full circuit therefore consists of U_A, U_B, U_C and U , composed in a cyclic manner as in the process matrix framework.

IV. A PROCESS THAT VIOLATES CAUSAL INEQUALITIES ON TIME-DELOCALISED SUBSYSTEMS

In Ref. [25], it was shown that, for three and more parties, there exist process matrices that violate causal inequalities and that can be interpreted as “classical” process matrices, since they are diagonal in the computational basis. An

example, first found by Araújo and Feix and further studied by Baumeler and Wolf in Refs. [26, 33], is the process matrix

$$W_{\text{AF}} = \sum_{a_O b_O c_O} | \neg b_O \wedge c_O, \neg c_O \wedge a_O, \neg a_O \wedge b_O \rangle \langle \neg b_O \wedge c_O, \neg c_O \wedge a_O, \neg a_O \wedge b_O |^{A_I B_I C_I} \otimes | a_O, b_O, c_O \rangle \langle a_O, b_O, c_O |^{A_O B_O C_O}, \quad (4)$$

where $a_O, b_O, c_O \in \{0, 1\}$ and where \neg is the negation. It was then shown by Baumeler and Wolf [33] (cf. also Refs. [23, 34]) that W_{AF} has a unitary extension $W_{\text{BW}} = |U_{\text{BW}}\rangle\langle U_{\text{BW}}|$, with

$$|U_{\text{BW}}\rangle = \sum_{\substack{a_O b_O c_O \\ p_1 p_2 p_3}} |p_1, p_2, p_3\rangle^{P_1 P_2 P_3} \otimes |p_1 \oplus \neg b_O \wedge c_O, p_2 \oplus \neg c_O \wedge a_O, p_3 \oplus \neg a_O \wedge b_O\rangle^{A_I B_I C_I} \\ \otimes |a_O, b_O, c_O\rangle^{A_O B_O C_O} \otimes |a_O, b_O, c_O\rangle^{F_1 F_2 F_3} \quad (5)$$

(with $p_1, p_2, p_3 \in \{0, 1\}$, i.e., $\mathcal{H}^{P_O} = \mathcal{H}^{P_1 P_2 P_3}$ and $\mathcal{H}^{F_I} = \mathcal{H}^{F_1 F_2 F_3}$ consisting of three qubits each, and with \oplus denoting addition modulo 2). W_{AF} is recovered from $|U_{\text{BW}}\rangle\langle U_{\text{BW}}|$ when the global past party prepares the state $|0, 0, 0\rangle\langle 0, 0, 0|^{P_1 P_2 P_3}$, and the global future party is traced out. What kind of temporal circuit do we obtain when we apply the general tripartite considerations from the previous section to this particular example? A possible such realisation of this process on time-delocalised subsystems is given by the circuit shown in Fig. 7 (similar circuits corresponding to this process have also been studied in other contexts in Refs. [34–36]).

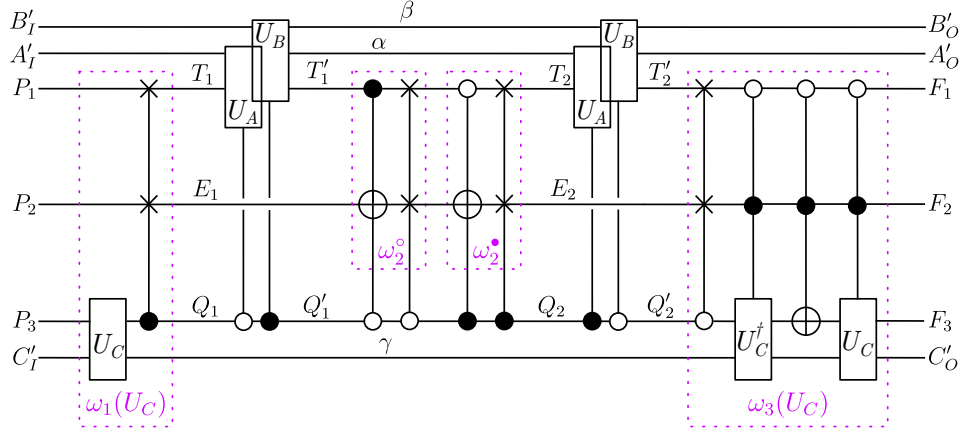


FIG. 7. Realisation on time-delocalised subsystems of $|U_{\text{BW}}\rangle$. Note that for this particular process, the two circuit operations ω_2^o and ω_2^\bullet do not depend on U_C . For simplicity of the representation, the identity channels $\mathbb{1}_{T_1 \rightarrow T_1}$, $\mathbb{1}_{T'_1 \rightarrow T'_1}$, $\mathbb{1}_{T_2 \rightarrow T_2}$, $\mathbb{1}_{T'_2 \rightarrow T'_2}$, $\mathbb{1}_{Q_1 \rightarrow Q_1}$ and $\mathbb{1}_{Q'_2 \rightarrow Q'_2}$ that constitute the blue circuit fragment in Fig. 6 are omitted in the figure here.

Note that, with respect to the general tripartite circuit of Fig. 5, we can make a few simplifications for this particular process. In order to match the general form, the ancilla γ would need to be incorporated into the circuit ancillas E_1 , and E_2 . But since it is just transmitted identically from $\omega_1(U_C)$ to $\omega_3(U_C)$, we may keep it as a separate wire. There is also no need to introduce the additional systems p and f , since the dimensions of ancillary systems in the two coherent “branches” are already the same (see Appendix D 1).

The four circuit operations can be further broken down into several temporal steps, as shown within the purple boxes. This allows one to get a descriptive understanding of how the “time-delocalisation” of Charlie’s operation comes about in this realisation. Namely, a time-local instance of U_C is applied once as part of the first circuit operation, and determines the state of the “control” systems that determine coherently whether U_A is applied on $T_1^{(l)}$ and U_B on $T_2^{(l)}$ or vice versa (i.e., their order). After they have both been applied, a “reversal and reapplication” of U_C may occur, with a NOT-gate in between, and whether this happens or not is determined jointly by the operations of Alice and Bob. However, we emphasize again that the occurrence of several time-local operations that depend on U_C does not mean that U_C is applied multiple times. Instead, just like U_A and U_B , it is applied once and only once, on time-delocalised input and output systems. In Appendix D 4 a, we give the explicit expressions of the circuit operations, as well as for the isomorphisms that define the decomposition into time-delocalised subsystems, for this particular case.

The abstract process W_{AF} in Eq. (4) violates causal inequalities when each party performs a computational basis measurement on its incoming Hilbert space (and outputs the measurement result o_X), and prepares the computational basis state $|i_X\rangle$ (corresponding to its classical input i_X) on its outgoing Hilbert space. The corresponding unitary

operations that need to be applied in the “pure” description of the process (and therefore in the circuit of Fig. 7) are $U_X = \mathbb{1}^{X_I \rightarrow X'_O} \otimes \mathbb{1}^{X'_I \rightarrow X_O}$ for $i_X = 0$, and $U_X = \mathbb{1}^{X_I \rightarrow X'_O} \otimes X^{X'_I \rightarrow X_O}$ for $i_X = 1$ (where $X^{Y \rightarrow Z} := |0\rangle^Z \langle 1|^Y + |1\rangle^Z \langle 0|^Y$ denotes a NOT-gate). The correlation is then recovered from that pure description by taking the incoming ancillary systems to be in the state $|0\rangle^{X'_I}$ and measuring the outgoing ancillary systems in the computational basis. One obtains the deterministic correlation $P(o_A, o_B, o_C | i_A, i_B, i_C) = \delta_{o_A, \neg i_B \wedge i_C} \delta_{o_B, \neg i_C \wedge i_A} \delta_{o_C, \neg i_A \wedge i_B}$, which was shown to violate causal inequalities in Ref. [26].

An example of a causal inequality that is violated by this correlation is

$$\begin{aligned} &P(0, 0, 0 | 0, 0, 1) + P(0, 0, 1 | 0, 0, 1) + P(0, 0, 0 | 1, 0, 0) + P(1, 0, 0 | 1, 0, 0) \\ &+ P(0, 0, 0 | 0, 1, 0) + P(0, 1, 0 | 0, 1, 0) - P(0, 0, 0 | 0, 0, 0) =: I_1 \geq 0, \end{aligned} \quad (6)$$

which was derived in Ref. [8]. (It corresponds to Eq.(26) given there, with 0 and 1 exchanged for all inputs and outputs). Here, we find that $I_1 = -1$.

Interestingly, for that particular process with these particular local operations, all operations involved in the tripartite construction simply take computational basis states to computational basis states. These can be understood as deterministic operations between classical random variables, rather than unitary operations between quantum systems. In Appendix D 4 b, we explain this in more detail.

All things considered, our main result is thus that there exist classical, deterministic circuits, composed of operations between *time-local variables*, which, when described in terms of suitable *time-delocalised variables*, correspond to classical, deterministic processes that violate causal inequalities.

V. NONCAUSAL CORRELATIONS BETWEEN TIME-DELOCALISED VARIABLES

After having established that this realisation of a noncausal process exists, we now turn to the question of what we should conclude from the fact that a causal inequality can be violated in such a situation. The general reasoning behind causal inequalities is similar to that behind Bell inequalities—one considers certain assumptions which restrict the correlations that can arise from some experiment, and their violation then implies that not all of these assumptions are satisfied. In the original approach developed in Ref. [2], one firstly assumes that the events involved in the experiment take place in a *causal order* (which, in general, can be dynamical and subject to randomness [6, 8]). With respect to this causal order, there are two further assumptions that enter the derivation of causal inequalities. Firstly, the classical inputs which the parties receive are subject to *free choice*. Secondly, the parties operate in *closed laboratories*. That is, intuitively speaking, they open their laboratory once to let a physical system enter, interact with it and open their laboratory once again to send out a physical system, which provides the sole means of information exchange between the local variables and the rest of the experiment. In order to clarify whether the violation of a causal inequality discovered here is meaningful and interesting, the question that we need to address is whether one would naturally expect the *free choice* and *closed laboratory* assumptions to be satisfied in our scenario with time-delocalised variables, or whether one of them is manifestly violated.

In the following, we will formulate these assumptions, for the multipartite case, in a way that is suitable for our time-delocalised setting, namely directly in terms of the variables involved (rather than in terms of “events” as in [2]), and show that they indeed imply that causal inequalities must be respected. Our formulation, which provides a strengthening of the original derivation in Ref. [2] by relaxing the *closed laboratories* assumption (see below), is directly motivated by the observable causal relations between the variables of interest. Thus, the violation of a causal inequality in the experiment can be seen as a compelling, device-independent demonstration of the nonexistence of a possibly dynamical and random causal order between the variables.

A causal order between the elements of some set \mathcal{S} is formally described by a *strict partial order* (SPO) on \mathcal{S} [2, 6]. A SPO is a binary relation \prec , which, for all $X, Y, Z \in \mathcal{S}$, satisfies *irreflexivity* (not $X \prec X$) and *transitivity* (if $X \prec Y$ and $Y \prec Z$, then $X \prec Z$). (Note that irreflexivity and transitivity together imply *asymmetry*, i.e., if $X \prec Y$, then not $Y \prec X$.) If $X \prec Y$, we will say that “ X is in the causal past of Y ” (equivalently, “ Y is in the causal future of X ”). For $X \neq Y$ and not $X \prec Y$, we will use the notation $X \not\prec Y$, and the terminology “ X is not in the causal past of Y ” (equivalently, “ Y is not in the causal future of X ”). If $X \not\prec Y$ and $Y \not\prec X$, we will say that “ X is in the causal elsewhere of Y ” (equivalently, “ Y is in the causal elsewhere of X ”). For subsets $\mathcal{S}' \subset \mathcal{S}$, we will use the short-hand notation $X \not\prec \mathcal{S}'$ to denote that $\forall Y \in \mathcal{S}', X \not\prec Y$. We furthermore define the “causal past” of X as the set $\mathcal{P}_X := \{Y \in \mathcal{S} | Y \prec X\}$, the “causal future” of X as $\mathcal{F}_X := \{Y \in \mathcal{S} | X \prec Y\}$ and the “causal elsewhere” [37] of X as $\mathcal{E}_X := \{Y \in \mathcal{S} | Y \not\prec X \text{ and } X \not\prec Y\}$. Also, note that a SPO on \mathcal{S} naturally induces a SPO on any subset of \mathcal{S} .

The variables involved in the process under consideration are the time-delocalised incoming and outgoing variables $A_I, A_O, B_I, B_O, C_I, C_O$, as well as the settings and outcomes, which can be described by random variables I_A, I_B, I_C (with values i_A, i_B, i_C , respectively) and O_A, O_B, O_C (with values o_A, o_B, o_C , respectively). We will abbreviate

the set of all these variables to $\Gamma := \{A_I, A_O, B_I, B_O, C_I, C_O, I_A, O_A, I_B, O_B, I_C, O_C\}$. The assumption that the correlations $P(o_A, o_B, o_C | i_A, i_B, i_C)$ arise from a situation in which these variables occur in a (generally probabilistic and dynamical) causal order can be formalised as follows.

Causal order assumption. There exists a random variable which takes values $\kappa(\Gamma)$ in the possible strict partial orders on the set Γ , and a joint probability distribution $P(o_A, o_B, o_C, \kappa(\Gamma) | i_A, i_B, i_C)$, which, when marginalised over that variable, yields the correlations $P(o_A, o_B, o_C | i_A, i_B, i_C)$ observable in the process, i.e.,

$$\sum_{\kappa(\Gamma)} P(o_A, o_B, o_C, \kappa(\Gamma) | i_A, i_B, i_C) = P(o_A, o_B, o_C | i_A, i_B, i_C). \quad (7)$$

This probability distribution satisfies the following two conditions.

1) *Free choice.* The settings I_A , I_B and I_C are assumed to be *freely chosen*, which means that they cannot be correlated with any properties pertaining to their causal past or elsewhere. That is, the probability for their causal past and elsewhere to consist of certain variables, for the variables in these sets to have a certain causal order, and for the outcome variables in these sets to take certain values, cannot depend on the respective setting. Formally, with respect to I_A , for any (disjoint) subsets \mathcal{Y} and \mathcal{Z} of $\Gamma \setminus \{I_A\}$, and any causal order $\kappa(\mathcal{Y} \cup \mathcal{Z})$ on the variables in $\mathcal{Y} \cup \mathcal{Z}$, the following must hold:

$$P(o^{\mathcal{Y}}, o^{\mathcal{Z}}, \mathcal{P}_{I_A} = \mathcal{Y}, \mathcal{E}_{I_A} = \mathcal{Z}, \kappa(\mathcal{Y} \cup \mathcal{Z}) | i_A, i_B, i_C) = P(o^{\mathcal{Y}}, o^{\mathcal{Z}}, \mathcal{P}_{I_A} = \mathcal{Y}, \mathcal{E}_{I_A} = \mathcal{Z}, \kappa(\mathcal{Y} \cup \mathcal{Z}) | i_B, i_C). \quad (8)$$

Here, by $P(o^{\mathcal{Y}}, o^{\mathcal{Z}}, \mathcal{P}_{I_A} = \mathcal{Y}, \mathcal{E}_{I_A} = \mathcal{Z}, \kappa(\mathcal{Y} \cup \mathcal{Z}) | i_A, i_B, i_C)$, we denote the probability that is obtained from $P(o_A, o_B, o_C, \kappa(\Gamma) | i_A, i_B, i_C)$ by marginalising over all $O_X \notin \mathcal{Y} \cup \mathcal{Z}$, and by summing over all $\kappa(\Gamma)$ that satisfy the specified constraints—that is, all $\kappa(\Gamma)$ for which the causal past \mathcal{P}_{I_A} of I_A is \mathcal{Y} , the causal elsewhere \mathcal{E}_{I_A} of I_A is \mathcal{Z} , and the causal order on the subset $\mathcal{Y} \cup \mathcal{Z}$ is $\kappa(\mathcal{Y} \cup \mathcal{Z})$. The free choice assumption is that this probability is independent of the value of I_A . The analogous conditions must hold with respect to I_B and I_C .

2) *Closed laboratories.* The second constraint is the *closed laboratory* assumption, which says, intuitively speaking, that causal influence from I_A to any other variable except O_A has to “pass through” A_O , that, similarly, any causal influence to O_A from any other variable except I_A has to “pass through” A_I , and that A_I is in the causal past of A_O (and analogously for B and C). Note that, in the original derivation of causal inequalities [2], it was assumed that $X_I \prec X_O$ always holds. Here, we weaken this assumption by requiring that this constraint only holds for at least one particular value of the corresponding setting variable I_X . The reason is that this weakened form of the assumption (unlike the stronger assumption of $X_I \prec X_O$ regardless of the value of I_X) is directly motivated by the observable causal relations in our situation with time-delocalised variables (see the discussion below).

This closed laboratory assumption can be formalised as a constraint on the possible causal orders as follows.

$$P(o_A, o_B, o_C, \kappa(\Gamma) | i_A, i_B, i_C) > 0 \text{ only if } \kappa(\Gamma) \text{ satisfies the following properties for all } Y \in \Gamma: \\ \text{ii) } I_A \prec Y, \text{ iff } Y = O_A \text{ or } Y = A_O \text{ or } A_O \prec Y. \quad \text{ii) } Y \prec O_A, \text{ iff } Y = I_A \text{ or } Y = A_I \text{ or } Y \prec A_I. \quad (9)$$

Furthermore, there exists at least one value i_A^* of I_A for which $A_I \prec A_O$ with certainty, that is

$$P(o_A, o_B, o_C, \kappa(\Gamma) | i_A^*, i_B, i_C) > 0 \text{ only if } \kappa(\Gamma) \text{ satisfies } A_I \prec A_O. \quad (10)$$

The analogous conditions must be satisfied for B and C .

We show in Appendix E that this “causal order assumption”—notably, even with the weakened form of the closed laboratory condition we introduced—implies that the correlations $P(o_A, o_B, o_C | i_A, i_B, i_C)$ that are established in the process must be “causal” [6–8]. Such correlations form a polytope, whose facets precisely define causal inequalities [6–8].

(Note furthermore that we could similarly weaken the assumption that O_A is always in the causal future of A_I . This would however change nothing about the argument, and the proof from Appendix E would go through in the same way.)

Here, we presented the argument in the classical case for concreteness, but it can be readily extended to a quantum process, or even an abstract process [6] possibly compatible with more general operational probabilistic theories (OPTs) [29, 30], where there is no analogue of the classical variables X_I and X_O . Indeed, in the general case all elements of the argument remain the same, except that the objects X_I and X_O over which the partial order is assumed would be general systems rather than classical variables (I_X and O_X will remain classical). Moreover, the argument applies analogously for any number of parties, so we have assumptions applicable to the most general case of a process.

The question is now whether the above free choice and closed laboratory assumptions are compelling in our context of time-delocalised variables, i.e., whether one would naturally expect them to hold in the type of situation we consider here. In the following, we will argue that this is the case.

The causal relations between the incoming and outgoing variables X_I and X_O , as well as the setting and outcome variables I_X and O_X , $X = A, B, C$, can be graphically represented by a directed graph as in Fig. 8, where the arrows describe direct causal influences. These causal influences can be rigorously defined in the framework of *cyclic split-node causal models* [31] (or, in the case of more general quantum processes, *cyclic quantum causal models* [31]). In particular, if we regard each single variable as a split-node (or in the more general case of quantum processes, a quantum node where the output Hilbert space is the dual of the input Hilbert space), the experiment can be viewed as a process on a larger number of nodes, which is given by the (tensor) product of the original process and the local operations of the parties. The causal relations between the new nodes form the cyclic causal structure in Fig. 8. This follows from the known cyclic causal structure of the process W_{AF} [31] and the most general causal structure that each local operation from X_I , I_X to X_O , O_X , $X = A, B, C$, can have. (Here, we are imagining an experiment in which each party could choose over a finite set of local operations that could instantiate all these different causal relations. The set of operations over which the party can choose can be embedded within a single deterministic operation with the maximally connected acyclic causal structure displayed in the figure by choosing I_X and O_X of sufficiently large cardinality.) This causal structure can be operationally verified: by applying time-delocalised SWAP operations on the time-delocalised variables (or quantum systems) so as to “disconnect” the operations of the parties (see Appendix B), one could intervene on the variables (or quantum systems) and verify which ones are directly influenced by which other ones. Note that the process W_{AF} was first studied in the framework of cyclic causal models in Ref. [31], but from the perspective of the “coarse-grained” split nodes defined by the pairs of variables $(X_I, X_O) \equiv X$, for $X = A, B, C$.

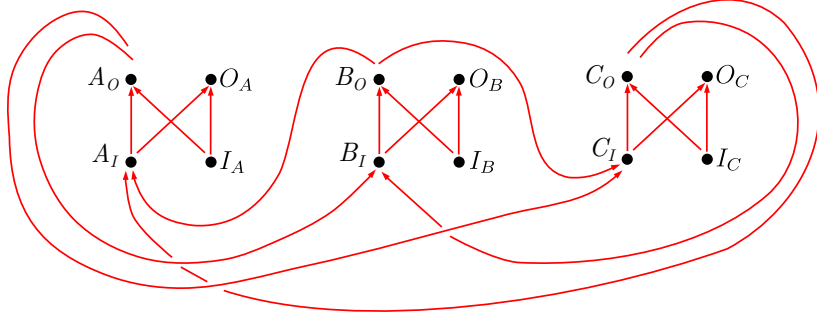


FIG. 8. Causal structure of the cyclic causal model corresponding to the process W_{AF} .

In the causal structure in Fig. 8, the variables I_X are “root variables” and hence they can only be correlated with other variables as a result of causal influence from them to these other variables. It is thus natural to assume the same would be true if there existed an explanation of the correlations in terms of a definite causal order, which legitimates the free choice assumption.

Regarding the closed laboratory assumption, in the graph of Fig. 8, any causal influence from I_X to variables other than O_X and X_O is mediated, or “screened off”, by X_O . Similarly, any influence onto O_X by variables other than I_X and X_I is mediated by X_I . It is natural to assume that these constraints would also hold in any potential explanation of the correlations in terms of a definite causal order. Finally, the causal diagram displays causal influence from X_I to X_O . Note that this causal influence from X_I to X_O can be turned on or off depending on the value of the setting variable I_X . This is precisely the reason why we introduced the weakened form of the closed laboratory assumption described above, which indeed allows for X_O to be inside or outside of the causal future of X_I , depending on the value of I_X .

To summarise, we have shown that there is a set of natural assumptions about the possible underlying causal orders between the variables of interest in our experiment, which are directly motivated by the observable causal relations between these variables, and which imply that the correlations in the experiment would need to respect causal inequalities. The observable violation of a causal inequality in the experiment thus implies that an underlying causal order compatible with these assumptions cannot exist.

DISCUSSION

A central question in the study of quantum causality is which processes with indefinite causal order have a realisation within standard quantum theory. In order to address this question, it is first of all necessary to clarify what it means

for a causally indefinite process to have a standard quantum theoretical realisation, a question that is subtle and has led to a lot of controversy. An answer to this question is provided by the concept of *time-delocalised subsystems*, which establishes a bridge between the standard quantum theoretical description of the scenarios under consideration and their description in the process matrix framework, in which the notion of indefinite causal order is formalised. In this work, we showed that, surprisingly, there exist processes that have realisations on time-delocalised subsystems and that violate causal inequalities, a feature that is generally believed to be impossible within standard physics. For some of these processes, the situation is entirely classical, meaning that there are violations of causal inequalities with classical, time-delocalised variables which are simple to implement in practice. Moreover, the free choice and closed laboratory assumptions that underlie the derivation of causal inequalities are not manifestly violated, which makes causal inequalities a meaningful device-independent concept to qualify these realisations as incompatible with a definite causal order.

The full implications of this finding are yet to be unravelled. Are there any considerations that would lead us to drop one or another assumption? Or does the concept of causal inequalities as a whole need to be revised? In a sense, there is a “causal explanation” for how these correlations come about—namely, precisely the tripartite circuit realisation we found. Could there be a notion of “causal process” which is more relaxed, and which includes such possibilities?

Beyond these directions, our result raises several further questions on the foundational side. In the way the process framework was originally conceived, the operations performed by the parties were imagined to be local from the point of view of some local notion of time for each party. Can we conceive of a notion of a quantum temporal reference frame with respect to which the time-delocalised variables considered here would look local, and what implications would this have for our understanding of the space-time causal structure in which these experiments are embedded? In view of the fact that the example considered here is purely classical, the question arises of which part of a noncausal process is actually related to the “quantumness” of causal relations. On the practical side, an obvious question is whether our finding could unveil new applications. For instance, could we use such time-delocalised variables for new cryptographic or other information-processing protocols?

Here, we have identified a new way of “time-delocalising” a quantum operation, where from the point of view of the temporal description of the experiment, the operation is done with certainty at the beginning, and later “undone and redone” depending on the actions of the other parties. Note that there are also unitary extensions of bipartite processes—i.e., variations of the quantum switch—that have realisations of the kind considered here (for instance, one obtains such a realisation when one fixes Alice’s or Bob’s operation in the circuit of Fig. 7). This raises the question of whether, conversely, the process considered in this work could have an alternative, more intuitive interpretation as a “superposition” of processes with different definite causal orders in some sense (although it cannot be achieved by direct multipartite generalisations of the quantum switch [27]). The decomposition of this process into a direct sum of causal unitary processes shown in [31] may offer insights into this question. One may also wonder what other possibilities exist to “time-delocalise” a quantum operation, and whether and how the constructions from Ref. [19] and this work can be generalised to other classes of processes. In particular, it is not known whether unitary extensions of processes with $N \geq 4$ parties allow for a similar construction. In the tripartite case considered in this paper, we have a particular “standard form” for the reduced supermap that we obtain when plugging in an operation for one of the parties, and that allows us to identify the time-delocalised subsystems. It is an open question whether a similar construction is possible for more parties.

ACKNOWLEDGEMENTS

This publication was made possible through the support of the ID# 61466 grant from the John Templeton Foundation, as part of the “The Quantum Information Structure of Spacetime (QISS)” Project (qiss.fr). The opinions expressed in this publication are those of the authors and do not necessarily reflect the views of the John Templeton Foundation. This work was supported by the Program of Concerted Research Actions (ARC) of the Université libre de Bruxelles and by the “*Investissements d’avenir*” (ANR-15-IDEX-02) program of the French National Research Agency. O. O. is a Research Associate of the Fonds de la Recherche Scientifique (F.R.S.–FNRS).

Appendix A: The Choi isomorphism and the link product

The Choi isomorphism [38] is a convenient way to represent linear maps between vector spaces as vectors themselves, and linear maps between spaces of operators as operators themselves. In order to define it, we choose for each Hilbert space \mathcal{H}^Y a fixed orthonormal, so-called “computational” basis $\{|i\rangle^Y\}_i$. For a Hilbert space $\mathcal{H}^{YZ} = \mathcal{H}^Y \otimes \mathcal{H}^Z$, with computational bases $\{|i\rangle^Y\}_i$ of \mathcal{H}^Y and $\{|j\rangle^Z\}_j$ of \mathcal{H}^Z , respectively, the computational basis is taken to be

$\{|i, j\rangle^{YZ} := |i\rangle^Y \otimes |j\rangle^Z\}_{i,j}$. We then define the *pure Choi representation* of a linear operator $V : \mathcal{H}^Y \rightarrow \mathcal{H}^Z$ as

$$|V\rangle\rangle := \mathbb{1} \otimes V |\mathbb{1}\rangle\rangle^{YY} = \sum_i |i\rangle^Y \otimes V|i\rangle^Y \in \mathcal{H}^Y \otimes \mathcal{H}^Z, \quad (\text{A1})$$

with $|\mathbb{1}\rangle\rangle^{YY} := \sum_i |i\rangle^Y \otimes |i\rangle^Y \in \mathcal{H}^Y \otimes \mathcal{H}^Y$. Similarly, we define the (*mixed*) *Choi representation* of a linear map $\mathcal{M} : \mathcal{L}(\mathcal{H}^Y) \rightarrow \mathcal{L}(\mathcal{H}^Z)$ as

$$M := (\mathcal{I}^Y \otimes \mathcal{M})(|\mathbb{1}\rangle\rangle\langle\langle\mathbb{1}|^{YY}) = \sum_{i,i'} |i\rangle\langle i'|^Y \otimes \mathcal{M}(|i\rangle\langle i'|^Y) \in \mathcal{L}(\mathcal{H}^{YZ}) \quad (\text{A2})$$

where \mathcal{I}^Y denotes the identity map on $\mathcal{L}(\mathcal{H}^Y)$.

The *link product* [21, 22] is a tool which allows one to compute the Choi representation of a composition of maps in terms of the Choi representation of the individual maps. Consider two tensor product Hilbert spaces $\mathcal{H}^{XY} = \mathcal{H}^X \otimes \mathcal{H}^Y$ and $\mathcal{H}^{YZ} = \mathcal{H}^Y \otimes \mathcal{H}^Z$ which share the same (possibly trivial) space factor \mathcal{H}^Y , and with non-overlapping $\mathcal{H}^X, \mathcal{H}^Z$. The link product of any two vectors $|a\rangle \in \mathcal{H}^{XY}$ and $|b\rangle \in \mathcal{H}^{YZ}$ is defined (with respect to the computational basis $\{|i\rangle^Y\}_i$ of \mathcal{H}^Y) as [27]

$$|a\rangle * |b\rangle := (\mathbb{1}^{XZ} \otimes \langle\langle\mathbb{1}|^{YY}) (|a\rangle \otimes |b\rangle) = \sum_i |a_i\rangle^X \otimes |b_i\rangle^Z \in \mathcal{H}^{XZ} \quad (\text{A3})$$

with $|a_i\rangle^X := (\mathbb{1}^X \otimes \langle i|^Y) |a\rangle \in \mathcal{H}^X$ and $|b_i\rangle^Z := (\langle i|^Y \otimes \mathbb{1}^Z) |b\rangle \in \mathcal{H}^Z$. Similarly, the link product of any two operators $A \in \mathcal{L}(\mathcal{H}^{XY})$ and $B \in \mathcal{L}(\mathcal{H}^{YZ})$ is defined as [21, 22]

$$A * B := (\mathbb{1}^{XZ} \otimes \langle\langle\mathbb{1}|^{YY}) (A \otimes B) (\mathbb{1}^{XZ} \otimes |\mathbb{1}\rangle\rangle^{YY}) = \sum_{ii'} A_{ii'}^X \otimes B_{ii'}^Z \in \mathcal{L}(\mathcal{H}^{XZ}) \quad (\text{A4})$$

with $A_{ii'}^X := (\mathbb{1}^X \otimes \langle i|^Y) A (\mathbb{1}^X \otimes |i'\rangle^Y) \in \mathcal{L}(\mathcal{H}^X)$ and $B_{ii'}^Z := (\langle i|^Y \otimes \mathbb{1}^Z) A (|i'\rangle^Y \otimes \mathbb{1}^Z) \in \mathcal{L}(\mathcal{H}^Z)$.

The link products thus defined are commutative (up to a re-ordering of the tensor products), and associative provided that each constituent Hilbert space appears at most twice [22, 27]. For $|a\rangle \in \mathcal{H}^X$ and $|b\rangle \in \mathcal{H}^Z$, or $A \in \mathcal{L}(\mathcal{H}^X)$ and $B \in \mathcal{L}(\mathcal{H}^Z)$ in distinct, non-overlapping spaces, they reduce to tensor products ($|a\rangle * |b\rangle = |a\rangle \otimes |b\rangle$ or $A * B = A \otimes B$). For $|a\rangle, |b\rangle \in \mathcal{H}^Y$, or $A, B \in \mathcal{L}(\mathcal{H}^Y)$ in the same spaces, they reduce to scalar products ($|a\rangle * |b\rangle = \sum_i \langle i|a\rangle \langle i|b\rangle = |a\rangle^T |b\rangle$ or $A * B = \text{Tr}[A^T B]$).

For two linear operators $V_1 : \mathcal{H}^X \rightarrow \mathcal{H}^{X'Y}$ and $V_2 : \mathcal{H}^{YZ} \rightarrow \mathcal{H}^{Z'}$, the pure Choi representation of the composition $V := (\mathbb{1}^{X'} \otimes V_2)(V_1 \otimes \mathbb{1}^Z) : \mathcal{H}^{XZ} \rightarrow \mathcal{H}^{X'Z'}$ is obtained, in terms of the pure Choi representations $|V_1\rangle\rangle \in \mathcal{H}^{XX'Y}$ and $|V_2\rangle\rangle \in \mathcal{H}^{YZZ'}$ of the individual operators V_1 and V_2 , as

$$|V\rangle\rangle = |V_1\rangle\rangle * |V_2\rangle\rangle \in \mathcal{H}^{XX'ZZ'}. \quad (\text{A5})$$

Similarly, for two linear maps $\mathcal{M}_1 : \mathcal{L}(\mathcal{H}^X) \rightarrow \mathcal{L}(\mathcal{H}^{X'Y})$ and $\mathcal{M}_2 : \mathcal{L}(\mathcal{H}^{YZ}) \rightarrow \mathcal{L}(\mathcal{H}^{Z'})$ the Choi representation of the composition $\mathcal{M} := (\mathcal{I}^{X'} \otimes \mathcal{M}_2) \circ (\mathcal{M}_1 \otimes \mathcal{I}^Z) : \mathcal{L}(\mathcal{H}^{XZ}) \rightarrow \mathcal{L}(\mathcal{H}^{X'Z'})$ is obtained, in terms of the Choi representations of the individual maps $M_1 \in \mathcal{L}(\mathcal{H}^{XX'Y})$ and $M_2 \in \mathcal{L}(\mathcal{H}^{YZZ'})$ of \mathcal{M}_1 and \mathcal{M}_2 , as

$$M = M_1 * M_2 \in \mathcal{L}(\mathcal{H}^{XX'ZZ'}). \quad (\text{A6})$$

Another property of the link product, which can easily be verified from its definition, is that for any $|a\rangle \in \mathcal{H}^{XY}$, $|b\rangle \in \mathcal{H}^{YZ}$ and any unitary $U : \mathcal{H}^Y \rightarrow \mathcal{H}^{Y'}$, it holds that

$$(|a\rangle * |U\rangle\rangle) * (|U^\dagger\rangle\rangle * |b\rangle) = |a\rangle * |b\rangle. \quad (\text{A7})$$

Similarly, for any $A \in \mathcal{L}(\mathcal{H}^{XY})$, $B \in \mathcal{L}(\mathcal{H}^{YZ})$ and any unitary $U : \mathcal{H}^Y \rightarrow \mathcal{H}^{Y'}$, it holds that

$$(A * |U\rangle\rangle \langle\langle U|) * (|U^\dagger\rangle\rangle \langle\langle U^\dagger| * B) = A * B. \quad (\text{A8})$$

This is precisely the property we use in the main text when “changing the subsystem description of a circuit”. Namely, it is due to this property that the overall composition of two circuit fragments remains the same when we compose one fragment with certain isomorphisms (i.e., unitary transformations) defining new subsystems, and the complementary fragment with the inverses of these isomorphisms.

Appendix B: Testing operations on time-delocalised subsystems

1. General circuits on time-delocalised subsystems

The structure of a circuit with respect to a particular choice of time-delocalised subsystems, as described for a generic circuit in Sec. II A, can be tested operationally [19]. Figuratively speaking, to achieve this, one “disconnects” the circuit fragment under consideration from its complement by “cutting through” its incoming and outgoing wires, and by “pulling all incoming, respectively outgoing, wires to the same time”. Formally, this means that one performs additional SWAP operations, which send some additional incoming ancillary systems to the incoming wires of the fragment, and its outgoing wires to some additional outgoing ancillary systems (see Fig. 9 for the example of a fragment considered in Sec. II A above). This results in the operations implemented by the fragment and its complement effectively taking place on these additional ancillary systems. By performing suitable time-local preparations (respectively, measurements) on the additional incoming (respectively, outgoing) ancillas, one can then perform tomography on these operations. Through such a procedure, one can thus in particular probe the operations that happen on the time-delocalised subsystems arising from a given choice of tensor product structure on the incoming and outgoing wires of the fragments, and test operationally that the circuit has a particular (generally cyclic) form when described with respect to these subsystems. In doing so, we make the assumption that the operations still act on these systems in the “non-disconnected” circuit, which is however completely reasonable—in fact, it is standard also for quantum circuits on time-local systems. Namely, probing the operations that make up a given standard circuit requires intervening around each operation (e.g. with suitable preparations and measurements so as to make tomography of the operation). It is an assumption that the practical procedure we employ for doing this does not alter the original operation, that is, the procedure can be described by a modified circuit that contains the original operation acting on the original systems but now connected to the probing operations via these systems, instead of to the operations from the original circuit. What we do here is the same, except that the systems we consider are time-delocalised.

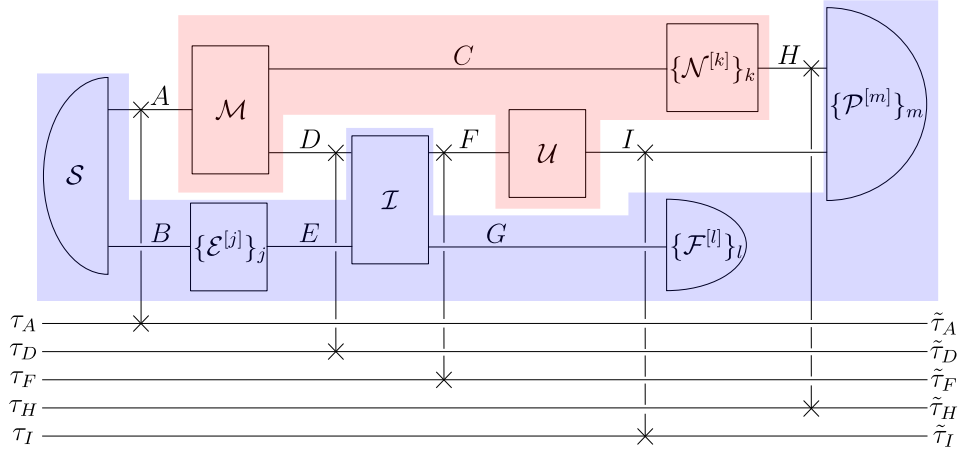


FIG. 9. The circuit of Fig. 2 can effectively be decomposed into the red fragment and its blue complement, by “cutting” and “pulling to the same time” the corresponding “wires”. That is, one performs SWAP operations which send some incoming ancillas τ_A, τ_F to the incoming systems A and F of the fragment, and which send the corresponding output systems of the complementary blue fragment to some outgoing ancillas $\tilde{\tau}_A, \tilde{\tau}_F$. Similarly, one inserts SWAP operations which send the outgoing wires D, H, I of the fragment to outgoing ancillas $\tilde{\tau}_D, \tilde{\tau}_H, \tilde{\tau}_I$, and some incoming ancillas τ_D, τ_H, τ_I to the corresponding input systems of the complementary blue fragment. This allows to test the operations implemented by the circuit fragments operationally by preparing suitable states and performing suitable measurements on the ancillas.

In the realisations of processes we considered in this work, some of the systems need to be composed in the cyclic circuit in order for the structure from the process matrix framework to emerge (namely, the systems Z, \bar{Z} in the bipartite case, and the systems $Y, \bar{Y}, Z, \bar{Z}, \bar{Q}_1$ and \bar{Q}_2' in the tripartite case). This raises notably the question of whether one could test the structure of the cyclic circuit in a way that leaves these systems connected, so as to probe precisely the constituents that appear in the process matrix picture. In the following, we will outline how this can be achieved for the cases considered in our paper.

2. Unitary extensions of bipartite processes on time-delocalised subsystems

Applying the general argument from Sec. B1 to the case of unitary extensions of bipartite processes studied in Sec. IIB, one could test operationally that, for any local operations U_A and U_B , and with respect to the systems P_O , A_I , A_O , A'_I , A'_O , B'_I , B'_O , F_I and the time-delocalised subsystems B_I , B_O , Z and \bar{Z} we identified, the bipartite circuit of Fig. 3 consists of the five operations U_A , U_B , J_{in}^\dagger , J_{out}^\dagger and $\mathbb{1}^{Z \rightarrow \bar{Z}}$, which are connected in a cyclic manner as shown on the left-hand side of Fig. 4(c).

Once this statement has been established as an operationally verifiable fact, there exists, in particular, an operationally verifiable way to apply SWAP operations only to the incoming and outgoing time-delocalised wires B_I and B_O of U_B , so as to “cut through” and “pull to the future, respectively past” only these wires, while the time-delocalised wires Z and \bar{Z} remain connected in the cyclic circuit. Namely, one can realise a “modified” temporal circuit with operations $\omega_1(U_B^{(s)})$ and $\omega_2(U_B^{(s)})$, where $U_B^{(s)}$ is related to the original U_B by $U_B^{(s)} : \mathcal{H}^{B_I B'_I \tau_{B_I} \tau_{B_O}} \rightarrow \mathcal{H}^{B_O B'_O \tilde{\tau}_{B_I} \tilde{\tau}_{B_O}}$ with $U_B^{(s)} = (\mathbb{1}^{B_O \rightarrow \tilde{\tau}_{B_O}} \otimes \mathbb{1}^{\tau_{B_O} \rightarrow B_O} \otimes \mathbb{1}^{\tilde{\tau}_{B_I} B'_I}) \cdot (U_B \otimes \mathbb{1}^{\tau_{B_I} \tau_{B_O}}) \cdot (\mathbb{1}^{B_I \rightarrow \tilde{\tau}_{B_I}} \otimes \mathbb{1}^{\tau_{B_I} \rightarrow B_I} \otimes \mathbb{1}^{B'_I \tau_{B_O}})$. (For the purpose of constructing the corresponding temporal circuit according to Sec. C1, the ancillas τ_{B_I} , τ_{B_O} ($\tilde{\tau}_{B_I}$, $\tilde{\tau}_{B_O}$) can be incorporated into the incoming (outgoing) ancillary systems of U_B). By construction, in the time-delocalised description as on the left-hand side of Fig. 4(c), this modification translates to the SWAP operations which achieve the desired “disconnecting” of U_B (see Fig. 10 for the description of the red fragment of the modified circuit in terms of the time-delocalised subsystems B_I , Z , B_O , \bar{Z}). Disconnecting only U_B from the cyclic circuit (and disconnecting U_A through standard, time-local SWAP operations on A_I and A_O) then in turn allows to operationally test the “coarse-grained” structure of the cyclic circuit on the right-hand side of Fig. 4(c), where J_{in}^\dagger , J_{out}^\dagger and $\mathbb{1}^{Z \rightarrow \bar{Z}}$ are composed over the systems Z , \bar{Z} so as to form the operation U that defines the process.

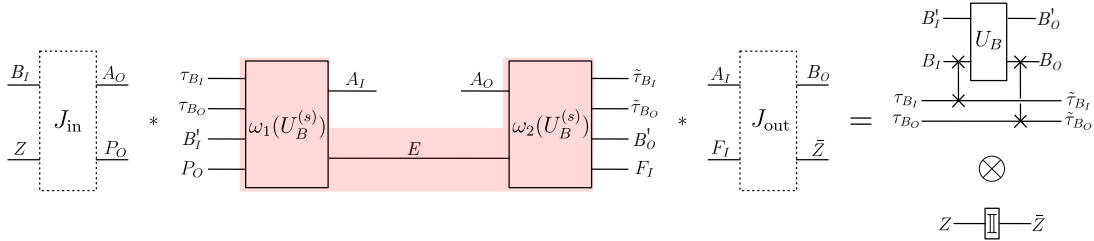


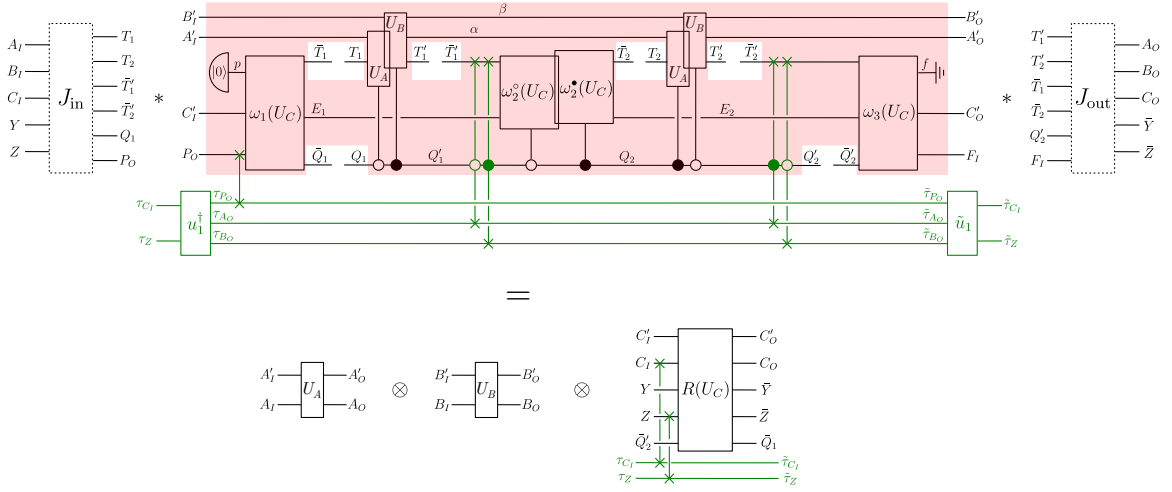
FIG. 10. “Disconnecting” the time-delocalised wires B_I and B_O .

3. Unitary extensions of tripartite processes on time-delocalised subsystems

The tripartite case is a bit more involved, but by successively verifying a sequence of several statements that build on one another, one can similarly test that the circuit of Fig. 5 has the cyclic form on the right-hand side of Fig. 6(d) when described with respect to the systems P_O , $A_{IO}^{(i)}$, $B_{IO}^{(i)}$, $C_{IO}^{(i)}$, F_I . By disconnecting the red and blue fragments and applying the general procedure from Sec. B1, one can test that, for any U_A , U_B , U_C , and with respect to the systems P_O , $A_{IO}^{(i)}$, $B_{IO}^{(i)}$, $C_{IO}^{(i)}$, F_I , Y , \bar{Y} , Z , \bar{Z} , \bar{Q}_1 , \bar{Q}_2 , we obtain a cyclic circuit consisting of the operations U_A , U_B , $R(U_C)$ and R' . In this cyclic circuit, there then exists an operationally verifiable way to apply time-delocalised SWAP operations that “disconnect” precisely the time-delocalised wires C_I and Z , while the other wires remain connected. Namely, in order to achieve this, one modifies the tripartite temporal circuit by inserting some additional operations, shown in green in Fig. 11(a), in the red fragment. In the description of the circuit with respect to P_O , $A_{IO}^{(i)}$, $B_{IO}^{(i)}$, $C_{IO}^{(i)}$, F_I , Y , \bar{Y} , Z , \bar{Z} , \bar{Q}_1 , \bar{Q}_2 , these additional operations correspond precisely to a SWAP operation that sends the incoming ancilla τ_{C_I} into the operation $R(U_C)$ and the time-delocalised subsystem C_I to an outgoing ancilla $\tilde{\tau}_{C_I}$, and similar for the system Z , as shown on the right-hand side of Fig. 11(a). In an analogous way, one can modify the temporal circuit so as “disconnect” the wires C_O and \bar{Z} , which is shown in Fig. 11(b). That the described modification corresponds to such SWAP operations is again an operationally verifiable statement, which can be tested by disconnecting the red and blue fragment in the modified circuit and applying the general argument from Sec. B1, in the same way as for the tripartite circuit without the additional operations.

Once this fact has been established, by disconnecting the systems C_I , C_O , Z and \bar{Z} in this way, while leaving Y , \bar{Y} , \bar{Q}_1 , and \bar{Q}_2 composed (and disconnecting A_I , A_O , B_I and B_O , which can be done in the same way as for B_I and B_O in the bipartite case) one can then test the structure of the cyclic circuit with respect to the systems P_O , A_I , A_O , B_I , B_O , C_I , C_O , F_I , Z and \bar{Z} . (With respect to these systems, the circuit consists of operations $U_1 : \mathcal{H}^{P_O A_O B_O} \rightarrow \mathcal{H}^{C_I Z}$,

(a)



(b)

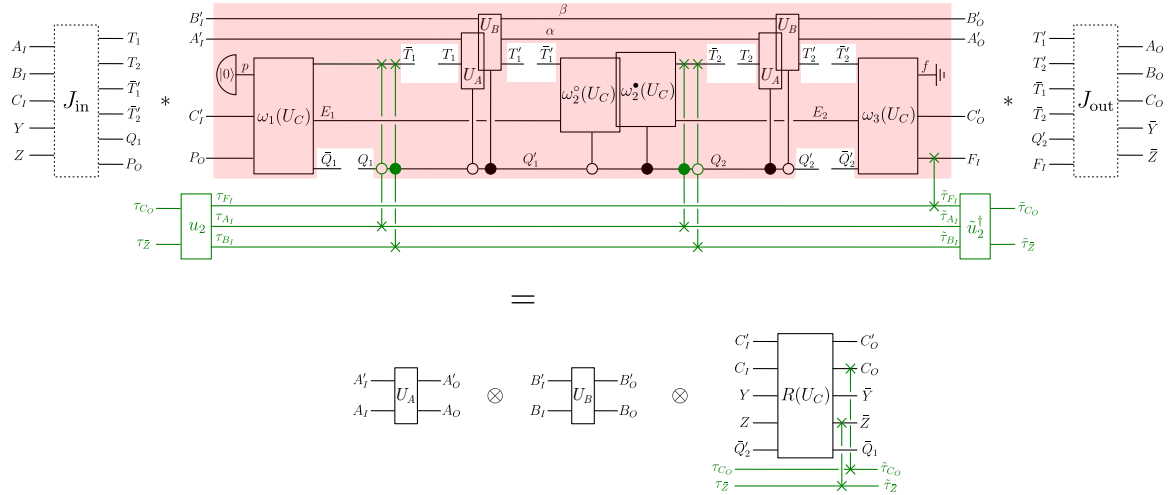


FIG. 11. (a) Modifying the red fragment of the tripartite temporal circuit by inserting the additional operations shown in green (with $u_1 := (\mathbb{1}^{C_I \rightarrow \tau_{C_I}} \otimes \mathbb{1}^{Z \rightarrow \tau_Z}) \cdot U_1 \cdot (\mathbb{1}^{\tau_{P_O} \rightarrow P_O} \otimes \mathbb{1}^{\tau_{A_O} \rightarrow A_O} \otimes \mathbb{1}^{\tau_{B_O} \rightarrow B_O})$ and $\tilde{u}_1 := (\mathbb{1}^{C_I \rightarrow \tilde{\tau}_{C_I}} \otimes \mathbb{1}^{Z \rightarrow \tilde{\tau}_Z}) \cdot U_1 \cdot (\mathbb{1}^{\tilde{\tau}_{P_O} \rightarrow P_O} \otimes \mathbb{1}^{\tilde{\tau}_{A_O} \rightarrow A_O} \otimes \mathbb{1}^{\tilde{\tau}_{B_O} \rightarrow B_O})$, with U_1 from Eq. (D11)) corresponds precisely to performing a SWAP operation that “cuts” the time-delocalised wires C_I and Z . (Note that, in order to achieve this, the second green control-SWAP operation needs to be inserted in between the identity channel relating T'_2 and \tilde{T}'_2 and the identity channel relating Q'_2 and \tilde{Q}'_2 , so these identity channels need to be “shifted” against each other. But the exact placement of these identity channels in the temporal circuit is irrelevant, as long as they are between the second controlled application of U_A and U_B and the circuit operation $\omega_3(U_C)$, so that one can always choose them to be placed in that way.) (b) The time-delocalised wires C_O and \tilde{Z} can be “cut” in a similar way.

$U_2 : \mathcal{H}^{C_O \tilde{Z}} \rightarrow \mathcal{H}^{A_I B_I F_I}$, $\mathbb{1}^{Z \rightarrow \tilde{Z}}$, U_A , U_B and U_C (cf. the left-hand side of Eq. (D19)). Finally, once the structure of the circuit with respect to these systems has been established as an operationally verifiable fact (and, in particular, it has been established that U_C acts on the systems C_I and C_O), one can apply the analogous argument from the bipartite case to U_C in order to only “disconnect” the wires C_I and C_O and leave Z and \tilde{Z} connected. This in turn allows to “test” also the structure of the circuit as in Fig. 6(d), where U_1 , U_2 and $\mathbb{1}^{Z \rightarrow \tilde{Z}}$ are connected so as to form the operation U .

Appendix C: Unitary extensions of bipartite processes on time-delocalised subsystems

In this Appendix, we will show all technical proofs and calculations pertaining to Sec. II B.

1. Construction of the temporal circuit

First, we show how to construct the temporal circuit shown in Fig. 3. For any local operation U_B performed by Bob, its composition with the process vector

$$|U\rangle\rangle * |U_B\rangle\rangle =: |U_G(\cdot, U_B)\rangle\rangle \in \mathcal{H}^{P_O A_I O B_I' F_I} \quad (C1)$$

is, mathematically, the process vector of a unitarily extended one-party process for the remaining party Alice, where the global past party has an output space $\mathcal{H}^{B_I' P_O}$, and where the global future party has an input space $\mathcal{H}^{B_O' F_I}$. (This follows from the fact that, for any unitary operation U_A performed by Alice, $|U_G(\cdot, U_B)\rangle\rangle * |U_A\rangle\rangle = |U_G(U_A, U_B)\rangle\rangle$ is a unitary operation from $\mathcal{H}^{A_I' B_I' P_O}$ to $\mathcal{H}^{A_O' B_O' F_I}$). It is well known [39] that the most general process of this kind is a *quantum comb* [22], and thus has a realisation as a fixed-order quantum circuit [22, 24]. That is, $|U_G(\cdot, U_B)\rangle\rangle$ can be decomposed as

$$|U_G(\cdot, U_B)\rangle\rangle = |\omega_1(U_B)\rangle\rangle * |\omega_2(U_B)\rangle\rangle, \quad (C2)$$

with two operations $\omega_1(U_B) : \mathcal{H}^{B_I' P_O} \rightarrow \mathcal{H}^{A_I E}$ and $\omega_2(U_B) : \mathcal{H}^{A_O E} \rightarrow \mathcal{H}^{B_O' F_I}$, which depend on U_B , and where an ancillary or “quantum memory” system E is introduced (whose dimension also depends on U_B in general). The operations $\omega_1(U_B)$ and $\omega_2(U_B)$ can be taken to be unitaries, since the circuit realisation can be taken to achieve the minimal Stinespring dilation of the corresponding process [22]. The composition $|\omega_1(U_B)\rangle\rangle * |U_A\rangle\rangle * |\omega_2(U_B)\rangle\rangle$ then describes a temporally ordered quantum circuit which by construction implements the global output operation $U_G(U_A, U_B)$ of the process, and which consists of the three subsequent operations $\omega_1(U_B)$, $U_A : \mathcal{H}^{A_I' A_I'} \rightarrow \mathcal{H}^{A_O' A_O'}$ and $\omega_2(U_B)$.

2. Derivation of the isomorphisms J_{in} and J_{out}

To derive the isomorphisms J_{in} and J_{out} , we first derive a mathematical relation between the systems in the process. Namely, we note that the unitary U isomorphically maps some subsystem of $A_O P_O$ to Bob’s incoming system B_I , and Bob’s outgoing system B_O to a subsystem of $A_I F_I$. That is, formally, U can be decomposed as $U = (\mathbb{1}^{B_I} \otimes U_2) \cdot (\mathbb{1}^{B_O} \otimes \mathbb{1}^{\bar{Z} \rightarrow \bar{Z}}) \cdot (\mathbb{1}^{B_O} \otimes U_1)$, or, in the Choi representation,

$$|U\rangle\rangle = |U_1\rangle\rangle * |\mathbb{1}\rangle\rangle^{\bar{Z}\bar{Z}} * |U_2\rangle\rangle \quad (C3)$$

(see Fig. 12) where $U_1 : \mathcal{H}^{A_O P_O} \rightarrow \mathcal{H}^{B_I Z}$ and $U_2 : \mathcal{H}^{B_O \bar{Z}} \rightarrow \mathcal{H}^{A_I F_I}$ are unitary (and the identity channel from Z to \bar{Z} between the two isomorphic complementary subsystems Z and \bar{Z} is introduced for later convenience).

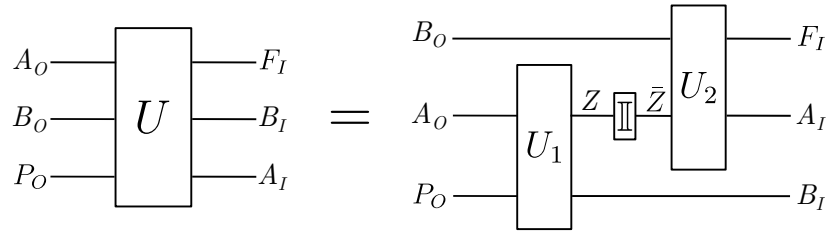


FIG. 12. The process vector describing a unitary extension of a bipartite process can be decomposed as $|U\rangle\rangle = |U_1\rangle\rangle * |\mathbb{1}\rangle\rangle^{\bar{Z}\bar{Z}} * |U_2\rangle\rangle$, with unitaries $U_1 : \mathcal{H}^{A_O P_O} \rightarrow \mathcal{H}^{B_I Z}$ and $U_2 : \mathcal{H}^{B_O \bar{Z}} \rightarrow \mathcal{H}^{A_I F_I}$. The circuit on the right-hand side shows that the unitary U maps some subsystem of $A_O P_O$ to B_I , and B_O to some subsystem of $A_I F_I$.

To see that such a decomposition exists, consider the situation where Alice performs the specific SWAP unitary operation $S_A := \mathbb{1}^{A_I' \rightarrow A_O} \otimes \mathbb{1}^{A_I \rightarrow A_O'}$, i.e., she performs identity channels from an ancillary system A_I' to A_O and from A_I to an ancillary system A_O' which effectively “pull her output wire to the past” and “pull her input wire to the future”. When the process vector is composed with that particular local operation, the result $|U_G(S_A, \cdot)\rangle\rangle :=$

$|U\rangle\rangle * |S_A\rangle\rangle \in \mathcal{H}^{P_O A'_{IO} B_{IO} F_I}$ is now the process vector of a unitarily extended one-party process for the remaining party Bob, where the global past party has an output space $\mathcal{H}^{A'_I P_O}$, and where the global future party has an input space $\mathcal{H}^{A'_O F_I}$, and which can again be realised as a fixed-order circuit. That is, $|U_G(S_A, \cdot)\rangle\rangle$ can be decomposed as $|U_G(S_A, \cdot)\rangle\rangle = |\tilde{U}_1\rangle\rangle * |\mathbb{1}\rangle\rangle^{Z\bar{Z}} * |\tilde{U}_2\rangle\rangle$, with two unitary circuit operations $\tilde{U}_1 : \mathcal{H}^{A'_I P_O} \rightarrow \mathcal{H}^{B_I Z}$ and $\tilde{U}_2 : \mathcal{H}^{B_O \bar{Z}} \rightarrow \mathcal{H}^{A'_O F_I}$. Since $|U\rangle\rangle$ can be recovered from $|U_G(S_A, \cdot)\rangle\rangle$ through $|U\rangle\rangle = |U_G(S_A, \cdot)\rangle\rangle * |\mathbb{1}\rangle\rangle^{A_O A'_I} * |\mathbb{1}\rangle\rangle^{A'_O A_I}$, one obtains the decomposition (C3) for $|U\rangle\rangle$, with $|U_1\rangle\rangle := |\tilde{U}_1\rangle\rangle * |\mathbb{1}\rangle\rangle^{A_O A'_I}$ and $|U_2\rangle\rangle := |\tilde{U}_2\rangle\rangle * |\mathbb{1}\rangle\rangle^{A'_O A_I}$.

Up to this point, Eq. (C3) is just an abstract, mathematical relation between certain systems in the process. In the circuit of Fig. 3, where A_O , P_O as well as A_I , F_I are time-local wires, this decomposition can now be taken to define an alternative description of the circuit in terms of time-delocalised subsystems. Namely, we define the isomorphisms $J_{\text{in}} : \mathcal{H}^{B_I Z} \rightarrow \mathcal{H}^{A_O P_O}$ and $J_{\text{out}} : \mathcal{H}^{A_I F_I} \rightarrow \mathcal{H}^{B_O \bar{Z}}$ simply to be the inverses of U_1 and U_2 , respectively, that is, $J_{\text{in}} := U_1^\dagger$ and $J_{\text{out}} := U_2^\dagger$.

3. Changing to the description of the circuit in terms of time-delocalised subsystems

The gates of the circuit in Fig. 3 compose to the overall transformation

$$|\omega_1(U_B)\rangle\rangle^{P_O B'_I A_I E} * |U_A\rangle\rangle^{A_{IO} A'_{IO}} * |\omega_2(U_B)\rangle\rangle^{A_O E B'_O F_I} \quad (\text{C4})$$

from its initial systems $P_O A'_I B'_I$ to its final systems $F_I A'_O B'_O$. To change to the alternative description of the circuit in terms of time-delocalised subsystems, we start by decomposing the circuit into the blue and red circuit fragments shown in Fig. 4. That is, formally, by using the properties of the link product (i.e., its commutativity, associativity and the fact that it reduces to a tensor product for non-overlapping Hilbert spaces), we rewrite (C4) as

$$[|\omega_1(U_B)\rangle\rangle^{P_O B'_I A_I E} * |\omega_2(U_B)\rangle\rangle^{A_O E B'_O F_I}] * |U_A\rangle\rangle^{A_{IO} A'_{IO}}. \quad (\text{C5})$$

The red fragment, which corresponds to the term in the first pair of square brackets, implements a unitary operation from $\mathcal{H}^{P_O B'_I A_O}$ to $\mathcal{H}^{F_I B'_O A_I}$. This unitary operation satisfies

$$\begin{aligned} |\omega_1(U_B)\rangle\rangle^{P_O B'_I A_I E} * |\omega_2(U_B)\rangle\rangle^{A_O E B'_O F_I} &= |U_1\rangle\rangle^{A_O P_O B_I Z} * |\mathbb{1}\rangle\rangle^{Z\bar{Z}} * |U_2\rangle\rangle^{B_O \bar{Z} A_I F_I} * |U_B\rangle\rangle^{B_{IO} B'_{IO}} \\ &= |J_{\text{in}}^\dagger\rangle\rangle^{A_O P_O B_I Z} * (|U_B\rangle\rangle \otimes |\mathbb{1}\rangle\rangle^{Z\bar{Z}}) * |J_{\text{out}}^\dagger\rangle\rangle^{B_O \bar{Z} A_I F_I}, \end{aligned} \quad (\text{C6})$$

where the first equality follows from combining Eqs. (C1), (C2) and (C3) and the second equality follows from the definition of the isomorphisms J_{in} and J_{out} as the inverses of U_1 and U_2 , respectively.

Therefore, when we apply J_{in} and J_{out} on the incoming and outgoing systems of the fragment, we obtain the tensor product structure

$$|J_{\text{in}}\rangle\rangle^{A_O P_O B_I Z} * [|\omega_1(U_B)\rangle\rangle^{P_O B'_I A_I E} * |\omega_2(U_B)\rangle\rangle^{A_O E B'_O F_I}] * |J_{\text{out}}\rangle\rangle^{B_O \bar{Z} A_I F_I} = |U_B\rangle\rangle^{B_{IO} B'_{IO}} \otimes |\mathbb{1}\rangle\rangle^{Z\bar{Z}}. \quad (\text{C7})$$

That is, the circuit fragment indeed consists of precisely one instance of U_B , which is applied locally on the time-delocalised subsystems B_I and B_O , in parallel to an identity channel from Z to \bar{Z} , as is shown in Fig. 4(a).

In order to describe the entire circuit in terms of the newly chosen subsystem description, we need to rewrite also the blue circuit fragment, which simply consists of U_A , in terms of this new subsystem description. To do this, we compose its incoming wire A_I with the isomorphism $J_{\text{out}}^\dagger = U_2$, and its outgoing wire A_O with $J_{\text{in}}^\dagger = U_1$ (see Fig. 4(b)).

Recomposing the two fragments in the new subsystem decomposition over the systems Z , \bar{Z} then yields

$$\begin{aligned} &[|U_B\rangle\rangle^{B_{IO} B'_{IO}} \otimes |\mathbb{1}\rangle\rangle^{Z\bar{Z}}] * [|U_2\rangle\rangle^{B_O \bar{Z} A_I F_I} * |U_A\rangle\rangle^{A_{IO} A'_{IO}} * |U_1\rangle\rangle^{A_O P_O B_I Z}] \\ &= [|U_1\rangle\rangle^{A_O P_O B_I Z} \otimes |U_2\rangle\rangle^{B_O \bar{Z} A_I F_I} * |\mathbb{1}\rangle\rangle^{Z\bar{Z}}] * |U_A\rangle\rangle^{A_{IO} A'_{IO}} * |U_B\rangle\rangle^{B_{IO} B'_{IO}} \\ &= |U\rangle\rangle^{P_O A_{IO} B_{IO} F_I} * |U_A\rangle\rangle^{A_{IO} A'_{IO}} \otimes |U_B\rangle\rangle^{B_{IO} B'_{IO}}, \end{aligned} \quad (\text{C8})$$

as shown graphically in Fig. 4(c).

Appendix D: Unitary extensions of tripartite processes on time-delocalised subsystems

In this Appendix, we will show all technical proofs and calculations pertaining to Sec. III.

1. Construction of the temporal circuit

The bipartite proof relies crucially on the fact that the unitarily extended one-party process that one obtains by fixing Bob's operation has a particular “standard form”—namely, a circuit in which Alice's operation acts at a fixed time. This provides us with some fixed, physical systems relative to which we can define the time-delocalised subsystems on which Bob's operation acts based on the mapping effected by the unitary that defines the process. For unitary extensions of bipartite processes, it was shown in Refs. [31, 32] that a similar standard form exists. Namely, all unitary extensions of bipartite processes are *variations of the quantum switch*. This result forms the basis for the tripartite construction we derive in this paper.

In Refs. [31, 32], it was shown that, for any process vector $|U\rangle\rangle \in \mathcal{H}^{P_O A_{I_O} B_{I_O} F_I}$ of a unitary extension of a bipartite process, the output, respectively input Hilbert spaces of the global past and future parties can be decomposed into a direct sum $\mathcal{H}^{P_O} = \mathcal{H}^{P_O^\ell} \oplus \mathcal{H}^{P_O^r}$ and $\mathcal{H}^{F_I} = \mathcal{H}^{F_I^\ell} \oplus \mathcal{H}^{F_I^r}$, such that $|U\rangle\rangle$ has the form

$$|U\rangle\rangle = |\nu_1^{A \prec B}\rangle\rangle * |\nu_2^{A \prec B}\rangle\rangle * |\nu_3^{A \prec B}\rangle\rangle + |\nu_1^{B \prec A}\rangle\rangle * |\nu_2^{B \prec A}\rangle\rangle * |\nu_3^{B \prec A}\rangle\rangle \quad (\text{D1})$$

with unitary operations $\nu_1^{A \prec B} : \mathcal{H}^{P_O^\ell} \rightarrow \mathcal{H}^{A_I} \otimes \mathcal{H}^{\lambda_1}$, $\nu_2^{A \prec B} : \mathcal{H}^{A_O} \otimes \mathcal{H}^{\lambda_1} \rightarrow \mathcal{H}^{B_I} \otimes \mathcal{H}^{\lambda_2}$, $\nu_3^{A \prec B} : \mathcal{H}^{B_O} \otimes \mathcal{H}^{\lambda_2} \rightarrow \mathcal{H}^{F_I^\ell}$, as well as unitary operations $\nu_1^{B \prec A} : \mathcal{H}^{P_O^r} \rightarrow \mathcal{H}^{B_I} \otimes \mathcal{H}^{\rho_1}$, $\nu_2^{B \prec A} : \mathcal{H}^{B_O} \otimes \mathcal{H}^{\rho_1} \rightarrow \mathcal{H}^{A_I} \otimes \mathcal{H}^{\rho_2}$, $\nu_3^{B \prec A} : \mathcal{H}^{A_O} \otimes \mathcal{H}^{\rho_2} \rightarrow \mathcal{H}^{F_I^r}$. That is, any such $|U\rangle\rangle$ can be decomposed into a sum of two process vectors, the first of which describes a fixed-order circuit (i.e., a quantum comb) with the “global past” output space $\mathcal{H}^{P_O^\ell}$ and the “global future” input space $\mathcal{H}^{F_I^\ell}$, which consists of unitary circuit operations and in which U_A is applied before U_B . Similarly, the second summand in the decomposition (D1) corresponds to a quantum comb with the “global past” output space $\mathcal{H}^{P_O^r}$ and the “global future” input space $\mathcal{H}^{F_I^r}$, in which U_B is applied before U_A .

First, we address a technicality regarding the dimensions of the systems in such a decomposition. Namely, the two combs in Eq. (D1) generally involve ancillas of different dimensions $d_{\lambda_1} (= d_{\lambda_2})$ and $d_{\rho_1} (= d_{\rho_2})$. We however want these dimensions to be the same, so that we can embed the ancillary systems from both coherent “branches” into the same circuit ancillas E_1 and E_2 . One possible way to deal with this issue, which in particular ensures that the operations ω_1 , ω_2° , ω_2^\bullet and ω_3 in the circuits of Fig. 5 and Fig. 13 act unitarily on the full Hilbert space of their incoming and outgoing systems, is to “extend” the process vector under consideration by considering another process vector

$$|U^{(\text{comp.})}\rangle\rangle := |\tilde{\nu}_1^{A \prec B}\rangle\rangle * |\tilde{\nu}_2^{A \prec B}\rangle\rangle * |\tilde{\nu}_3^{A \prec B}\rangle\rangle + |\tilde{\nu}_1^{B \prec A}\rangle\rangle * |\tilde{\nu}_2^{B \prec A}\rangle\rangle * |\tilde{\nu}_3^{B \prec A}\rangle\rangle, \quad (\text{D2})$$

consisting of arbitrary unitary operations $\tilde{\nu}_1^{A \prec B} : \mathcal{H}^{P_O^r} \rightarrow \mathcal{H}^{A_I} \otimes \mathcal{H}^{\rho_1}$, $\tilde{\nu}_2^{A \prec B} : \mathcal{H}^{A_O} \otimes \mathcal{H}^{\rho_1} \rightarrow \mathcal{H}^{B_I} \otimes \mathcal{H}^{\rho_2}$, $\tilde{\nu}_3^{A \prec B} : \mathcal{H}^{B_O} \otimes \mathcal{H}^{\rho_2} \rightarrow \mathcal{H}^{F_I^r}$, as well as unitary operations $\tilde{\nu}_1^{B \prec A} : \mathcal{H}^{P_O^\ell} \rightarrow \mathcal{H}^{B_I} \otimes \mathcal{H}^{\lambda_1}$, $\tilde{\nu}_2^{B \prec A} : \mathcal{H}^{B_O} \otimes \mathcal{H}^{\lambda_1} \rightarrow \mathcal{H}^{A_I} \otimes \mathcal{H}^{\lambda_2}$, $\tilde{\nu}_3^{B \prec A} : \mathcal{H}^{A_O} \otimes \mathcal{H}^{\lambda_2} \rightarrow \mathcal{H}^{F_I^\ell}$. In $|U^{(\text{comp.})}\rangle\rangle$, the roles of the global past and future spaces, as well as the ancillas, have precisely been exchanged, that is, the comb in which U_A is applied before U_B now involves the global past and future spaces $\mathcal{H}^{P_O^r}$ and $\mathcal{H}^{F_I^r}$ and ancillas ρ_1 and ρ_2 , and the comb in which U_B is applied before U_A now involves the global past and future spaces $\mathcal{H}^{P_O^\ell}$ and $\mathcal{H}^{F_I^\ell}$ and ancillas λ_1 and λ_2 . Defining $\mathcal{H}^{E_1} := \mathcal{H}^{\lambda_1} \oplus \mathcal{H}^{\rho_1}$ and $\mathcal{H}^{E_2} := \mathcal{H}^{\lambda_2} \oplus \mathcal{H}^{\rho_2}$, and embedding the various double-ket vectors into those larger spaces, we then combine both processes to a larger process

$$\begin{aligned} & |0\rangle^p |U\rangle\rangle |0\rangle^f + |1\rangle^p |U^{(\text{comp.})}\rangle\rangle |1\rangle^f \\ &= (|0\rangle^p \otimes |\nu_1^{A \prec B}\rangle\rangle + |1\rangle^p \otimes |\tilde{\nu}_1^{A \prec B}\rangle\rangle) * (|\nu_2^{A \prec B}\rangle\rangle + |\tilde{\nu}_2^{A \prec B}\rangle\rangle) * (|\nu_3^{A \prec B}\rangle\rangle \otimes |0\rangle^f + |\tilde{\nu}_3^{A \prec B}\rangle\rangle \otimes |1\rangle^f) \\ &+ (|0\rangle^p \otimes |\nu_1^{B \prec A}\rangle\rangle + |1\rangle^p \otimes |\tilde{\nu}_1^{B \prec A}\rangle\rangle) * (|\nu_2^{B \prec A}\rangle\rangle + |\tilde{\nu}_2^{B \prec A}\rangle\rangle) * (|\nu_3^{B \prec A}\rangle\rangle \otimes |0\rangle^f + |\tilde{\nu}_3^{B \prec A}\rangle\rangle \otimes |1\rangle^f) \end{aligned} \quad (\text{D3})$$

with an additional, two-dimensional output system p of the “global past” party and an additional, two-dimensional input system f of the “global future” party, which now has the desired property that the ancillas E_1 and E_2 in both coherent branches are of the same dimension.

On this basis, we now first construct an alternative temporal circuit for unitary extensions of bipartite processes (different from the one in Fig. 3), which will provide the basis for the tripartite generalisation. This temporal circuit is shown in Fig. 13.

The circuit receives an input state in the output space \mathcal{H}^{P_O} of the “global past” party, as well as a fixed state $|0\rangle^p$ in the space \mathcal{H}^p . A unitary operation $\omega_1 : \mathcal{H}^{P_O p} \rightarrow \mathcal{H}^{T_1 E_1 Q_1}$ given by

$$\begin{aligned} \omega_1 &= [(\mathbb{1}^{E_1} \otimes \mathbb{1}^{A_I \rightarrow T_1}) \cdot (\nu_1^{A \prec B} \otimes \langle 0|^p + \tilde{\nu}_1^{A \prec B} \otimes \langle 1|^p)] \otimes |0\rangle^{Q_1} \\ &+ [(\mathbb{1}^{E_1} \otimes \mathbb{1}^{B_I \rightarrow T_1}) \cdot (\nu_1^{B \prec A} \otimes \langle 0|^p + \tilde{\nu}_1^{B \prec A} \otimes \langle 1|^p)] \otimes |1\rangle^{Q_1} \end{aligned} \quad (\text{D4})$$

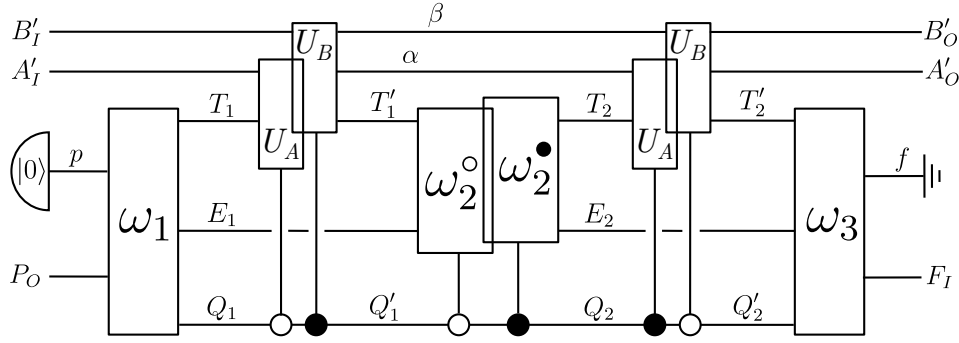


FIG. 13. Unitary extensions of bipartite processes can be realised as “variations of the quantum switch”.

(with $\nu_1^{A \prec B}$, $\nu_1^{B \prec A}$ from Eq. (D1) and $\tilde{\nu}_1^{A \prec B}$, $\tilde{\nu}_1^{B \prec A}$ from Eq. (D2)) then takes these systems to a d -dimensional “target system” T_1 , a two-dimensional “control system” Q_1 (with computational basis $\{|0\rangle^{Q_1}, |1\rangle^{Q_1}\}$) and a circuit ancilla E_1 . After that, a time-local instance of Alice’s operation U_A or Bob’s operation U_B is applied to the target system, coherently conditioned on the control system being in the states $|0\rangle^{Q_1}$, or $|1\rangle^{Q_1}$, respectively; that is, formally, the circuit applies the unitary operation

$$\begin{aligned} & [(\mathbb{1}^{A_O \rightarrow T'_1} \otimes \mathbb{1}^{A'_O \rightarrow \alpha}) \cdot U_A \cdot (\mathbb{1}^{T_1 \rightarrow A_I} \otimes \mathbb{1}^{A'_I})] \otimes \mathbb{1}^{B'_I \rightarrow \beta} \otimes |0\rangle^{Q'_1} \langle 0|^{Q_1} \\ & + [(\mathbb{1}^{B_O \rightarrow T'_1} \otimes \mathbb{1}^{B'_O \rightarrow \beta}) \cdot U_B \cdot (\mathbb{1}^{T_1 \rightarrow B_I} \otimes \mathbb{1}^{B'_I})] \otimes \mathbb{1}^{A'_I \rightarrow \alpha} \otimes |1\rangle^{Q'_1} \langle 1|^{Q_1}, \end{aligned} \quad (D5)$$

where \mathcal{H}^α is of the same dimension as Alice’s local ancillary spaces $\mathcal{H}^{A'_I}$ and $\mathcal{H}^{A'_O}$, and \mathcal{H}^β is of the same dimension as Bob’s local ancillary spaces $\mathcal{H}^{B'_I}$ and $\mathcal{H}^{B'_O}$. The circuit then proceeds with a coherently controlled application of a unitary operation $\omega_2^\circ : \mathcal{H}^{T'_1 E_1} \rightarrow \mathcal{H}^{T_2 E_2}$ or $\omega_2^\bullet : \mathcal{H}^{T'_1 E_1} \rightarrow \mathcal{H}^{T_2 E_2}$. That is, it applies the unitary operation

$$\omega_2^\circ \otimes |0\rangle^{Q_2} \langle 0|^{Q'_1} + \omega_2^\bullet \otimes |1\rangle^{Q_2} \langle 1|^{Q'_1}. \quad (D6)$$

with

$$\omega_2^\circ = (\mathbb{1}^{E_2} \otimes \mathbb{1}^{B_I \rightarrow T_2}) \cdot (\nu_2^{A \prec B} + \tilde{\nu}_2^{A \prec B}) \cdot (\mathbb{1}^{T'_1 \rightarrow A_O} \otimes \mathbb{1}^{E_1}), \quad (D7)$$

as well as

$$\omega_2^\bullet = (\mathbb{1}^{E_2} \otimes \mathbb{1}^{A_I \rightarrow T_2}) \cdot (\nu_2^{B \prec A} + \tilde{\nu}_2^{B \prec A}) \cdot (\mathbb{1}^{T'_1 \rightarrow B_O} \otimes \mathbb{1}^{E_1}). \quad (D8)$$

(with $\nu_2^{A \prec B}$, $\nu_2^{B \prec A}$ from Eq. (D1) and $\tilde{\nu}_2^{A \prec B}$, $\tilde{\nu}_2^{B \prec A}$ from Eq. (D2)). Then follows the second controlled “time-local” application of Alice’s and Bob’s operations to the target system, which is given by

$$\begin{aligned} & [(\mathbb{1}^{B_O \rightarrow T'_2} \otimes \mathbb{1}^{B'_O}) \cdot U_B \cdot (\mathbb{1}^{T_2 \rightarrow B_I} \otimes \mathbb{1}^{\beta \rightarrow B'_I})] \otimes \mathbb{1}^{\alpha \rightarrow A'_O} \otimes |0\rangle^{Q'_2} \langle 0|^{Q_2} \\ & + [(\mathbb{1}^{A_O \rightarrow T'_2} \otimes \mathbb{1}^{A'_O}) \cdot U_A \cdot (\mathbb{1}^{T_2 \rightarrow A_I} \otimes \mathbb{1}^{\alpha \rightarrow A'_I})] \otimes \mathbb{1}^{\beta \rightarrow B'_O} \otimes |1\rangle^{Q'_2} \langle 1|^{Q_2}. \end{aligned} \quad (D9)$$

Finally, the circuit terminates with a unitary operation $\omega_3 : \mathcal{H}^{T'_2 E_2 Q'_2} \rightarrow \mathcal{H}^{F_I f}$ given by

$$\begin{aligned} \omega_3 = & [(\nu_3^{A \prec B} \otimes |0\rangle^f + \tilde{\nu}_3^{A \prec B} \otimes |1\rangle^f) \cdot (\mathbb{1}^{E_2} \otimes \mathbb{1}^{T'_2 \rightarrow B_O})] \otimes |0\rangle^{Q'_2} \langle 0|^{Q_2} \\ & + [(\nu_3^{B \prec A} \otimes |0\rangle^f + \tilde{\nu}_3^{B \prec A} \otimes |1\rangle^f) \cdot (\mathbb{1}^{E_2} \otimes \mathbb{1}^{T'_2 \rightarrow A_O})] \otimes |1\rangle^{Q'_2} \langle 1|^{Q_2} \end{aligned} \quad (D10)$$

(with $\nu_3^{A \prec B}$, $\nu_3^{B \prec A}$ from Eq. (D1) and $\tilde{\nu}_3^{A \prec B}$, $\tilde{\nu}_3^{B \prec A}$ from Eq. (D2)) that takes the target, control and ancillary systems to the input Hilbert space of the “global future” party and the system \mathcal{H}^f , which is then traced out (which does however not introduce any decoherence, since f always ends up in the state $|0\rangle^f$, when p is prepared in the state $|0\rangle^p$).

Such a circuit is an example of a *quantum circuit with quantum control of causal order* [27], and similarly to the case of fixed-order quantum circuits, the operations ω_1 , ω_2° , ω_2^\bullet and ω_3 can be constructed explicitly from the process matrix.

Let us now consider a unitary extension of a tripartite process, described by a process vector $|U\rangle \in \mathcal{H}^{P_O A_{IO} B_{IO} C_{IO} F_I}$. When the process vector is composed with a fixed unitary operation $|U_C\rangle^{C_{IO} C'_{IO}}$ for Charlie, the result $|U_G(\cdot, \cdot, U_C)\rangle :=$

$|U\rangle\rangle * |U_C\rangle\rangle^{C_{IO}C'_{IO}}$ is, mathematically, a process vector describing a unitary extension of a bipartite process (for the remaining parties Alice and Bob) with a “global past” party whose output space is $\mathcal{H}^{P_O C'_I}$ and a “global future” party whose input space is $\mathcal{H}^{F_I C'_O}$, and which can be implemented as a “variation of the quantum switch”, as presented just above. For the full tripartite process, one can therefore find a temporal description consisting of a “variation of the quantum switch”, where the circuit operations ω_1 , ω_2° , ω_2^\bullet and ω_3 and the dimensions of E_1 and E_2 depend on U_C . To finally get to the tripartite circuit of Fig. 5, for later convenience, we introduce identity channels on the systems T_1 , T_2 , T'_1 , T'_2 , Q_1 and Q'_2 , which relate the respective system to a copy of it, denoted by the same label with a “bar” superscript.

2. Derivation of the isomorphisms J_{in} and J_{out}

Note that the decomposition in Eq. (C3) generalises straightforwardly to an arbitrary numbers of parties. That is, for a unitary extension of some multipartite process, it is still true that the unitary maps isomorphically the output system of a given party to a subsystem of the input systems of all other parties and the global future system, and similarly, it maps a subsystem of the output of all but one party and the global past to the input of that remaining party. For instance, for a unitary extension of a tripartite process, one can formally decompose its process vector $|U\rangle\rangle \in \mathcal{H}^{P_O A_{IO} B_{IO} C_{IO} F_I}$ as

$$|U\rangle\rangle = |U_1\rangle\rangle * |\mathbb{1}\rangle\rangle^{Z\bar{Z}} * |U_2\rangle\rangle, \quad (\text{D11})$$

with unitaries $U_1 : \mathcal{H}^{P_O A_O B_O} \rightarrow \mathcal{H}^{C_I Z}$ and $U_2 : \mathcal{H}^{C_O \bar{Z}} \rightarrow \mathcal{H}^{A_I B_I F_I}$ (cf. Fig. 14). This follows from precisely the same argument as in the bipartite case, by considering the reduced process with one operation for Charlie, obtained by transferring Alice’s and Bob’s input (output) wires to the global future (past) via SWAP operations and identity channels. (The fact that this abstract, mathematical decomposition generalises to the multipartite case was also noted

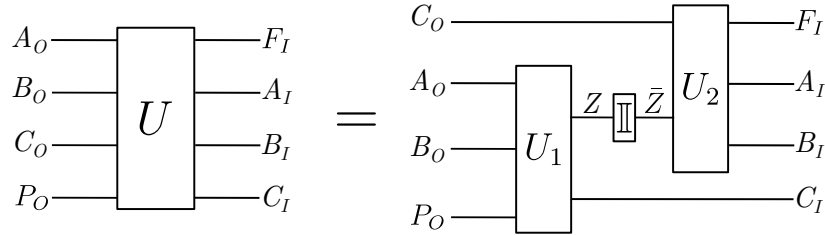


FIG. 14. The process vector of a tripartite unitary process can be decomposed as $|U\rangle\rangle = |U_1\rangle\rangle * |\mathbb{1}\rangle\rangle^{Z\bar{Z}} * |U_2\rangle\rangle$, with unitaries $U_1 : \mathcal{H}^{A_O B_O P_O} \rightarrow \mathcal{H}^{C_I Z}$ and $U_2 : \mathcal{H}^{C_O \bar{Z}} \rightarrow \mathcal{H}^{A_I B_I F_I}$. The circuit on the right-hand side shows that the unitary U maps some subsystem of $A_O B_O P_O$ to C_I , and C_O to some subsystem of $A_I B_I F_I$.

in Ref. [35].) From that decomposition, we then define the isomorphisms $J_{\text{in}} : \mathcal{H}^{A_I B_I C_I Y Z} \rightarrow \mathcal{H}^{T_1 T_2 \bar{T}'_1 \bar{T}'_2 Q_1 P_O}$ and $J_{\text{out}} : \mathcal{H}^{T'_1 T'_2 \bar{T}_1 \bar{T}_2 Q'_2 F_I} \rightarrow \mathcal{H}^{A_O B_O C_O \bar{Y} \bar{Z}}$ to be

$$J_{\text{in}} = \mathbb{1}^{A_I \rightarrow T_1} \otimes \mathbb{1}^{B_I \rightarrow T_2} \otimes [(\mathbb{1}^{A_O \rightarrow \bar{T}'_1} \otimes \mathbb{1}^{B_O \rightarrow \bar{T}'_2} \otimes \mathbb{1}^{P_O}) U_1^\dagger] \otimes |0\rangle^{Q_1} \langle 0|^Y \\ + \mathbb{1}^{B_I \rightarrow T_1} \otimes \mathbb{1}^{A_I \rightarrow T_2} \otimes [(\mathbb{1}^{B_O \rightarrow \bar{T}'_1} \otimes \mathbb{1}^{A_O \rightarrow \bar{T}'_2} \otimes \mathbb{1}^{P_O}) U_1^\dagger] \otimes |1\rangle^{Q_1} \langle 1|^Y \quad (\text{D12})$$

and

$$J_{\text{out}} = \mathbb{1}^{T'_1 \rightarrow A_O} \otimes \mathbb{1}^{T'_2 \rightarrow B_O} \otimes [U_2^\dagger (\mathbb{1}^{\bar{T}_1 \rightarrow A_I} \otimes \mathbb{1}^{\bar{T}_2 \rightarrow B_I} \otimes \mathbb{1}^{F_I})] \otimes |0\rangle^{\bar{Y}} \langle 0|^{Q'_2} \\ + \mathbb{1}^{T'_1 \rightarrow B_O} \otimes \mathbb{1}^{T'_2 \rightarrow A_O} \otimes [U_2^\dagger (\mathbb{1}^{\bar{T}_1 \rightarrow B_I} \otimes \mathbb{1}^{\bar{T}_2 \rightarrow A_I} \otimes \mathbb{1}^{F_I})] \otimes |1\rangle^{\bar{Y}} \langle 1|^{Q'_2}. \quad (\text{D13})$$

3. Description of the circuit in terms of time-delocalised subsystems

To describe the circuit in terms of the chosen time-delocalised subsystems, we consider the red circuit fragment in Fig. 6(a), which implements a quantum operation $\Phi_1(U_A, U_B, U_C)$ from $\mathcal{H}^{A'_I B'_I C'_I P_O T_1 T_2 \bar{T}'_1 \bar{T}'_2 Q_1 \bar{Q}'_2}$ to $\mathcal{H}^{A'_O B'_O C'_O F_I \bar{T}_1 \bar{T}_2 T'_1 T'_2 \bar{Q}_1 \bar{Q}'_2}$,

described in the pure Choi representation by

$$\begin{aligned}
& |\Phi_1(U_A, U_B, U_C)\rangle\rangle \\
&= |\omega_1^{[0]}(U_C)\rangle\rangle^{P_O C_I' \bar{T}_1 E_1 \bar{Q}_1} * \left(|U_A^{(1)}\rangle\rangle^{T_1 A_I' T_1' \alpha} \otimes |\mathbb{1}\rangle\rangle^{B_I' \beta} \otimes |0\rangle^{Q_1} \otimes |0\rangle^{Q_1'} + |U_B^{(1)}\rangle\rangle^{T_1 B_I' T_1' \beta} \otimes |\mathbb{1}\rangle\rangle^{A_I' \alpha} \otimes |1\rangle^{Q_1} \otimes |1\rangle^{Q_1'} \right) \\
&\quad * \left(|\omega_2^\circ(U_C)\rangle\rangle^{\bar{T}_1' E_1 \bar{T}_2 E_2} \otimes |0\rangle^{Q_1'} \otimes |0\rangle^{Q_2} + |\omega_2^\bullet(U_C)\rangle\rangle^{\bar{T}_1' E_1 \bar{T}_2 E_2} \otimes |1\rangle^{Q_1'} \otimes |1\rangle^{Q_2} \right) \\
&\quad * \left(|U_B^{(2)}\rangle\rangle^{T_2 \beta T_2' B_O'} \otimes |\mathbb{1}\rangle\rangle^{\alpha A_O'} \otimes |0\rangle^{Q_2} \otimes |0\rangle^{Q_2'} + |U_A^{(2)}\rangle\rangle^{T_2 \alpha T_2' A_O'} \otimes |\mathbb{1}\rangle\rangle^{\beta B_O'} \otimes |1\rangle^{Q_2} \otimes |1\rangle^{Q_2'} \right) * |\omega_3^{[0]}(U_C)\rangle\rangle^{\bar{T}_2' E_2 \bar{Q}_2' F_I C_O'} \\
&= |\omega_1^{[0]}(U_C)\rangle\rangle^{P_O C_I' \bar{T}_1 E_1 \bar{Q}_1} * \left([|U_A^{(1)}\rangle\rangle^{T_1 A_I' T_1' \alpha} * |\mathbb{1}\rangle\rangle^{\alpha A_O'}] \otimes |\omega_2^\circ(U_C)\rangle\rangle^{\bar{T}_1' E_1 \bar{T}_2 E_2} \otimes [|1\rangle\rangle^{B_I' \beta} * |U_B^{(2)}\rangle\rangle^{T_2 \beta T_2' B_O'}] \otimes |0\rangle^{Q_1} \otimes |0\rangle^{Q_2'} \right. \\
&\quad \left. + [|U_B^{(1)}\rangle\rangle^{T_1 B_I' T_1' \beta} * |\mathbb{1}\rangle\rangle^{\beta B_O'}] \otimes |\omega_2^\bullet(U_C)\rangle\rangle^{\bar{T}_1' E_1 \bar{T}_2 E_2} \otimes [|1\rangle\rangle^{A_I' \alpha} * |U_A^{(2)}\rangle\rangle^{T_2 \alpha T_2' A_O'}] \otimes |1\rangle^{Q_1} \otimes |1\rangle^{Q_2'} \right) * |\omega_3^{[0]}(U_C)\rangle\rangle^{\bar{T}_2' E_2 \bar{Q}_2' F_I C_O'} \quad (D14)
\end{aligned}$$

with the shorthand notations $|\omega_1^{[0]}(U_C)\rangle\rangle^{P_O C_I' \bar{T}_1 E_1 \bar{Q}_1} := |0\rangle^p * |\omega_1(U_C)\rangle\rangle^{P_O p C_I' \bar{T}_1 E_1 \bar{Q}_1}$, $|U_A^{(1)}\rangle\rangle^{T_1 A_I' T_1' \alpha} := |\mathbb{1}\rangle\rangle^{T_1 A_I} * |U_A\rangle\rangle^{A_{IO} A_{IO}'} * (|\mathbb{1}\rangle\rangle^{A_O T_1'} \otimes |\mathbb{1}\rangle\rangle^{A_O' \alpha})$, $|U_B^{(1)}\rangle\rangle^{T_1 B_I' T_1' \beta} := |\mathbb{1}\rangle\rangle^{T_1 B_I} * |U_B\rangle\rangle^{B_{IO} B_{IO}'} * (|\mathbb{1}\rangle\rangle^{B_O T_1'} \otimes |\mathbb{1}\rangle\rangle^{B_O' \beta})$, $|U_A^{(2)}\rangle\rangle^{T_2 \alpha T_2' A_O'} := (|\mathbb{1}\rangle\rangle^{T_2 A_I} \otimes |\mathbb{1}\rangle\rangle^{\alpha A_I'}) * |U_A\rangle\rangle^{A_{IO} A_{IO}'} * |\mathbb{1}\rangle\rangle^{A_O T_2'}$, $|U_B^{(2)}\rangle\rangle^{T_2 \beta T_2' B_O'} := (|\mathbb{1}\rangle\rangle^{T_2 B_I} \otimes |\mathbb{1}\rangle\rangle^{\beta B_I'}) * |U_B\rangle\rangle^{B_{IO} B_{IO}'} * |\mathbb{1}\rangle\rangle^{B_O T_2'}$ and $|\omega_3^{[0]}(U_C)\rangle\rangle^{\bar{T}_2' E_2 \bar{Q}_2' F_I C_O'} := |\omega_3(U_C)\rangle\rangle^{\bar{T}_2' E_2 \bar{Q}_2' F_I C_O'} * |0\rangle^f$. In terms of the time-delocalised systems defined above, the operation implemented by the circuit fragment reads

$$|J_{\text{in}}\rangle\rangle * |\Phi_1(U_A, U_B, U_C)\rangle\rangle * |J_{\text{out}}\rangle\rangle = |U_A\rangle\rangle^{A_{IO} A_{IO}'} \otimes |U_B\rangle\rangle^{B_{IO} B_{IO}'} \otimes |R(U_C)\rangle\rangle^{C_{IO} C_{IO}' Y \bar{Y} Z \bar{Z} \bar{Q}_1 \bar{Q}_2} \quad (D15)$$

(see Fig. 6(a)), where we denote by $|R(U_C)\rangle\rangle$ the pure Choi representation of the operation $R(U_C) : \mathcal{H}^{C_I' C_I Y Z \bar{Q}_2'} \rightarrow \mathcal{H}^{C_O' C_O \bar{Y} \bar{Z} \bar{Q}_1}$ happening in parallel to U_A and U_B , which is given by

$$\begin{aligned}
& |R(U_C)\rangle\rangle^{C_{IO} C_{IO}' Y \bar{Y} Z \bar{Z} \bar{Q}_1 \bar{Q}_2} \\
&= (|U_1^\dagger\rangle\rangle^{C_I Z P_O A_O B_O} * [|\mathbb{1}\rangle\rangle^{A_O T_1'} \otimes |\mathbb{1}\rangle\rangle^{B_O T_2'}] * |\omega_1^{[0]}(U_C)\rangle\rangle^{P_O C_I' \bar{T}_1 E_1 \bar{Q}_1} * |\omega_2^\circ(U_C)\rangle\rangle^{\bar{T}_1' E_1 \bar{T}_2 E_2} * |\omega_3^{[0]}(U_C)\rangle\rangle^{\bar{T}_2' E_2 \bar{Q}_2' F_I C_O'} \\
&\quad * ([|\mathbb{1}\rangle\rangle^{\bar{T}_1 A_I} \otimes |\mathbb{1}\rangle\rangle^{\bar{T}_2 B_I}] * |U_2^\dagger\rangle\rangle^{A_I B_I F_I C_O \bar{Z}}) \otimes |0\rangle^{\bar{Y}} \otimes |0\rangle^Y \\
&+ (|U_1^\dagger\rangle\rangle^{C_I Z P_O A_O B_O} * [|\mathbb{1}\rangle\rangle^{B_O \bar{T}_1'} \otimes |\mathbb{1}\rangle\rangle^{A_O \bar{T}_2'}] * |\omega_1^{[0]}(U_C)\rangle\rangle^{P_O C_I' \bar{T}_1 E_1 \bar{Q}_1} * |\omega_2^\bullet(U_C)\rangle\rangle^{\bar{T}_1' E_1 \bar{T}_2 E_2} * |\omega_3^{[0]}(U_C)\rangle\rangle^{\bar{T}_2' E_2 \bar{Q}_2' F_I C_O'} \\
&\quad * ([|\mathbb{1}\rangle\rangle^{\bar{T}_1 B_I} \otimes |\mathbb{1}\rangle\rangle^{\bar{T}_2 A_I}] * |U_2^\dagger\rangle\rangle^{A_I B_I F_I C_O \bar{Z}}) \otimes |1\rangle^{\bar{Y}} \otimes |1\rangle^Y. \quad (D16)
\end{aligned}$$

To complete the rewriting of the circuit in terms of these time-delocalised subsystems, we also need to compose the operation implemented by the complementary blue fragment, which consists of the identity channels relating the systems with and without the “bar” superscripts, with precisely the inverse of the isomorphisms J_{in} and J_{out} . We obtain

$$\begin{aligned}
& |R'\rangle\rangle := |J_{\text{out}}^\dagger\rangle\rangle * [|\mathbb{1}\rangle\rangle^{\bar{T}_1 T_1} \otimes |\mathbb{1}\rangle\rangle^{\bar{T}_2 T_2} \otimes |\mathbb{1}\rangle\rangle^{T_1' \bar{T}_1'} \otimes |\mathbb{1}\rangle\rangle^{T_2' \bar{T}_2'} \otimes |\mathbb{1}\rangle\rangle^{\bar{Q}_1 Q_1} \otimes |\mathbb{1}\rangle\rangle^{Q_2' \bar{Q}_2'}] * |J_{\text{in}}^\dagger\rangle\rangle \\
&= |U_2\rangle\rangle^{C_O \bar{Z} A_I B_I F_I} \otimes |U_1\rangle\rangle^{P_O A_O B_O C_I Z} \otimes [|0\rangle^{\bar{Y}} \otimes |0\rangle^{\bar{Q}_2'} \otimes |0\rangle^{\bar{Q}_1} \otimes |0\rangle^Y + |1\rangle^{\bar{Y}} \otimes |1\rangle^{\bar{Q}_2'} \otimes |1\rangle^{\bar{Q}_1} \otimes |1\rangle^Y] \\
&\quad + |(\mathfrak{S}^{A_I B_I} \otimes \mathbb{1}^{F_I}) U_2\rangle\rangle^{C_O \bar{Z} A_I B_I F_I} \otimes |U_1(\mathfrak{S}^{A_O B_O} \otimes \mathbb{1}^{P_O})\rangle\rangle^{P_O A_O B_O C_I Z} \\
&\quad \otimes [|0\rangle^{\bar{Y}} \otimes |0\rangle^{\bar{Q}_2'} \otimes |1\rangle^{\bar{Q}_1} \otimes |1\rangle^Y + |1\rangle^{\bar{Y}} \otimes |1\rangle^{\bar{Q}_2'} \otimes |0\rangle^{\bar{Q}_1} \otimes |0\rangle^Y] \quad (D17)
\end{aligned}$$

(see Fig. 6(b)), where $\mathfrak{S}^{A_I B_I} := \mathbb{1}^{A_I \rightarrow B_I} \otimes \mathbb{1}^{B_I \rightarrow A_I}$ and $\mathfrak{S}^{A_O B_O} := \mathbb{1}^{A_O \rightarrow B_O} \otimes \mathbb{1}^{B_O \rightarrow A_O}$ are SWAP operations.

Finally, we want to recompose the operations $|R(U_C)\rangle\rangle$ and $|R'\rangle\rangle$ over the systems $Y, \bar{Y}, Z, \bar{Z}, \bar{Q}_1, \bar{Q}_2'$ (but not over the systems C_I and C_O). Inserting the explicit expressions for $\omega_1, \omega_2^\circ, \omega_2^\bullet$ and ω_3 (Eqs. (D4), (D7), (D8) and (D10), respectively), taking the link product of the right-hand sides of Eq. (D16) and Eq. (D17) and evaluating the link

products over $Y, \bar{Y}, \bar{Q}_1, \bar{Q}'_2, \bar{T}_1, \bar{T}_2, \bar{T}'_1, \bar{T}'_2$, yields

$$\begin{aligned} & |R(U_C)\rangle\rangle * |R'\rangle\rangle \\ &= |U_1\rangle\rangle^{P_O A_O B_O C_I Z} * \left(|U_1^\dagger\rangle\rangle^{C_I Z P_O A_O B_O} * \left[|\nu_1^{A \prec B}(U_C)\rangle\rangle^{P_O C'_I A_I E_1} * |\nu_2^{A \prec B}(U_C)\rangle\rangle^{A_O E_1 B_I E_2} * |\nu_3^{A \prec B}(U_C)\rangle\rangle^{B_O E_2 F_I C'_O} \right. \right. \\ &\quad \left. \left. + |\nu_1^{B \prec A}(U_C)\rangle\rangle^{P_O C'_I B_I E_1} * |\nu_2^{B \prec A}(U_C)\rangle\rangle^{B_O E_1 A_I E_2} * |\nu_3^{B \prec A}(U_C)\rangle\rangle^{A_O E_2 F_I C'_O} \right] * |U_2^\dagger\rangle\rangle^{A_I B_I F_I C_O \bar{Z}} \right) * |U_2\rangle\rangle^{C_O \bar{Z} A_I B_I F_I}. \end{aligned} \quad (D18)$$

We then note that the term in the square bracket on the right-hand side of Eq. (D18) is precisely $|U_{\mathcal{G}}(\cdot, \cdot, U_C)\rangle\rangle = |U\rangle\rangle * |U_C\rangle\rangle$ (cf. Eq. (D1)), which, with the decomposition in Eq. (D11), can be written as $|U_1\rangle\rangle * |\mathbb{1}\rangle\rangle^{Z\bar{Z}} * |U_2\rangle\rangle * |U_C\rangle\rangle$. Therefore, with Eq. (A7), the term in the round bracket on the right-hand side of Eq. (D18) is precisely $|U_C\rangle\rangle * |\mathbb{1}\rangle\rangle^{Z\bar{Z}}$. Finally, evaluating the link product over Z and \bar{Z} yields

$$\begin{aligned} |R(U_C)\rangle\rangle * |R'\rangle\rangle &= |U_1\rangle\rangle^{P_O A_O B_O C_I Z} * (|U_C\rangle\rangle^{C_I O C'_I O} \otimes |\mathbb{1}\rangle\rangle^{Z\bar{Z}}) * |U_2\rangle\rangle^{C_O \bar{Z} A_I B_I F_I} \\ &= |U_1\rangle\rangle^{P_O A_O B_O C_I Z} * |\mathbb{1}\rangle\rangle^{Z\bar{Z}} * |U_2\rangle\rangle^{C_O \bar{Z} A_I B_I F_I} * |U_C\rangle\rangle^{C_I O C'_I O} = |U\rangle\rangle^{P_O A_I O B_I O C_I O F} * |U_C\rangle\rangle^{C_I O C'_I O}. \end{aligned} \quad (D19)$$

(see Fig. 6(c)).

4. Example of a process that violates causal inequalities on time-delocalised subsystems

a. Description in terms of quantum operations and time-delocalised subsystems

The first operation in the circuit of Fig. 7, $\omega_1(U_C) : \mathcal{H}^{P_1 P_2 P_3 C'_I \rightarrow \bar{T}_1 E_1 \bar{Q}_1 \gamma}$ is given by

$$\begin{aligned} \omega_1(U_C) &= \mathbb{1}^{P_1 \rightarrow \bar{T}_1} \otimes \mathbb{1}^{P_2 \rightarrow E_1} \otimes [(|0\rangle^{\bar{Q}_1} \langle 0|^{C_O} \otimes \mathbb{1}^{C'_O \rightarrow \gamma}) \cdot U_C \cdot (\mathbb{1}^{P_3 \rightarrow C_I} \otimes \mathbb{1}^{C'_I})] \\ &\quad + \mathbb{1}^{P_1 \rightarrow E_1} \otimes \mathbb{1}^{P_2 \rightarrow \bar{T}_1} \otimes [(|1\rangle^{\bar{Q}_1} \langle 1|^{C_O} \otimes \mathbb{1}^{C'_O \rightarrow \gamma}) \cdot U_C \cdot (\mathbb{1}^{P_3 \rightarrow C_I} \otimes \mathbb{1}^{C'_I})], \end{aligned} \quad (D20)$$

where γ is an ancillary space with dimension $d_\gamma = d_{C'_I}$. The two circuit operations $\omega_2^\circ : \mathcal{H}^{\bar{T}'_1 E_1} \rightarrow \mathcal{H}^{\bar{T}_2 E_2}$ and $\omega_2^\bullet : \mathcal{H}^{\bar{T}'_1 E_1} \rightarrow \mathcal{H}^{\bar{T}_2 E_2}$ do not depend on U_C for this particular process. They are

$$\omega_2^\circ = |0\rangle^{E_2} \langle 0|^{\bar{T}'_1} \otimes \mathbb{1}^{E_1 \rightarrow \bar{T}_2} + |1\rangle^{E_2} \langle 1|^{\bar{T}'_1} \otimes X^{E_1 \rightarrow \bar{T}_2} \quad (D21)$$

and

$$\omega_2^\bullet = |1\rangle^{E_2} \langle 1|^{\bar{T}'_1} \otimes \mathbb{1}^{E_1 \rightarrow \bar{T}_2} + |0\rangle^{E_2} \langle 0|^{\bar{T}'_1} \otimes X^{E_1 \rightarrow \bar{T}_2}. \quad (D22)$$

The final circuit operation $\omega_3(U_C) : \mathcal{H}^{\bar{T}_2 E_2 \bar{Q}'_2 \gamma} \rightarrow \mathcal{H}^{F_1 F_2 F_3 C'_O}$ is

$$\begin{aligned} \omega_3(U_C) &= [|000\rangle^{F_1 F_2 F_3} \langle 000|^{\bar{T}'_2 E_2 \bar{Q}'_2} + |001\rangle^{F_1 F_2 F_3} \langle 001|^{\bar{T}'_2 E_2 \bar{Q}'_2} + |100\rangle^{F_1 F_2 F_3} \langle 100|^{\bar{T}'_2 E_2 \bar{Q}'_2} \\ &\quad + |101\rangle^{F_1 F_2 F_3} \langle 101|^{\bar{T}'_2 E_2 \bar{Q}'_2} + |110\rangle^{F_1 F_2 F_3} \langle 110|^{\bar{T}'_2 E_2 \bar{Q}'_2} + |111\rangle^{F_1 F_2 F_3} \langle 111|^{\bar{T}'_2 E_2 \bar{Q}'_2}] \otimes \mathbb{1}^{\gamma \rightarrow C'_O} \\ &\quad + |01\rangle^{F_1 F_2} \langle 100|^{\bar{T}'_2 E_2 \bar{Q}'_2} \otimes [\mathbb{1}^{C_O \rightarrow F_3} \otimes \mathbb{1}^{C'_O}] \cdot (U_C \cdot (X^{C_I \rightarrow C_I} \otimes \mathbb{1}^{C'_I}) \cdot U_C^\dagger) \cdot (|0\rangle^{C_O} \otimes \mathbb{1}^{\gamma \rightarrow C'_O}) \\ &\quad + |01\rangle^{F_1 F_2} \langle 011|^{\bar{T}'_2 E_2 \bar{Q}'_2} \otimes [\mathbb{1}^{C_O \rightarrow F_3} \otimes \mathbb{1}^{C'_O}] \cdot (U_C \cdot (X^{C_I \rightarrow C_I} \otimes \mathbb{1}^{C'_I}) \cdot U_C^\dagger) \cdot (|1\rangle^{C_O} \otimes \mathbb{1}^{\gamma \rightarrow C'_O}). \end{aligned} \quad (D23)$$

For this particular process, a decomposition as in Eq. (D11) is given by $|U_{\text{BW}}\rangle\rangle = |U_1\rangle\rangle * |U_2\rangle\rangle$, with the unitaries $U_1 : \mathcal{H}^{P_1 P_2 P_3 A_O B_O} \rightarrow \mathcal{H}^{C_I Z}$ and $U_2 : \mathcal{H}^{C_O Z} \rightarrow \mathcal{H}^{A_I B_I F_I F_2 F_3}$

$$\begin{aligned} U_1 &= \sum_{p_1 p_2 p_3 a_O b_O} |p_3 \oplus \neg a_O \wedge b_O\rangle^{C_I} |p_1, p_2, a_O, b_O\rangle^Z \langle p_1, p_2, p_3 |^{P_1 P_2 P_3} \langle a_O, b_O |^{A_O B_O} \\ U_2 &= \sum_{a_O b_O c_O p_1 p_2} |p_1 \oplus \neg b_O \wedge c_O, p_2 \oplus \neg c_O \wedge a_O\rangle^{A_I B_I} |a_O, b_O, c_O\rangle^{F_1 F_2 F_3} \langle c_O |^{C_O} \langle p_1, p_2, a_O, b_O |^{\bar{Z}}, \end{aligned} \quad (D24)$$

from which the isomorphisms $J_{\text{in}} : \mathcal{H}^{A_I B_I C_I Y Z} \rightarrow \mathcal{H}^{T_1 T_2 \bar{T}'_1 \bar{T}'_2 Q_1 P_O}$ and $J_{\text{out}} : \mathcal{H}^{T'_1 T'_2 \bar{T}_1 \bar{T}_2 Q'_2 F_I} \rightarrow \mathcal{H}^{A_O B_O C_O \bar{Y} \bar{Z}}$ that define the decomposition into time-delocalised subsystems are obtained through Eqs. (D12) and (D13).

b. Description in terms of classical operations and time-delocalised variables

In this Appendix, we explain in more detail that the example in Sec. IV describes a *classical* noncausal process, with classical operations that take place on *time-delocalised variables*. The classical counterpart of a quantum system X with a Hilbert space \mathcal{H}^X is a random variable X with values in a set $\mathcal{S}^X := \{0, \dots, d_X - 1\}$. The classical counterpart of a quantum operation (i.e., most generally, of a quantum instrument) from an incoming quantum system X to an outgoing quantum system Y is a “classical instrument”, that is, a conditional probability distribution $P(r, y|x)$ which specifies the probability that the outgoing variable Y takes the value $y \in \mathcal{S}^Y$ and the “outcome” of the operation (which can also be described by a random variable) is r , given that the incoming variable X has the value $x \in \mathcal{S}^X$.

If the outgoing variable Y is then passed on to a subsequent classical operation (say, an operation from incoming random variables S and Y to outgoing random variables T and Z , specified by a conditional probability distribution $P(t, z|s, y)$), the two operations compose to a new classical operation $P(r, t, z|s, y) = \sum_y P(r, y|x)P(t, z|s, y)$. This is the classical counterpart of the link product.

If one then has an acyclic network composed of classical operations, it can be described in terms of *time-delocalised variables* by decomposing it into fragments and composing these with deterministic reversible operations that take the incoming and outgoing “time-local” variables to new ones, analogously to the quantum case. For instance, if the operations in the circuit of Fig. 2 are all classical, the red fragment defines a classical operation $P_{\text{red}}(k, d, h, i|a, f)$ from incoming time-local variables A, F to outgoing time-local variables D, H, I and with an outcome k , and the blue circuit fragment an operation $P_{\text{blue}}(j, l, m, a, f|d, h, i)$, from the incoming variables D, H, I to the outgoing variables A, F and with outcomes j, l, m . We can then change to a description in terms of time-delocalised variables V, W, X, Y defined by any bijective functions $J_{\text{in}} : \mathcal{S}^V \times \mathcal{S}^W \rightarrow \mathcal{S}^A \times \mathcal{S}^F$ and $J_{\text{out}} : \mathcal{S}^D \times \mathcal{S}^H \times \mathcal{S}^I \rightarrow \mathcal{S}^X \times \mathcal{S}^Y$, by taking

$$P'_{\text{red}}(k, x, y|v, w) = \sum_{a, d, f, h, i} P_{\text{red}}(k, d, h, i|a, f) \delta_{(a, f), J_{\text{in}}(v, w)} \delta_{(x, y), J_{\text{out}}(d, h, i)} \quad (\text{D25})$$

and

$$P'_{\text{blue}}(j, l, m, v, w|x, y) = \sum_{a, d, f, h, i} P_{\text{blue}}(j, l, m, a, f|d, h, i) \delta_{(d, h, i), J_{\text{out}}^{-1}(x, y)} \delta_{(v, w), J_{\text{in}}^{-1}(a, f)}. \quad (\text{D26})$$

where $\delta_{(\dots), (\dots)}$ denotes the Kronecker delta between tuples. It is straightforward to check that, analogously to the quantum case, the composition of the two fragments over the time-local and time-delocalised variables is indeed the same.

If the state evolving through a quantum circuit is diagonal in the computational basis at any time, the situation is effectively classical (i.e., when one identifies each quantum system X with a classical, random variable X and the computational basis states $|i\rangle^X$ of \mathcal{H}^X with the elements of \mathcal{S}^X , one obtains a probability distribution evolving through a circuit consisting of classical operations in the above sense). In the circuit of Fig. 7, when the input state $|0, 0, 0\rangle^{P_1 P_2 P_3} \in \mathcal{H}^{P_1 P_2 P_3}$ and an input state in $\mathcal{H}^{A_I B_I C_I}$ that is also diagonal in the computational basis is prepared, and when U_A, U_B and U_C are restricted to unitaries that map computational basis states to computational basis states, we indeed have such an effectively classical circuit composed of deterministic operations.

The quantum isomorphisms $J_{\text{in}} : \mathcal{H}^{A_I B_I C_I Y Z} \rightarrow \mathcal{H}^{T_1 T_2 \bar{T}_1 \bar{T}_2 Q_1 P_O}$ and $J_{\text{out}} : \mathcal{H}^{T_1 T_2 \bar{T}_1 \bar{T}_2 Q_2 F_I} \rightarrow \mathcal{H}^{A_O B_O C_O \bar{Y} \bar{Z}}$, which also map computational basis states to computational basis states, then translate into functions $J_{\text{in}} : \mathcal{S}^{A_I} \times \mathcal{S}^{B_I} \times \mathcal{S}^{C_I} \times \mathcal{S}^Y \times \mathcal{S}^Z \rightarrow \mathcal{S}^{T_1} \times \mathcal{S}^{T_2} \times \mathcal{S}^{\bar{T}_1} \times \mathcal{S}^{\bar{T}_2} \times \mathcal{S}^{Q_1} \times \mathcal{S}^{P_O}$ and $J_{\text{out}} : \mathcal{S}^{T_1} \times \mathcal{S}^{T_2} \times \mathcal{S}^{\bar{T}_1} \times \mathcal{S}^{\bar{T}_2} \times \mathcal{S}^{Q_2} \times \mathcal{S}^{F_I} \rightarrow \mathcal{S}^{A_O} \times \mathcal{S}^{B_O} \times \mathcal{S}^{C_O} \times \mathcal{S}^{\bar{Y}} \times \mathcal{S}^{\bar{Z}}$ that define the time-delocalised variables $A_I, A_O, B_I, B_O, C_I, C_O$. With respect to these variables, the circuit then corresponds to three classical local operations $P_A(a_O, o_A|a_I, i_A)$, $P_B(b_O, o_B|b_I, i_B)$, $P_C(c_O, o_C|c_I, i_C)$ (where the settings i_A, i_B, i_C have been included into the operations as classical inputs), that are composed with a classical, deterministic channel $P_{\text{AF}}(a_I, b_I, c_I|a_O, b_O, c_O) = \delta_{a_I, \neg b_O \wedge c_O} \delta_{b_I, \neg c_O \wedge a_O} \delta_{c_I, \neg a_O \wedge b_O}$ that sends the outputs A_O, B_O, C_O of the local operations back to their inputs A_I, B_I, C_I . This gives rise to the correlation

$$P(o_A, o_B, o_C|i_A, i_B, i_C) = \sum_{\substack{a_I, a_O, b_I, b_O, \\ c_I, c_O}} P_{\text{AF}}(a_I, b_I, c_I|a_O, b_O, c_O) P_A(a_O, o_A|a_I, i_A) P_B(b_O, o_B|b_I, i_B) P_C(c_O, o_C|c_I, i_C), \quad (\text{D27})$$

which indeed violates causal inequalities for suitably chosen local operations (such as, for instance, the deterministic operations mentioned in the main text, whose classical description is $P(a_O, o_A|a_I, i_A) = \delta_{o_A, a_I} \delta_{a_O, i_A}$, $P(b_O, o_B|b_I, i_B) = \delta_{o_B, b_I} \delta_{b_O, i_B}$ and $P(c_O, o_C|c_I, i_C) = \delta_{o_C, c_I} \delta_{c_O, i_C}$).

Appendix E: Assumptions in Sec. V imply causal correlations

In this section, we are going to prove that the conditions (7)–(10) imply that $P(o_A, o_B, o_C | i_A, i_B, i_C)$ must respect causal inequalities. For most generality, we consider the general multipartite case, that is, we consider a set of variables $\Gamma := \{X_I, X_O, I_X, O_X\}_{X=A,B,C,\dots}$ for an arbitrary number of parties $\{A, B, C, \dots\}$, and a probability distribution $P(o_A, o_B, o_C, \dots, \kappa(\Gamma) | i_A, i_B, i_C, \dots)$, with $\kappa(\Gamma)$ the possible SPOs on the set Γ , that satisfies the straightforward multipartite generalisation of the constraints (7)–(10). As in the main text, when we write probabilities for some constraint on the causal order, this is to be understood as the probability obtained by summing over all $\kappa(\Gamma)$ that satisfy the respective constraint. (For instance, $P(I_{\Lambda^{(0)}} \prec \Lambda_I^{(0)} | i_A, i_B, i_C, \dots)$ below is obtained by summing $P(o_A, o_B, o_C, \dots, \kappa(\Gamma) | i_A, i_B, i_C, \dots)$ over all $\kappa(\Gamma)$ that satisfy $I_{\Lambda^{(0)}} \prec \Lambda_I^{(0)}$, as well as over all outcomes.)

The idea of the proof is that, to each $\kappa(\Gamma)$, we associate a “coarse-grained” SPO $\mathcal{C}_{\kappa(\Gamma)}$ on the set of parties $\{A, B, C, \dots\}$, and show that, with respect to this coarse-grained SPO, the correlation $P(o_A, o_B, o_C, \dots | i_A, i_B, i_C, \dots)$ satisfies the definition of “causal correlation” as introduced in Ref. [6] (also referred to as “causal process” in Ref. [6]), which means that it must respect causal inequalities. Let us first recall this definition.

Causal correlation (Definition from Ref. [6]). A correlation $P(o_A, o_B, o_C, \dots | i_A, i_B, i_C, \dots)$ for a set of “local experiments” $\{A, B, C, \dots\} =: \Delta$, is causal if and only if there exists a probability distribution

$$P(o_A, o_B, o_C, \dots, \xi(\Delta) | i_A, i_B, i_C, \dots), \quad (\text{E1})$$

where $\xi(\Delta)$ are the possible SPOs on the set Δ , such that

$$\sum_{\xi(\Delta)} P(o_A, o_B, o_C, \dots, \xi(\Delta) | i_A, i_B, i_C, \dots) = P(o_A, o_B, o_C, \dots | i_A, i_B, i_C, \dots) \quad (\text{E2})$$

and such that, for every local experiment (e.g., A), for every subset \mathcal{X} of the rest of the local experiments, and for every SPO $\xi(\{A\} \cup \mathcal{X})$ on the local experiment in question and that subset,

$$P(o^{\mathcal{X}}, A \not\prec \mathcal{X}, \xi(\{A\} \cup \mathcal{X}) | i_A, i_B, i_C, \dots) = P(o^{\mathcal{X}}, A \not\prec \mathcal{X}, \xi(\{A\} \cup \mathcal{X}) | i_B, i_C, \dots). \quad (\text{E3})$$

That is, in Eq. (E3), one considers the probability for all local experiments in \mathcal{X} to be outside of the causal future of A , to display specific outcomes $o^{\mathcal{X}}$ and to have a specific causal order $\xi(\{A\} \cup \mathcal{X})$ together with A . This probability is required to be independent of the setting of the local experiment A .

We thus consider the coarse-grained set $\{A, B, C, \dots\} = \Delta$, and first define a binary relation $\mathcal{C}_{\kappa(\Gamma)}$ on this set, for any given $\kappa(\Gamma)$, as follows: $XC_{\kappa(\Gamma)}Y$ if and only if there exist some parties $\Lambda^{(1)}, \Lambda^{(2)}, \dots, \Lambda^{(M)} \in \Delta$, $M \geq 0$, such that $X_O \prec \Lambda_I^{(1)}, \Lambda_O^{(i)} \prec \Lambda_I^{(i+1)}$ for $1 \leq i \leq M-1$, and $\Lambda_O^{(M)} \prec Y_I$. (We also allow for $M = 0$, which corresponds to the case where $X_O \prec Y_I$, without any “intermediate” Λ .)

As a first step, we show that, for all $\kappa(\Gamma)$ that occur with non-zero probability, this coarse-grained relation $\mathcal{C}_{\kappa(\Gamma)}$ is indeed a SPO on the set $\{A, B, C, \dots\}$. That is, we prove the following.

Proposition 3. $P(o_A, o_B, o_C, \dots, \kappa(\Gamma) | i_A, i_B, i_C, \dots) > 0$ only if $\mathcal{C}_{\kappa(\Gamma)}$ is a SPO on the set of coarse-grained variables Δ .

Proof. It is straightforward to check that $\mathcal{C}_{\kappa(\Gamma)}$ is transitive. We thus need to show its irreflexivity for all $\kappa(\Gamma)$ associated with a non-zero probability. $\mathcal{C}_{\kappa(\Gamma)}$ is reflexive if and only if there exist $\Lambda^{(0)}, \Lambda^{(1)}, \dots, \Lambda^{(M)} \in \Delta$, $M \geq 0$, such that $\Lambda_O^{(i)} \prec \Lambda_I^{(i+1)}$ for $0 \leq i \leq M-1$ and $\Lambda_O^{(M)} \prec \Lambda_I^{(0)}$. We prove by induction over M that, for any $\kappa(\Gamma)$ for which such $\Lambda^{(0)}, \Lambda^{(1)}, \dots, \Lambda^{(M)}$ exist, the probabilities $P(o_A, o_B, o_C, \dots, \kappa(\Gamma) | i_A, i_B, i_C, \dots)$ must be zero.

We start by proving the claim for $M = 0$. Assume thus that, for the $\kappa(\Gamma)$ under consideration, we have $\Lambda_O^{(0)} \prec \Lambda_I^{(0)}$. Since $I_{\Lambda^{(0)}} \prec \Lambda_O^{(0)}$ (as per condition (9) of the closed-laboratory assumption), transitivity implies that, for this $\kappa(\Gamma)$, we have $I_{\Lambda^{(0)}} \prec \Lambda_I^{(0)}$. However, the probability $P(I_{\Lambda^{(0)}} \prec \Lambda_I^{(0)} | i_A, i_B, i_C, \dots)$ (and therefore any probability $P(o_A, o_B, o_C, \dots, \kappa(\Gamma) | i_A, i_B, i_C, \dots)$ with $\kappa(\Gamma)$ satisfying $I_{\Lambda^{(0)}} \prec \Lambda_I^{(0)}$ that contributes to it) must be zero. This follows from the fact that $P(I_{\Lambda^{(0)}} \prec \Lambda_I^{(0)} | i_A, i_B, i_C, \dots)$ is independent of $i_{\Lambda^{(0)}}$ (since it is obtained by summing over various probabilities that are each individually independent of $i_{\Lambda^{(0)}}$ according to Eq. (8); namely, to obtain $P(I_{\Lambda^{(0)}} \prec \Lambda_I^{(0)} | i_A, i_B, i_C, \dots)$ one sums the constraint of Eq. (8) corresponding to $I_{\Lambda^{(0)}}$ over all \mathcal{Y}, \mathcal{Z} such that $\Lambda_I^{(0)} \notin \mathcal{Y} \cup \mathcal{Z}$, all causal orders on the respective $\mathcal{Y} \cup \mathcal{Z}$, and all outcomes in the respective $\mathcal{Y} \cup \mathcal{Z}$), and $P(I_{\Lambda^{(0)}} \prec \Lambda_I^{(0)} | i_A, i_B, i_C, \dots) = 0$

for the value $i_{\Lambda^{(0)}}^*$ of $I_{\Lambda^{(0)}}$ (since, for $i_{\Lambda^{(0)}}^*$, we have $\Lambda_I^{(0)} \prec \Lambda_O^{(0)}$ with certainty, which is incompatible with $I_{\Lambda^{(0)}} \prec \Lambda_I^{(0)}$, as the latter would imply $\Lambda_O^{(0)} \prec \Lambda_I^{(0)}$ due to condition (9)).

Assume then that the claim holds up to some given $M \geq 0$ —i.e., that whenever $\kappa(\Gamma)$ is such that some $\Lambda^{(0)}, \dots, \Lambda^{(M)}$ with the prescribed properties exist (starting from any element of Δ), then $P(o_A, o_B, o_C, \dots, \kappa(\Gamma) | i_A, i_B, i_C, \dots) = 0$. We will prove that the claim then also holds for $M+1$. We thus consider a $\kappa(\Gamma)$ such that there exist $\Lambda^{(0)}, \dots, \Lambda^{(M+1)}$, for which $\Lambda_O^{(i)} \prec \Lambda_I^{(i+1)}$ for $0 \leq i \leq M$ and $\Lambda_O^{(M+1)} \prec \Lambda_I^{(0)}$. We consider the sets of variables $\{\Lambda_I^{(i)} | 1 \leq i \leq M+1\} =: \Omega_I$ and $\{\Lambda_O^{(i)} | 0 \leq i \leq M\} =: \Omega_O$, and distinguish between two possible cases. First, consider the case where any of the variables in $\Omega_I \cup \Omega_O$ is in the causal future of $I_{\Lambda^{(M+1)}}$. If $I_{\Lambda^{(M+1)}} \prec \Lambda_I^{(j)}$ for some $\Lambda_I^{(j)} \in \Omega_I$ (i.e. for some j with $1 \leq j \leq M+1$), the closed laboratory assumption implies that $\Lambda_O^{(M+1)} \prec \Lambda_I^{(j)}$. Therefore, we have $\Lambda_O^{(j)} \prec \Lambda_I^{(j+1)}$, $\Lambda_O^{(j+1)} \prec \Lambda_I^{(j+2)}$, \dots , $\Lambda_O^{(M+1)} \prec \Lambda_I^{(j)}$, and thus $\Lambda^{(j)} \mathcal{C}_{\kappa(\Gamma)} \Lambda^{(j)}$ with a number of intermediate Λ strictly smaller than $M+1$, which is associated to a probability of zero by assumption. And if $I_{\Lambda^{(M+1)}} \prec \Lambda_O^{(j)}$ for some $\Lambda_O^{(j)} \in \Omega_O$ (i.e. for some j with $0 \leq j \leq M$), we have that $I_{\Lambda^{(M+1)}} \prec \Lambda_I^{(j+1)}$ because of transitivity.

In the second case, all variables in the sets $\Omega_I \cup \Omega_O$ are in the causal past or elsewhere of $I_{\Lambda^{(M+1)}}$. Therefore, $\kappa(\Gamma)$ contributes to the probability

$$P(\Omega_I \cup \Omega_O \subseteq \mathcal{P}_{I_{\Lambda^{(M+1)}}} \cup \mathcal{E}_{I_{\Lambda^{(M+1)}}}, \Lambda_O^{(i)} \prec \Lambda_I^{(i+1)} \text{ for } 0 \leq i \leq M, I_{\Lambda^{(M+1)}} \prec \Lambda_I^{(0)} | i_A, i_B, i_C, \dots). \quad (\text{E4})$$

This probability is again independent of $i_{\Lambda^{(M+1)}}^*$, and zero for $i_{\Lambda^{(M+1)}}^*$, implying that it (and therefore also the probability for any $\kappa(\Gamma)$ contributing to it) is always zero. Therefore, it follows that $P(o_A, o_B, o_C, \dots, \kappa(\Gamma) | i_A, i_B, i_C, \dots)$ is zero also in this case with $M+1$.

To see that the probability in Eq. (E4) is indeed independent of $i_{\Lambda^{(M+1)}}^*$, note that it is again obtained by summing over various probabilities that are independent of $i_{\Lambda^{(M+1)}}^*$ according to Eq. (8). Namely, one considers the constraint of Eq. (8) corresponding to $I_{\Lambda^{(M+1)}}$, and sums it over all \mathcal{Y}, \mathcal{Z} such that $\Omega_I \cup \Omega_O \subseteq \mathcal{Y} \cup \mathcal{Z}$ and $\Lambda_I^{(0)} \notin \mathcal{Y} \cup \mathcal{Z}$, as well as over all causal orders on the respective $\mathcal{Y} \cup \mathcal{Z}$ that satisfy $\Lambda_O^{(i)} \prec \Lambda_I^{(i+1)}$ for $0 \leq i \leq M$, and over all outcomes in the respective $\mathcal{Y} \cup \mathcal{Z}$.

To see that the probability in Eq. (E4) is indeed zero for $i_{\Lambda^{(M+1)}}^*$, note that, for $i_{\Lambda^{(M+1)}}^*$, we have $\Lambda_I^{(M+1)} \prec \Lambda_O^{(M+1)}$, and thus, because of $\Lambda_O^{(M)} \prec \Lambda_I^{(M+1)}$, $\Lambda_O^{(M+1)} \prec \Lambda_I^{(0)}$ and transitivity, $\Lambda_O^{(M)} \prec \Lambda_I^{(0)}$. Therefore, we have $\Lambda^{(0)} \mathcal{C}_{\kappa(\Gamma)} \Lambda^{(0)}$ with a number M of intermediate Λ , which by assumption, implies that the probability associated to $\kappa(\Gamma)$ is zero. \square

The second step is then to prove that the probability $P(o_A, o_B, o_C, \dots | i_A, i_B, i_C, \dots)$ satisfies the definition of *causal correlation* from Ref. [6], which we recalled above.

Proposition 4. $P(o_A, o_B, o_C, \dots | i_A, i_B, i_C, \dots)$ is a causal correlation, with the underlying probability distribution $P(o_A, o_B, o_C, \dots, \xi(\Delta) | i_A, i_B, i_C, \dots)$ associated to each SPO $\xi(\Delta)$ obtained by summing over all $\kappa(\Gamma)$ for which $\mathcal{C}_{\kappa(\Gamma)} = \xi(\Delta)$:

$$P(o_A, o_B, o_C, \dots, \xi(\Delta) | i_A, i_B, i_C, \dots) = \sum_{\{\kappa(\Gamma) | \mathcal{C}_{\kappa(\Gamma)} = \xi(\Delta)\}} P(o_A, o_B, o_C, \dots, \kappa(\Gamma) | i_A, i_B, i_C, \dots). \quad (\text{E5})$$

Proof. It is clear that this distribution satisfies Eq. (E2), since summing $P(o_A, o_B, o_C, \dots, \xi(\Delta) | i_A, i_B, i_C, \dots)$ over all $\xi(\Delta)$ is equivalent to summing $P(o_A, o_B, o_C, \dots, \kappa(\Gamma) | i_A, i_B, i_C, \dots)$ over all $\kappa(\Gamma)$. It therefore remains to prove that this distribution satisfies Eq. (E3).

In order to obtain the probability in Eq. (E3), for a given A, \mathcal{X} and $\xi(\{A\} \cup \mathcal{X})$, one needs to sum up the probabilities $P(o_A, o_B, o_C, \dots, \kappa(\Gamma) | i_A, i_B, i_C, \dots)$ over all o_X with $X \notin \mathcal{X}$, as well as over all “fine-grained” orders $\kappa(\Gamma)$ for which the “coarse-grained” order $\mathcal{C}_{\kappa(\Gamma)}$ satisfies the respective conditions—that is, with respect to $\mathcal{C}_{\kappa(\Gamma)}$, (i) $A \not\prec \mathcal{X}$, and (ii) the restriction of the coarse-grained order to $\{A\} \cup \mathcal{X}$ is precisely $\xi(\{A\} \cup \mathcal{X})$. Expressed as conditions on the fine-grained $\kappa(\Gamma)$, this means that $\kappa(\Gamma)$ has to satisfy the following two constraints.

- (i) $\forall X \in \mathcal{X} : (A_O \not\prec X_I)$ and $(\nexists \Lambda^{(1)}, \dots, \Lambda^{(M)} \text{ s.t. } A_O \prec \Lambda_I^{(1)}, \Lambda_O^{(i)} \prec \Lambda_I^{(i+1)} \text{ for } 1 \leq i \leq M-1, \text{ and } \Lambda_O^{(M)} \prec X_I)$
 - (ii) $\forall X, Y \in \{A\} \cup \mathcal{X} : [X \prec Y \text{ w.r.t } \xi(\{A\} \cup \mathcal{X})]$
- $$\Leftrightarrow [(X_O \prec Y_I) \text{ or } (\exists \Lambda^{(1)}, \dots, \Lambda^{(M)} \text{ s.t. } X_O \prec \Lambda_I^{(1)}, \Lambda_O^{(i)} \prec \Lambda_I^{(i+1)} \text{ for } 1 \leq i \leq M-1, \text{ and } \Lambda_O^{(M)} \prec Y_I)]. \quad (\text{E6})$$

To proceed, we note the following two observations.

Observation 5. For any given $\kappa(\Gamma)$, whether or not the two constraints (i) and (ii) in Eq. (E6) are satisfied is completely determined by the sets \mathcal{P}_{I_A} and \mathcal{E}_{I_A} , and the causal order on $\mathcal{P}_{I_A} \cup \mathcal{E}_{I_A}$.

Observation 6. For all $\kappa(\Gamma)$ that satisfy the constraints (i) and (ii) in Eq. (E6), all O_X , $X \in \mathcal{X}$, are in the causal past or elsewhere of I_A .

The proof of observation 5 is given below. Observation 6 follows from $A_O \not\prec X_I$ and the closed laboratory assumption, which imply that $I_A \not\prec O_X$.

From the two observations 5 and 6, it follows that the probability in Eq. (E3) can be obtained by summing over various probabilities which are each independent of i_A according to Eq. (8). Namely, to obtain the probability in Eq. (E3), one sums the probability in Eq. (8) over all \mathcal{Y} , \mathcal{Z} and $\kappa(\mathcal{Y} \cup \mathcal{Z})$ which are such that the constraints (i) and (ii) in Eq. (E6) are indeed satisfied, and marginalises over all $O_X \in \mathcal{Y} \cup \mathcal{Z}$ with $X \notin \mathcal{X}$ (so that precisely the O_X with $X \in \mathcal{X}$ remain). \square

In the following, we prove Observation 5 used above.

Proof of Observation 5. In the constraint (i), $A_O \not\prec X_I$ can equivalently be replaced by $I_A \not\prec X_I$, and $A_O \prec \Lambda_I^{(1)}$ can equivalently be replaced by $I_A \prec \Lambda_I^{(1)}$ due to the closed laboratory assumption. Also, in the constraint (i), we may without loss of generality take all $\Lambda_O^{(i)}$ and $\Lambda_I^{(i+1)}$ with $1 \leq i \leq M-1$ (and $\Lambda_O^{(M)}$) to be in the causal past or elsewhere of I_A . Namely, whenever constraint (i) is violated for some $\Lambda^{(1)}, \dots, \Lambda^{(M)}$, and $I_A \prec \Lambda_I^{(j+1)}$ for some j with $1 \leq j \leq M-1$ (or $I_A \prec \Lambda_O^{(j)}$, which implies $I_A \prec \Lambda_I^{(j+1)}$ by transitivity), the constraint is also violated for $\Lambda^{(j+1)}, \dots, \Lambda^{(M)}$, i.e., we can “skip” $\Lambda^{(1)}, \dots, \Lambda^{(j)}$ (and if $I_A \prec \Lambda_O^{(M)}$, we would have $I_A \prec X_I$ and thus $A_O \prec X_I$ due to the closed laboratory assumption). Therefore, whether $\kappa(\Gamma)$ satisfies the constraint (i) or not is completely determined by what variables are contained in \mathcal{P}_{I_A} and \mathcal{E}_{I_A} , and the causal order on the subset $\mathcal{P}_{I_A} \cup \mathcal{E}_{I_A}$.

Furthermore, if constraint (i) holds, the right-hand side of the constraint (ii) (i.e. the part in the second square bracket) can only be true if all variables X_O , Y_I and $\Lambda_O^{(i)}$, $\Lambda_I^{(i)}$ for $1 \leq i \leq M$ considered there are in the causal past or elsewhere of I_A (otherwise, we would have $A \prec Y$). Therefore, whether this right-hand side is true or not—and thus, whether $\kappa(\Gamma)$ satisfies the constraint (ii) or not—is also completely determined by \mathcal{P}_{I_A} and \mathcal{E}_{I_A} , and the causal order on $\mathcal{P}_{I_A} \cup \mathcal{E}_{I_A}$. \square

For completeness, we recall here a simpler characterisation of causal correlations, which is as follows [6, 8].

Causal correlation (alternative characterisation [6, 8]). For one local experiment (i.e. $\Delta = \{A\}$), any correlation $P(o_A|i_A)$ is causal. For multiple local experiments, a correlation $P(o_A, o_B, o_C, \dots|i_A, i_B, i_C, \dots)$ is causal if and only if it can be decomposed as

$$P(o_A, o_B, o_C, \dots|i_A, i_B, i_C, \dots) = \sum_{X \in \Delta} q_X P_X(o_X|i_X) P_{X, i_X, o_X}(o_{\Delta \setminus \{X\}}|i_{\Delta \setminus \{X\}}), \quad (\text{E7})$$

with $q_X \geq 0$, $\sum_{X \in \Delta} q_X = 1$, where (for each X) $P_X(o_X|i_X)$ is a single-partite (and hence causal) correlation and (for each X, i_X, o_X) $P_{X, i_X, o_X}(o_{\Delta \setminus \{X\}}|i_{\Delta \setminus \{X\}})$ is a causal correlation for the parties in $\Delta \setminus \{X\}$.

This characterisation can be intuitively interpreted as describing an iterative “unravelling” of the local experiments in a sequence, where, with some probability, one local experiment occurs first, then, according to some probability which depends on the setting and outcome of this first local experiment, another local experiment occurs second, and so on [6, 8].

-
- [1] L. Hardy, (2005), [arXiv:gr-qc/0509120](#).
 - [2] O. Oreshkov, F. Costa, and Č. Brukner, *Nat. Commun.* **3**, 1092 (2012), [arXiv:1105.4464 \[quant-ph\]](#).
 - [3] M. Zych, F. Costa, I. Pikovski, and Č. Brukner, *Nat. Commun.* **10**, 3772 (2019), [arXiv:1708.00248 \[quant-ph\]](#).
 - [4] G. Chiribella, G. M. D'Ariano, P. Perinotti, and B. Valiron, *Phys. Rev. A* **88**, 022318 (2013), [arXiv:0912.0195 \[quant-ph\]](#).
 - [5] M. Araújo, C. Branciard, F. Costa, A. Feix, C. Giarmatzi, and Č. Brukner, *New J. Phys.* **17**, 102001 (2015), [arXiv:1506.03776 \[quant-ph\]](#).
 - [6] O. Oreshkov and C. Giarmatzi, *New J. Phys.* **18**, 093020 (2016), [arXiv:1506.05449 \[quant-ph\]](#).
 - [7] C. Branciard, M. Araújo, A. Feix, F. Costa, and Č. Brukner, *New J. Phys.* **18**, 013008 (2016), [arXiv:1508.01704 \[quant-ph\]](#).
 - [8] A. A. Abbott, C. Giarmatzi, F. Costa, and C. Branciard, *Phys. Rev. A* **94**, 032131 (2016), [arXiv:1608.01528 \[quant-ph\]](#).
 - [9] J. Wechs, A. A. Abbott, and C. Branciard, *New J. Phys.* **21**, 013027 (2019), [arXiv:1807.10557 \[quant-ph\]](#).
 - [10] L. M. Procopio, A. Moqanaki, M. Araújo, F. Costa, I. Alonso Calafell, E. G. Dowd, D. R. Hamel, L. A. Rozema, Č. Brukner, and P. Walther, *Nat. Commun.* **6**, 7913 (2015), [arXiv:1412.4006 \[quant-ph\]](#).
 - [11] G. Rubino, L. A. Rozema, A. Feix, M. Araújo, J. M. Zeuner, L. M. Procopio, Č. Brukner, and P. Walther, *Sci. Adv.* **3**, e1602589 (2017), [arXiv:1608.01683 \[quant-ph\]](#).
 - [12] G. Rubino, L. A. Rozema, F. Massa, M. Araújo, M. Zych, Č. Brukner, and P. Walther, *Quantum* **6**, 621 (2022), [arXiv:1712.06884 \[quant-ph\]](#).
 - [13] K. Goswami, C. Giarmatzi, M. Kewming, F. Costa, C. Branciard, J. Romero, and A. G. White, *Phys. Rev. Lett.* **121**, 090503 (2018), [arXiv:1803.04302 \[quant-ph\]](#).
 - [14] K. Goswami, Y. Cao, G. A. Paz-Silva, J. Romero, and A. G. White, *Phys. Rev. Research* **2**, 033292 (2020), [arXiv:1807.07383 \[quant-ph\]](#).
 - [15] K. Wei, N. Tischler, S. Zhao, Y. Li, J. M. Arrazola, Y. Liu, W. Zhang, H. Li, L. You, Z. Wang, Y. Chen, B. C. Sanders, Q. Zhang, G. J. Pryde, F. Xu, and J. Pan, *Phys. Rev. Lett.* **122**, 120504 (2019), [arXiv:1810.10238 \[quant-ph\]](#).
 - [16] Y. Guo, X.-M. Hu, Z.-B. Hou, H. Cao, J.-M. Cui, B.-H. Liu, Y.-F. Huang, C.-F. Li, G.-C. Guo, and G. Chiribella, *Phys. Rev. Lett.* **124**, 030502 (2020), [arXiv:1811.07526 \[quant-ph\]](#).
 - [17] M. M. Taddei, J. Cariñe, D. Martínez, T. García, N. Guerrero, A. A. Abbott, M. Araújo, C. Branciard, E. S. Gómez, S. P. Walborn, L. Aolita, and G. Lima, *PRX Quantum* **2**, 010320 (2021), [arXiv:2002.07817 \[quant-ph\]](#).
 - [18] J.-P. W. MacLean, K. Ried, R. W. Spekkens, and K. J. Resch, *Nat. Commun.* **8**, 15149 (2017), [arXiv:1606.04523 \[quant-ph\]](#).
 - [19] O. Oreshkov, *Quantum* **3**, 206 (2019), [arXiv:1801.07594 \[quant-ph\]](#).
 - [20] T. Purves and A. J. Short, *Phys. Rev. Lett.* **127**, 110402 (2021), [arXiv:2101.09107 \[quant-ph\]](#).
 - [21] G. Chiribella, G. M. D'Ariano, and P. Perinotti, *Phys. Rev. Lett.* **101**, 060401 (2008), [arXiv:0712.1325 \[quant-ph\]](#).
 - [22] G. Chiribella, G. M. D'Ariano, and P. Perinotti, *Phys. Rev. A* **80**, 022339 (2009), [arXiv:0904.4483 \[quant-ph\]](#).
 - [23] M. Araújo, A. Feix, M. Navascués, and Č. Brukner, *Quantum* **1**, 10 (2017), [arXiv:1611.08535 \[quant-ph\]](#).
 - [24] G. Gutoski and J. Watrous, in *Proceedings of 39th ACM STOC* (2006) pp. 565–574, [arXiv:quant-ph/0611234](#).
 - [25] Ä. Baumeler, A. Feix, and S. Wolf, *Phys. Rev. A* **90**, 042106 (2014), [arXiv:1403.7333 \[quant-ph\]](#).
 - [26] Ä. Baumeler and S. Wolf, *New J. Phys.* **18**, 013036 (2016), [arXiv:1507.01714 \[quant-ph\]](#).
 - [27] J. Wechs, H. Dourdent, A. A. Abbott, and C. Branciard, *PRX Quantum* **2**, 030335 (2021), [arXiv:2101.08796 \[quant-ph\]](#).
 - [28] P. Zanardi, D. A. Lidar, and S. Lloyd, *Phys. Rev. Lett.* **92**, 060402 (2004), [arXiv:quant-ph/0308043](#).
 - [29] L. Hardy, <http://pirsa.org/09060015/> (2009).
 - [30] G. Chiribella, G. M. D'Ariano, and P. Perinotti, *Phys. Rev. A* **81**, 062348 (2010), [arXiv:0908.1583 \[quant-ph\]](#).
 - [31] J. Barrett, R. Lorenz, and O. Oreshkov, *Nat. Commun.* **12**, 885 (2021), [arXiv:2002.12157 \[quant-ph\]](#).
 - [32] W. Yokojima, M. T. Quintino, A. Soeda, and M. Murao, *Quantum* **5**, 441 (2021), [arXiv:2003.05682 \[quant-ph\]](#).
 - [33] Ä. Baumeler, PhD Thesis, Università della Svizzera italiana (2017).
 - [34] M. Araújo, P. A. Guérin, and Ä. Baumeler, *Phys. Rev. A* **96**, 052315 (2017), [arXiv:1706.09854 \[quant-ph\]](#).
 - [35] P. A. Guérin and Č. Brukner, *New J. Phys.* **20**, 103031 (2018), [arXiv:1805.12429 \[quant-ph\]](#).
 - [36] V. Baumann, M. Krumm, P. A. Guérin, and Č. Brukner, *Phys. Rev. Research* **4**, 013180 (2022), [arXiv:2105.02304 \[quant-ph\]](#).
 - [37] A. S. Eddington, *The nature of the physical world*, (Cambridge University Press, 1928).
 - [38] M.-D. Choi, *Linear Algebra Appl.* **10**, 285 (1975).
 - [39] G. Chiribella, G. M. D'Ariano, and P. Perinotti, *EPL* **83**, 30004 (2008), [arXiv:0804.0180 \[quant-ph\]](#).