

S²NN: Time Step Reduction of Spiking Surrogate Gradients for Training Energy Efficient Single-Step Neural Networks

Kazuma Suetake^a, Shin-ichi Ikegawa^b, Ryuji Saiin^a, Yoshihide Sawada^{b,*}

^a*AISIN SOFTWARE, Aichi, Japan*

^b*Tokyo Research Center, AISIN, Tokyo, Japan*

Abstract

As the scales of neural networks increase, techniques that enable them to run with low computational cost and energy efficiency are required. From such demands, various efficient neural network paradigms, such as spiking neural networks (SNNs) or binary neural networks (BNNs), have been proposed. However, they have sticky drawbacks, such as degraded inference accuracy and latency. To solve these problems, we propose a single-step neural network (S²NN), an energy-efficient neural network with low computational cost and high precision. The proposed S²NN processes the information between hidden layers by spikes as SNNs. Nevertheless, it has no temporal dimension so that there is no latency within training and inference phases as BNNs. Thus, the proposed S²NN has a lower computational cost than SNNs that require time-series processing. However, S²NN cannot adopt naïve backpropagation algorithms due to the non-differentiability nature of spikes. We deduce a suitable neuron model by reducing the surrogate gradient for multi-time step SNNs to a single-time step. We experimentally demonstrated that the obtained neuron model enables S²NN to train more accurately and energy-efficiently than existing neuron models for SNNs and BNNs. We also showed that the proposed S²NN could achieve comparable accuracy to full-precision networks while being highly energy-efficient.

Keywords: Spiking Neural Network, Binary Neural Network, Surrogate Gradient, Energy Efficiency, Single-Time Step.

1. Introduction

As neural networks become much deeper, there is a demand for technology that can drive them with high accuracy using fewer computing resources. Additionally, there is a need for stronger energy-efficient neural networks than ever, as it is essential to reduce CO₂ emissions. One of such solutions is spiking neural networks (SNNs). SNNs are more bio-plausible neural networks designed to run energy efficiently on neuromorphic chips (Akopyan et al., 2015; Davies et al., 2018) or field-programmable gate array

*Corresponding author

Email address: yoshihide.sawada@aisin.co.jp (Yoshihide Sawada)

(FPGA) (Maguire et al., 2007; Misra & Saha, 2010). Other solutions include binary neural networks (BNNs) that binarize parameters without significantly changing the network architecture. However, they have some disadvantages (*e.g.*, computational efficiency and inference accuracy) compared to standard artificial neural networks (ANNs). *Our goal is to develop a neural network with low computational cost, energy efficiency, and high precision.*

SNNs propagate the information as a spike (*i.e.*, $\{0, 1\}$), with the weights remaining real-valued. Due to this concept, SNNs can replace the multiply-accumulate (MAC) operations with additive operations and are suitable for asynchronous processing. However, SNNs are designed for the time-series processing of spikes ($\{0, 1\}^T$, where T is the number of time steps). This design makes the inference and training time longer than that of ANNs.

Unlike SNNs, BNNs propagate the information as a binary (*i.e.*, $\{\pm 1\}$) by binarizing weights and inputs/outputs of each layer. Additionally, algorithms that excel at binary calculations (*e.g.*, xnor or popcount) improve computational efficiency. Meanwhile, these binarization techniques reduce the inference accuracy.

Although SNNs and BNNs have different properties, they use similar neuron models that are difficult to train. Their neurons are non-differential and cannot use backpropagation directly because they use binary or spike information. Therefore, several surrogate gradients have been proposed to overcome this limitation. A surrogate gradient is an approach where backpropagation is made possible by approximating the gradient of the activation function. In particular, SNNs use more complex temporal-dependent nonlinear spiking neuron models; thus, highly technical surrogate gradients have been proposed. However, several previous studies have conducted various experiments for static tasks that do not require time-series processing (Zheng et al., 2021; Zhang & Li, 2020; Chowdhury et al., 2021). This unnecessarily complicated procedures lead to high computational cost.

In this study, we consider *SNNs with a limit of time steps* $\rightarrow 1$ to obtain a neural network for static tasks that excels in computational and energy efficiencies and accuracy. This limiting trick eliminates the need for multi-step training/inference of typical SNNs and significantly reduces the computational cost. Furthermore, we show that limiting time steps $\rightarrow 1$ for a spiking neuron model returns it to a step activation function (Heaviside function). Therefore, we can obtain the neural networks of roughly the same inference cost as BNNs. The difference is that our model’s weights maintain real-valued. Although our model cannot use binary calculations, it is still computationally efficient because of replacing MAC operations with additive operations. It is also promising in terms of energy efficiency and inference accuracy (Table 1).

With SNNs as the starting point of our idea, its most crucial aspect is found in the surrogate gradient. Our surrogate gradient, derived from the multi-time step SNN (Zhang & Li, 2020), is different from those commonly used in BNNs (Fig. 1). We experimentally show that our surrogate gradient achieves higher accuracy and lower spike firing rate than those used in BNNs. Incidentally, since our model can merge the trained parameters of the batch normalization (BN) layer to the threshold of the activation function, we can avoid the computational cost of the BN layer during inference even when using the PreActResNet, which cannot eliminate the BN layer with typical SNNs and BNNs. The detail is discussed in § 4.

Table 1: Comparison overview of the proposed S^2NN with existing BNNs and SNNs. Our model is superior to these models in terms of computational and energy efficiencies and accuracy.

	BNNs	SNNs	S^2NN
Input/Output	$\{\pm 1\}$	$\{0, 1\}^T$	$\{0, 1\}$
Weights	$\{\pm 1\}$	\mathbf{R}	\mathbf{R}
Computational efficiency	✓	×	✓
Energy efficiency	×	✓	✓
Inference accuracy	×	✓	✓

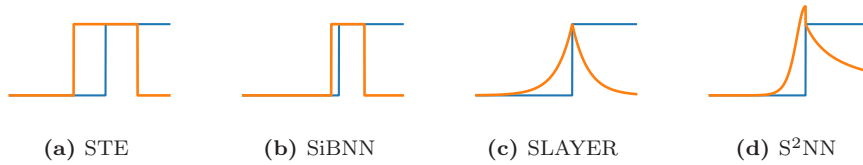


Figure 1: Surrogate gradients for the Heaviside function: The blue line represents forward propagation while the orange line represents backpropagation (surrogate gradient).

Main contribution. We developed a neuron model for SNNs with the time step $\rightarrow 1$. Using the proposed neuron model, we can train the neural networks with high energy efficiency and accuracy close to that of the full-precision network¹ without the cost of multiple-time steps. We call this neuron model a *single-step neuron* and use the term *single-step neural network* (S^2NN) to describe any neural network using this neuron.

Paper organization. In § 2, we summarize the related work and clarify the contribution of this study. In § 3, we introduce neuron models used by SNNs and provide a detailed explanation of how to achieve a limit of time steps $\rightarrow 1$. In § 4, we present an example of S^2NN using the single-step neuron. Finally, in § 5, we demonstrate the practicality of the proposed model through three different static image classification tasks.

2. Related Work

2.1. First Generation’s Neural Networks

Neural networks can be classified into three generations (Maass, 1997; Wang et al., 2020b). The first-generation models use McCulloch–Pitts neurons (McCulloch & Pitts, 1943) whose outputs are the binary $\{0, 1\}$ by thresholding. The second-generation models use the differentiable activation function and output the real-valued. The third-generation models are SNNs that use biologically plausible spiking neurons. Inputs and outputs of the spiking neurons are $\{0, 1\}$. They can retain information on time-series spike trains. However, we consider SNNs with a limit of time steps $\rightarrow 1$. In this case, the spiking neuron becomes the step activation function, and the function for time-series

¹The full-precision network means the ANN counterpart of the referred network.

information vanishes (see § 3). Therefore, the derived neuron becomes the same as the first-generation neurons. The difference is the surrogate gradient. Our contribution can also be viewed as deepening the first generation model by the surrogate gradient derived naturally from the multi-time step SNN (Zhang & Li, 2020). Deep belief networks (Hinton et al., 2006) and deep Boltzmann machines (Salakhutdinov & Hinton, 2009) also use the $\{0, 1\}$ information in the hidden layers. However, unlike our deterministic model, they are the generative models by the probabilistic activation function. Meanwhile, they are out of scope since the concepts are significantly different.

2.2. Binary Neural Networks

Typical ANNs that represent weights and inputs/outputs of each layer by real-valued have to compute many MAC operations. However, BNNs binarize weights and inputs/outputs and replace MAC operations with more efficient xnor/popcount operations to reduce the computational cost (Rastegari et al., 2016; Wang et al., 2020a). Such low computational cost techniques can also be applied to SNNs (Lu & Sengupta, 2020; Kheradpisheh et al., 2021; Roy et al., 2019). However, our proposed method treats the weights as real-valued, as in ordinary SNNs, from the viewpoint of accuracy.

In BNNs, each layer outputs ± 1 by the non-differential step functions (a Heaviside function where the firing threshold is zero), and straight-through estimators (STEs) (Bengio et al., 2013; Yin et al., 2019; Shekhovtsov & Yanush, 2021) are widely used as surrogate gradients (Hubara et al., 2016; Rastegari et al., 2016; Severa et al., 2019) (see Fig. 1a). Generally, STE defines the gradient of a step function as one if an input is in $[-1, 1]$ or zero otherwise. Wang et al. (2020a) reported that making them as adaptive and binarizing like SNNs (*i.e.*, $\{0, 1\}$) improves the inference accuracy and sparseness² (see Fig. 1b). Various STEs have been proposed (Yuan & Agaian, 2021), and it is possible to replace them with the surrogate gradient of single-step neurons. However, our experiments demonstrate that the surrogate gradient derived from the multi-time step SNN (Zhang & Li, 2020) is more effective overall inference accuracy and energy efficiency.

2.3. Spiking Neural Networks

Since inactive neurons do not contribute to subsequent operations, we can reduce the computational cost and power consumption by only using activated ones. SNNs realize them by setting the inputs/outputs of each layer to $\{0, 1\}$. However, SNNs are more difficult to train than ANNs and BNNs because they have time-series states in addition to a non-differentiable spike function. Among several training approaches, some methods assign a symmetric surrogate gradient to all spike times (Zenke & Ganguli, 2018; Shrestha & Orchard, 2018; Neftci et al., 2019) (*e.g.*, see Fig. 1c). These methods reduce the accuracy since it is too simple and does not consider the spike timing. To solve this problem, Zhang & Li (2020) proposed assigning an imbalanced surrogate gradient based on the spike timing. They improved the inference accuracy and significantly reduced the number of required time steps using this method. Since this method can achieve fewer time steps, we assume that the multi-time step surrogate gradient is suitable for limiting time step $\rightarrow 1$. The derived surrogate gradient is shown in Fig. 1d.

²Sparseness, as used here, refers to the percentage of inactive neurons, with higher values being more desirable.

In addition to the surrogate gradients, there is another approach for training SNNs. This approach reuses the trained ANN's parameters while converting the activation function for the spike function (Ding et al., 2021; Diehl et al., 2015; Neil et al., 2016; Li et al., 2021a). However, since the accuracy of this method tends to be proportional to the number of time steps, it is not easy to obtain high accuracy when the number of time steps is small (especially when the time step = 1). Meanwhile, Chowdhury et al. (2021) proposed realizing the single-time step SNN by iteratively reducing the number of time steps after the conversion. Using this method, the trained model becomes the same as our trained one. However, our approach does not require the trained ANN and iterative time step reduction. Thus, we can avoid their iteration and the deterioration of accuracy caused by the conversion.

3. Single-Step Neuron

Based on the spiking neuron model widely used in SNNs, we take the time step $\rightarrow 1$ limit and establish a new neuron model, *i.e.*, a *single-step neuron*. For a feed-forward neuron model, it is the same as the step activation function widely used in the history of neural networks. We demonstrate that this neuron model possesses a nontrivial backward mechanism, *i.e.*, surrogate gradient.

3.1. Forward Pass for Base Spiking Neuron Model

We adopt the leaky integrate-and-fire (LIF) neurons to construct SNNs. LIF neurons for continuous or discrete time systems can be modeled as follows. First, let denote $t \in \mathbf{R}$ as the continuous time, $l \in \mathbf{Z}_{\geq 0}$ as the layer, and d_l as the number of units in l -th layer. Then, the time response of the membrane potential $\mathbf{u}^{(l)}(t) \in \mathbf{R}^{d_l}$ and the postsynaptic current $\mathbf{a}^{(l)}(t) \in \mathbf{R}^{d_l}$ are modeled using the following equations:

$$\tau_m \frac{d\mathbf{u}^{(l)}(t)}{dt} = -\mathbf{u}^{(l)}(t) + \mathbf{W}^{(l)} \mathbf{a}^{(l-1)}(t) + \boldsymbol{\eta}^{(l)}(t), \quad (1)$$

$$\tau_s \frac{d\mathbf{a}^{(l)}(t)}{dt} = -\mathbf{a}^{(l)}(t) + \mathbf{s}^{(l)}(t), \quad (2)$$

where $\mathbf{W}^{(l)} \in \mathbf{R}^{d_l \times d_{l-1}}$ is the strength of synapse connections (weight matrix) and $\tau_m, \tau_s > 0$ are the time constant of the membrane and postsynaptic, respectively. Furthermore, $\mathbf{s}^{(l)}(t) \in \{0, 1\}^{d_l}$ denotes a spike train, which is expressed by the Heaviside function H as

$$s_i^{(l)}(t) = H(u_i^{(l)}(t) - u_{\text{th}}) = \begin{cases} 1 & (u_i^{(l)}(t) \geq u_{\text{th}}) \\ 0 & (u_i^{(l)}(t) < u_{\text{th}}) \end{cases}, \quad (3)$$

where $u_{\text{th}} \in \mathbf{R}$ is the firing threshold. Therefore, $s_i^{(l)}(t) = 1$ means that the i -th neuron in the l -th layer fires at time t . $\boldsymbol{\eta}$ in Eq. 1 denotes the reset mechanism, which changes a membrane potential $u_i^{(l)}$ to the resetting membrane potential $u_{\text{reset}} = 0$ when its corresponding neuron fires. However, $\boldsymbol{\eta}$ may also model the refractory period, in which a membrane potential of a fired neuron cannot be changed. Since we consider the case of the

time step $\rightarrow 1$, we ignore the membrane potential responses after firing its corresponding neuron; thus, the reset mechanism and refractory period will not be discussed.

The synapse model equation in Eq. 2 can be expressed using the spike response kernel ε as

$$\mathbf{a}^{(l)}(t) = \varepsilon * \mathbf{s}^{(l)}(t). \quad (4)$$

Here, we use the single exponential model as ε :

$$\varepsilon(t) = \frac{1}{\tau_s} \exp\left(-\frac{t}{\tau_s}\right). \quad (5)$$

A spike train $s_i^{(l)}$ can be detected by firing times \bar{t} that satisfy $s_i^{(l)}(\bar{t}) = 1$ as

$$s_i^{(l)} \sim \left\{ \bar{t}_{i_1}^{(l)}, \dots, \bar{t}_{i_n}^{(l)} \right\}. \quad (6)$$

Here, each \bar{t} is locally differentiable with respect to $u_i^{(l)}$ (Bohte et al., 2002):

$$\bar{t}^{(l)} = \bar{t}^{(l)}(u_i^{(l)}), \quad (7)$$

$$\frac{\partial \bar{t}^{(l)}}{\partial u_i^{(l)}}(u_i^{(l)}) = -\frac{1}{du_i^{(l)}/dt}. \quad (8)$$

Next, we apply the forward Euler method to the neuron model for continuous time system in Eqs. 1 and 2. Then, we can obtain the neuron model for discrete time system as

$$\mathbf{u}^{(l)}[t] = \left(1 - \frac{1}{\tau_m}\right) \mathbf{u}^{(l)}[t - \Delta t] + \mathbf{W}^{(l)} \mathbf{a}^{(l-1)}[t] + \boldsymbol{\eta}^{(l)}[t], \quad (9)$$

$$\mathbf{a}^{(l)}[t] = \left(1 - \frac{1}{\tau_s}\right) \mathbf{a}^{(l)}[t - \Delta t] + \mathbf{s}^{(l)}[t], \quad (10)$$

where $\Delta t > 0$ is the finite time period and some variables have been redefined, such as $\tau_*/\Delta t \rightarrow \tau_*$, $\mathbf{W}/\Delta t \rightarrow \mathbf{W}$. Similarly, a spike train is defined as continuous system in Eq. 3:

$$s_i^{(l)}[t] = H(u_i^{(l)}[t] - u_{\text{th}}) = \begin{cases} 1 & u_i^{(l)}[t] \geq u_{\text{th}} \\ 0 & u_i^{(l)}[t] < u_{\text{th}} \end{cases}. \quad (11)$$

3.2. Backward Pass for Base Spiking Neuron Model

We can process various parts of the backpropagation of SNNs in the same way as the backpropagation through time used in recurrent neural networks (Werbos, 1990). However, the postsynaptic current $\mathbf{a}^{(l)}$ follows the spike firing $\mathbf{s}^{(l)}$ so that it is not differentiable in SNNs. Thus, we need to establish some model for $\partial \mathbf{a}^{(l)}[t_k]/\partial \mathbf{u}^{(l)}[t_m]$ ($t_k = k\Delta t$, $k \in \mathbf{Z}_{\geq 0}$, $k \geq m$), i.e., some surrogate gradient.

To be practical about this argument, we analyze the surrogate gradient called *temporal spike sequence learning via backpropagation* (TSSL-BP) which can train SNNs in a few time steps (Zhang & Li, 2020):

$$\frac{\partial a_i^{(l)}[t_k]}{\partial u_i^{(l)}[t_m]} = \phi_i^{(l)}(t_k, t_m) = \phi_i^{(l)\langle 1 \rangle}(t_k, t_m) + \phi_i^{(l)\langle 2 \rangle}(t_k, t_m). \quad (12)$$

The TSSL-BP distinguishes two patterns for the spike propagation: $\phi^{(1)}, \phi^{(2)}$. Both patterns describe the effect of spike firing at t_m on the postsynaptic current $\mathbf{a}^{(l)}[t_k]$ ($k \geq m$). However, $\phi^{(1)}$ only models a direct influence whereas $\phi^{(2)}$ models an indirect influence through the reset mechanism η when the neuron also fire at t_p ($m < p < k$). In this study, we consider the pattern $\phi^{(1)}$ where a single spike firing causes a non-zero value:

$$\phi_i^{(l)\langle 1 \rangle}(t_k, t_m) = \frac{\partial a_i^{(l)}[t_k]}{\partial t_m} \frac{\partial t_m}{\partial u_i^{(l)}[t_m]}. \quad (13)$$

The other formula $\phi^{(2)}$ is always zero until a subsequent spike firing occurs. For further details on $\phi^{(2)}$, refer to the original paper Zhang & Li (2020).

3.3. Derivation of Single-Step Neuron

A single-step neuron can be deduced by eliminating temporal dependence on the LIF neuron model in the neighborhood of time $t = 0$. When we focus on the transition of a single-time step at $t = -\Delta t \rightarrow 0$ in the LIF neuron model, we first assume that the discrete time neuron model (Eqs. 9–11) is in its initial state, $\mathbf{u}^{(l)}[-\Delta t] = \mathbf{0}, \mathbf{a}^{(l)}[-\Delta t] = \mathbf{0}$. Our focus is only on what occurs while a unit of time Δt pass, ignoring everything afterward. This allows us to exclude the reset mechanism η and obtain $\mathbf{u}^{(l)}[0] = \mathbf{W}^{(l)}\mathbf{a}^{(l-1)}[0]$, $\mathbf{a}^{(l)}[0] = \mathbf{s}^{(l)}[0]$. Thus, when $t = 0$, we define the resultant model as the feed-forward single-step neuron model:

$$\mathbf{u}^{(l)} = \mathbf{W}^{(l)}\mathbf{a}^{(l-1)}, \quad (14)$$

$$\mathbf{a}^{(l)} = \mathbf{s}^{(l)}, \quad (15)$$

$$s_i^{(l)} = H(\mathbf{u}_i^{(l)} - u_{\text{th}}) = \begin{cases} 1 & (\mathbf{u}_i^{(l)} \geq u_{\text{th}}) \\ 0 & (\mathbf{u}_i^{(l)} < u_{\text{th}}) \end{cases}. \quad (16)$$

Next, we deduce the surrogate gradient of the single-step neuron. Here we assume TSSL-BP (Eq. 12) as the surrogate gradient for the LIF neuron. By setting $\bar{t}_i^{(l)} = \{0\}$ and substituting Eq. 13 and $\phi_i^{(l)\langle 2 \rangle}(0, 0) = 0$ into Eq. 12, we obtain the following equation:

$$\begin{aligned} \frac{\partial a_i^{(l)}[0]}{\partial u_i^{(l)}[0]} &= \phi_i^{(l)\langle 1 \rangle}(0, 0) + \phi_i^{(l)\langle 2 \rangle}(0, 0) \\ &= \left. \frac{\partial a_i^{(l)}[0]}{\partial \bar{t}} \right|_{\bar{t}=0} \left. \frac{\partial \bar{t}}{\partial u_i^{(l)}[0]} \right|_{\bar{t}=0}. \end{aligned} \quad (17)$$

Here, Eq. 2 and $\bar{t}_i^{(l)} = \{0\}$ give

$$\left. \frac{\partial a_i^{(l)}[0]}{\partial \bar{t}} \right|_{\bar{t}=0} = \frac{d(\varepsilon * s_i^{(l)}[0])}{dt}[0] = -\frac{1}{\tau_s} a_i^{(l)}[0] = -\frac{1}{\tau_s} s_i^{(l)}[0] = -\frac{1}{\tau_s}, \quad (18)$$

and Eqs. 8-9 give

$$\left. \frac{\partial \bar{t}}{\partial u_i^{(l)}[0]} \right|_{\bar{t}=0} = -\frac{1}{du_i^{(l)}/dt|_{t=0}} = -\frac{1}{\sum_j \mathbf{W}_{ij}^{(l)} \mathbf{a}_j^{(l-1)}[0]}. \quad (19)$$

By substituting Eq. 17 into Eq. 14, the surrogate gradient of the single-step neuron at spike firing can be defined by the following equation:

$$\frac{\partial a_i^{(l)}}{\partial u_i^{(l)}}(u_i^{(l)}) = \frac{1}{\tau_s} \frac{1}{u_i^{(l)}} \quad (u_i^{(l)} \geq u_{\text{th}}). \quad (20)$$

However, TSSL-BP (Eq. 12) cannot return a gradient unless spike firings occur and cannot train corresponding neurons. Thus, we employ the warm-up mechanism (Zhang & Li, 2020) that allows us to provide a nontrivial surrogate gradient even when a neuron is not firing and prevent the problem of the dead neuron. The warm-up mechanism gives a neuron which is not firing the derivative of the scaled sigmoid function given as follows:

$$\sigma_\alpha(u_i^{(l)}) = \frac{1}{1 + \exp\left(\left(-u_i^{(l)} + u_{\text{th}}\right)/\alpha\right)}, \quad (21)$$

$$\frac{\partial \sigma_\alpha}{\partial u_i^{(l)}}(u_i^{(l)}) = \frac{1}{\alpha} \sigma_\alpha(u_i^{(l)}) \left(1 - \sigma_\alpha(u_i^{(l)})\right), \quad (22)$$

where σ_α is the scaled sigmoid function and $\alpha > 0$ is its hyperparameter.

Therefore, the surrogate gradient of a single-step neuron is defined as follows:

$$\frac{\partial a_i^{(l)}}{\partial u_i^{(l)}}(u_i^{(l)}) = \begin{cases} \frac{1}{\tau_s} \frac{1}{u_i^{(l)}} & (u_i^{(l)} \geq u_{\text{th}}) \\ \frac{1}{\alpha} \sigma_\alpha(u_i^{(l)}) (1 - \sigma_\alpha(u_i^{(l)})) & (u_i^{(l)} < u_{\text{th}}) \end{cases}. \quad (23)$$

This surrogate gradient is presented in Fig. 2. In this paper, the threshold u_{th} is set to 1.0; τ_s is also set to 1.0 so that the value of the surrogate gradient at $u = u_{\text{th}}$ becomes the same as that for STE (Bengio et al., 2013).

Note that the choice for the warm-up function is unsettled and there are other candidates such as the derivative of the fast sigmoid in Eq. 24 (Zenke & Ganguli, 2018) and the exponentially decaying function in Eq. 25 (Shrestha & Orchard, 2018):

$$\frac{\partial a_i^{(l)}}{\partial u_i^{(l)}}(u_i^{(l)}) = \left(1 + \beta_0 |u_i^{(l)} - u_{\text{th}}|\right)^{-2} \quad (\beta_0 > 0), \quad (24)$$

$$\frac{\partial a_i^{(l)}}{\partial u_i^{(l)}}(u_i^{(l)}) = \alpha_1 \exp\left(-\beta_1 |u_i^{(l)} - u_{\text{th}}|\right) \quad (\alpha_1, \beta_1 > 0). \quad (25)$$

These examples were employed as the surrogate gradient that is symmetric about the firing threshold, not the warm-up mechanism.

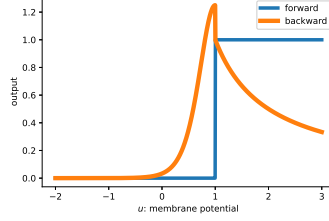


Figure 2: Single-Step Neuron: The blue line represents forward propagation, whereas the orange line represents backpropagation (surrogate gradient). Parameters in Eq. 23 are chosen as $u_{\text{th}} = 1.0$, $\tau_s = 1.0$ and $\alpha = 0.2$.

4. Single-Step Neural Networks

Using the single-step neuron obtained in the previous section, we propose an S²NN that accurately classifies static images with a low computational cost. The proposed network is built upon a pre-activation ResNet (PreActResNet) (He et al., 2016), *i.e.*, a stack of pre-activation type residual modules (See Fig. 3). In this section, we explain how to handle the encoding of the static images, loss function, and BN layers. Note that the postsynaptic current with the surrogate gradient for the single-step neuron in Eqs. 15 and 23 is called activation function below.

4.1. Encoding

Usually, SNNs encode input data as spike trains (Shrestha & Orchard, 2018), whereas BNNs encode them as binary (Hubara et al., 2016). In this paper, we feed the static image $\mathbf{a}^{(l=0)} \in \mathbf{R}^{d_0}$ to our input layer and convert it to the binary map $\mathbf{s}^{(1)} = H(\mathbf{u}^{(1)} - u_{\text{th}})$, where $\mathbf{u}^{(1)} = \mathbf{W}^{(1)} \mathbf{a}^{(0)}$. In the context of SNNs, this direct image input is called direct encoding (Shi et al., 2020; Rueckauer et al., 2017; Zheng et al., 2021; Rathi & Roy, 2020; Lu & Sengupta, 2020). The difference to the SNN’s direct encoding is that our encoding outputs the binary map, not the spike train. Note that the following layers take binary maps $\mathbf{s}^{(l \neq 0)}$ as their input data.

4.2. Loss function

Several methods in SNNs usually convert the output data into a spike format through the spiking neuron to calculate the loss function by counting the number of spikes (Shrestha & Orchard, 2018) or measuring their van Rossum distance between the desired and actual spikes (van Rossum, 2001). However, converting the output data into spikes may result in information loss. Instead, we set the output of the S²NN as the logits $\mathbf{y} = \{y_c\}_{c=1}^C \in \mathbf{R}^C$ to compute the softmax-cross entropy (See Fig. 3c) (Gehrig et al., 2020):

$$\text{Loss}(\mathbf{y}, \mathbf{t}) = - \sum_c t_c \log \frac{\exp(y_c)}{\sum_k \exp(y_k)}, \quad (26)$$

where C represents the number of classes, and $\mathbf{t} = \{t_c\}_{c=1}^C \in \{0, 1\}^C$ represents the one-hot encoded label.

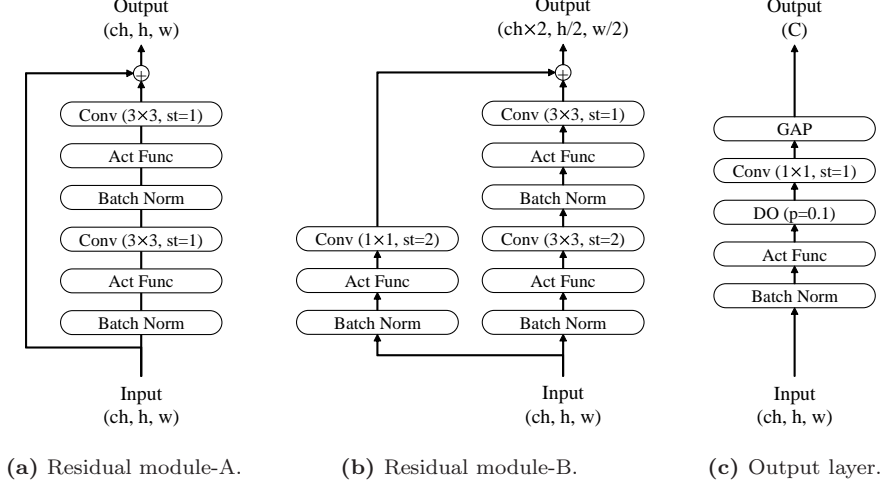


Figure 3: Diagram of each module that constitutes the network: Conv refers to the convolutional layer, Act Func refers to the activation function, Batch Norm refers to BN Layer, GAP refers to the global average pooling, and DO refers to dropout. The convolutional layer is given the kernel and stride size, while the dropout is given a dropout ratio. As input/output, ch refers to channel size; h and w refer to the height and width of the feature map, respectively; C refers to the number of classes.

4.3. Batch Normalization Layer

As adopted in many studies on ANNs, in this paper, the BN layer is also positioned immediately before activation in training phase. However, during inference phase, computational costs for BN layer can be reduced by eliminating the BN layer and re-normalizing the other parameters appropriately. For example, if a linear operation, such as the convolutional layer, is placed immediately before the BN layer, it is well-known that parameters of the BN layer can be merged into that of the linear operation by simple linear algebra (Rueckauer et al., 2017). However, note that this idea cannot be used when handling binarized weights, such as BNNs. Furthermore, it is impossible to eliminate BN layers with linear operations neither immediately before and after them, as is the case with some parts of PreActResNet adopted in this study. However, as an operation specific to the single-step neuron (or step activation function), the BN layer can be removed even when no linear operation is placed immediately before it as follows. By expressing the affine transformation with respect to u as $\bar{u} = \gamma \cdot u + \beta$ ($\gamma > 0, \beta \in R$), it follows that

$$\bar{u} = \gamma \cdot u + \beta \geq u_{th} \iff u \geq u'_{th} = \frac{u_{th} - \beta}{\gamma}. \quad (27)$$

In other words, the BN layer represented as an affine transformation can be completely absorbed into neurons by making the firing threshold for each neuron variable. Note that this idea cannot be applied to SNNs with spiking neurons that have temporal states.

5. Experiment

Based on the image classification task (Fashion-MNIST (Xiao et al., 2017), CIFAR-10, 100 (Krizhevsky, 2009)), we demonstrate that the proposed S²NNs has a low degradation of inference accuracy from the full-precision networks. In particular, the single-step neurons using TSSL-BP (Zhang & Li, 2020) are highly accurate and show the energy efficiency compared to other surrogate gradients. Additionally, they exhibit a superior balance between inference accuracy and latency than existing BNNs and SNNs. We conducted experiments on an NVIDIA GeForce RTX 3090.

5.1. Experimental Setup

The network architecture of the proposed S²NN is a PreActResNet as described in §4, where the pre-activation type residual modules (Fig. 3) are stacked (these are called ResNet18 or ResNet106 based on the number of layers). The full-precision network is the baseline for comparing inference accuracy and energy efficiency. It replaces the above S²NN activation function with the ReLU function. Adam or SGD, whichever yields better inference accuracy, is used as the optimizer in each training instance. Regularization methods such as dropout, label smoothing, random augmentation, and test time augmentation are employed. Refer to Appendix A for information on various hyperparameters and technical details.

5.2. Classification Accuracy

Table 2 summarizes the results of the image classification task for the CIFAR-10 dataset are summarized. The “Method” in Table 2 indicates the activation function employed. The “ReLU” method corresponds to the full-precision network. Meanwhile, the other method corresponds to some network, whose activation function is the Heaviside function with the threshold value u_{th} expressed in Eq. 16 for forward propagation and is each surrogate gradient method for backpropagation. The “S²NN” method denotes the proposed method expressed in Eq. 23. For the methods used for comparison, the “STE-b”/“STE-s” method denotes the STE (Bengio et al., 2013) used as the BNN baseline; the “SiBNN” method denotes the adaptive STE in (Wang et al., 2020a); the “SLAYER” method denotes the exponential decay function (Shrestha & Orchard, 2018) in Eq. 25 used as SNN baseline while being unaware to spike firing. The difference between “STE-b” and “STE-s” is that the range of the Heaviside function of STE-b is not $\{0, 1\}$, but $\{\pm 1\}$. Table 3 presents the threshold values u_{th} for each method. Here, “Accuracy” expresses the mean value (\pm standard deviation) of the test accuracy in five training runs.

The results on ResNet18 indicate that the proposed method and SiBNN are comparable to full-precision networks in terms of test accuracy. Additionally, the results on ResNet106 indicate that the proposed method and SiBNN can be appropriately trained, even in deep networks. In particular, the proposed method shows better scaling than SiBNN. Note that layer scalability has become nontrivial in SNNs (Zheng et al., 2021). As shown in Fig. 4a, we can observe similar results on the layer scalability and the comparison between the proposed method and full-precision network for the Fashion-MNIST and CIFAR-100 datasets.

Table 2: Comparisons with some neuron models on the CIFAR-10 dataset

Architecture	Method	Accuracy [%]	$E_{\text{Full}}/E_{\text{Method}}$
ResNet18	ReLU	94.89 \pm 0.13	1.00
ResNet18	STE-b	89.04 \pm 0.28	12.23
ResNet18	SLAYER	91.06 \pm 0.16	29.26
ResNet18	STE-s	91.60 \pm 0.09	33.73
ResNet18	S²NN (Ours)	93.25\pm0.14	38.96
ResNet18	SiBNN	93.50 \pm 0.20	34.75
ResNet106	ReLU	95.51 \pm 0.12	1.00
ResNet106	SiBNN	93.98 \pm 0.18	38.46
ResNet106	S²NN (Ours)	94.25\pm0.14	149.33

Table 3: Threshold for the Heaviside function for each method

	STE-b	STE-s	SiBNN	SLAYER	S ² NN
u_{th}	0	1	0.3	1	1

5.3. Energy Efficiency

The energy efficiency for each method for a full-precision network is estimated according to Lee et al. (2020); Kim & Panda (2021). The results are presented in the “ $E_{\text{Full}}/E_{\text{Method}}$ ” column of Table 2. This metric shows how much each method reduces the energy consumption compared to a full-precision network with the same architecture when implementing asynchronous processing that performs operations only when a spike fires. The higher the value of $E_{\text{Full}}/E_{\text{Method}}$, the more energy-efficient the method. By definition of the metric, it is highly energy-efficient with a low per-neuron per-data spike firing rate. For details on the calculation formula, refer to Appendix B. The proposed method and SiBNN show high test accuracy (Table 2). The results on ResNet18 of the proposed method and SiBNN demonstrate a similar level of energy efficiency. However, from the results on ResNet106, the energy efficiency of the proposed method is superior to that of SiBNN. Note that, based on Eq. B.3 (Appendix B), the energy consumption

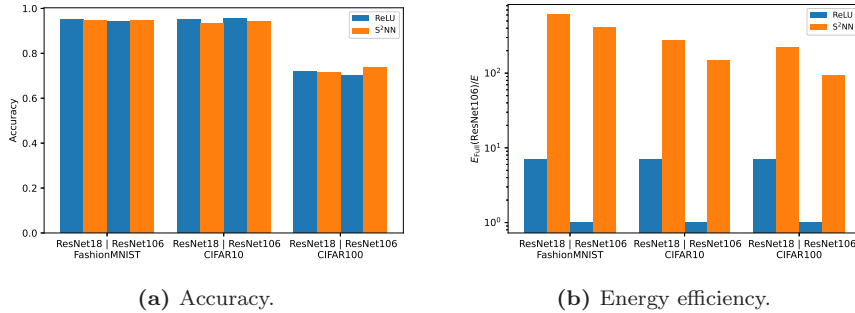
**Figure 4:** (a) Test accuracy on each dataset and layer scale; (b) energy efficiency from the full-precision ResNet106 in logarithmic scale by considering the energy efficiency ratio between ResNet106 and ResNet18

Table 4: Classification benchmarks for CIFAR-10

	Paradigm	Architecture	Time Steps	Accuracy [%]
Chen et al. (2021)	BinaryNN	ReActNet18	1	92.08 (92.31)
Xu & Cheung (2019)	BinaryNN	VGG16-small	1	92.3 (93.6)
Shen et al. (2020)	BinaryNN	ResNet20	1	92.46
Wang et al. (2019)	BinaryNN	VGG-small	1	92.47 (93.2)
Zhang & Li (2020)	SNN	5Convs.2Linears	5	91.41 (90.49)
Yang et al. (2021)	SNN	AlexNet	5	91.76
Rathi et al. (2019)	SNN	ResNet20	250	92.22 (93.15)
Chowdhury et al. (2021)	SNN	VGG16	1	93.05
This work	S^2NN	ResNet18	1	93.25 (94.89)
Deng & Gu (2020)	SNN	ResNet20	128	93.56
Han et al. (2020)	SNN	VGG16	2048	93.63 (93.63)
Yan et al. (2021b)	SNN	VGG*	600	94.16 (94.2)
This work	S^2NN	ResNet106	1	94.25
Li et al. (2021a)	SNN	VGG16	64, 128, 256	95.14, 95.65, 95.79 (95.72)
Li et al. (2021b)	SNN	ResNet20	206	95.16 (95.02)
Li et al. (2021a)	SNN	ResNet20	64, 128, 256	95.30, 95.42, 95.41 (95.46)

Table 5: Classification benchmarks for Fashion-MNIST

	Paradigm	Architecture	Time Steps	Accuracy [%]
Kheradpisheh et al. (2021)	BinarySNN	1Linear	256	87.3
Zhang & Li (2019)	SNN	1Linear.1Recurrent	400	90.13
Cheng et al. (2020)	SNN	2Conv.1Linear	20	91.6
Cheng et al. (2020)	SNN	2Conv.1Linear	20	92.07
Zhang & Li (2020)	SNN	2Convs.1Linear	5	92.83 (91.6)
Fang et al. (2021)	SNN	2Conv.2Linear	8	94.38
This work	S^2NN	ResNet106	1	94.5
This work	S^2NN	ResNet18	1	94.81 (95.03)

of the full-precision ResNet106 is about 6.98 times larger than that of ResNet18. Thus, for the E_{Full}/E_{Method} , a larger value is desired for ResNet106 than ResNet18. Here we can see that the proposed method meets this requirement at a good rate. Furthermore, as shown in Fig. 4b, energy efficiency scales at an acceptable rate when the model scale is increased for the Fashion-MNIST and CIFAR-100 datasets. In contrast to Table 2, the energy efficiency value on the ResNet18 side in Fig. 4b is multiplied by 6.98 as a handicap, considering the energy consumption ratio, according to the model scale. Although the proposed method for ResNet106 is much larger than ResNet18 in terms of model size, it has advantages over full-precision ResNet18 in terms of energy efficiency (Fashion-MNIST: $58.28\times$, CIFAR-10: $23.39\times$, CIFAR-100: $13.16\times$).

5.4. Trade-off Between Accuracy and Latency

Table 4 compares the proposed method and related BNN and SNN methods. The values attached to “Accuracy” in parentheses show the accuracy of the full-precision network described in the original paper, which has been omitted where the values are unclear. “Time Steps” is the number of time steps related to a discrete system (See § 3.1). It takes a large value, which requires considerable latency during training and inference phases for typical SNNs. Some SNN methods can have superior accuracy, whereas the latency becomes the bottleneck. On the other hand, various BNN methods do not require multi-time step; thus, they do no latency. However, their binarized weights deteriorate the accuracy. Thus, there is a certain trade-off between inference accuracy and latency when pursuing computational efficiency. Fortunately, the proposed method is superior in this respect because of its aforementioned good balance. It is also energy-efficient. For the Fashion-MNIST and CIFAR-100 datasets, the same comparison is summarized in Tables 5 and 6, where we can observe similar trends.

Table 6: Classification benchmarks for CIFAR-100

	Paradigm	Architecture	Time Steps	Accuracy [%]
Chen et al. (2021)	BinaryNN	ReActNet18	1	68.34 (68.79)
Shen et al. (2020)	BinaryNN	ResNet20	1	69.38
Lu & Sengupta (2020)	BinarySNN	modified VGG15	62	62.07 (64.9)
Rathi et al. (2019)	SNN	VGG11	125	67.87 (71.21)
Chowdhury et al. (2021)	SNN	VGG16	1	70.15
Deng & Gu (2020)	SNN	VGG16	128	70.47
Han et al. (2020)	SNN	VGG16	2048	70.93 (71.22)
This work	S ² NN	ResNet18	1	71.25 (71.78)
Yan et al. (2021b)	SNN	VGG*	200	71.52 (71.84)
Yan et al. (2021b)	SNN	VGG*	300	71.84 (71.84)
This work	S ² NN	ResNet106	1	73.56
Li et al. (2021a)	SNN	ResNet20	32, 64, 128	76.32, 77.29, 77.73 (77.16)
Li et al. (2021b)	SNN	ResNet20	265	78.12 (77.97)

6. Conclusion

In this study, we proposed the SNN with time steps $\rightarrow 1$ that is superior to the multi-time step SNNs in training and inference cost. First, we realized this idea based on TSSL-BP (Zhang & Li, 2020) and derived the novel surrogate gradient function for the single-step neuron. Then, we constructed S²NN using the derived single-step neuron and demonstrated that S²NN could achieve inference accuracy comparable to the full-precision network on static image classification tasks. We also showed that S²NN had a high energy efficiency.

Finally, we provide our limitations and future works. First, the pros and cons for other tasks are unclear since we constructed S²NN only for static image classification tasks. Therefore, extending single-step neurons to the multi-time steps and applying them to time-series tasks may be interesting, although it is outside the scope of this paper and, in a sense, inverted ideas. Second, although the concept of deriving a single-step neuron from existing SNNs may be universal, its implementation in this paper is limited to a specific method (Zhang & Li, 2020). In addition to Zhang & Li (2020), there are other training methods for SNNs that consider spike timing (Shen et al., 2021; Ma et al., 2021; Yan et al., 2021a). Since different training methods have different reduction results, the single-step neurons (including its surrogate gradient) derived from these methods differ from ours. We expect some of these single-step neurons to be free from hyperparameters, such as those inherited from Zhang & Li (2020). In parallel with these derivations, we plan to train hyperparameters of S²NN derived from Zhang & Li (2020) as learnable parameters (Wang et al., 2020a). Although there is still room for further studies, we believe that our idea will become one of the essential tools for realizing environmentally friendly machines.

References

- Akopyan, F., Sawada, J., Cassidy, A., Alvarez-Icaza, R., Arthur, J., Merolla, P., Imam, N., Nakamura, Y., Datta, P., Nam, G.-J. et al. (2015). TrueNorth: Design and tool flow of a 65 mW 1 million neuron programmable neurosynaptic chip. *IEEE Transactions on Computer-Aided Design of Integrated Circuits and Systems*, 34, 1537–1557.
- Bengio, Y., Léonard, N., & Courville, A. (2013). Estimating or propagating gradients through stochastic neurons for conditional computation. [arXiv:1308.3432](https://arxiv.org/abs/1308.3432).
- Bohte, S. M., Kok, J. N., & La Poutre, H. (2002). Error-backpropagation in temporally encoded networks of spiking neurons. *Neurocomputing*, 48, 17–37.
- Chen, T., Zhang, Z., Ouyang, X., Liu, Z., Shen, Z., & Wang, Z. (2021). “BNN-BN=?”: Training binary neural networks without batch normalization. In *Proceedings of the IEEE/CVF Conference on Computer Vision and Pattern Recognition* (pp. 4619–4629).

- Cheng, X., Hao, Y., Xu, J., & Xu, B. (2020). LISNN: Improving spiking neural networks with lateral interactions for robust object recognition. In C. Bessiere (Ed.), *Proceedings of the Twenty-Ninth International Joint Conference on Artificial Intelligence, IJCAI-20* (pp. 1519–1525).
- Chowdhury, S. S., Rath, N., & Roy, K. (2021). One timestep is all you need: Training spiking neural networks with ultra low latency. [arXiv:2110.05929](#).
- Cubuk, E. D., Zoph, B., Shlens, J., & Le, Q. V. (2020). Randaugment: Practical automated data augmentation with a reduced search space. In *Proceedings of the IEEE/CVF Conference on Computer Vision and Pattern Recognition Workshops* (pp. 702–703).
- Davies, M., Srinivasa, N., Lin, T.-H., Chinya, G., Cao, Y., Choday, S. H., Dimou, G., Joshi, P., Imam, N., Jain, S. et al. (2018). Loihi: A neuromorphic manycore processor with on-chip learning. *IEEE Micro*, 38, 82–99.
- Deng, S., & Gu, S. (2020). Optimal conversion of conventional artificial neural networks to spiking neural networks. In *International Conference on Learning Representations*.
- Diehl, P. U., Neil, D., Binas, J., Cook, M., Liu, S.-C., & Pfeiffer, M. (2015). Fast-classifying, high-accuracy spiking deep networks through weight and threshold balancing. In *2015 International joint conference on neural networks (IJCNN)* (pp. 1–8).
- Ding, J., Yu, Z., Tian, Y., & Huang, T. (2021). Optimal ANN-SNN conversion for fast and accurate inference in deep spiking neural networks. [arXiv:2105.11654](#).
- Fang, W., Yu, Z., Chen, Y., Masquelier, T., Huang, T., & Tian, Y. (2021). Incorporating learnable membrane time constant to enhance learning of spiking neural networks. In *Proceedings of the IEEE/CVF International Conference on Computer Vision* (pp. 2661–2671).
- Gehrig, M., Shrestha, S. B., Mouritzen, D., & Scaramuzza, D. (2020). Event-based angular velocity regression with spiking networks. In *2020 IEEE International Conference on Robotics and Automation (ICRA)* (pp. 4195–4202).
- Han, B., Srinivasan, G., & Roy, K. (2020). RMP-SNN: Residual membrane potential neuron for enabling deeper high-accuracy and low-latency spiking neural network. In *Proceedings of the IEEE/CVF Conference on Computer Vision and Pattern Recognition* (pp. 13558–13567).
- He, K., Zhang, X., Ren, S., & Sun, J. (2016). Identity mappings in deep residual networks. In *European Conference on Computer Vision* (pp. 630–645).
- Hinton, G. E., Osindero, S., & Teh, Y.-W. (2006). A fast learning algorithm for deep belief nets. *Neural Computation*, 18, 1527–1554.
- Horowitz, M. (2014). 1.1 computing’s energy problem (and what we can do about it). In *2014 IEEE International Solid-State Circuits Conference Digest of Technical Papers (ISSCC)* (pp. 10–14).
- Hubara, I., Courbariaux, M., Soudry, D., El-Yaniv, R., & Bengio, Y. (2016). Binarized neural networks. *Advances in Neural Information Processing Systems*, 29.
- Kheradpisheh, S. R., Mirsadeghi, M., & Masquelier, T. (2021). BS4NN: Binarized spiking neural networks with temporal coding and learning. *Neural Processing Letters*, 53, 1–19.
- Kim, Y., & Panda, P. (2021). Revisiting batch normalization for training low-latency deep spiking neural networks from scratch. *Frontiers in Neuroscience*, 15.
- Krizhevsky, A. (2009). *Learning multiple layers of features from tiny images*. Technical Report.
- Krizhevsky, A., Sutskever, I., & Hinton, G. E. (2012). ImageNet classification with deep convolutional neural networks. *Advances in Neural Information Processing Systems*, 25, 1097–1105.
- Lee, C., Sarwar, S. S., Panda, P., Srinivasan, G., & Roy, K. (2020). Enabling spike-based backpropagation for training deep neural network architectures. *Frontiers in Neuroscience*, 14, 119.
- Li, Y., Deng, S., Dong, X., Gong, R., & Gu, S. (2021a). A free lunch from ANN: Towards efficient, accurate spiking neural networks calibration. In M. Meila, & T. Zhang (Eds.), *Proceedings of the 38th International Conference on Machine Learning* (pp. 6316–6325). PMLR volume 139 of *Proceedings of Machine Learning Research*.
- Li, Y., Zeng, Y., & Zhao, D. (2021b). BSNN: Towards faster and better conversion of artificial neural networks to spiking neural networks with bistable neurons. [arXiv:2105.12917](#).
- Loshchilov, I., & Hutter, F. (2017). SGDR: Stochastic gradient descent with warm restarts. [arXiv:1608.03983](#).
- Lu, S., & Sengupta, A. (2020). Exploring the connection between binary and spiking neural networks. *Frontiers in Neuroscience*, 14, 535.
- Ma, C., Xu, J., & Yu, Q. (2021). Temporal dependent local learning for deep spiking neural networks. In *2021 International Joint Conference on Neural Networks (IJCNN)* (pp. 1–7).
- Maass, W. (1997). Networks of spiking neurons: The third generation of neural network models. *Neural Networks*, 10, 1659–1671.
- Maguire, L. P., McGinnity, T. M., Glackin, B., Ghani, A., Belatreche, A., & Harkin, J. (2007). Challenges

- for large-scale implementations of spiking neural networks on FPGAs. *Neurocomputing*, 71, 13–29.
- McCulloch, W. S., & Pitts, W. (1943). A logical calculus of the ideas immanent in nervous activity. *The Bulletin of Mathematical Biophysics*, 5, 115–133.
- Misra, J., & Saha, I. (2010). Artificial neural networks in hardware: A survey of two decades of progress. *Neurocomputing*, 74, 239–255.
- Neftci, E. O., Mostafa, H., & Zenke, F. (2019). Surrogate gradient learning in spiking neural networks: Bringing the power of gradient-based optimization to spiking neural networks. *IEEE Signal Processing Magazine*, 36, 51–63.
- Neil, D., Pfeiffer, M., & Liu, S.-C. (2016). Learning to be efficient: Algorithms for training low-latency, low-compute deep spiking neural networks. In *Proceedings of the 31st annual ACM symposium on applied computing* (pp. 293–298).
- Rastegari, M., Ordonez, V., Redmon, J., & Farhadi, A. (2016). XNOR-Net: Imagenet classification using binary convolutional neural networks. In *European Conference on Computer Vision* (pp. 525–542).
- Rathi, N., & Roy, K. (2020). DIET-SNN: Direct input encoding with leakage and threshold optimization in deep spiking neural networks. [arXiv:2008.03658](https://arxiv.org/abs/2008.03658).
- Rathi, N., Srinivasan, G., Panda, P., & Roy, K. (2019). Enabling deep spiking neural networks with hybrid conversion and spike timing dependent backpropagation. In *International Conference on Learning Representations*.
- van Rossum, M. C. (2001). A novel spike distance. *Neural Computation*, 13, 751–763.
- Roy, D., Chakraborty, I., & Roy, K. (2019). Scaling deep spiking neural networks with binary stochastic activations. In *2019 IEEE International Conference on Cognitive Computing (ICCC)* (pp. 50–58).
- Rueckauer, B., Lungu, I.-A., Hu, Y., Pfeiffer, M., & Liu, S.-C. (2017). Conversion of continuous-valued deep networks to efficient event-driven networks for image classification. *Frontiers in Neuroscience*, 11, 682.
- Salakhutdinov, R., & Hinton, G. (2009). Deep boltzmann machines. In *Proceedings of the Twelfth International Conference on Artificial Intelligence and Statistics* (pp. 448–455).
- Severa, W., Vineyard, C. M., Dellana, R., Verzi, S. J., & Aimone, J. B. (2019). Training deep neural networks for binary communication with the whetstone method. *Nature Machine Intelligence*, 1, 86–94.
- Shekhovtsov, A., & Yanush, V. (2021). Reintroducing straight-through estimators as principled methods for stochastic binary networks. In *DAGM German Conference on Pattern Recognition* (pp. 111–126).
- Shen, G., Zhao, D., & Zeng, Y. (2021). Backpropagation with biologically plausible spatio-temporal adjustment for training deep spiking neural networks. [arXiv:2110.08858](https://arxiv.org/abs/2110.08858).
- Shen, M., Liu, X., Gong, R., & Han, K. (2020). Balanced binary neural networks with gated residual. In *ICASSP 2020-2020 IEEE International Conference on Acoustics, Speech and Signal Processing (ICASSP)* (pp. 4197–4201).
- Shi, Y., Li, H., Zhang, H., Wu, Z., & Ren, S. (2020). Accurate and efficient LIF-nets for 3d detection and recognition. *IEEE Access*, 8, 98562–98571.
- Shrestha, S. B., & Orchard, G. (2018). SLAYER: Spike layer error reassignment in time. In *Proceedings of the 32nd International Conference on Neural Information Processing Systems* (pp. 1419–1428).
- Srivastava, N., Hinton, G., Krizhevsky, A., Sutskever, I., & Salakhutdinov, R. (2014). Dropout: A simple way to prevent neural networks from overfitting. *Journal of Machine Learning Research*, 15, 1929–1958.
- Szegedy, C., Vanhoucke, V., Ioffe, S., Shlens, J., & Wojna, Z. (2016). Rethinking the inception architecture for computer vision. In *Proceedings of the IEEE Conference on Computer Vision and Pattern Recognition (CVPR)* (pp. 2818–2826).
- Wang, P., He, X., Li, G., Zhao, T., & Cheng, J. (2020a). Sparsity-inducing binarized neural networks. In *Proceedings of the AAAI Conference on Artificial Intelligence* (pp. 12192–12199). volume 34.
- Wang, X., Lin, X., & Dang, X. (2020b). Supervised learning in spiking neural networks: A review of algorithms and evaluations. *Neural Networks*, 125, 258–280.
- Wang, Z., Lu, J., Tao, C., Zhou, J., & Tian, Q. (2019). Learning channel-wise interactions for binary convolutional neural networks. In *Proceedings of the IEEE/CVF Conference on Computer Vision and Pattern Recognition* (pp. 568–577).
- Werbos, P. J. (1990). Backpropagation through time: What it does and how to do it. *Proceedings of the IEEE*, 78, 1550–1560.
- Xiao, H., Rasul, K., & Vollgraf, R. (2017). Fashion-MNIST: a novel image dataset for benchmarking machine learning algorithms. [arXiv:1708.07747](https://arxiv.org/abs/1708.07747).
- Xu, Z., & Cheung, R. C. (2019). Accurate and compact convolutional neural networks with trained binarization. In *30th British Machine Vision Conference (BMVC 2019)*.

- Yan, Y., Chu, H., Chen, X., Jin, Y., Huan, Y., Zheng, L., & Zou, Z. (2021a). Graph-based spatio-temporal backpropagation for training spiking neural networks. In *2021 IEEE 3rd International Conference on Artificial Intelligence Circuits and Systems (AICAS)* (pp. 1–4).
- Yan, Z., Zhou, J., & Wong, W.-F. (2021b). Near lossless transfer learning for spiking neural networks. *Proceedings of the AAAI Conference on Artificial Intelligence*, 35, 10577–10584.
- Yang, Y., Zhang, W., & Li, P. (2021). Backpropagated neighborhood aggregation for accurate training of spiking neural networks. In M. Meila, & T. Zhang (Eds.), *Proceedings of the 38th International Conference on Machine Learning* (pp. 11852–11862). volume 139.
- Yin, P., Lyu, J., Zhang, S., Osher, S., Qi, Y., & Xin, J. (2019). Understanding straight-through estimator in training activation quantized neural nets. In *International Conference on Learning Representations*.
- Yuan, C., & Agaian, S. S. (2021). A comprehensive review of binary neural network. [arXiv:2110.06804](https://arxiv.org/abs/2110.06804).
- Zenke, F., & Ganguli, S. (2018). SuperSpike: Supervised learning in multilayer spiking neural networks. *Neural Computation*, 30, 1514–1541.
- Zhang, W., & Li, P. (2019). Spike-train level backpropagation for training deep recurrent spiking neural networks. *Advances in Neural Information Processing Systems*, 32, 7802–7813.
- Zhang, W., & Li, P. (2020). Temporal spike sequence learning via backpropagation for deep spiking neural networks. *Advances in Neural Information Processing Systems*, 33.
- Zheng, H., Wu, Y., Deng, L., Hu, Y., & Li, G. (2021). Going deeper with directly-trained larger spiking neural networks. In *Proceedings of the AAAI Conference on Artificial Intelligence* (pp. 11062–11070). volume 35.

Appendix A. Details of Experimental Setup and Hyperparameters

The following techniques were employed in § 5. We used the label smoothing (Szegedy et al., 2016) to prevent overfitting. Therefore, the loss function, as expressed in Eq. 26, can be improved using the smoothing parameter $\epsilon > 0$ as follows:

$$\text{Loss}(\mathbf{y}, \mathbf{t}) = - \sum_c \left(t_c(1 - \epsilon) + \frac{\epsilon}{C} \right) \log \frac{\exp(y_c)}{\sum_k \exp(y_k)}. \quad (\text{A.1})$$

In addition to the label smoothing, we used the random augmentation (Cubuk et al., 2020) and dropout (Srivastava et al., 2014) for the output layer. We also adopted the test time augmentation (Krizhevsky et al., 2012) to improve the robustness during inference.

The other hyperparameters were as follows: epochs = 200, dropout rate = 0.1, and label smoothing $\epsilon = 0.1$. For ResNet18, a grid search was performed to obtain the optimum result from the following hyperparameters,

optimizer: {SGD, Adam},
learning rate: {0.0005, 0.001, 0.005, 0.01, 0.05},
weight decay: {0.0005, 0.001, 0.005},

where the learning rate was scheduled by the cosine annealing (Loshchilov & Hutter, 2017). For ResNet106, the same hyperparameters as ResNet18 were used. We also used the following hyperparameters for each model: S²NN (Eq. 23): $\tau_s = 1.0$, $\alpha = 0.2$, SLAYER (Eq. 25): $\alpha_1 = 1.0$, $\beta_1 = 1.0$, and SiBNN (the same symbols as in Wang et al. (2020a)): $\rho = 0.3$, $\Delta = 1.0$.

Appendix B. Details of Energy Calculation

The actual values for energy consumption are out of the scope of this study. However, we can estimate the ratio of energy consumption as follows.

First, we define FLOPs(l), the number of floating-point operations in l -th layer as follows:

$$\text{FLOPs}(l) = \begin{cases} k^{(l)2} \times W^{(l)} \times H^{(l)} \times C_{\text{in}}^{(l)} \times C_{\text{out}}^{(l)} & (\text{for Convolutional layer}) \\ C_{\text{in}}^{(l)} \times C_{\text{out}}^{(l)} & (\text{for Linear layer}). \end{cases} \quad (\text{B.1})$$

Here, $C_{\text{in}}^{(l)}$ and $C_{\text{out}}^{(l)}$ are the input and output channel sizes, respectively, $k^{(l)}$ represents the kernel size, and $W^{(l)}$ and $H^{(l)}$ are the width and height of the feature map. We can compute the energy consumption estimations for the full-precision network or each model by multiplying FLOPs(l) and E_{MAC} or E_{AC} , where E_{MAC} or E_{AC} is the energy consumption per MAC operation or additive operation. For $E_{\text{MAC}} = 4.6$ pJ, $E_{\text{AC}} = 0.9$ pJ (45 nm CMOS processor (Horowitz, 2014)), the energy efficiency by binarizing the activation function is $E_{\text{MAC}}/E_{\text{AC}} \sim 5.11$. Furthermore, to estimate the energy efficiency using asynchronous processing assumed in the SNNs field, we can compute the spike firing rate $R_{\text{Method}}(l)$ for each layer:

$$R_{\text{Method}}(l) = \mathbb{E} \left[\frac{\# \text{ spikes of } l\text{-th layer}}{\# \text{ neurons of } l\text{-th layer}} \right]. \quad (\text{B.2})$$

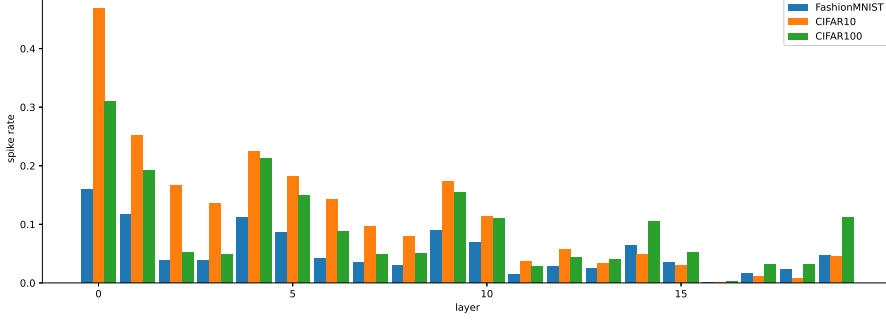


Figure B.5: Example of $R_{\text{Method}}(l)$: Each bar represents $R_{\text{Method}}(l)$ of the proposed method in ResNet18 for each dataset.

Here, spikes represent neurons such that $u_i^{(l)} \geq u_{\text{th}}$. Fig. B.5 shows an example of $R_{\text{Method}}(l)$ of the proposed method. Using them, we can compute the energy consumption for the full-precision network and each method as follows:

$$E_{\text{Full}} = E_{\text{MAC}} \sum_l \text{FLOPs}(l), \quad (\text{B.3})$$

$$E_{\text{Method}} = E_{\text{AC}} \sum_l \text{FLOPs}(l) \times R_{\text{Method}}(l). \quad (\text{B.4})$$