

Income Inequality, Cause and Cure

B.N. Kausik¹

Jan 2022

Abstract

Over the past forty years, real median household income in the US has been essentially flat despite growth in productivity as reflected in real median household GDP. There is growing agreement amongst economists that Artificial Intelligence automation allocates a growing share of job tasks towards capital and away from labor. The rewards of automation accrue to capital, and are reflected in the growth of the stock market with several companies now valued in the trillions. Noting that household income includes both wages and investment income from stocks, we present evidence that while wages are flat across a broad range of income levels and education, stock ownership favors higher income and education levels, resulting in uneven apportionment of the rewards of automation. We propose a deferred investment payroll system where all workers reap the rewards of automation. We analyze how such a policy bridges the gap between productivity and median income on historical data, thereby reducing income inequality.

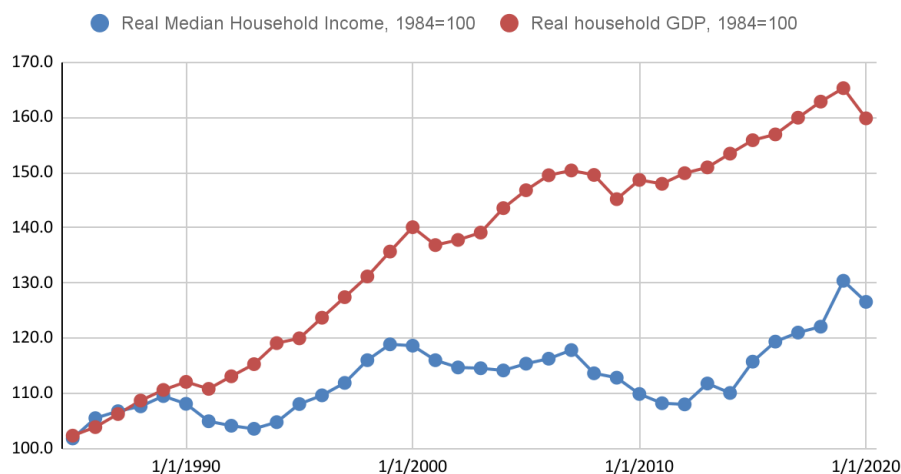
JEL Classification: J31, J33, O33

¹ Conflict disclosure: unaffiliated independent, previously entrepreneur, engineer and academic.
Author's bio: <https://www.linkedin.com/in/bnkausik/> Contact: bnkausik@gmail.com

Introduction

Fig. 1 compares the real median household income and real median GDP per household in the US between 1984 and 2020 as recorded in the Federal Reserve Economic Dataset maintained by the St. Louis Fed. Household GDP grew at a CAGR of 1.2%, while household income grew at 0.6%. In short, productivity grew twice as fast as median income.

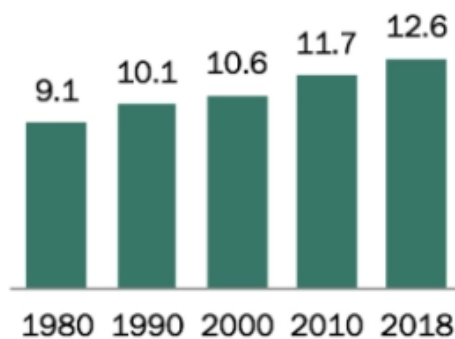
Fig. 1: Household Median Income & GDP



Source: fred.stlouisfed.org

The productivity gains benefited the top income bands, at the cost of the bottom, as shown in Fig. 2 below from Horowitz, Igielnik and Kochar (2020). Specifically, the ratio of the income of the top 10% to the bottom 10% increased from 9.1 in 1980 to 12.6 in 2018.

Fig. 2: US 90/10 income ratio



Source: [pewresearch](https://www.pewresearch.org)

Against the backdrop of growing GDP combined with rising income inequality, economists are broadly agreed on the decline of the labor's share of economic output in industrialized nations, Blanchard (1997), Karabarbounis and Neiman (2013), Piketty (2014) and Dao et al. (2017). Some of the decline is due to the movement of work offshore, Elsby, Hobijn, and Sahin (2013). However, Autor et al. (2020), observe the decline in labor's share even in industries such as wholesale, retail, and utilities, where the opportunity for offshore labor is limited.

Several economists have proposed remedies involving the centralized regulation of innovation in automation, particularly of Artificial Intelligence technologies. Korinek and Stiglitz (2020) write:

Rapid progress in new technologies such as Artificial Intelligence has recently led to widespread anxiety about potential job losses. This paper asks how to guide innovative efforts so as to increase labor demand and create better-paying jobs. We develop a theoretical framework to identify the properties that make an innovation desirable from the perspective of workers, including its technological complementarity to labor, the factor share of labor in producing the goods involved, and the relative income of the affected workers. Examples of labor-friendly innovations are intelligent assistants who enhance the productivity of human workers. The paper also discusses measures to steer technological progress in a desirable direction for workers, ranging from nudges for entrepreneurs to changes in tax, labor market and intellectual property policies to direct subsidies and taxes on innovation. In the future, we find that progress should increasingly be steered to provide workers with utility from the non-monetary aspects of their jobs.

Brynjolfsson (2022) writes:

In 1950, Alan Turing proposed an “imitation game” as the ultimate test of whether a machine was intelligent: could a machine imitate a human so well that its answers to questions are indistinguishable from those of a human. Ever since, creating intelligence that matches human intelligence has implicitly or explicitly been the goal of thousands of researchers, engineers and entrepreneurs. The benefits of human-like artificial intelligence (HLAI) include soaring productivity, increased leisure, and perhaps most profoundly, a better understanding of our own minds. But not all types of AI are human-like—in fact, many of the most powerful systems are very different from humans—and an excessive focus on developing and deploying HLAI can lead us into a trap. As machines become better substitutes for human labor, workers lose economic and political bargaining power and become increasingly dependent on those who control the technology. In contrast, when AI is focused on augmenting humans rather than mimicking them, then humans retain the power to insist on a share of the value created. What's more, augmentation creates new capabilities and new products and services, ultimately generating far more value than merely human-like AI. While both types of AI can be enormously beneficial, there are currently excess incentives for automation rather than augmentation among technologists, business executives, and policymakers.

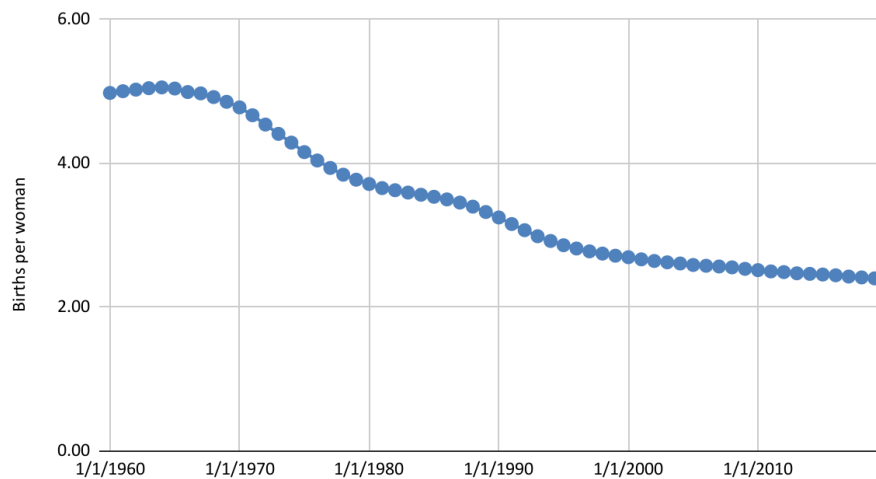
And Acemoglu (2022) writes:

“This essay discusses several potential economic, political and social costs of the current path of AI technologies. I argue that if AI continues to be deployed along its current trajectory and remains unregulated, it may produce various social, economic and political harms. These include: damaging competition, consumer privacy and consumer choice; excessively automating work, fueling inequality,

inefficiently pushing down wages, and failing to improve worker productivity; and damaging political discourse, democracy's most fundamental lifeblood."

Centralized regulation of AI automation will simply cause those job tasks to move offshore. Furthermore, with global fertility rates continuing to plummet below the replacement rate as shown in Fig. 3, increased automation is an urgent imperative for the future well-being of humans, rather than something to minimize via the centralized regulation of innovation. Specifically, as shown in Fig. 4, the median age of the global population is projected to cross 40 by the year 2100, with fewer younger people available to care for more older people. Such is already the case in countries where the fertility rate is far below the replacement rate.

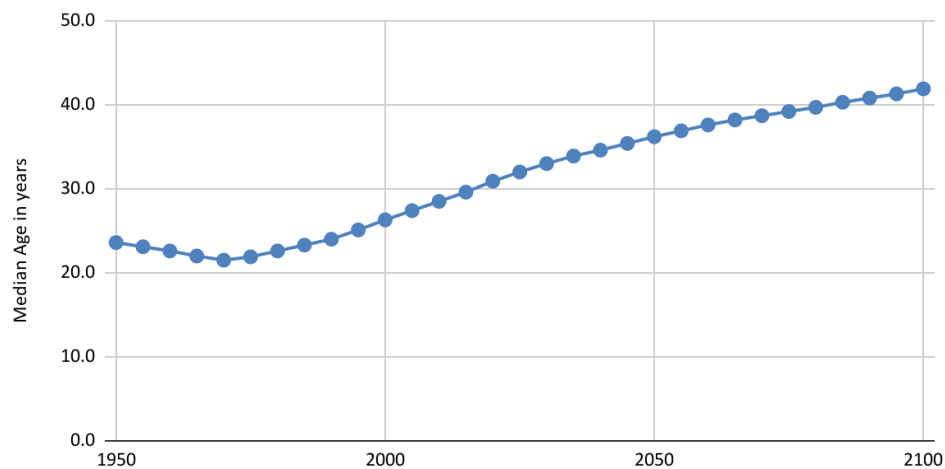
Fig. 3: Global Fertility Rate



Source: fred.stlouisfed.org

Fig. 4: Median Age of Global Population

Actual and projected data



Source: United Nations

From a technologist's perspective, automation in the Information Economy is no different from automation in the Industrial Economy. In the Industrial Economy, physical tasks were automated, e.g. electric drills and metal presses replaced hand drills and anvils. This freed up humans from having to perform repeated and physically exhausting tasks in the mass production of automobiles or household appliances. But humans still had to design and build the electric drills and presses, since these machines could not, and still cannot, build themselves. The same is true of the Information Economy that drives GDP growth in recent years. Computerized automation replaces humans at repeated and mind-numbing tasks, e.g. a spreadsheet is vastly preferable to a paper ledger for accounting. But spreadsheet programs cannot write themselves, and increasingly carry AI capabilities like auto-correct and auto-fill. Likewise, an automated cashier at a grocery store frees up human cashiers in the same way that automated phone exchanges freed up telephone operators who manually connected the caller with the recipient. In both cases, the automation technology made it possible for the intent of the customer to be simply and directly translated into the desired outcome without the need to involve another human for action.

Acemoglu and Restrepo (2020) write:

“Automation technologies expand the set of tasks performed by capital, displacing certain worker groups from employment opportunities for which they have comparative advantage.”

In short, increasing automation improves human productivity, freeing up humans from repetitive tasks that are both physically and mentally exhausting. The rewards and benefits of automation accrue to the stockholders of corporations investing in or producing automation technologies. Rather than centrally regulating innovation, we propose economic policies to ensure broad stock ownership so that the benefits of automation accrue to all households, rather than just households with higher levels of education and income.

In what follows, we distinguish between wages and income as below, from Google.

wages

a fixed regular payment, typically paid on a daily or weekly basis, made by an employer to an employee, especially to a manual or unskilled worker

income

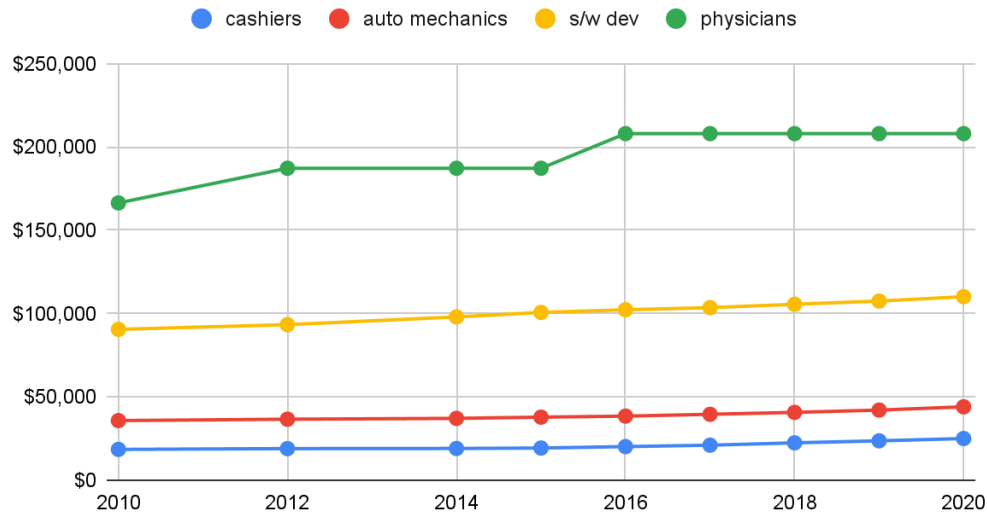
money received, especially on a regular basis, for work or through investments.

Wages are compensation for labor. Income is summed over all sources, including wages and investment income from stock and other vehicles.

Wage Stagnation

We analyze wages across four professions, (1) cashiers, (2) auto mechanics, (3) software developers and (4) physicians from the period 2010 to 2020 via data available at the US Bureau of Labor Statistics, using the internet archive at web.archive.org to retrieve historical data. See Fig. 5.

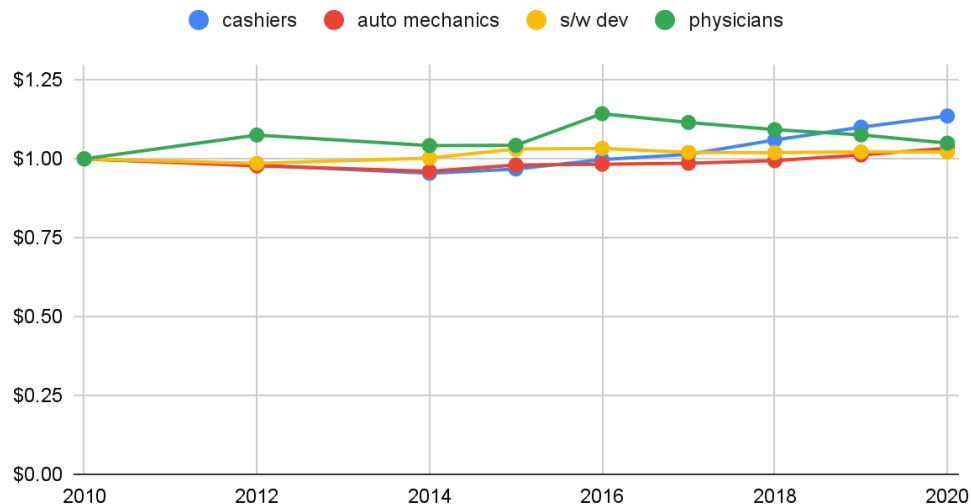
Fig. 5: Median Wages not Adjusted for Inflation



Source: bls.gov

Both Software Developers and Physicians typically require bachelor's or graduate degrees, while Cashiers and Auto-mechanics typically have some high school education followed by on the job training. To examine wage growth, we normalize the wages and adjust for inflation as shown in Fig. 6.

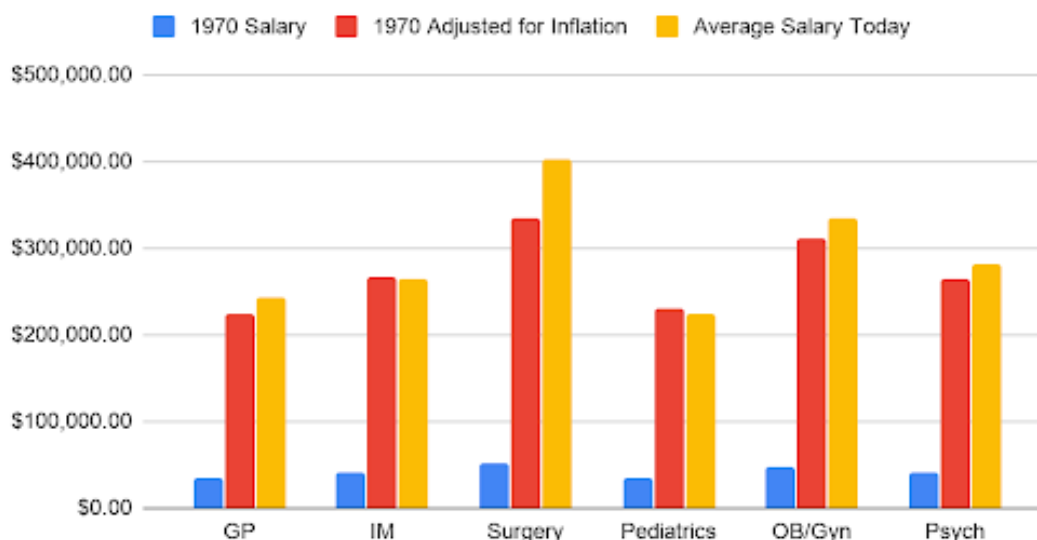
Fig. 6: Normalized Real Median Wages (2020 = 1)



Source: bls.gov

As evident in Fig. 6, none of the professions enjoyed significant wage growth during the period 2010 to 2020. If anything, Cashiers enjoyed the most wage growth, probably due to raises in minimum wage in some states.

Fig. 7: Physician Wage Growth (1970 to 2020)



Source: [mdlinx](#)

Fig. 7 expands on the time span to show that real wages for physicians were largely unchanged between 1970 and 2020.

In contrast to our findings above, Autor (2019) states:

“One of the enduring paradoxes that has accompanied the rise of wage inequality over the last four decades in industrialized economies is the sustained fall in real wages experienced by less-educated workers”

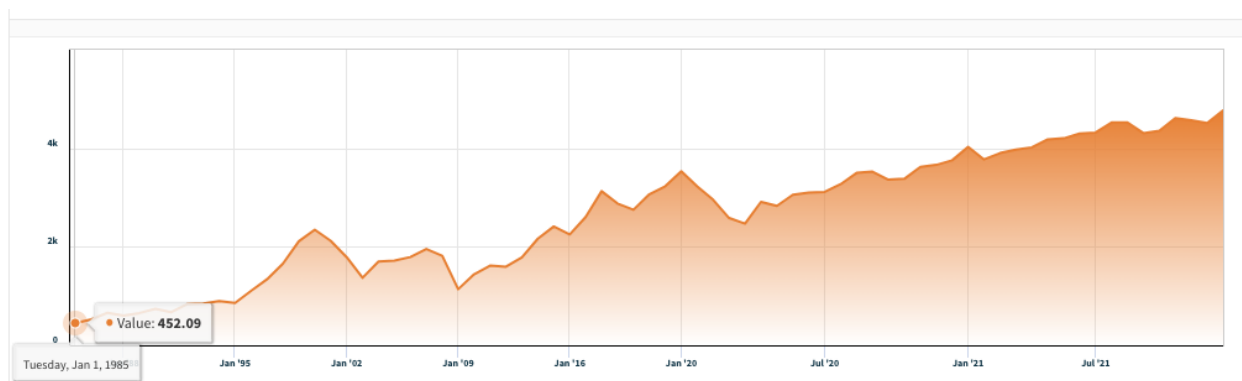
However, Autor (2019) analyzes men and women separately, and notes that while the least educated men lost wages in real terms, the same was not true for women. Furthermore, Autor (2019) does not distinguish between income and wages, using income data from the Census Bureau’s “March Current Population Survey Annual Social and Economic Supplement data.” We treat income and wages as distinct, wages being one component of income.

In summary, wages are broadly stagnant irrespective of education or profession, even in the case of jobs such as physicians and auto mechanics that are difficult to automate or move offshore.

Income Growth

Income is summed over all sources, including wages and investment income. With wages broadly stagnant across professions and education levels, we now turn to investment income, particularly the performance of stock. Fig. 8 shows the ten fold inflation adjusted growth of the S&P 500 index over the period Jan 1, 1985 to Dec 31, 2021. The benefits of automation accrue to shareholders of corporations, which in turn is reflected in the growing stock price of the 500 industry leaders comprising the index. Furthermore, many of these stocks pay a quarterly dividend to shareholders, resulting in additional income.

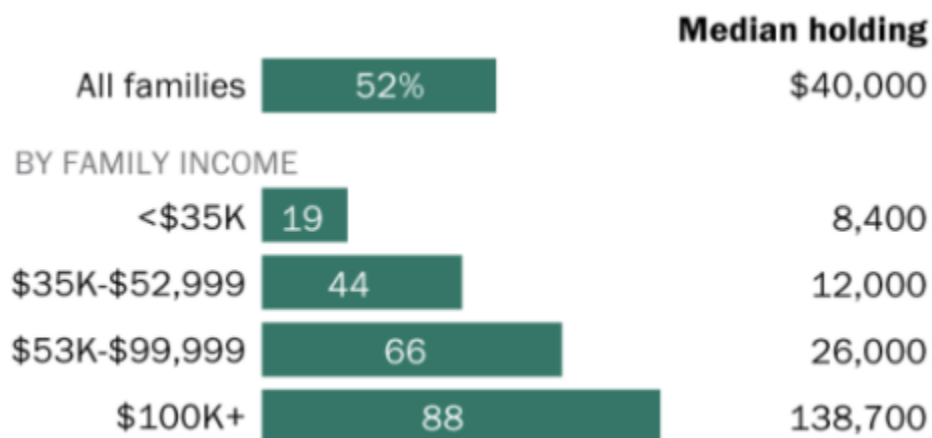
Fig. 8: S&P 500 Adjusted for Inflation (1985 to 2022)



Source: [Nasdaq](https://www.nasdaq.com)

Stock ownership is tilted in favor of households with higher education levels, Hryshko et al. (2012), and in favor of higher incomes, Parker and Fry (2020). Fig. 9 shows that families with incomes over \$100,000 per year own stocks at 4X the rate as families with incomes below \$35,000 per year.

Fig. 9: Stock Ownership by Families



Source: [pew research](#)

In brief, the financial benefits of automation accrue to capital rather than to labor, i.e. stockholders of the corporation. Since stock ownership is tilted towards the educated and higher income households, the income derived from automation accrues disproportionately to educated and higher income households.

Reducing Income Inequality

In technology companies, it is common for labor to participate in the stock gains of the corporation via stock options and restricted stock units. Technologists produce automation and understand well that stock ownership is the path to prosperity in the face of automation. It is no accident that the Forbes 400 list of the wealthiest Americans includes many technology entrepreneurs, who represent both capital - in that they are significant stockholders in companies that favor automation, and labor - in that they earn their salary and stock ownership as compensation for their work. Blasi et al. (2008), Bryson et al. (2016) consider the pros and cons of the “shared capital” model where employees participate in their employer’s stock.

We propose a Deferred Investment Payroll program for all workers across the economy, invested in a broad stock market index fund. In our proposal, employees receive a percentage of their wages deferred for a period during which the money is invested in the broad stock market rather than their employer’s stock. Money is paid in and paid out in a rolling fashion, and the payout includes both appreciation in principal as well as ongoing dividends. Specifically, we consider the following example structure:

Deferral Amount: 9% employer contribution

Deferral Period: Rolling 5 years

Deferral Investment: S&P 500 index fund

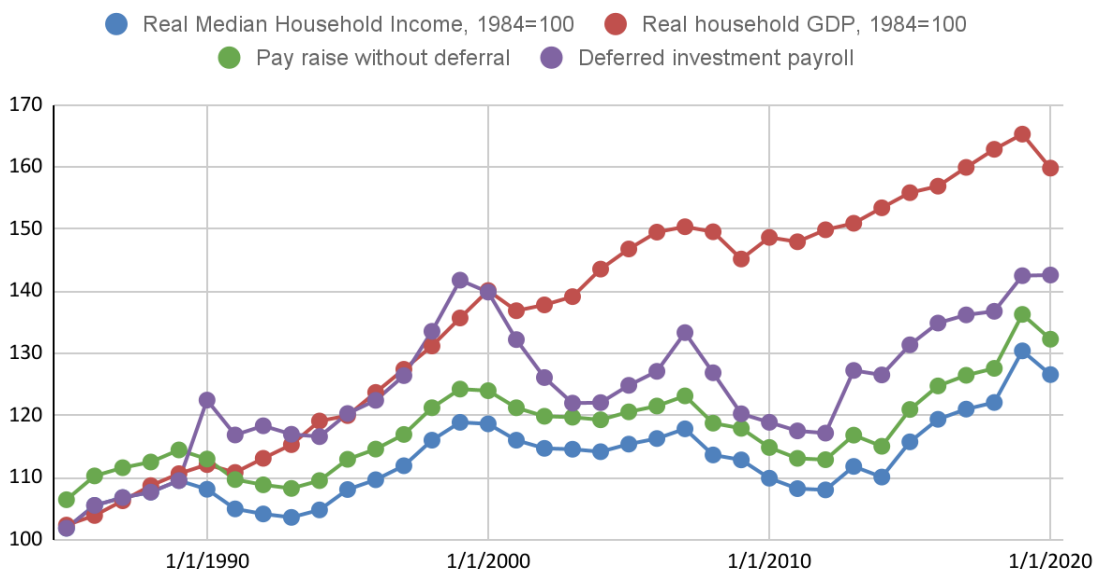
Deferral Payout:

Dividends paid as received

Principal paid out at maturity

Fig. 9 shows the impact of such a program on median household income. For comparison, the figure also shows the impact of simply giving employees a 9% pay raise without deferred investment.

Fig. 9: Real Income with Deferred Investment Payroll of 9%



Sources: Inflation: minneapolisfed.org; S&P 500: macrotrends.net; S&P 500 dividends: stern.nyu.edu

It is clear that Deferred Investment Payroll substantially outperforms a simple pay raise. Furthermore, refinements such as capping yearly payouts and balancing between stocks and bonds can smoothen the yield of Deferred Investment Payroll. For example, the peak payouts of the '90s could be capped and deferred to supplement the leaner periods that followed. In short, Deferred Investment Payroll accrues the rewards of automation to all workers, rather than just educated and upper income households.

From a policy standpoint, capping the contribution at 9% of the median income with annual adjustments would benefit the lower income levels while minimizing market impact. At approximately \$4,000 per employee across the ~150M non-farm workforce in December 2021 per bls.gov, the total contribution is \$600M per year or \$3T over five years. As of January 2022, the total capitalization of the S&P 500 is ~\$40T, and of the broader US stock market over \$50T.

Summary

Over the past forty years, real median household income in the US has been essentially flat despite growth in productivity as reflected in real median household GDP. There is growing agreement that Artificial Intelligence automation has allocated a growing share of job tasks towards capital, and away from labor. The rewards of increased automation accrue to capital, and are thereby reflected in the growth of the stock market with several companies now valued in the trillions. Noting that household income includes both wages and investment income from stocks, we presented evidence that while wages are flat across a broad range of income levels and education, stock ownership is tilted to households with higher income and education levels, resulting in uneven apportionment of the rewards of automation. We proposed a deferred investment payroll system where all workers benefit from stock ownership. We analyzed how such a policy bridges the gap between productivity and median income on historical data, thereby reducing income inequality. Should Deferred Investment Payroll be mandated by policy, it can be implemented by financial institutions and payroll processors similar to IRA and 401(k) programs.

References

- Blanchard, Olivier (1997): “The Medium Run,” *Brookings Papers on Economic Activity*, 2, 89–158.
- Karabarbounis, Loukas, and Neiman, Brent (2013): “The Global Decline of the Labor Share,” *Quarterly Journal of Economics*, 129, 61–103.
- Piketty, Thomas, (2014): “Capital in the Twenty-First Century,” Harvard University Press.
- Dao, Mai; Das, Mitali; Koczan, Zsoka and Lian Weicheng (2017): “Why Is Labor Receiving a Smaller Share of Global Income? Theory and Empirical Evidence,” IMF Working Paper.
- Elsby, Mike, Bart Hobijn, and Aysegul Sahin (2013): “The Decline of the U.S. Labor Share,” *Brookings Papers on Economic Activity*, 1–42.
- Autor, David; Dorn, David; Katz, Lawrence; Patterson, Christina; Van Reenen, John (2020): “The Fall of the Labor Share and the Rise of Superstar firms,” *The Quarterly Journal of Economics*, 645–709.
- Korinek, Anton and Stiglitz, Joseph, (2020): “Steering Technological Progress,”
https://conference.nber.org/conf_papers/fl43989.pdf
- Brynjolfsson, Erik, (2022): “The Turing Trap: The Promise & Peril of Human-Like Artificial Intelligence,”
<https://digitaleconomy.stanford.edu/news/the-turing-trap-the-promise-peril-of-human-like-artificial-intelligence/>
- Acemoglu, Daron, (2022): “The Harms of AI,” <https://economics.mit.edu/files/21848>
- Acemoglu, Daron and Restrepo, Pascal, (2021): “Tasks, Automation, and the Rise in US Wage Inequality,” <https://economics.mit.edu/files/21564>
- Autor, David (2019): “Work of the Past, Work of the Future,” *AEA Papers and Proceedings*, 109, 1–32.
- Hryshko, Dmytro; Luengo-Prado, Maria and Sorensen, Brent (2012): “The Effect of Education on Equity Holdings,” *The B.E. Journal of Economic Analysis & Policy*, 2012, vol. 12, issue 1, 1–41
https://econpapers.repec.org/article/bpjbejeap/v_3a12_3ay_3a2012_3ai_3a1_3an_3a10.htm
- Parker, Kim and Fry, Richard, (2020): More than half of U.S. households have some investment in the stock market.
<https://www.pewresearch.org/fact-tank/2020/03/25/more-than-half-of-u-s-households-have-some-investment-in-the-stock-market/>

Blasi, J. R., Freeman, R. B., Mackin, C. and Kruse, D. L. (2008) "Creating a Bigger Pie? The Effects of Employee Ownership, Profit Sharing, and Stock Options on Workplace Performance", NBER Working Paper No. 14230

Bryson, A., Clark, A. E., Freeman, R.B., and Green, C. P. (2016) "Share Capitalism and Worker Wellbeing", *Labour Economics*, 42: 151-158