

Razmecheno: Named Entity Recognition from Digital Archive of Diaries “Prozhito”

Timofey Atnashev[♡], Veronika Ganeeva[♡], Roman Kazakov[♡]
Daria Matyash^{♡\$}, Michael Sonkin[♡], Ekaterina Voloshina[♡]
Oleg Serikov^{♡◇‡‡}, Ekaterina Artemova^{♡†♣}

♡ HSE University ◇ DeepPavlov lab, MIPT ‡ AIRI ‡ The Institute of Linguistics RAS
† Huawei Noah’s Ark Lab ♣ Lomonosov Moscow State University § Sber AI Centre
{taatnashev, vaganeeva, rmkazakov, dsmatyash, mvsonkin, eyuvoloshina}@edu.hse.ru
{oserikov, elartemova}@hse.ru
Moscow, Russia

Abstract

The vast majority of existing datasets for Named Entity Recognition (NER) are built primarily on news, research papers and Wikipedia with a few exceptions, created from historical and literary texts. What is more, English is the main source for data for further labelling. This paper aims to fill in multiple gaps by creating a novel dataset “Razmecheno”, gathered from the diary texts of the project “Prozhito” in Russian. Our dataset is of interest for multiple research lines: literary studies of diary texts, transfer learning from other domains, low-resource or cross-lingual named entity recognition.

Razmecheno comprises 1331 sentences and 14119 tokens, sampled from diaries, written during the Perestroika. The annotation schema consists of five commonly used entity tags: person, characteristics, location, organisation, and facility. The labelling is carried out on the crowdsourcing platform Yandex.Toloka in two stages. First, workers selected sentences, which contain an entity of particular type. Second, they marked up entity spans. As a result 1113 entities were obtained. Empirical evaluation of Razmecheno is carried out with off-the-shelf NER tools and by fine-tuning pre-trained contextualized encoders. We release the annotated dataset for open access.

Keywords: named entity recognition, text annotation, datasets

1. Introduction

Modern Named Entity Recognition (NER) systems are typically evaluated on datasets such as ACE, OntoNotes and CoNLL 2003, collected from news or Wikipedia. Other common setups to test NER systems include cross-lingual evaluation (Liang et al., 2020) and evaluation in domains, other than general, such as biomedical domain (Weber et al., 2020; Wang et al., 2019).

Additionally, the vast majority of NER dataset are in English. A few large-scale datasets for other languages are NoSta-D (Benikova et al., 2014) (German), NorNE (Jørgensen et al., 2020) (Norwegian), AQMAR (Mohit et al., 2012) (Arabic), OntoNotes (Hovy et al., 2006) (Arabic, Chinese), FactRuEval (Starostin et al., 2016) (Russian).

We present in this work a new annotated dataset for named entity recognition from diaries, written in Russian, – “Razmecheno”¹. The texts are provided by the project “Prozhito”², which digitizes and publishes personal diaries. Diaries exhibit different surface and style features, such as a complex narrative structure, an

author-centricity, mostly expressed in simple sentences with predominance of verbs and noun phrases.

Design choices, made for the corpus construction, are the following. We follow the standard guidelines of named entity annotation and adopt four commonly-used types Person (PER), Location (LOC), Organization (ORG), Facility (FAC). We add one more type, CHAR, which is used for personal characteristic (e.g. nationality, social group, occupation). Texts, used in the corpus, are sampled from the diaries, written in the late 1980’s, the time period addressed as Perestroika. We utilized crowd-sourcing to label texts.

Our dataset enables assessing performance of the NER models in a new domain or in a cross-domain transferring. We make the following contributions:

1. We present a new dataset for Named Entity Recognition of 14119 tokens from 124 diaries from Prozhito. Entity types, used in the dataset, follow standard guidelines. The dataset will be freely available for download under a Creative Commons ShareAlike 4.0 license at <https://github.com/hse-cl-masterskaya-prozhito/main>;
2. We assess the performance of the off-the-shelf NER taggers and fine-tuned BERT-based model on this data.

¹“Got annotated”. The short form of the past participle neuter singular of the verb *размечать* (“to annotate”). <https://github.com/hse-cl-masterskaya-prozhito/main>

²“Got lived”. The short form of the past participle neuter singular of the verb *прожить* (“to live”). <https://prozhito.org/>

2. Related work

Most of the standard datasets for named entity recognition, as ACE (Walker et al., 2005) and CoNLL (Sang and De Meulder, 2003), consist of general domain news texts in English. For our study there are two related research lines: NER for the Russian language and NER in Digital Humanities domain.

2.1. NER for Russian language

The largest dataset for Russian was introduced by (Loukachevitch et al., 2021). In NEREL, entities of types PER, ORG, LOC, FAC, GPE (Geopolitical entity), and FAMILY were annotated, and the total number of entities accounts to 56K.

(Starostin et al., 2016) presented FactRuEval for NER competition. The dataset included news and analytical texts, and the annotation was made manually for the following types: PER, ORG and LOC. As of now, it is one of the largest datasets for NER in Russian as it includes 4907 sentences and 7630 entities.

Several other datasets for Russian NER, such as *Named Entities 5*, WikiNER, are included into project Corus³. Its annotation schema consists of 4 types: PER, LOC, Geolit (geopolitical entity), and MEDIA (source of information). Another golden dataset for Russian was collected by (Gareev et al., 2013). The dataset of 250 sentences was annotated for PER and ORG. For the BSNLP-2019 shared task, a manually annotated dataset of 450 sentences was introduced (Piskorski et al., 2019). The annotation includes PER, ORG, LOC, PRO (products), and EVT (events).

Several silver datasets exist for Russian NER. WikiNeUral (Tedeschi et al., 2021) uses multilingual knowledge base and transformer-based models to create an automatic annotation for PER, LOC, PRG, and MISC. It includes 123,000 sentences and 2,39 million tokens. In Natasha project, a silver annotation corpus for Russian Nerus⁴ was introduced. The corpus contains news articles and is annotated with three tags: PER, LOC, and ORG. For Corus project, an automatic corpus WikiNER was created, based on Russian Wikipedia and methodology of WiNER (Ghaddar and Langlais, 2017).

2.2. NER applications to Digital Humanities

(Bamman et al., 2019) introduced LitBank, a dataset built on literary texts. The annotation was based on ACE types of named entities and it includes the following types: PER, ORG, FAC, LOC, GPE (geo-political entity) and VEH (Vehicle). The annotation was made by two of the authors for 100 texts. The experiments with models trained on ACE and on LitBank showed that NER models trained on the news-based datasets decrease significantly in the quality on literary texts. (Brooke et al., 2016) trained unsupervised system for named entity recognition on literary texts, which bootstraps a model from term clusters. For evaluation they

annotated 1000 examples from the corpus. Compared to NER systems, the model shows better results on the literary corpus data.

Apart from English LitBank, a dataset for Chinese literary texts was created and described by (Xu et al., 2017). The dataset for Chinese literature texts had both rule-based annotation and machine auxiliary tagging, hence, only examples where gold labels and predicted labels differ were annotated manually. The corpus of 726 articles were annotated by five people. Besides standard tags, as PER, LOC, and ORG, the authors used tags THING, TIME, METRIC, and ABSTRACT.

Another approach to annotation was presented by (Wohlgenannt et al., 2016). The authors' purpose was to extract social networks of book characters from literary texts. To prepare an evaluation dataset, the authors used paid micro-task crowd-sourcing. The crowd-sourcing showed high quality results and appeared to be a suitable method for digital humanities tasks.

3. Dataset collection

3.1. Annotation schema

Our tag set consists of five types of entities. This tag set was designed empirically for texts of diaries from common tags used in related works (Walker et al., 2005; Bamman et al., 2019).

- **PER**: names/surnames of people, famous people and characters are included (see Example 1);
- **CHAR**: characteristics of people, such as titles, ranks, professions, nationalities, belonging to the social group (see Example 4);
- **LOC**: locations/places, this tag includes geographical and geopolitical objects such as countries, cities, states, districts, rivers, seas, mountains, islands, roads etc. (see Example 2);
- **ORG**: official organizations, companies, associations, etc. (see Example 3);
- **FAC**: facilities that were built by people, such as schools, museums, airports, etc. (see Example 4);
- **MISC**: other miscellaneous named entities.

These five entity types can be clearly divided into two groups: the first one, PER-CHAR, is related to people and the second one, ORG-LOC-FAC, is related to places and institutions.

We annotated flat entities, so that the overlap between two entities is not possible. The main principle of the annotation is to choose as long as possible text span for each entity, not to divide them when not required, because our schema does not assume multi-level annotation, when one entity can include another ones. For example, a name and a surname coalesce in one PER entity, rather than being two different ones (see Example 1).

³<https://github.com/natasha/corus>

⁴<https://github.com/natasha/nerus>

- (1) А ведь Леон просил меня отозваться
And really Leon asked me to talk
 PER
лишь о Жаке Ланге
only about Jack Lang
 PER
‘And Leon asked me to talk only about Jack Lang’.

- (2) Орёл самый литературный город в
Orel the most literary city in
LOC
России
Russia
LOC
‘Orel is the most literary city in Russia’.

- (3) Позвонил в “Урал”: надо все-таки дать
called in “Ural” need after all give
 ORG
им знать о моем прилете.
them know about my arrival
‘I called the “Ural”: after all I have to let them know about my arrival’.

- (4) Солдаты живут в вагоне на этой
soldiers live in car on this
CHAR
станции.
station
FAC
‘Soldiers live in a car at this station’.

In ambiguous cases entity tags were identified based on the context, so the same entity in different sentences could be tagged as two different types, for instance, *university* could be annotated as ORG or FAC . If an entity was used in a metaphorical sense, it would not be annotated with any tag.

- (5) Будет и на нашей улице праздник
will and on our street a festival
‘Every dog has its own day’.

3.2. Preliminary markup

We performed preliminary analysis of the random subsets of the “Prozhito” corpus. The analysis revealed that most of the sentences contain no entities at all. To avoid costly looping over all sentences, we developed a two-stage annotation pipeline. The first stage aims at selecting sentence candidates, which may include entities of interest. This helps to reduce the amount of

sentences, sent to crowd workers and exclude sentences with no entities at all. During the second stage entity spans are labeled in the pre-selected candidates from the first stage.

Two classifiers were trained on a small manually annotated training set — for PER-CHAR and ORG-LOC-FAC groups, respectively. The task of these classifiers is to predict, whether an entity from a group is present in a sentence, or not. These classifiers do not aim at entity recognition, but rather at binary entity detection.

We leverage upon four possible base models as classifiers: ruBERT-tiny⁵, ruBERT⁶, ruRoBERTa⁷, XLM-RoBERTa⁸. Table 1 presents with the classification scores. A small number of marked up sentences (198) were taken as test sample.

Models	Precision	Recall	Micro f1-score
ruBERT-tiny	0.81	0.88	0.84
ruBERT	0.89	0.91	0.90
ruRoBERTa	0.90	0.88	0.89
XLM-RoBERTa	0.80	0.99	0.89

Table 1: Transformer-based binary classifiers scores

As a result, ruRoBERTa was chosen as the base model. In this task, the precision is more important than the recall, since we markup only part of the corpus and, therefore, we still miss some of the information, but at the same time we want to have any entities in the selected sentences with a high probability. It is worth mentioning that this approach allowed to save big amount of money, because the most optimal solution for maximizing the recall would be to give all the data to assessors for markup.

To train both classifiers, a random sample of size 1500 was taken from diaries belonging to Perestroika period. Texts were independently marked up by assessors for the presence of ORG-LOC-FAC and PER-CHAR. Due to the fact that it was important to achieve a balance of classes in the training sample, and there were more texts with PER-CHAR than ORG-LOC-FAC , the training samples for ORG-LOC-FAC and PER-CHAR turned out to be different - 829 and 1465 records accordingly (see Table 2 for the validation set scores).

All available sentences were marked up by binary classifier and after that were chosen sentences with following conditions:

1. In sentence there are entities from PER-CHAR and ORG-LOC-FAC groups, respectively;

⁵<https://huggingface.co/cointegrated/rubert-tiny>

⁶<https://huggingface.co/DeepPavlov/rubert-base-cased>

⁷<https://huggingface.co/sberbank-ai/ruRoberta-large>

⁸<https://huggingface.co/xlm-roberta-base>

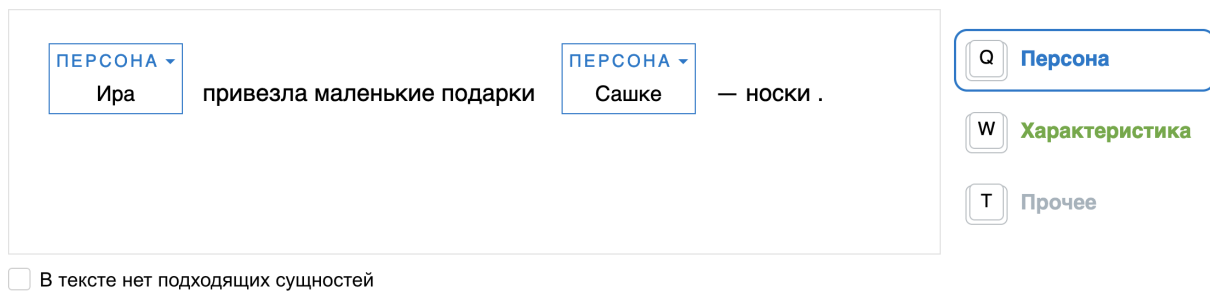


Figure 1: Annotation of a phrase given in Yandex.Toloka: Ira brought socks as small presents for Sasha. Available annotations are: Person (blue), Characteristics (green), Misc (grey), no entities present (checkbox)

- Classifier was the most confident on these sentences.

Entity Type	Precision	Recall	F1-score
ORG-LOC-FAC	0.94	0.92	0.94
PER-CHAR	0.89	0.81	0.82

Table 2: ruRoBERTa scores in the binary classification task

Most confidence here means the average probabilities of the each entities groups. Finally, the sentences selected this way were given to the assessors for further marking.

3.3. Crowd-sourcing annotation

Annotation setup For annotation we used Russian crowd-sourcing platform Yandex.Toloka⁹. We prepared two tasks for assessors: determination of PER-CHAR and of ORG-LOC-FAC in “Prozhito” texts. The task required native knowledge of the Russian language for satisfactory solution. Before annotation it is necessary to get through the learning pool with hints (20 sentences) and an exam (10 sentences) that show whether assessors understand the meaning of the given NE tags. The sentences were tokenized with Razdel tokenizer¹⁰. The tasks for learning, exam and control were initially annotated by the co-authors with help of annotation tool BRAT¹¹.

If an annotator succeeded in learning and exam (mark $\geq 50\%$ for learning and $\geq 80\%$ for exam), he/she got a special skill which allowed to start assessment of sentences in the main pool. Our main pools in both tasks consist of approximately 1500 tasks and 400 control sentences. Tasks were given to annotators on pages, Figure 1 depicts the task interface. Each page consisted of 4 normal tasks and 1 control task. A fee for one page was 0.05\$. The average time of completion of page was about one minute. Overall, the fee per hour exceeded minimum wage in Russia. The overlap for each sentence given in Toloka is 3 in order to choose the most popular variant

⁹<https://toloka.yandex.ru/>

¹⁰<https://github.com/natasha/razdel>

¹¹<https://brat.nlplab.org/>

of markup as a correct one. Control tasks are necessary for monitoring of an annotation quality. We banned users if they skipped more than 7 task suites in a row or if they had less than 30% correct control responses.

Annotators agreement analysis While in most of the cases annotators had no dispute, voting mechanism has been involved in nearly one third of cases provided in the corpus (38% in the ORG-LOC-FAC task, 36% in PER-CHAR tasks, respectively).

In both tasks typical annotators disagreement pattern was two competing annotation hypotheses. In the ORG-LOC-FAC task, that was mostly caused by different labels plausible for certain rare events. The ability to correctly disambiguate such terms relied onto rather rare factual knowledge, thus provoking annotation errors (as in *Сижу в гостинице “Одесса”*. (‘Staying in the hotel “Odessa”’), the challenging choice is ‘hotel “Odessa”’ is a FAC or an ORG entity). While the same group of annotators disagreements was found in the PER-CHAR task, there also emerged two more disagreements patterns: (i) identifying the proper span for the characteristics (annotating the whole *полковник в отставке* (‘the retired colonel’) or only *полковник* (‘colonel’)) and (ii) inaccurate boundaries detection for persons initials, which mostly emerged when the annotators missed to highlight the dot in the name shortenings (as with *M. C.* in *M. C. его очень ценил поначалу*. (‘M.S. valued him a lot in the beginning’)).

Rare cases with more than two competing annotations were mostly of random nature (as with birds being annotated as PER), or caused by the appearance of rare words (as with calzones being annotated as Person).

Type	# Entities	% Entities	# Mentions	% Mentions
CHAR	282	25.0%	290	19.7%
FAC	71	6.4%	106	7.2%
LOC	186	16.7%	221	15.0%
ORG	73	6.6%	137	9.3%
PER	490	44.0%	708	48.0%
MISC	11	1.0%	12	0.8%
Total	1113	100.0%	1474	100.0%

Table 3: Dataset entities statistics

Entity Type	Top-10 mentions
CHAR	<i>ребёнок</i> ('a child'), <i>женщина</i> ('a woman'), <i>президент</i> ('a president'), <i>друг</i> ('a friend'), <i>поэт</i> ('a poet'), <i>папа</i> ('a dad'), <i>писатель</i> ('a writer'), <i>жена</i> ('a wife'), <i>отец</i> ('a father'), <i>военный</i> ('a military')
FAC	<i>театр</i> ('a theatre'), <i>аэропорт</i> ('an airport'), <i>дом</i> ('a house'), <i>школа</i> ('a school'), <i>музей</i> ('a museum'), <i>кафе</i> ('a cafe'), <i>станция</i> ('a station'), <i>библиотека</i> ('a library'), <i>посольство</i> ('an embassy'), <i>тюрьма</i> ('a prison')
LOC	<i>город</i> ('a city'), <i>Москва</i> ('Moscow'), <i>Россия</i> ('Russia'), <i>улица</i> ('a street'), <i>Ленинград</i> ('Leningrad'), <i>проспект</i> ('an avenue'), <i>Кандагар</i> ('Kandagar'), <i>озеро</i> ('a lake'), <i>страна</i> ('a country'), <i>запад</i> ('west')
ORG	<i>ЦК</i> ('Central Committee'), <i>совет</i> ('a council'), <i>парламент</i> ('a parliament'), <i>Политбюро</i> ('Politburo'), <i>Правда</i> ('Pravda'), <i>КПСС</i> ('the Communist Party of the Soviet Union'), <i>издательство</i> ('a publishing house'), <i>верховный</i> ('supreme'), <i>Мосфильм</i> ('Mosfilm'), <i>союз</i> ('a union')
PER	<i>Горбачев</i> ('Gorbachev'), <i>Борис</i> ('Boris'), <i>Ельцин</i> ('Yeltsin'), <i>Володя</i> ('Volodya'), <i>Таня</i> ('Tanya'), <i>Витя</i> ('Vitya'), <i>Рыжков</i> ('Ryzhkov'), <i>Яковлев</i> ('Yakovlev'), <i>Сергей</i> ('Sergey'), <i>Иван</i> ('Ivan')

Table 4: Top-10 mentions for each entity type

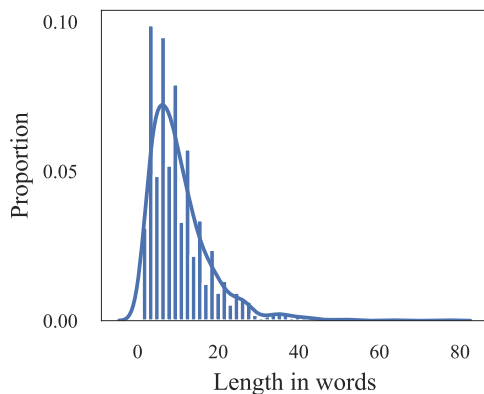


Figure 2: Distribution of tags

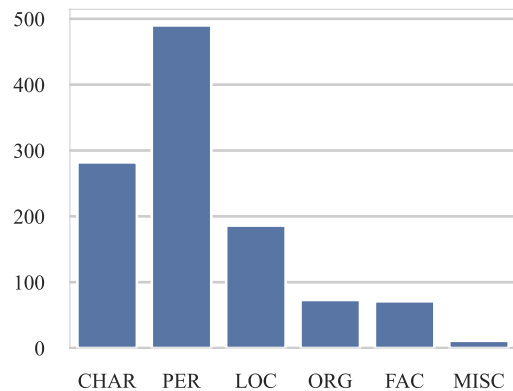


Figure 3: Distribution of entity types

3.4. Dataset statistics

The total number of sentences in the dataset is 1331 and the total number of tokens is 14119. The average sentence length is 10.61 tokens (see Figure 2). 1113 entities were identified at all (1474 mentions). The average length of entity in tokens is 1.32 token.

Table 3 and Figure 3 describe dataset statistics. PER is the most frequent tag, a little less than a half of all entities are of this type. Persons are often provided via a few tokens. The rest of types do not represent the same variance between mentions and entities. MISC entities are only 1% of all entities.

¹²

Popular mentions of entities actually represent concepts and personalities of Perestroika period (see Table 4). As we can see, there are main politic figures in the list (e.g. Boris Yeltsin, Mikhail Gorbachev, Nikolai Ryzhkov) as well as old soviet political authorities (e.g. Central Committee, the Communist Party of the Soviet Union, Politburo). Some words that were new at that time,

¹²Notably, PER class contains lots of multiple words sentences

such as ‘a president’ (since Gorbachev became the first president of USSR in 1990) are among the most frequent words. Another important trend is the discussion of the Soviet-Afghan war, as Kardagan was one of the centres of soviet troops’ dislocation.

4. Evaluation

4.1. Off-the-shelf tools

We use a selection of publicly available, NER systems: Natasha-Slovnet, Stanza, SpaCy. Slovnet is a neural network based tool for NLP tasks, including NER annotation. Slovnet is a part of Natasha project. ¹³ Slovnet’s annotation includes PER, LOC and ORG.

Stanza is a Stanford state-of-art model ¹⁴. Stanza is based on Bi-LSTM model and CRF-decoder. Stanza for Russian is a 4-entity system, which includes PER, LOC, ORG and MISC.

¹³<https://github.com/natasha/slovnet#ner>

¹⁴<https://stanfordnlp.github.io/stanza/>

NER system developed by SpaCy is a transition-based named entity recognition component. We use `natasha-SpaCy`¹⁵ model trained on two resources - Nerus¹⁶ and Navec¹⁷. `Natasha-SpaCy` model can detect PER, LOC and ORG entities in our dataset.

We have compared results of these models on our dataset.

Models	PER	LOC	ORG	Overall
SpaCy	0.64	0.54	0.16	0.95
Stanza	0.69	0.4	0.11	0.94
Natasha	0.77	0.54	0.14	0.96

Table 5: The performance of off-the-shelf tools

As seen from the table 5, `Natasha-Slovnet` showed the best performance on our dataset for PER and LOC, while SpaCy was the best on LOC and ORG detection. However, the results of all models are significantly worse than the results on other datasets (Appendix A). Such results prove our hypothesis that off-the-shelf tools do not recognise entities on a diary-based dataset, for they were trained on news data.

A closer look at the models’ performance (figure 4) reveals what caused entity recognition issues. Most of the models often detect false LOC and PER entities. In this case SpaCy shows the best results. `Natasha-Slovnet` has the greatest recall especially on LOC and PER. All models often annotated ORG as a non-entity. As our texts come from diaries written in 1990s, some organisations could not exist anymore, and models do not recognise them.

FAC and CHAR were not on the entity lists of the models, therefore, the models did not recognise these tags. However, we would expect the models to mark CHAR as PER and FAC as LOC or ORG because those tags are related. Indeed this happens for FAC but not for CHAR. This happens as most of named entities are proper nouns and start with capitalized letters, unlike CHAR. All models annotated FAC more often as ORG than as non entity.

Another problem is caused by false detection of named entities’ span boundaries. To account for this, we introduced the following approach. We counted all cases when models did not found entities at all, detected false entities or used a wrong tag (combined as ‘false detected’) or models included more or less words from one or both sides. `Natasha` showed the best results, for it detects right boundaries for the most of the spans. The most common error though for all models was not finding an entity. Other mistakes include a shift of boundaries to the left and including more or less words on the left side especially for PER recognition. It could be possibly explained that `textscchar` entity proceeds

¹⁵<https://github.com/natasha/natasha-spacy>

¹⁶<https://github.com/natasha/nerus>

¹⁷<https://github.com/natasha/navec>

PER entity (for instance, *профессор Иванов* (‘professor Ivanov’) where ‘professor’ is CHAR). Off-the-shelf models do not include `textscchar` entity and could annotate them as PER. Problems of narrower boundaries could be caused by excluding quoting markers in automatic annotation.

4.2. Fine-tuned models

We fine-tuned multiple Transformer models for NER: `ruBERT`, `ruBERT-tiny`, `ruRoBERTa`, `XLM-RoBERTa`. The performance was evaluated according to F1-scores per named entity and overall micro F1-score.

We used weighted cross-entropy as a loss function. Inverse tag frequency was taken as weights for cross-entropy, which helped us gain better results on unbalanced data. We also sorted the dataset by the length of tokens and than split it to batches, which slightly improved models’ performance. Models were trained in an unfrozen manner. The detailed hyperparameters values used to train the models are provided in the Appendix C. The performance was evaluated according to per-class and overall micro-averaged F1-score.

4.3. Results

`Natasha` had the best F1-score among all off-the-shelf tools. Nevertheless, results achieved for our corpus are below `Natasha`’s results on news-based datasets.

Fine-tuned transformers showed better results than off-the-shelf tools. Predictions made by `XLM-RoBERTa` had the highest overall F1-score, `ruBERT` model’s performance had the best F1-scores for most tags (FAC, LOC, ORG) and top-3 best results for CHAR and PER tags. According to Table 6, we can consider `ruBERT` the best model for our datasets as it successfully predicts major and minor classes.

The number of epochs was chosen according to the following criteria: the model does not overfit on the train data and shows high results on the development data. To this end, we used early-stopping. For `ruBERT-tiny` even 50 epochs were not sufficient for reaching results comparable to other models’ performances.

Models	CHAR	FAC	LOC	ORG	PER	Overall
<code>ruBERT-tiny</code>	0.712	0.8	0.748	0.4	0.738	0.731
<code>ruBERT</code>	0.757	1.0	0.793	0.4	0.854	0.813
<code>ruRoBERTa</code>	0.703	0.333	0.729	0.166	0.795	0.739
<code>XLM-RoBERTa</code>	0.817	0.363	0.742	0.333	0.825	0.8

Table 6: Transformer architectures F1-scores

According to Figure 4, CHAR and PER entities were mostly wrongly detected as O by `natasha`, SpaCy and Stanza annotators. ORG tags were also erroneously detected by these parsers, which was quite similar to the results of transformer models’ results. LOC tags almost in all cases were detected correctly both by pre-trained parsers transformer models, while FAC tags were significantly better found by the former ones.

Natasha					SpaCy					Stanza					
CHAR	0	1.15	0	0.05	CHAR	0	1.18	0	0.03	CHAR	0	0.03	1.1	0	0.05
FAC	0	0.03	0.05	0	FAC	0	0.03	0.05	0	FAC	0.05	0	0.03	0	0
LOC	0.49	0.05	0	0	LOC	0.49	0.05	0	0	LOC	0.44	0	0.1	0	0
O	0.79	92.6	0.49	1.33	O	0.74	92.7	0.41	1.38	O	1.1	1.1	91	0.33	1.3
ORG	0	0.08	0.05	0	ORG	0	0.08	0.05	0	ORG	0	0	0.1	0.03	0
PER	0	0.2	0	2.66	PER	0.05	1	0	1.82	PER	0.08	0.15	0.44	0	2.2
	LOC	O	ORG	PER		LOC	O	ORG	PER		LOCMISC	O	ORG	PER	

Figure 4: Confusion matrix for off-the-shelf tools per token in relative weights

According to Figure 6, XLM-ROBERTa’s performance could be considered quite successful: CHAR tags, as well as PER and LOC, were almost infallibly predicted. More exactly, PER entity was never predicted as another entity on test data. FAC entity was mixed with ORG tag in XLM-ROBERTa’s predictions while ORG tag itself in nearly in all cases is considered as O tag by the model. Figure 6 also presented ruBERT-tiny’s performance: CHAR and ORG entities were erroneously predicted as O more often, if compared to XLM-ROBERTa. Nevertheless, in most cases the model predicts correctly. ruBERT-tiny extracted all FAC and almost all PER tags without major errors.

As for ruBERT’s results, O tags were rarely misclassified as CHAR, while all other tags were predicted entirely correctly or with inconsequential mistakes.

ruROBERTa’s performance was far from being perfect, as O-entities were heavily confused with other tags, but most predictions of other entities were correct.

As for major tendencies in models’ predictions, we can notice that ORG entity in most cases was detected as O tag which although was not desired, but still can encourage us to re-analyze ORG entities and collect substantially more examples of ORG tag occurrence. FAC entities were either (in most cases) correctly predicted, or mispredicted as ORG. O tags were sometimes detected as PER entity.

5. Conclusion

This paper introduces Razmecheno, a novel dataset for Named Entity Recognition. The texts in the dataset are sampled from the project “Prozhito”, which comprises personal diaries, written in Russian, from the 17th century up to the end of the 20th century. In particular, texts, marked up in Razmecheno belong to the mid-1980 years, the period in Russia, commonly known as Perestroika. Razmecheno is a middle-scale dataset so that it contains enough data to carry out literal and historical studies.

The annotation schema, used in Razmecheno, is simplistic. It consists of five named entity types, of which four are commonly used in NER datasets, namely, **persons**,

locations, **organization**, and **facilities**. An only named entity type, introduced in this project, is **characteristics** of the different groups of people. The annotations are flat; overlapped, or nested entities are not allowed at the moment.

As our annotation schema matches a commonly used inventory of named entity types, it is possible to leverage upon pre-trained models and transfer learning techniques. The experimental evaluation of Razmecheno is two-fold. First, we carry out an extensive analysis of how available off-the-shelf NER tools cope with the task. The results reveal, that Natasha outperforms other tools under consideration by a small margin. However, of five named entity types, the off-the-shelf tools used to support only three. Next, we experiment with four state-of-the-art pre-trained Transformers. A monolingual model, ruBERT significantly outperforms other Transformers, followed by a multilingual model XLM-ROBERTa.

There are a few directions for Razmecheno development. We plan to annotate the collected sentences for other information extraction tasks, including co-reference resolution, relation extraction, and entity linking. This way, Razmecheno could serve as a test-bed for end-to-end information extraction models. Experiments in domain adaptation and cross-lingual transfer from other languages are another research line. Finally, we have set up the whole environment to annotate texts from “Prozhito”, so that diaries from other periods can be marked up with a little effort.

6. Bibliographical References

- Liang, Y., Duan, N., Gong, Y., Wu, N., Guo, F., Qi, W., Gong, M., Shou, L., Jiang, D., Cao, G., et al. (2020). Xglue: A new benchmark dataset for cross-lingual pre-training, understanding and generation. In *Proceedings of the 2020 Conference on Empirical Methods in Natural Language Processing (EMNLP)*, pages 6008–6018.
- Wang, X., Zhang, Y., Ren, X., Zhang, Y., Zitnik, M., Shang, J., Langlotz, C., and Han, J. (2019). Cross-type biomedical named entity recognition with deep multi-task learning. *Bioinformatics*, 35(10):1745–1752.

Weber, L., Sanger, M., Munchmeyer, J., Habibi, M., Leser, U., and Akbik, A. (2020). Hunflair: an easy-to-use tool for state-of-the-art biomedical named entity recognition. *arXiv preprint arXiv:2008.07347*.

7. Language Resource References

Bamman, D., Papat, S., and Shen, S. (2019). An annotated dataset of literary entities. In *Proceedings of the 2019 Conference of the North American Chapter of the Association for Computational Linguistics: Human Language Technologies, Volume 1 (Long and Short Papers)*, pages 2138–2144.

Benikova, D., Biemann, C., and Reznicek, M. (2014). Nosta-d named entity annotation for german: Guidelines and dataset. In *Proceedings of the Ninth International Conference on Language Resources and Evaluation (LREC'14)*, pages 2524–2531.

Brooke, J., Hammond, A., and Baldwin, T. (2016). Bootstrapped text-level named entity recognition for literature. In *Proceedings of the 54th Annual Meeting of the Association for Computational Linguistics (Volume 2: Short Papers)*, pages 344–350.

Gareev, R., Tkachenko, M., Solovyev, V., Simanovsky, A., and Ivanov, V. (2013). Introducing baselines for russian named entity recognition. In *International Conference on Intelligent Text Processing and Computational Linguistics*, pages 329–342. Springer.

Ghaddar, A. and Langlais, P. (2017). Winer: A wikipedia annotated corpus for named entity recognition. In *Proceedings of the Eighth International Joint Conference on Natural Language Processing (Volume 1: Long Papers)*, pages 413–422.

Hovy, E., Marcus, M., Palmer, M., Ramshaw, L., and Weischedel, R. (2006). Ontonotes: the 90% solution. In *Proceedings of the human language technology conference of the NAACL, Companion Volume: Short Papers*, pages 57–60.

Jorgensen, F., Aasmoe, T., Husevag, A.-S. R., Ovreid, L., and Velldal, E. (2020). Norne: Annotating named entities for norwegian. In *Proceedings of the 12th Language Resources and Evaluation Conference*, pages 4547–4556.

Loukachevitch, N., Artemova, E., Batura, T., Braslavski, P., Denisov, I., Ivanov, V., Manandhar, S., Pugachev, A., and Tutubalina, E. (2021). NEREL: A Russian dataset with nested named entities, relations and events. In *Proceedings of the International Conference on Recent Advances in Natural Language Processing (RANLP 2021)*, pages 876–885, Held Online, September. INCOMA Ltd.

Mohit, B., Schneider, N., Bhowmick, R., Oflazer, K., and Smith, N. A. (2012). Recall-oriented learning of named entities in arabic wikipedia. In *Proceedings of the 13th Conference of the European Chapter of the Association for Computational Linguistics*, pages 162–173.

Piskorski, J., Laskova, L., Marcinczuk, M., Pivovarova, L., Priban, P., Steinberger, J., Yangarber, R., et al.

(2019). The second cross-lingual challenge on recognition, normalization, classification, and linking of named entities across slavic languages. In *Proceedings of the 7th Workshop on Balto-Slavic Natural Language Processing*. ACL.

Sang, E. F. and De Meulder, F. (2003). Introduction to the conll-2003 shared task: Language-independent named entity recognition. *arXiv preprint cs/0306050*.

Starostin, A., Bocharov, V., Alexeeva, S., Bodrova, A., Chuchunkov, A., Dzhumaev, S., Efimenko, I., Granovsky, D., Khoroshevsky, V., Krylova, I., et al. (2016). Factrueval 2016: Evaluation of named entity recognition and fact extraction systems for russian. In *Proc Dialogue, Russian International Conference on Computational Linguistics*.

Tedeschi, S., Maiorca, V., Campolungo, N., Ceconi, F., and Navigli, R. (2021). WikiNEuRal: Combined neural and knowledge-based silver data creation for multilingual NER. In *Findings of the Association for Computational Linguistics: EMNLP 2021*, pages 2521–2533, Punta Cana, Dominican Republic, November. Association for Computational Linguistics.

Walker, C., Strassel, S., Medero, J., and Maeda, K. (2005). Ace 2005 multilingual training corpus-linguistic data consortium. URL: <https://catalog.ldc.upenn.edu/LDC2006T06>.

Wohlgenannt, G., Chernyak, E., and Ilvovsky, D. (2016). Extracting social networks from literary text with word embedding tools. In *Proceedings of the Workshop on Language Technology Resources and Tools for Digital Humanities (LT4DH)*, pages 18–25.

Xu, J., Wen, J., Sun, X., and Su, Q. (2017). A discourse-level named entity recognition and relation extraction dataset for chinese literature text. *arXiv preprint arXiv:1711.07010*.

A. Models performance on different datasets

Models	factru			ne5			bsnlp			razmecheno		
	PER	LOC	ORG	PER	LOC	ORG	PER	LOC	ORG	PER	LOC	ORG
SpaCy	0.901	0.886	0.765	0.967	0.928	0.918	0.919	0.823	0.693	0.64	0.54	0.16
Stanza	0.943	0.865	0.687	0.923	0.753	0.734	0.938	0.838	0.724	0.69	0.4	0.11
Natasha	0.959	0.915	0.825	0.984	0.973	0.951	0.944	0.834	0.718	0.77	0.54	0.14
ruBERT-tiny	0.619	0.395	0.558	0.619	0.414	0.564	0.318	0.333	0.180	0.738	0.748	0.4
ruBERT	0.548	0.358	0.461	0.883	0.777	0.856	0.483	0.451	0.423	0.854	0.793	0.4
ruRoBERTa	0.468	0.261	0.406	0.768	0.593	0.687	0.192	0	0	0.795	0.729	0.166
XLM-RoBERTa	0.879	0.763	0.78	0.963	0.936	0.944	0.762	0.899	0.726	0.825	0.742	0.333

Table 7: See Section 2.1 for the review of these corpora in the Nerus suite. The data on the performance for off-the-shelf were taken from Natasha project ¹⁸

¹⁸<https://github.com/natasha/slovnet#ner>

B. Off-the-Shelf models' span recognition

To evaluate how precise off-the-shelf models are in span recognition, we divide all cases of recognition in 11 groups:

- **left more**: the right border of a span was detected correctly but on the left border a model included more words than in our annotation;
- **right more**: more words were included into a span on the right side;
- **left less**: the right border was correctly detected but on the left side one or more words were missing;
- **right less**: the left border was detected but on the right side less words were included;
- **more**: on both sides a model annotated more words than in the data;
- **less**: on the both sides a model detected a smaller span;
- **equal**: a model detected a span correctly;
- **left right**: the borders of a span were shifted from left to right, i.e. on the left side less words were included and on the right side a model detected some extra words;
- **right left**: the borders of a span were shifted from right to left;
- **not found**: models did not find a span or annotated it with a wrong tag;
- **false detected**: models found spans that were not in the manual annotation.

Figure 5 shows the absolute number of cases of each type described above.

		Natasha								SpaCy					
left_more	0	1	0	0	0	0	0	left_more	0	2	0	0	0	0	0
right_more	0	0	0	0	0	0	0	right_more	0	0	0	0	0	0	0
left_less	0	0	0	0	0	0	0	left_less	0	6	0	0	0	0	0
right_less	0	1	0	0	0	0	0	right_less	0	3	0	0	0	0	0
more	0	0	0	0	0	0	0	more	0	0	0	0	0	0	0
less	0	0	0	1	0	0	0	less	0	0	0	1	0	0	0
equal	0	65	18	1	0	0	0	equal	0	50	18	1	0	0	0
left_right	0	0	0	1	0	0	0	left_right	0	0	0	1	0	0	0
right_left	0	0	0	0	0	0	0	right_left	0	0	0	0	0	0	0
not_found	35	7	2	0	0	1	0	not_found	36	12	2	0	0	1	0
false_detected	0	0	0	0	0	0	0	false_detected	0	0	0	0	0	0	0
		CHAR	PER	LOC	ORG	MISC	FAC			CHAR	PER	LOC	ORG	MISC	FAC

		Stanza					
left_more	0	3	0	0	0	0	
right_more	0	0	0	0	0	0	
left_less	0	1	0	0	0	0	
right_less	0	2	0	0	0	0	
more	0	0	0	0	0	0	
less	0	0	0	0	0	0	
equal	0	56	16	1	0	0	
left_right	0	0	0	0	0	0	
right_left	0	0	0	0	0	0	
not_found	35	9	4	1	0	1	
false_detected	0	0	0	0	0	0	
		CHAR	PER	LOC	ORG	MISC	FAC

Figure 5: Off-the-shelf tools' mistakes in span recognition for each entity

C. Transformers hyper-parameters

Models	Number of epochs	Learning rate	Weight decay
ruBERT-tiny	50	1e-5	3e-5
ruBERT	10	1e-4	2e-5
ruRoBERTa	5	1e-5	2e-5
XLM-RoBERTa	10	3e-5	1e-4

Table 8: Transformer architectures' hyperparameters

D. Transformers confusion matrix

		ruBERT								ruBERT-tiny					
CHAR	1.1	0	0	0.13	0	0	CHAR	1.2	0	0	0.37	0	0.01		
FAC	0	0.06	0	0	0	0	FAC	0	0.07	0	0	0	0		
LOC	0	0	0.49	0.02	0	0	LOC	0	0	0.69	0.04	0	0.03		
O	0.52	0	0.24	93	0.04	0.99	O	0.52	0.01	0.39	91	0.03	1.9		
ORG	0	0	0	0.15	0.02	0	ORG	0	0	0	0.15	0.01	0		
PER	0	0	0	0.02	0	3.4	PER	0	0	0	0.09	0	3.8		
	CHAR	FAC	LOC	O	ORG	PER		CHAR	FAC	LOC	O	ORG	PER		

		ruRoBERTa								XLM-R					
CHAR	1.2	0	0	0.08	0	0	CHAR	1.3	0	0	0.11	0	0		
FAC	0	0.1	0	0	0	0	FAC	0	0.048	0	0	0.048	0		
LOC	0	0	0.62	0.06	0	0	LOC	0	0	0.58	0.048	0	0		
O	0.97	0.21	0.43	90	0.21	2.2	O	0.34	0.13	0.29	91	0.032	1.5		
ORG	0	0	0	0.14	0.02	0	ORG	0	0	0	0.11	0.016	0		
PER	0	0	0	0.02	0	4	PER	0	0	0	0	0	4.1		
	CHAR	FAC	LOC	O	ORG	PER		CHAR	FAC	LOC	O	ORG	PER		

Figure 6: Confusion matrix of ruBERT, ruBERT-tiny, ruRoBERTa and XLM-RoBERTa models' results on the test dataset