

Euclidean and Affine Curve Reconstruction

Jose Agudelo ¹ University of New Mexico joseagudelo@unm.edu orcid: 0000-0001-5052-2112	Brooke Dippold ² Longwood University brookedippold1@gmail.com orcid: 0000-0001-9274-6704	Ian Klein ³ NCSU iklein@ncsu.edu orcid:0000-0003-1140-226X
Alex Kokot ⁴ University of Washington akokot@uw.edu orcid: 0000-0001-6163-6051	Eric Geiger ⁵ Yale University eric.geiger@yale.edu orcid:0000-0002-5296-0199	Irina Kogan ⁶ NCSU iakogan@ncsu.edu orcid: 0000-0001-8212-6296

Abstract

We consider practical aspects of reconstructing planar curves with prescribed Euclidean or affine curvatures. These curvatures are invariant under the special Euclidean group and the equi-affine groups, respectively, and play an important role in computer vision and shape analysis. We discuss and implement algorithms for such reconstruction, and give estimates on how close reconstructed curves are relative to the closeness of their curvatures in appropriate metrics. Several illustrative examples are provided.

Keywords: Planar curves; Euclidean and affine transformations; Euclidean and affine curvatures; Curve reconstruction; Picard iterations; Distances.

MSC: 53A04, 53A15, 53A55, 34A45, 68T45.

1 Introduction

Rigid motions – compositions of translation, rotations and reflections – are fundamental transformations on the plane studied in a high-school geometry course. Two shapes related by these transformations are called *congruent*. The geometry studied

¹Jose Agudelo was an undergraduate at NDSU when this REU project was performed.

²Brooke Dippold was an undergraduate at Longwood University when this REU project was performed.

³Ian Klein was an undergraduate at Carleton College when this REU project was performed.

⁴Alex Kokot was an undergraduate at the University of Notre Dame when this REU project was performed.

⁵Eric Geiger was a graduate student at NCSU and a mentor for this REU project.

⁶Irina Kogan is a Professor of Mathematics at NCSU and a mentor for this REU project.

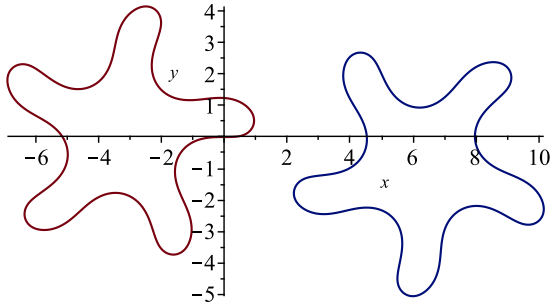


Figure 1: A special Euclidean transformation is a composition of a rotation and a translation.

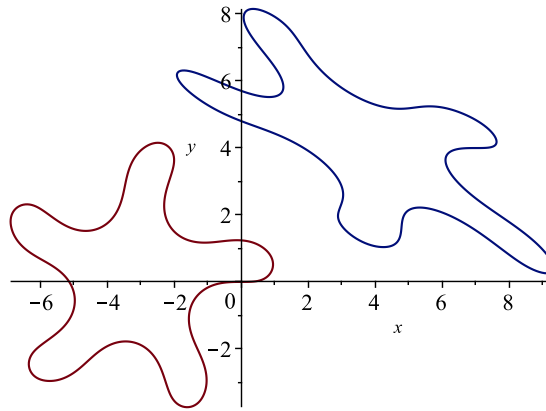


Figure 2: An equi-affine transformation is a composition of a linear, area and orientation preserving transformation and a translation.

in high-school is based on the set of axioms formulated by Euclid about 300BC and is called the *Euclidean geometry*. Rigid motions comprise the set of all transformations on the plane that preserve Euclidean distance between two points. A composition of two rigid motions is again a rigid motion, and the set of all rigid motions with the binary operation defined by a composition satisfies the definition of a group (see Section 2.1). Naturally, this group is called the *Euclidean group* and is denoted by $E(2)$, where 2 indicates that the motions are considered in the 2-dimensional space, the plane.

To a human eye, two figures look the same if they are related by a rigid motion. However, since a reflection changes the orientation of an object, a group of orientation-preserving rigid motions, consisting of rotations and translations only, is often considered. This group is called the *special Euclidean group* and is denoted by $SE(2)$. In many applications, the congruence with respect to other groups are considered. For example, two shadows cast by the same object onto two different planes by blocking the rays of light emitted from a lamp are related by a projective transformation. If a light source can be considered to be infinitely far away (like a sun), then the shadows are related by an affine transformation. See [9] for an excellent exposition of the roles played by projective, affine, equi-affine, and (special) Euclidean transformations in computer vision. Staring in the 19th century, it was widely accepted that Euclidean geometry, although the most intuitive, is not the only possible consistent geometry, and that congruence can be defined relative to other transformations groups [10].

In this work, we consider congruence of planar curves relative to the special Euclidean group $SE(2)$ and the *equi-affine group* $SA(2)$. The latter group consists of compositions of linear, area and orientation preserving transformations and translations, and is sometimes called the *special-affine group*. In Figure 1, we show two curves related by a special Euclidean transformation, while in Figure 2 we show two curves

related by an equi-affine transformation. For applications of curve matching under affine transformations see, for instance, [2–4, 6].

It is widely known that two sufficiently smooth planar curves are $SE(2)$ -congruent if they have the same Euclidean curvature κ as a function of the Euclidean arc-length s . Somewhat less familiar, but also known from 19th century, are the notions of curvature and arc-length in other geometries, in particular in special affine geometry, [8]. Similarly to the Euclidean case, one can show that two sufficiently smooth planar curves are $SA(2)$ -congruent if they have the same affine curvature μ as a function of the affine arc-length α . Knowing that the curvature as a function of the arc-length determines a curve up to the relevant group of transformations, it is natural to ask two questions:

1. Is there a practical algorithm to reconstruct a curve from its curvature up to the relevant transformation group?
2. If two curvatures are close to each other in a certain metric, how close can the reconstructed curves be brought to each other by an element of the relevant transformation group?

In this paper, we study both of these questions, by methods and techniques that are well known. Namely, we review and implement a procedure for reconstructing a curve from its Euclidean curvature by successive integrations. The procedure for reconstructing curves from its affine curvature is more complicated and is based on Picard iterations. An implementation of these procedures can be found at https://egeig.com/research/curve_reconstruction. In Theorem 12, we show how close, relative to the Hausdorff metric, two curves can be brought together by a special Euclidean transformation if their Euclidean curvatures are δ -close in L^∞ -norm. Theorem 19 addresses the same question in the equi-affine case.

Many of the theoretical results presented in this paper are well known and the new results presented here are hardly surprising. However, combined together and illustrated by specific examples, we believe, they contribute to a better understanding of a classical, but important problem, relevant in many modern applications. This paper is a result of an REU project, which turned out to be of a great pedagogical value, as it taught the students to combine the results and methods from various subjects: differential geometry, algebra, analysis and numerical analysis. In addition, this project involved theoretical work and the work of designing and implementing algorithms. The multidisciplinary nature of this project, on one hand, and its accessibility, on the other hand, allowed the undergraduate participants to truly experience the richness and challenges of mathematical research. We hope that we are able to convey to the reader the enjoyment of various aspects of the mathematical research that we experienced while working on the project.

The paper is structured as follows. Section 2 contains preliminaries and is split in the following subsections. In Section 2.1, we review the definitions of groups and group actions and then define the notion of congruence and symmetry of curves relative to a given group. In Sections 2.2 and 2.3, we follow [8] to define Euclidean and affine moving frames and invariants. In Section 2.4, we introduce norms and distances in the spaces of functions, matrices, matrices of functions, and curves that are used in this

paper and establish some useful inequalities. In Section 2.5, we establish some results about convergence of matrices and their norms.

Section 3 contains explicit formulas for reconstructing a curve from its Euclidean curvature function and gives an upper bound on the closeness of reconstructed curves with close Euclidean curvatures. Section 4 introduces a Picard iteration scheme for reconstructing a curve from its affine curvature function and gives an upper bound on the closeness of reconstructed curves with close affine curvatures. In the appendix, we derive power series for curves whose affine curvatures are given by a monomial.

2 Preliminaries

2.1 Congruence and symmetry of the planar curves

To keep the presentation self-contained, we remind the reader the standard definitions of groups and group-actions.

Definition 1. A *group* is a set G with a binary operation “ \cdot ”: $G \times G \rightarrow G$ that satisfies the following properties:

1. *Associativity*: $(g_1 \cdot g_2) \cdot g_3 = g_1 \cdot (g_2 \cdot g_3)$, $\forall g_1, g_2, g_3 \in G$
2. *Identity element*: There exists a unique $e \in G$, such that $e \cdot g = g \cdot e = g$, $\forall g \in G$.
3. *Inverse element*: For each $g \in G$, there exists an element $h \in G$ such that $g \cdot h = h \cdot g = e$. We denote $g^{-1} := h$.

Definition 2. An *action* of a group G on a set P is a map $\phi: G \times P \rightarrow P$ satisfying the following properties:

1. *Associativity*: $\phi(g_1 \cdot g_2, p) = \phi(g_1, \phi(g_2, p))$, $\forall g_1, g_2 \in G$ and $\forall p \in P$
2. *Action of the identity element*: $\phi(e, p) = p$, $\forall p \in P$.

We denote $\phi(g, p) := gp$. Each element $g \in G$ determines a bijective map $g: P \rightarrow P$, $p \rightarrow gp$.

Groups are often defined through their actions. For example, a *rotation* in the plane by angle $\theta > 0$ about the origin in the counter-clockwise direction sends a point (x, y) in the plane to a point

$$(\bar{x}, \bar{y}) = (x \cos \theta - y \sin \theta, x \sin \theta + y \cos \theta) = (x, y)R_\theta^{-1}, \quad (1)$$

where the 2×2 matrix R_θ is given by

$$R_\theta = \begin{pmatrix} \cos \theta & -\sin \theta \\ \sin \theta & \cos \theta \end{pmatrix}. \quad (2)$$

We multiply by the matrix on the right because we treat points (and vectors) in \mathbb{R}^2 as *row vectors*. We invert the matrix to satisfy the associativity property in the definition

of the group action ¹. Rotation by $\theta = 0$ corresponds to the identity matrix and leaves all points in place, while R_θ with $\theta < 0$ corresponds to the clockwise rotation by angle $|\theta|$. The set of matrices $\{R_\theta \mid \theta \in \mathbb{R}\}$ with the binary operation given by matrix multiplication satisfies the definition of a group. This group is called the *special orthogonal group* and is denoted by $SO(2)$. The word *special* in the name of the group indicates that $\det(\mathbb{R}_\theta) = 1$ and so the orthonormal bases defined by its columns (or rows) is positively oriented. In fact, the group $SO(2)$ consists of all 2×2 matrices whose two columns (or two rows) form a positively oriented orthonormal basis in \mathbb{R}^2 . The map $\phi: SO(2) \times \mathbb{R}^2 \rightarrow \mathbb{R}^2$ defined by (1) satisfies the definition of a group-action. The associativity property in Definition 2 states that the action of the product of matrices $R_{\theta_1} \cdot R_{\theta_2}$ is the composition of the rotation by angle θ_2 followed by rotation by angle θ_1 .

The *translation* in the plane by a vector $\mathbf{v} = (a, b)$ sends a point (x, y) to a point

$$(\bar{x}, \bar{y}) = (x, y) + (a, b) = (x + a, y + b) \quad (3)$$

The set of vectors $\mathbf{v} \in \mathbb{R}^2$ with the binary operation given by vector addition satisfies the definition of a group, with the zero vector being the identity element of this group. Formula (3) describes the action of this group on the plane. A composition of a rotation by θ followed by a translation by \mathbf{v} sends a point (x, y)

$$(\bar{x}, \bar{y}) = (x \cos \theta - y \sin \theta + a, x \sin \theta + y \cos \theta + b) = (x, y)R_\theta^{-1} + \mathbf{v}. \quad (4)$$

The set of all compositions of rotations and translations also satisfies the definition of the group. It is called the *special Euclidean group* and denoted $SE(2)$. This is the group of all transformations in the plane that preserves distances (and, therefore, angles) in the plane, as well as the orientation. A composition of a rotation/translation pair $(R_{\theta_2}, \mathbf{v}_2)$ followed by a pair $(R_{\theta_1}, \mathbf{v}_1)$ is equivalent to rotation $R_{\theta_1}R_{\theta_2} = R_{\theta_1+\theta_2}$ followed by a translation by the vector $\mathbf{v}_2R_{\theta_1}^{-1} + \mathbf{v}_1$. Thus we can think of the special Euclidean group as the set of pairs $\{(R_\theta, \mathbf{v}) \mid R_\theta \in SO(2), \mathbf{v} \in \mathbb{R}^2\}$ with a group operation

$$(R_{\theta_1}, \mathbf{v}_1) \cdot (R_{\theta_2}, \mathbf{v}_2) = \left(R_{\theta_1}R_{\theta_2}, \mathbf{v}_2R_{\theta_1}^{-1} + \mathbf{v}_1 \right). \quad (5)$$

In other words, $SE(2) = SO(2) \ltimes \mathbb{R}^2$ is a semi-direct product of translation and rotation groups.

If in (4) and (5), we replace the rotation matrix R_θ with an arbitrary non-singular 2×2 matrix M , we obtain an action of the *affine group*, $A(2) = GL(2) \ltimes \mathbb{R}^2$, a semi-direct product of the group of invertible linear transformations and translations. Restricting the matrix M to the group of *unimodular* matrices $SL(2) = \{M \mid \det(M) = 1\}$, we obtain a smaller group which is called the *special affine* or the *equi-affine* group² $SA(2) = SL(2) \ltimes \mathbb{R}^2$. A generic $SA(2)$ -transformation does not preserve distance or angles, but it preserves areas.

An action of a group on the plane induces the action on the curves in the plane. In this paper, we consider curves satisfying the following definition.

¹Since rotation matrices commute, the associativity property will be satisfied without the inversion, but it is essential for generalizations to other groups.

²From now on we will use the term *equi-affine*.

Definition 3 (Planar curve). A planar *curve* \mathcal{C} is the image of a *continuous locally injective*³ map $\gamma: \mathbb{R} \rightarrow \mathbb{R}^2$. We call \mathcal{C} *closed* if its parameterization γ is periodic. We often restrict the domain of γ to an open or a closed interval $I \subset \mathbb{R}$.

If, in the subset topology, $\gamma(I)$ is homeomorphic to I , we call the image an open (or a closed) *curve segment*. If, in the subset topology, $\gamma(I)$ is homeomorphic to a circle, we call the image a *loop*. Curve segments and loops that do not have points of self-intersections and are called *simple curves*. Given a group G acting continuously on the plane, the image of a curve \mathcal{C} parametrized by γ , under a transformation $g \in G$ is the curve $g\mathcal{C} = \{gp \mid p \in \mathcal{C}\}$ parametrized by $g\gamma = g \circ \gamma$.

Definition 4. Given a group G acting on the plane, we say that two planar curves \mathcal{C}_1 and \mathcal{C}_2 are called *G -congruent* ($\mathcal{C}_1 \stackrel{G}{\cong} \mathcal{C}_2$) if there exists $g \in G$, such that $\mathcal{C}_2 = g\mathcal{C}_1$.

Definition 5. An element $g \in G$ is a *G -symmetry of \mathcal{C}* if

$$g\mathcal{C} = \mathcal{C}.$$

It easy to show that the set of such elements, denoted $\text{sym}_G(\mathcal{C})$, is a subgroup of G , called the *G -symmetry group of \mathcal{C}* . The cardinality of $\text{sym}(\mathcal{C})$ is called the *symmetry index* of \mathcal{C} and is denoted by $\text{sym-index}(\mathcal{C})$.

In Figure 1, we show two $SE(2)$ -congruent curves, each with five $SE(2)$ -symmetries. In Figure 2, we show two $SA(2)$ -congruent curves, each with five $SA(2)$ -symmetries. As a side remark, we can note that the five $SA(2)$ -symmetries of the left curve in Figure 2 are, in fact, belong to $SE(2)$, while the five $SA(2)$ -symmetries of the right curve are not. The method of moving frames, pioneered by Bartels, Frenet, Serret, Cotton, and Darboux, and greatly extended by Cartan, allows to solve the G -congruence problem for sufficiently smooth curves⁴ by assigning a frame of basis vectors along a curve, in a way that is compatible with the G -action. We will review this classical construction of such frames for the $SE(2)$ and $SA(2)$ actions by following, for the most part, the exposition given in [8]. For a more detailed history and generalizations to arbitrary Lie group-actions see [11].

2.2 Euclidean moving frame and invariants

The $SE(2)$ -frame at point p of a planar curve \mathcal{C} consists of the unit tangent vector $T(p)$ and the unit normal vector $N(p)$. Orientation for $T(p)$ is defined by the parameterization γ of \mathcal{C} , while the orientation for $N(p)$ is chosen so that the pair of vectors $T(p)$ and $N(p)$ is positively oriented, i.e. the closest rotation from $T(p)$ to $N(p)$ is counter-clockwise. Considering T and N to be row vectors, we combine them into an *$SE(2)$ -frame matrix*

$$A_{\mathcal{C}}(p) = \begin{pmatrix} T(p) \\ N(p) \end{pmatrix}. \tag{6}$$

³A map $\gamma: I \rightarrow \mathbb{R}^2$, where I is an open subset of \mathbb{R} is *locally injective* if for any $t \in I$, there exists an open neighborhood $J \subset I$, such that $\gamma|_J$ is injective.

⁴A curve is called C^k -smooth if the k -th derivative of its parametrization γ is continuous.

An important observation is that $A_{\mathcal{C}}(p)$ is an orthogonal matrix. In fact, it is precisely the rotation matrix which brings the moving frame basis consisting of $T(p)$ to $N(p)$ to the standard orthonormal basis in \mathbb{R}^2 under the action (1). An element $g \in SE(2)$ acting on \mathbb{R}^2 maps the curve \mathcal{C} to $\tilde{\mathcal{C}}$, the point p to \tilde{p} . Since the $SE(2)$ -action preserves tangency and length, it will map the $SE(2)$ -frame at $p \in \mathcal{C}$ to the $SE(2)$ -frame at $\tilde{p} \in \tilde{\mathcal{C}}$. See Figure 3 for an illustration. This compatibility property of the frame is called *equivariance* and can be expressed as

$$A_{g\mathcal{C}}(gp) = A_{\mathcal{C}}(p)R_g^{-1}, \quad (7)$$

where \mathcal{C} is an arbitrary curve, $p \in \mathcal{C}$, $g \in SE(2)$, R_g is the rotational part of the transformation g .

It is well known that any C^1 -smooth curve \mathcal{C} can be parametrized

$$\gamma: s \rightarrow p = \gamma(s),$$

so that

$$T(s) = \gamma_s(s) \quad (8)$$

is the unit tangent vector at the point $\gamma(s) \in \mathcal{C}$. (Here and below, a variable in the subscript denotes the differentiation with respect to this variable). Explicitly, if $\hat{\gamma}: t \rightarrow \gamma(t) = (x(t), y(t))$ is any parametrization of \mathcal{C} , then

$$s(t) = \int_0^t |\hat{\gamma}_\tau| d\tau = \int_0^t \sqrt{x'(\tau)^2 + y'(\tau)^2} d\tau.$$

The parameter s is called the *Euclidean arc-length* parameter. Its differential

$$ds = |\hat{\gamma}_t| dt \quad (9)$$

is called the infinitesimal *Euclidean arc-length*. Clearly, the integral of ds along a curve segment produces the Euclidean length of the curve-segment.

We now assume that \mathcal{C} is C^2 -smooth and note that the differentiation of the identity $|T(s)| = 1$ implies that $T_s(s)$ is orthogonal to $T(s)$, and so $T_s(s)$ is proportional to $N(s)$. Thus there is a function $\kappa(s)$, called the *Euclidean curvature function*, such that

$$T_s(s) = \kappa(s)N(s). \quad (10)$$

Explicitly, $\kappa(s) = \pm|\gamma_{ss}|$, with “+” when the rotation from γ_s to γ_{ss} is counterclockwise and “−” otherwise. For an arbitrary parameterization $\hat{\gamma}(t)$, we have

$$\kappa(t) = \frac{\det(\hat{\gamma}_t, \hat{\gamma}_{tt})}{|\hat{\gamma}_t|^3}. \quad (11)$$

The Euclidean curvature of a circle of radius r is constant and is equal to $\frac{1}{r}$. The Euclidean curvature of \mathcal{C} at p equals the curvature of its osculating circle ⁵ at p .

⁵The osculating circle to \mathcal{C} at p passes through p , and the derivatives of the arc-length parameterizations at $s = 0$ (whith $s = 0$ corresponding to p) of the osculating circle and \mathcal{C} coincide up to the second order.

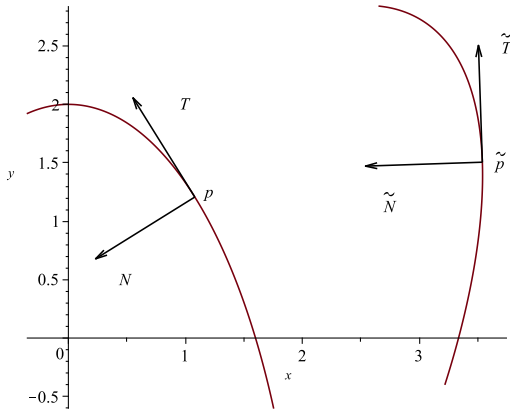


Figure 3: An action of $SE(2)$ preserves the length and angle of the Euclidean tangent and normal vectors.

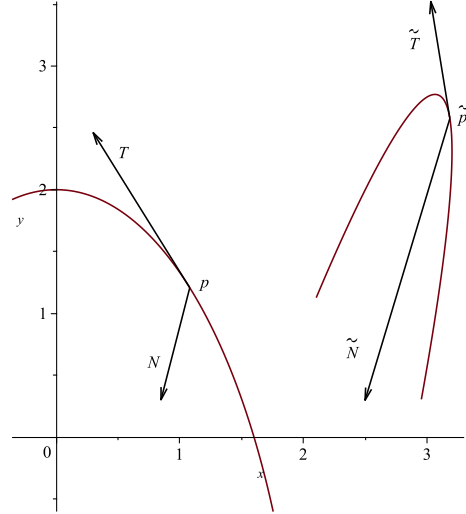


Figure 4: An action of $SA(2)$ preserves the area between the affine tangent and normal vectors, but not necessarily the length and angle.

Since $|N(s)| = 1$, then $N_s(s)$ is proportional to $T(s)$. Furthermore, differentiating the scalar product identity $T(s) \cdot N(s) = 0$, we conclude:

$$N_s(s) = -\kappa(s)T(s). \quad (12)$$

Equations (10) and (12) are called *Frenet equations* and can be written in the matrix form as

$$A_s = CA,$$

where A is the Euclidean frame matrix (6), while

$$C(s) = A_s(s)A(s)^{-1} = \begin{pmatrix} 0 & \kappa(s) \\ -\kappa(s) & 0 \end{pmatrix} \quad (13)$$

is the Euclidean *Cartan matrix*. From the equivariance property (7), the $SE(2)$ -invariance⁶ of C and, therefore, of κ follows:

$$\kappa_g \mathcal{C}(gp) = \kappa_{\mathcal{C}}(p),$$

where \mathcal{C} is an arbitrary curve, $p \in \mathcal{C}$, $g \in SE(2)$.

⁶The Euclidean curvature κ changes its sign under reflections and, therefore, is not invariant under the full Euclidean group $E(2)$. Nonetheless, it is customary called the *Euclidean curvature* rather than the *special Euclidean curvature*.

2.3 Affine moving frame and invariants

The action of the special affine group $SA(2)$ preserves neither Euclidean distances nor angles. Thus the Euclidean moving frame consisting of the unit tangent and the unit normal at each point of a curve \mathcal{C} is not compatible with the $SA(2)$ -action. However, the $SA(2)$ -action preserves areas, and we can use this property to define an $SA(2)$ -equivariant frame.

It turns out that any C^2 -smooth curve \mathcal{C} can be parametrized by

$$\gamma: \alpha \rightarrow p = \gamma(\alpha),$$

so that the area of the parallelogram defined by vectors

$$T(p) = \gamma_\alpha \text{ and } N(p) = \gamma_{\alpha\alpha} \tag{14}$$

is 1 and the closest rotation from $T(p)$ to $N(p)$ is counter-clockwise. The parameter α is called the *affine arc-length parameter*. Explicitly, if $\hat{\gamma}: t \rightarrow \gamma(t) = (x(t), y(t))$ is any parametrization of \mathcal{C} , then

$$\alpha(t) = \int_0^t \det(\hat{\gamma}_\tau(\tau), \hat{\gamma}_{\tau\tau}(\tau))^{1/3} d\tau. \tag{15}$$

Recalling formulas (9) and (11), we rewrite (15) in term of the Euclidean curvature and arc-length:

$$\alpha(s) = \int_0^s \kappa(\tau)^{1/3} d\tau. \tag{16}$$

Vectors $T(p) = \gamma_\alpha$ and $N(p) = \gamma_{\alpha\alpha}$ are called the *affine tangent and normal* to \mathcal{C} at p , respectively. It is important to note that although $T(p)$ is tangent to \mathcal{C} at p , it is, in general, not of unit length, while $N(p)$, in general, is neither normal to \mathcal{C} at p nor of unit length. The *$SA(2)$ -frame matrix* is then defined by

$$A_{\mathcal{C}}(p) = \begin{pmatrix} T(p) \\ N(p) \end{pmatrix} = \begin{pmatrix} \gamma_\alpha \\ \gamma_{\alpha\alpha} \end{pmatrix}. \tag{17}$$

An important observation is that, by construction, $\det(A_{\mathcal{C}}(p)) = 1$. In fact, this is the matrix of the unimodular linear transformation which brings the affine moving frame basis consisting of $T(p)$ to $N(p)$ to the standard orthonormal basis under the action on row vectors $\mathbf{v} \rightarrow \mathbf{v}M^{-1}$.

The affine moving frame is $SA(2)$ -equivariant: an element $g \in SA(2)$ mapping the curve \mathcal{C} to $\tilde{\mathcal{C}}$ and the point $p \in \mathcal{C}$ to the point $\tilde{p} \in \tilde{\mathcal{C}}$, also maps the affine tangent and normal at $p \in \mathcal{C}$ to the affine tangent and normal vectors $\tilde{p} \in \tilde{\mathcal{C}}$. See Figure 4 for an illustration. In the matrix form, this can be expressed as

$$A_{g\mathcal{C}}(gp) = A_{\mathcal{C}}(p)M_g^{-1}, \tag{18}$$

where \mathcal{C} is an arbitrary curve, $p \in \mathcal{C}$, $g \in SA(2)$, and M_g is the matrix part of g .

By definition:

$$T_\alpha(\alpha) = N(\alpha). \tag{19}$$

Using this and differentiating the identity $\det(T(\alpha), N(\alpha)) = 1$ with respect to α we obtain $\det(T(\alpha), N_\alpha(\alpha)) = 0$. This implies that N_α is proportional to T , and, therefore, there is a function $\mu(\alpha)$, called the *affine curvature function*, such that

$$N_\alpha(\alpha) = -\mu(\alpha)T(\alpha), \quad (20)$$

where

$$\mu(\alpha) = -\det(N_\alpha(\alpha), N(\alpha)) = \det(\gamma_{\alpha\alpha}(\alpha), \gamma_{\alpha\alpha\alpha}(\alpha)). \quad (21)$$

If $\hat{\gamma}(t)$ is an arbitrary parameterization of \mathcal{C} , then the formula for $\mu(t)$ is rather long (see formula (7-24) in [8]), but we can get a more concise formula in terms of the Euclidean curvature and the Euclidean arc-length [12]:

$$\mu = \frac{3\kappa(\kappa_{ss} + 3\kappa^3) - 5\kappa_s^2}{9\kappa^{8/3}}. \quad (22)$$

The affine curvature of a conic is constant (see Section 4 for the details). The affine curvature of \mathcal{C} at p is the curvature of the osculating conic ⁷ at p .

Equations (19) and (20) are the affine version of the Frenet equations and can be written in the matrix form as

$$A_\alpha(\alpha) = C(\alpha)A(\alpha), \quad (23)$$

where A is the affine frame matrix (17), while

$$C(\alpha) = A_\alpha(\alpha)A(\alpha)^{-1} = \begin{pmatrix} 0 & 1 \\ -\mu(\alpha) & 0 \end{pmatrix} \quad (24)$$

is the *affine Cartan matrix*. From the equivariance property (18), the *SA(2)-invariance*⁸ of C and, therefore, of μ follows:

$$\mu_{g\mathcal{C}}(gp) = \mu_{\mathcal{C}}(p),$$

where \mathcal{C} is an arbitrary curve, $p \in \mathcal{C}$, and $g \in SA(2)$.

2.4 Norms and distances

For a function $f(t)$ on a closed interval $[0, L]$, let

$$\|f\|_{[0,L]} := \max_{t \in [0,L]} \{|f(t)|\}. \quad (25)$$

For a $k \times \ell$ matrix A with real entries we define:

$$\langle A \rangle := \max_{\substack{i=1,\dots,k \\ j=1,\dots,\ell}} \{|a_{ij}|\}, \quad (26)$$

⁷The osculating conic to \mathcal{C} at p passes through p , and the derivatives of the affine arc-length parameterizations at $\alpha = 0$ (with $\alpha = 0$ corresponding to p) of the osculating conic and \mathcal{C} coincide up to the third order.

⁸The affine curvature μ is scaled under non-unimodular linear transformations and, therefore, is not invariant under the full affine group $A(2)$. Nonetheless, following [8], we use the term *affine curvature* rather than the *special* or *equi-* affine curvature.

where a_{ij} are the entries of A and $|\cdot|$ is the usual absolute value. If $A(t)$ is a matrix whose entries are functions on a real interval $[0, L]$, we define a real valued function

$$\langle A \rangle (t) := \langle A(t) \rangle. \quad (27)$$

If the entries of $A(t)$ are continuous functions, it is easy to show that $\langle A \rangle (t)$ is continuous and attains its maximum value on an interval $[0, L]$. We may then define:

$$\|A\|_{[0,L]} := \|\langle A \rangle (t)\|_{[0,L]} = \max_{t \in [0,L]} \langle A(t) \rangle = \max_{\substack{t \in [0,L] \\ i=1, \dots, k \\ j=1, \dots, \ell}} \{a_{ij}(t)\}, \quad (28)$$

where the first equality is the definition, and the subsequent equalities follow from (25)–(27).

We note that $\langle \cdot \rangle$ and $\|\cdot\|_{[0,L]}$ are L^∞ norms on the vector spaces of matrices of matching sizes with real entries and functional entries, respectively, and, in particular, they satisfy the triangle inequality.

As usual, the differentiation and integration of matrices with functional entries are defined component-wise. For a matrix $A(t)$ whose entries are continuous functions on real interval $[0, L]$ and $t \in [0, L]$ we will repeatedly use the following inequalities:

$$\left\langle \int_0^t A(t) dt \right\rangle \leq \int_0^t \langle A \rangle (t) dt \leq \|A\|_{[0,t]} t \leq \|A\|_{[0,L]} t \leq \|A\|_{[0,L]} L. \quad (29)$$

For a vector $\mathbf{v} \in \mathbb{R}^\ell$, its L^∞ norm $\langle \mathbf{v} \rangle$ and its Euclidean (L^2) norm $|\mathbf{v}|$ obey the following inequality:

$$|\mathbf{v}| \leq \sqrt{\ell} \langle \mathbf{v} \rangle. \quad (30)$$

In this paper, the closeness of two curves is determined by the Hausdorff distance, and we recall its definition. Let P and Q be two subsets of \mathbb{R}^n . We define

$$d_{P,Q} = \sup_{p \in P} \inf_{q \in Q} |p - q| \text{ and } d_{Q,P} = \sup_{q \in Q} \inf_{p \in P} |p - q|.$$

Then the *Hausdorff* distance between P and Q is defined by

$$d(P, Q) = \max\{d_{PQ}, d_{QP}\}.$$

To find an upper bound for the Hausdorff distance between two *planar curves* Γ_1 and Γ_2 parameterized by $\gamma_1(t)$ and $\gamma_2(t)$ for $t \in [0, L]$ we note that

$$\begin{aligned} d_{\mathcal{C}_1, \mathcal{C}_2} &= \sup_{s \in [0,L]} \inf_{t \in [0,L]} |\gamma_1(s) - \gamma_2(t)| \leq \sup_{s \in [0,L]} |\gamma_1(s) - \gamma_2(s)| \leq \sqrt{2} \sup_{s \in [0,L]} \langle \gamma_1(s) - \gamma_2(s) \rangle \\ &= \sqrt{2} \|\gamma_1 - \gamma_2\|_{[0,L]}. \end{aligned}$$

The same inequality holds for $d_{\mathcal{C}_2, \mathcal{C}_1}$ and, therefore, for the Hausdorff distance we have:

$$d(\mathcal{C}_1, \mathcal{C}_2) \leq \sqrt{2} \|\gamma_1 - \gamma_2\|_{[0,L]}. \quad (31)$$

2.5 Convergence

We recall the definition of uniform convergence:

Definition 6. Let $\{f_n\}$ be a sequence of real valued functions on a set P . We say that $\{f_n\}$ converges to a function f *uniformly* on P if for every $\varepsilon > 0$, there exists n_ε , such that

$$|f_n(p) - f(p)| < \varepsilon \quad \text{for all } n > n_\varepsilon \text{ and all } p \in P. \quad (32)$$

The difference between the uniform and *point-wise* convergence is that one can choose n_ε which “works” for all $p \in P$. If P is an interval $[0, L]$, then uniform convergence of $\{f_n\}$ to f is equivalent to

$$\lim_{n \rightarrow \infty} \|f_n - f\|_{[0, L]} = 0.$$

Lemma 7. Let $\{f_n\}_{n=1}^\infty$ be a sequence of real valued functions on a domain P *uniformly* convergent to a function f on P . Assume further that each of the functions f_n , and also f achieve their maximum values on P , then

$$\lim_{n \rightarrow \infty} \max_{p \in P} \{f_n(p)\} = \max_{p \in P} \{f(p)\}. \quad (33)$$

Proof. By assumption there exists $\{p_n\} \subset P$ and $p_0 \in P$, such that for all $p \in P$:

$$f_n(p) \leq f_n(p_n) = m_n \text{ and } f(p) \leq f(p_0) = m_0.$$

Identity (33) can be rewritten as

$$\lim_{n \rightarrow \infty} m_n = m_0. \quad (34)$$

For an arbitrary $\varepsilon > 0$, let n_ε be such that for all $n > n_\varepsilon$ and all $p \in P$ (32) holds, and so for all $n > n_\varepsilon$ and all $p \in P$

$$f(p) - \varepsilon < f_n(p) < f(p) + \varepsilon. \quad (35)$$

Substitute p_0 in the left inequality in (35) to get

$$f(p_0) - \varepsilon = m_0 - \varepsilon < f_n(p_0) \leq m_n. \quad (36)$$

Substitute p_n in the right inequality in (35) to get

$$f_n(p_n) = m_n < f(p_n) + \varepsilon \leq m_0 + \varepsilon. \quad (37)$$

Together (36) and (37) imply that for an arbitrary $\varepsilon > 0$, there exists n_ε such that for all $n > n_\varepsilon$

$$m_0 - \varepsilon < m_n < m_0 + \varepsilon,$$

which is equivalent to (34). □

We say that a sequence of $k \times \ell$ matrices $\{A_n\}$ with real entries $a_{n;ij}$ converges to a $k \times \ell$ matrix A with real entries a_{ij} , if for all $i = 1, \dots, k$, $j = 1, \dots, \ell$, $\lim_{n \rightarrow \infty} a_{n;ij} = a_{ij}$. If $\{A_n(t)\}$ is a sequence of matrices whose elements are real valued functions on the interval $[0, L]$, then we say that $\{A_n(t)\}$ point-wise converges to $A(t)$ if for all $t \in [0, L]$ and all $i = 1, \dots, k$, $j = 1, \dots, \ell$, $\lim_{n \rightarrow \infty} a_{n;ij}(t) = a_{ij}(t)$. If the latter convergences are uniform on $[0, L]$, we say that $\{A_n(t)\}$ converges to $A(t)$ uniformly. Equivalently, the uniform convergence can be defined by

$$\lim_{n \rightarrow \infty} \|A_n - A\|_{[0,L]} = 0.$$

From Lemma 7, we have the following important corollary, which we use repeatedly.

Corollary 8.

1. Let $\{A_n\}$ be a sequence of matrices with real entries convergent to a matrix A , then

$$\lim_{n \rightarrow \infty} \langle A_n \rangle = \langle A \rangle. \quad (38)$$

2. Let $\{A_n(t)\}$ be a sequence of matrices whose elements are real valued functions on the interval $[0, L]$ point-wise convergent to a matrix of functions $A(t)$. Then for all t

$$\lim_{n \rightarrow \infty} \langle A_n \rangle (t) = \langle A \rangle (t). \quad (39)$$

3. If the entries of $A_n(t)$ are continuous functions and $\{A_n(t)\}$ converges to $A(t)$ uniformly on $[0, L]$, then

$$\lim_{n \rightarrow \infty} \|A_n\|_{[0,L]} = \|A\|_{[0,L]}. \quad (40)$$

Proof. 1. Identity (38) is equivalent to

$$\lim_{n \rightarrow \infty} \max_{\substack{i=1, \dots, k \\ j=1, \dots, \ell}} \{ |a_{n,ij}| \} = \max_{\substack{i=1, \dots, k \\ j=1, \dots, \ell}} \{ | \lim_{n \rightarrow \infty} a_{n,ij} | \}. \quad (41)$$

Let B_n , $n \in \mathbb{Z}_+$, and B denote matrices whose elements are $|a_{n,ij}|$ and $|a_{ij}|$, respectively. Then, due to a well known and easy to show fact that \lim and the absolute value are interchangeable, $\lim_{n \rightarrow \infty} B_n = B$. Note that a $k \times \ell$ matrix with real entries can be viewed as a real valued function on a finite set of ordered pairs

$$P = \{(i, j) | i = 1, \dots, k, j = 1, \dots, \ell\}. \quad (42)$$

Viewed as a sequence of such functions $\{B_n\}$ converges to B uniformly on P . Any functions on a finite set attains its maximum and so we can apply Lemma 7 to conclude that

$$\lim_{n \rightarrow \infty} \max_{p \in P} \{ B_n(p) \} = \max_{p \in P} \lim_{n \rightarrow \infty} \{ B_n(p) \},$$

which is equivalent to (41).

2. Identity (39) is an immediate consequence of (38).
3. Identity (40) is equivalent to

$$\lim_{n \rightarrow \infty} \max_{\substack{t \in [0, L] \\ i=1, \dots, k \\ j=1, \dots, \ell}} \{|a_{n,ij}(t)|\} = \max_{\substack{t \in [0, L] \\ i=1, \dots, k \\ j=1, \dots, \ell}} \{|\lim_{n \rightarrow \infty} a_{n,ij}(t)|\}. \quad (43)$$

Let $B_n(t)$ and $B(t)$ denote matrices whose elements are $|a_{n,ij}(t)|$ and $|a_{ij}(t)|$, respectively. Then $\{B_n(t)\}$ converges to $B(t)$ uniformly on $[0, L]$. Uniform convergence implies that entries of $B(t)$ are continuous. We can view a $k \times \ell$ matrix whose entries are continuous functions on $[0, L]$ as real valued functions on the set

$$Q = P \times [0, L].$$

With this point of view, the sequence of functions B_n converges to B uniformly on Q , and each of these functions attains its maximum value on Q . Thus they satisfy the assumptions of Lemma 7, and so

$$\lim_{n \rightarrow \infty} \max_{q \in Q} \{B_n(q)\} = \max_{q \in Q} \lim_{n \rightarrow \infty} \{B_n(q)\},$$

which is equivalent to (43). □

3 Euclidean reconstruction

In this section, we review how a curve can be reconstructed from its Euclidean curvature by two successive integrations. We then use these formulas to estimate how close, relative to the Hausdorff distance, two curves can be brought together by a special-Euclidean transformation, provided their Euclidean curvatures as functions of the Euclidean arc-length are δ -close in the L^∞ -norm.

Theorem 9 (Euclidean reconstruction). Let $\kappa(s)$ be a continuous function on an interval $[0, L]$. Then there is unique, up to a special Euclidean transformation, curve Γ with the Euclidean arc-length parametrization $\gamma(s) = (x(s), y(s))$, $\mathcal{C} \in [0, L]$, such that $\kappa(s) = x'(s)y''(s) - y'(s)x''(s)$ is its Euclidean curvature.

Proof. According to (8), (10), and (12), γ is a solution of the following system of first order differential equations:

$$\gamma'(s) = T(s) \quad (44)$$

$$T'(s) = \kappa(s)N(s) \quad (45)$$

$$N'(s) = -\kappa(s)T(s), \quad (46)$$

Due to well known results on the existence and uniqueness of solutions to linear ODEs [15], there exists a unique solution of (44)-(46) with the initial data

$$\gamma(0) = (0, 0), \quad T(0) = (1, 0), \quad N(0) = (0, 1). \quad (47)$$

It is easy to verify that such solution is given by

$$\gamma_0(s) = \left(\int_0^s \cos(\theta(t)) dt, \int_0^s \sin(\theta(t)) dt \right), \quad (48)$$

where

$$\theta(t) = \int_0^t \kappa(t) dt \quad (49)$$

is the tangential angle, i.e. the angle between $T = \gamma'_0(s) = (\cos(\theta(s)), \sin(\theta(s)))$ and a horizontal line. Denote a curve parametrized by γ_0 as \mathcal{C}_0 , and let \mathcal{C}_1 be another curve with Euclidean arc-length parametrization $\gamma_1(s)$, $s \in [0, L]$, such that $\kappa(s)$ is its Euclidean curvature. Let $T_1(0) = \gamma'_1(0)$ and $N_1(0) = \gamma''_1(0)$. Then there exists a unique special Euclidean transformation $g \in SE(2)$ which is a composition of a translation by the vector $-\gamma_1(0)$, followed by a rotation $\begin{pmatrix} T_1(0) \\ N_1(0) \end{pmatrix}^{-1}$, such that

$$g \cdot \gamma_1(0) = (0, 0), \quad g \cdot T_1 = (1, 0), \quad g \cdot N_1 = (0, 1).$$

Since κ and ds are invariant under rigid motions, it follows that the curve $g\mathcal{C}_1$ parametrized by $g\gamma_1$ satisfies (44)-(46) with the same initial data (47) and, therefore, $\mathcal{C}_0 = g\mathcal{C}_1$. \square

Formulas (48)-(49) allow us to construct a curve with prescribed Euclidean curvature. The following lemma gives a sufficient condition for a reconstructed curve to be closed. See Lemma 4 [14] and Lemmas 1 and 2 in [5].

Lemma 10. Let $\kappa : \mathbb{R} \rightarrow \mathbb{R}$ be a periodic continuous function with minimum period ℓ , if

$$\frac{1}{2\pi} \int_0^\ell \kappa(s) ds = \frac{\xi}{m}, \quad (50)$$

where m and ξ are two relatively prime integers and $m > 1$. Then, the corresponding unit speed parameterization γ , given by (48), defines a closed curve. The map γ has minimal period $m\ell$. The turning number of γ over the interval $[0, m\ell]$ equals to ξ . If $\Gamma = Im(\gamma)$ is simple, then $\xi = 1$ and m is the symmetry index of Γ .

Example 11. To illustrate the above lemma, consider the function

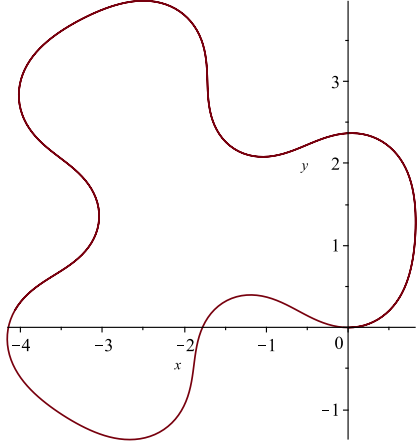
$$\kappa_1(s) = \sin(s) + \cos(s) + \frac{1}{3}. \quad (51)$$

Then $\frac{1}{2\pi} \int_0^{2\pi} \kappa_1(s) ds = \frac{1}{3}$ and the above lemma asserts that a curve with curvature function $\kappa_1(s)$ is closed with the symmetry index of 3. Such curve, reconstructed using (48), is pictured in Figure 5a.

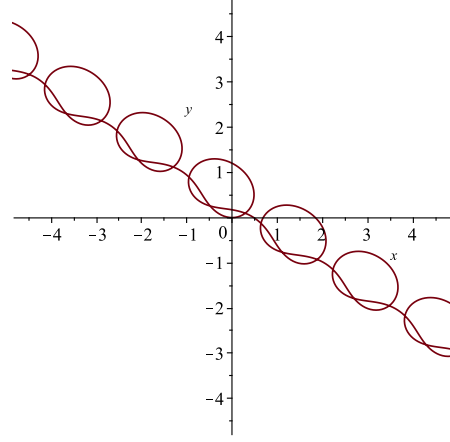
On the other hand, consider

$$\kappa_2(s) = \sin(s) + \cos(s) + 1. \quad (52)$$

Then $\frac{1}{2\pi} \int_0^{2\pi} \kappa_2(s) ds = 1$ and the assumption $m > 1$ in Lemma 10 is not satisfied. Thus the lemma does not assert that a curve for which $\kappa_2(s)$ is the Euclidean curvature function is closed. In fact, the curve reconstructed using (48) is not closed, as we can see in Figure 5b.



(a) The curve with Euclidean curvature $\kappa_1(s)$



(b) The curve with Euclidean curvature $\kappa_2(s)$

Figure 5: The respective Euclidean curvatures guarantee that the left curve is closed, but not the right curve.

Theorem 12 (Euclidean estimate). Let \mathcal{C}_1 and \mathcal{C}_2 be two C^2 -smooth planar curves of the same Euclidean arc-length L . Assume $\kappa_1(s)$ and $\kappa_2(s)$, $s \in [0, L]$ are their respective Euclidean curvature functions. If $\|\kappa_1 - \kappa_2\|_{[0, L]} \leq \delta$, then there is $g \in SE(2)$, such that

$$d(\mathcal{C}_1, g\mathcal{C}_2) \leq \frac{\delta L^2}{2}, \quad (53)$$

where d is the Hausdorff distance.

Proof. Identifying \mathbb{R}^2 with \mathbb{C} and using Euler's formula we may rewrite (48) as

$$\gamma(s) = \int_0^s e^{i\theta(t)} dt. \quad (54)$$

In what follows, we will use an important inequality, stating that a chord is shorter than the corresponding arc, illustrated in Figure 6:

$$\left| e^{i\theta_1} - e^{i\theta_2} \right| < |\theta_1 - \theta_2|. \quad (55)$$

For $j = 1, 2$, let $\gamma_j(s)$, $s \in [0, L]$, be the Euclidean arc length parameterization of the curve \mathcal{C}_j . Then $T_j(s) = \gamma_j'(s)$ and $N_j(s) = \gamma_j''(s)$ are the unit tangent and unit normal vectors, respectively, to \mathcal{C}_j . For $j = 1, 2$, there is a unique $g_j \in SE(2)$, such that

$$g_j \gamma_j(0) = (0, 0), \quad g_j T_j(0) = (1, 0), \quad g_j N_j(0) = (0, 1). \quad (56)$$

It follows from Theorem 9, that for $j = 1, 2$, $\beta_j(t) = g_j \gamma_j(t)$ is given by equations (48)

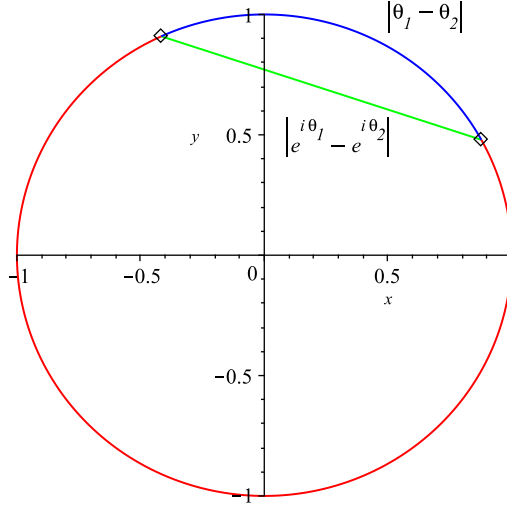


Figure 6: Note that the length of the chord $|e^{i\theta_1} - e^{i\theta_2}|$ is shorter than the length of the arc $|\theta_1 - \theta_2|$

and so:

$$|g_1\gamma_1(s) - g_2\gamma_2(s)| = \left| \int_0^s e^{i\theta_1(t)} dt - \int_0^s e^{i\theta_2(t)} dt \right| \leq \int_0^s |e^{i\theta_1(t)} - e^{i\theta_2(t)}| dt \quad (57)$$

$$< \int_0^s |\theta_1(t) - \theta_2(t)| dt = \int_0^s \left| \int_0^t (\kappa_1(\tau) - \kappa_2(\tau)) d\tau \right| dt \leq \int_0^s \int_0^t |\kappa_1(\tau) - \kappa_2(\tau)| d\tau dt \quad (58)$$

$$\leq \sqrt{2} \int_0^s \int_0^t \|\kappa_1(\tau) - \kappa_2(\tau)\|_{[0,L]} d\tau dt = \sqrt{2} \int_0^s \int_0^t \delta d\tau dt = \sqrt{2} \frac{\delta s^2}{2}. \quad (59)$$

The inequality in line (57) follows from properties of definite integrals, the first inequality in line (58) follows from (55). The equality in line (58) follows from (49) and the properties of definite integrals. The inequality in line (57) follows from (30).

Let $g = g_1^{-1}g_2$ then, using (31), (57)–(59) and the invariance of the Euclidean distance under the rigid motions, we have

$$\begin{aligned} d(\mathcal{C}_1, g\mathcal{C}_2) &\leq \sqrt{2} \|\gamma_1 - g\gamma_2\|_{[0,L]} = \sqrt{2} \sup_{s \in [0,L]} |\gamma_1(s) - g\gamma_2(s)| = \sqrt{2} \sup_{s \in [0,L]} |g_1\gamma_1(s) - g_2\gamma_2(s)| \\ &\leq \sqrt{2} \frac{\delta L^2}{2}. \end{aligned}$$

□

If instead of the L^∞ norm on the set of functions κ we use the L^1 -norm and require that $\int_0^L |\kappa_1(\tau) - \kappa_2(\tau)| d\tau \leq \delta$, then (58) implies the following result:

Theorem 13. Let \mathcal{C}_1 and \mathcal{C}_2 be two C^2 -smooth planar curves of the same Euclidean arc-length L . Assume $\kappa_1(s)$ and $\kappa_2(s)$, $s \in [0, L]$ are their respective Euclidean curvature functions and

$$\int_0^L |\kappa_1(\tau) - \kappa_2(\tau)| d\tau \leq \delta. \quad (60)$$

Then

$$d(\mathcal{C}_1, g\mathcal{C}_2) \leq \delta L.$$

Proof. The proof proceeds along the same lines as the proof of Theorem 12. However, the last inequality in (58) combined with (60) implies that

$$|g_1\gamma_1(s) - g_2\gamma_2(s)| < \int_0^s \delta dt = \delta s,$$

and so

$$d(\mathcal{C}_1, g\mathcal{C}_2) \leq \sqrt{2} \sup_{s \in [0, L]} |g_1\gamma_1(s) - g_2\gamma_2(s)| \leq \delta L.$$

□

Example 14. To illustrate Theorems 12 and 13, we consider a curve whose Euclidean curvature function is $\kappa(s) = \sin(s)$ and a family of curves obtained by some variations of $\kappa(s)$. To define these variations consider a smooth bump function:

$$f(s) = \begin{cases} 0 & \text{if } s \leq 0, \\ \frac{e^{\frac{1}{1-s}}}{e^{\frac{1}{s}} + e^{\frac{1}{1-s}}} & \text{if } 0 < s < 1, \\ 1 & \text{if } s = 1, \\ \frac{e^{\frac{1}{s-1}}}{e^{\frac{1}{s-1}} + e^{\frac{1}{2-s}}} & \text{if } 1 < s < 2, \\ 0 & \text{if } s \geq 2. \end{cases} \quad (61)$$

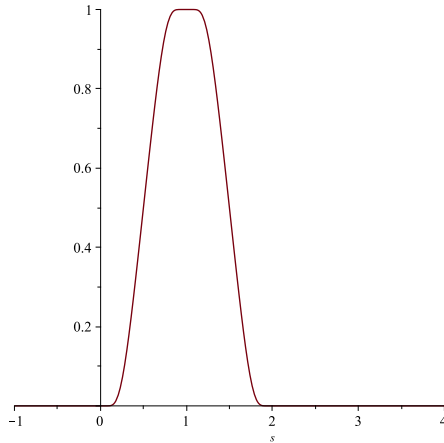


Figure 7: Bump function (61).

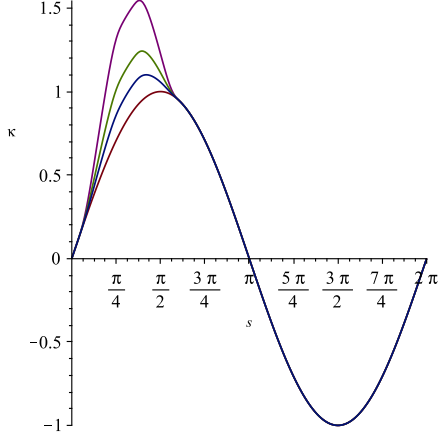


Figure 8: $\kappa_{10}(s)$, $\kappa_{20}(s)$, $\kappa_{40}(s)$, and $\kappa(s) = \sin(s)$, $s \in [0, 2\pi]$.

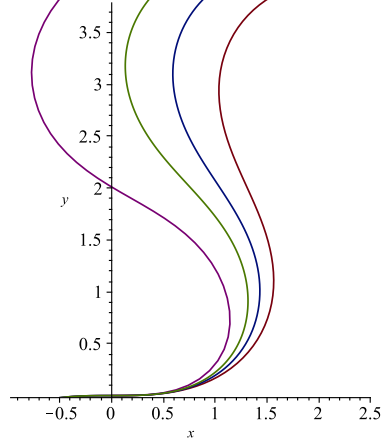


Figure 9: Curves \mathcal{C}_{10} , \mathcal{C}_{20} , \mathcal{C}_{40} , and \mathcal{C} , reconstructed from curvature function in Figure 8.

Next, for $n \in \mathbb{Z} \setminus \{0\}$, we define functions

$$\kappa_n^*(s) = \sin(s) + \frac{2\pi}{n} f(s) \quad (62)$$

on the closed interval $[0, 2\pi]$ and let $\kappa_n(s)$ denote the periodic extension of κ_n^* to \mathbb{R} . We observe that for any $L > 0$,

$$\|\kappa_n - \kappa\|_{[0,L]} \leq \left\| \frac{2\pi}{n} f(s) \right\|_{[0,2\pi]} \leq \frac{2\pi}{|n|}.$$

As $|n| \rightarrow \infty$, for $n > 0$ and for $n < 0$, the sequence $\kappa_n(s)$ uniformly converges to $\sin(s)$. In Figure 8, we show $\kappa_{10}(s)$, $\kappa_{20}(s)$, $\kappa_{40}(s)$, and $\kappa(s) = \sin(s)$ over their minimal period $[0, 2\pi]$, while in Figure 9, we show curves \mathcal{C}_{10} , \mathcal{C}_{20} , \mathcal{C}_{40} , and \mathcal{C} reconstructed from these curvatures with $s \in [0, 2\pi]$. We observe that the Hausdorff distance between \mathcal{C} and \mathcal{C}_n decreases as $|n|$ increases (and so $\delta = \frac{2\pi}{|n|}$ decreases). At the same time, if we restrict s to an interval $[0, L]$, with $0 < L \leq 2\pi$, then for a fixed n , as L increases, the distance between \mathcal{C} and \mathcal{C}_n increases.

Since $\int_0^{2\pi} f(s) ds = 1$, then $\int_0^{2\pi} \kappa_n(s) ds = \frac{2\pi}{n}$. Therefore, by Lemma 10, for $n \in \mathbb{Z} \setminus \{-1, 0, 1\}$, a curve reconstructed from $\kappa_n(s)$ with $s \in [0, 2\pi n]$ is a closed curve with symmetry index $|n|$ and turning number 1. A curve reconstructed from $\kappa(s) = \sin(s)$ is, however, not closed. In Figure 10, we show the closed curves reconstructed from the curvatures $\kappa_{10}(s)$, $s \in [0, 20\pi]$, $\kappa_{20}(s)$, $s \in [0, 40\pi]$, $\kappa_{40}(s)$, $s \in [0, 80\pi]$, as well as an open curve reconstructed from $\kappa(s) = \sin(s)$, with $s \in [0, 12\pi]$.

It is worth noting that if we replace the integer n with a rational number $r = \frac{q}{\xi}$ such that $q \neq 1$ and ξ are relatively prime in formula (62), then by Lemma 10, a curve reconstructed from $\kappa_r(s)$, $s \in 2\pi q$ will be a closed curve with the symmetry index q and turning number ξ . See Figure 11 for examples.

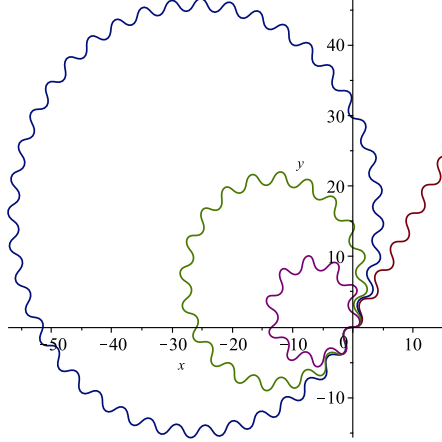


Figure 10: Closed curves reconstructed from the curvatures $\kappa_{10}(s)$, $s \in [0, 20\pi]$, $\kappa_{20}(s)$, $s \in [0, 40\pi]$, $\kappa_{40}(s)$, $s \in [0, 80\pi]$, as well as the open curve reconstructed from $\kappa(s) = \sin(s)$.

4 Affine reconstruction

In this section, we start by showing how Picard iterations can be used to reconstruct a curve from its affine curvature. We proceed by proving some upper bounds related to Picard iterations and using them to estimate how close, relative to the Hausdorff distance, two curves can be brought together by an equi-affine transformation, provided the affine curvature functions of the curves are δ -close in the L^∞ -norm.

Theorem 15 (Affine reconstruction). *Let $\mu(\alpha)$ be a continuous function on an interval $[0, L]$. Then there is a unique, up to an equi-affine transformation, curve \mathcal{C} with the affine arc-length parametrization $\gamma(\alpha) = (x(\alpha), y(\alpha))$, $\alpha \in [0, L]$, such that $\mu(\alpha) = x'(\alpha)y'''(\alpha) - y''(\alpha)x'''(\alpha)$ is its affine curvature function.*

Proof. According to (14), (19) and (20), γ is a solution of the following system of first order differential equations:

$$\gamma'(\alpha) = T(\alpha) \tag{63}$$

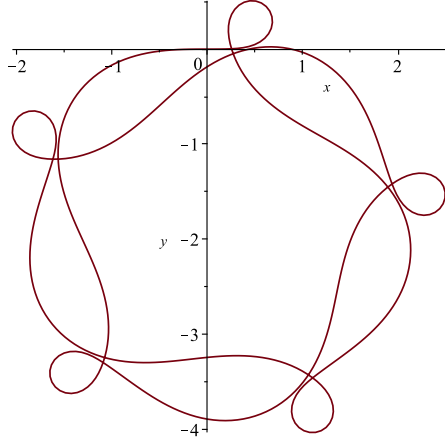
$$T'(\alpha) = N(\alpha) \tag{64}$$

$$N'(\alpha) = -\mu(\alpha)T(\alpha), \tag{65}$$

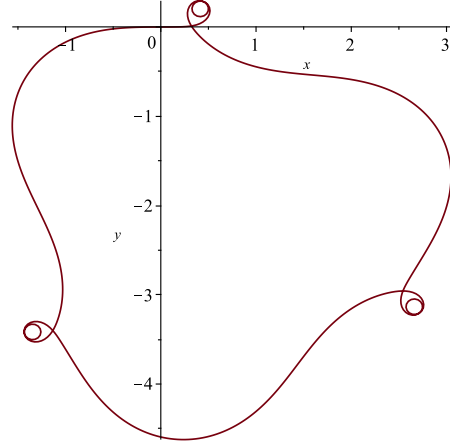
(equivalent to a third order ODE system of two decoupled equations $\gamma''' = -\mu\gamma'$). Due to well known results on the existence and uniqueness of solutions to linear ODEs (see Theorems 5 and 6, Section 13.3 in [15]), there exists a unique solution of (63)-(65) with the initial data

$$\gamma(0) = (0, 0), \quad T(0) = (1, 0), \quad N(0) = (0, 1). \tag{66}$$

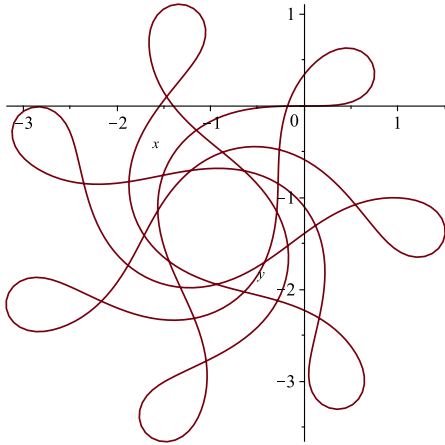
Let $\gamma_0(\alpha)$ be such a solution parametrizing a curve \mathcal{C}_0 . Let \mathcal{C}_1 be another curve with the affine arc-length parametrization $\gamma_1(\alpha)$, $\alpha \in [0, L]$, such that $\mu(\alpha)$ is its affine curvature. Let $T_1 = \gamma_1'(0)$ and $N_1 = \gamma_1''(0)$. Then there exists a unique equi-affine transformation



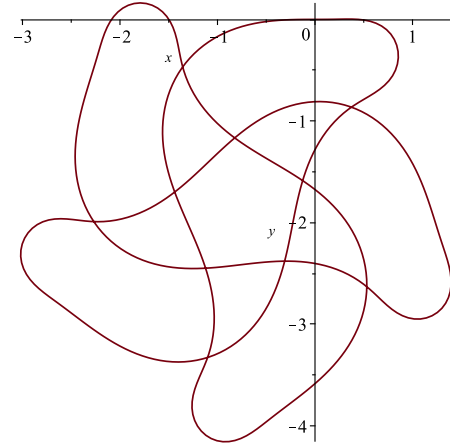
(a) A curve with curvature $\kappa_{5/3}(s)$, $s \in [0, 10\pi]$ has turning number 3 and symmetry index 5.



(b) A curve with curvature $\kappa_{3/5}(s)$, $s \in [0, 6\pi]$ has turning number 5 and symmetry index 3.



(c) A curve with curvature $\kappa_{7/3}(s)$, $s \in [0, 14\pi]$ has turning number 3 and symmetry index 7.



(d) A curve with curvature $\kappa_{-5/3}(s)$, $s \in [0, 10\pi]$ has turning number -3 and symmetry index 5.

Figure 11: Closed curves reconstructed from $\kappa_r(s)$, where r is a rational number.

$g \in SA(2)$ which is a composition of a translation by the vector $-\gamma_1(0)$, followed by the unimodular linear transformation $\begin{pmatrix} T_1(0) \\ N_1(0) \end{pmatrix}^{-1}$, such that

$$g \cdot \gamma_1(0) = (0, 0), \quad g \cdot T_1 = (1, 0), \quad g \cdot N_1 = (0, 1).$$

Since μ and $d\alpha$ are equi-affine invariant, it follows that the curve $g\mathcal{C}_1$ parametrized by $g\gamma_1$ satisfies(63)-(65) with the same initial data (66) and, therefore, $\mathcal{C}_0 = g\mathcal{C}_1$. \square

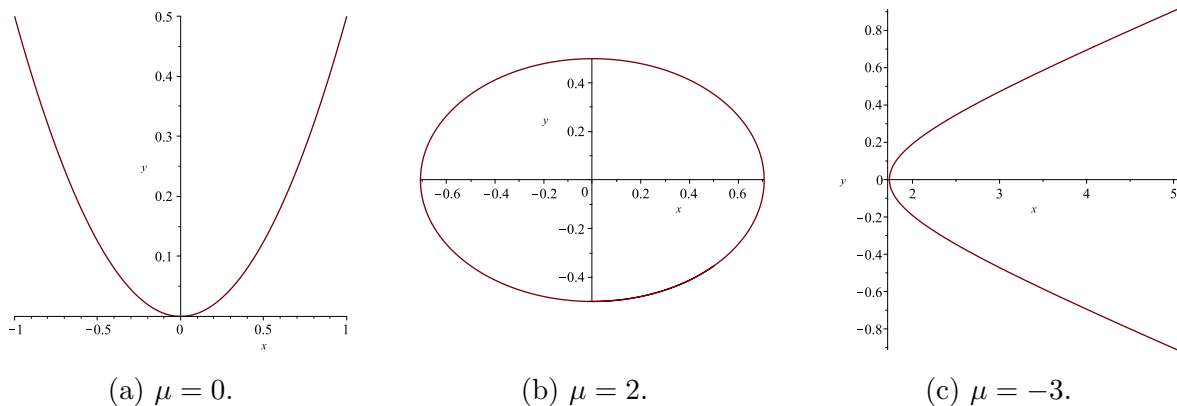


Figure 12: Curves with equi-affine curvature $\mu = 0$ are parabolas, those with $\mu > 0$ are ellipses, and those with $\mu < 0$ are hyperbolas.

We now consider computational aspects of reconstruction of a curve from its affine curvature. Once $T(\alpha)$ is known, γ can be reconstructed by integration which can be done exactly or numerically depending on the complexity of $T(\alpha)$. To find $T(\alpha)$, one needs to solve the system (64)-(65). When $\mu(\alpha)$ is a constant function, standard methods can be applied. In fact, as shown in [8], if $\mu = 0$ then the reconstructed curve, with the initial conditions (66), is a parabola $\gamma = (\alpha, \frac{1}{2}\alpha^2)$. When $\mu > 0$ then $\gamma = \left(\frac{\sin(\sqrt{\mu}\alpha)}{\sqrt{\mu}}, -\frac{\cos(\sqrt{\mu}\alpha)}{\mu}\right)$, an ellipse. When $\mu < 0$ then $\gamma = \left(\sqrt{|\mu|} \cosh(\sqrt{|\mu|}\alpha), \frac{\sinh(\sqrt{|\mu|}\alpha)}{|\mu|}\right)$, a hyperbola. See Figure 12 for specific examples.

When μ is non-constant but analytic one can use power series methods to find the solutions. The power series solutions for the case when μ is a monomial: $\mu = c\alpha^k$ are given in the Appendix. For an arbitrary continuous function μ , we approximate $T(\alpha)$ by applying *Picard iterations* as follows.

As discussed in Section 2.3, equations (64) and (65) are equivalent to the matrix equation (23), where $A(\alpha) = \begin{pmatrix} T(\alpha) \\ N(\alpha) \end{pmatrix}$ is the affine frame matrix and $C(\alpha)$ is the affine Cartan matrix given by (24). The Picard iterations are defined as follows:

$$\begin{aligned} A_0(\alpha) &= A_0 \\ A_n(\alpha) &= A_0 + \int_0^\alpha C(t)A_{n-1}(t)dt, \text{ for } n > 0. \end{aligned} \tag{67}$$

It is well known that on any interval $[0, L]$, as $n \rightarrow \infty$ the sequence of $\{A_n(\alpha)\}$ uniformly converges to the unique matrix of continuous functions $A(\alpha)$, satisfying the integral equation

$$A(\alpha) = A_0 + \int_0^\alpha C(t)A(t)dt \tag{68}$$

and, therefore, differential equation (23) with the initial value A_0 . A direct proof for the convergence of (67) to the solutions of (23) with the initial value A_0 , where C is an arbitrary continuous matrix, is given in [8] Lemma 2-12.

Example 16. We will briefly look at a few curves that are reconstructed from their affine curvature. Recall the bump function $f(s)$ given by (61). Let

$$\mu_n^*(\alpha) = n^2\pi^2(f(\alpha) + 1)^2 \quad (69)$$

with domain $[0, 2]$ and let $\mu_n(\alpha)$ be the periodic extension of μ_n^* to \mathbb{R} . In Figure 13, we show approximations (using 200 Picard iterations) of curves with affine curvatures $\mu_{2/3}$, $\mu_{2/5}$, $\mu_{3/5}$, and $\mu_{3/8}$, initial conditions $\gamma(0) = (0, 0)$, and $A_0 = I$.

It is important to note that the affine analog to Lemma 10 is not valid. Indeed, it is shown, for instance, in Example 7.2 in [13], that in contrast with the Euclidean case, the total equi-affine curvature $\int \mu d\alpha$ of a closed curve is not topologically invariant, and thus it can not be used to determine whether the curve is closed or open. Moreover, as remarked in [17] on p. 421, there does not exist a function of μ whose integral is a topological invariant. With this in mind, it is worth noting that the approximations of the curves with equi-affine curvatures $\mu_{2/5}$ and $\mu_{3/5}$ appear to be closed, while the curves with the affine curvature functions $\mu_{2/3}$ and $\mu_{3/8}$ show no sign that they would close if their domain was extended.

We now investigate the ‘‘closeness’’ of two curves reconstructed from ‘‘close’’ affine curvatures. We start by establishing certain upper bounds:

Lemma 17. Assume that $\|C\|_{[0,L]} = \max\{1, \|\mu\|_{[0,L]}\} = c$. Let A_n be defined by the Picard iterations (67) and A be the limit of these iterations. Then for any $\alpha \in [0, L]$ the following inequalities hold:

$$\langle A_n \rangle (\alpha) \leq \langle A_0 \rangle \sum_{i=0}^n \frac{(c\alpha)^i}{i!}, \quad (70)$$

$$\langle A \rangle (\alpha) \leq \langle A_0 \rangle e^{c\alpha}, \quad (71)$$

$$\langle A_n - A_{n-1} \rangle (\alpha) \leq \langle A_0 \rangle \frac{(c\alpha)^n}{n!}, \quad (72)$$

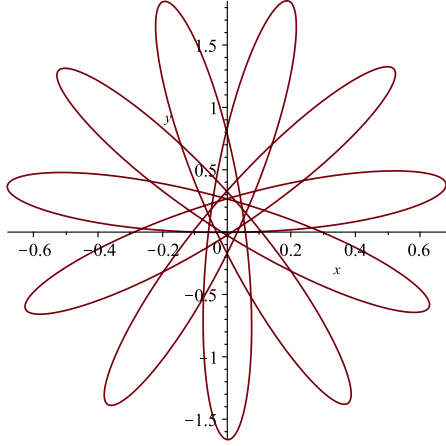
$$\langle A_n - A \rangle (\alpha) \leq \langle A_0 \rangle e^{c\alpha} \frac{(c\alpha)^{n+1}}{(n+1)!}. \quad (73)$$

Proof. 1. For $n = 0$, (70) states that $\langle A_0 \rangle \leq \langle A_0 \rangle$, which is trivially true. We proceed by induction. Assume that (70) holds for all $0 \leq k < n$. Then from (67), (29) and the triangle inequality, we have

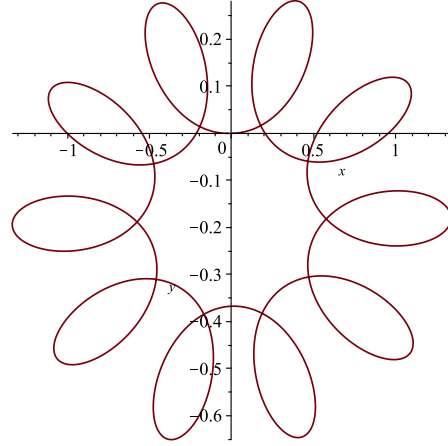
$$\langle A_n \rangle (\alpha) \leq \langle A_0 \rangle + \int_0^\alpha \langle CA_{n-1} \rangle (t) dt. \quad (74)$$

Note that for any matrix $A = \begin{pmatrix} a_{11} & a_{12} \\ a_{21} & a_{22} \end{pmatrix}$, we have $CA = \begin{pmatrix} a_{21} & a_{22} \\ -\mu a_{11} & -\mu a_{12} \end{pmatrix}$ and, therefore,

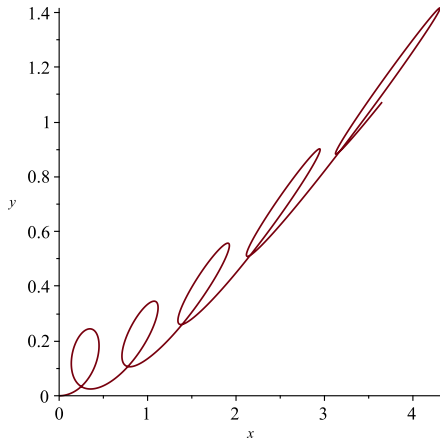
$$\langle CA \rangle (t) \leq c \langle A \rangle (t). \quad (75)$$



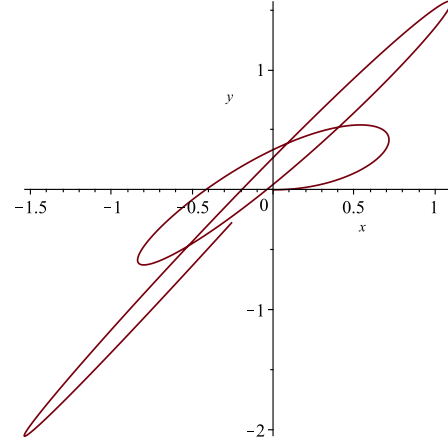
(a) Approximation of a curve with equi-affine curvature $\mu_{2/5}$ on $[0, 22]$.



(b) Approximation of a curve with equi-affine curvature $\mu_{3/5}$ on $[0, 20]$.



(c) Approximation of a curve with equi-affine curvature $\mu_{2/3}$ on $[0, 10]$.



(d) Approximation of a curve with equi-affine curvature $\mu_{3/8}$ on $[0, 8]$.

Figure 13: Approximations of curves, using 200 Picard iterations, reconstructed from the affine curvature functions given by (69), periodically extended over their domains, for some rational values of n , as indicated in each figure.

Returning to (74) and using the inductive assumption, we then have

$$\begin{aligned}
 \langle A_n \rangle (\alpha) &\leq \langle A_0 \rangle + c \int_0^\alpha \langle A_{n-1} \rangle (t) dt \leq \langle A_0 \rangle + c \langle A_0 \rangle \sum_{i=0}^{n-1} \int_0^\alpha \frac{(ct)^i}{i!} dt \quad (76) \\
 &= \langle A_0 \rangle \left(1 + c \sum_{i=0}^{n-1} \frac{c^i \alpha^{i+1}}{(i+1)!} \right) = \langle A_0 \rangle \left(1 + \sum_{i=1}^n \frac{c^i \alpha^i}{i!} \right) = \langle A_0 \rangle \sum_{i=0}^n \frac{(c\alpha)^i}{i!}.
 \end{aligned}$$

2. To show (71), we use (39) and (76)

$$\langle A \rangle (\alpha) = \lim_{n \rightarrow \infty} \langle A_n \rangle (\alpha) \leq \langle A_0 \rangle \sum_{i=0}^{\infty} \frac{(c\alpha)^i}{i!} = \langle A_0 \rangle e^{c\alpha}. \quad (77)$$

3. For $n = 1$, (72) states that $\langle A_1 - A_0 \rangle (\alpha) \leq \langle A_0 \rangle c\alpha$. This, indeed, holds because by (67) $A_1(\alpha) - A_0(\alpha) = \int_0^\alpha C(t)A_0 dt$, and so

$$\langle A_1 - A_0 \rangle (\alpha) \leq \langle A_0 \rangle \int_0^\alpha c dt = \langle A_0 \rangle c\alpha.$$

We proceed by induction. Assume that (72) holds for all $1 \leq k < n$. By (67),

$$A_n(\alpha) - A_{n-1}(\alpha) = \int_0^\alpha C(t)(A_{n-1}(t) - A_{n-2}(t))dt,$$

and then by (29), (75), and the inductive hypothesis

$$\langle A_n - A_{n-1} \rangle (\alpha) \leq \int_0^\alpha c \langle A_{n-1} - A_{n-2} \rangle (t) dt \leq \langle A_0 \rangle \int_0^\alpha c \frac{(ct)^{n-1}}{(n-1)!} dt = \langle A_0 \rangle \frac{(c\alpha)^n}{n!}.$$

4. To show (73), we note that for any integer $j > 0$, due to the triangle inequality and (72), we have

$$\begin{aligned} \langle A_n - A \rangle (\alpha) &\leq \langle A_n - A_{n+1} \rangle (\alpha) + \langle A_{n+1} - A_{n+2} \rangle (\alpha) + \dots \\ &\quad + \langle A_{n+j-1} - A_{n+j} \rangle (\alpha) + \langle A_{n+j} - A \rangle (\alpha) \leq \langle A_0 \rangle \sum_{i=n+1}^{n+j} \frac{(c\alpha)^i}{i!} + \langle A_{n+j} - A \rangle (\alpha). \end{aligned} \quad (78)$$

Since $A_{n+j}(\alpha)$ converges to $A(\alpha)$ as $j \rightarrow \infty$, $\lim_{j \rightarrow \infty} \langle A_{n+j} - A \rangle (\alpha) = 0$, and so (78) implies

$$\langle A_n - A \rangle (\alpha) \leq \langle A_0 \rangle \sum_{i=n+1}^{\infty} \frac{(c\alpha)^i}{i!} = \langle A_0 \rangle \left(e^{c\alpha} - \sum_{i=0}^n \frac{(c\alpha)^i}{i!} \right). \quad (79)$$

Due to Taylor's remainder theorem, there exists $\alpha_0 \in [0, \alpha]$, such that

$$R_n = e^{c\alpha} - \sum_{i=0}^n \frac{(c\alpha)^i}{i!} = e^{c\alpha_0} \frac{(c\alpha)^{n+1}}{(n+1)!} \leq e^{c\alpha} \frac{(c\alpha)^{n+1}}{(n+1)!},$$

where the last inequality is true because $c > 0$ and so $e^{c\alpha}$ is an increasing function. \square

Next, we establish the bounds on the distance between two affine frames reconstructed from two δ -close (in the L^∞ norm) affine curvature functions. This result is consistent with a well known ODE result of continuous dependence of the solutions of an ODE on its parameters (see, for instance, Theorem 10, Section 13.4 in [15] and Theorem 3, Chapter 5 in [1]).

Proposition 18. Let $\mu(\alpha)$ and $\tilde{\mu}(\alpha)$ be two continuous functions on the interval $[0, L]$ and let C and \tilde{C} be corresponding Cartan's matrices defined by (24). Let $\hat{c} = \max\{1, \|\mu\|_{[0, L]}, \|\tilde{\mu}\|_{[0, L]}\}$. Let A_n and \tilde{A}_n be defined by the Picard iterations (67) for the given matrices C and \tilde{C} , respectively, and A, \tilde{A} be the limits of these iterations. If $\|\mu - \tilde{\mu}\|_{[0, L]} \leq \delta$, then for all $\alpha \in [0, L]$:

$$\langle A_n - \tilde{A}_n \rangle(\alpha) \leq \langle A_0 \rangle \delta \alpha \sum_{i=0}^{n-1} \frac{(\hat{c}\alpha)^i}{i!} \quad \text{for } n > 0 \quad (80)$$

and

$$\langle A - \tilde{A} \rangle(\alpha) \leq \langle A_0 \rangle \delta \alpha e^{\hat{c}\alpha}. \quad (81)$$

Proof. 1. We first observe that for all $\alpha \in [0, L]$, $\langle C - \tilde{C} \rangle(\alpha) < \delta$.

For $n = 1$, (80) states that $\langle A_1 - \tilde{A}_1 \rangle(\alpha) \leq \langle A_0 \rangle c\alpha$. This, indeed, holds because by (67), keeping in mind that $A_0(\alpha) = \tilde{A}_0(\alpha) = \langle A_0 \rangle$, we have

$$\begin{aligned} \langle A_1 - \tilde{A}_1 \rangle(\alpha) &\leq \int_0^\alpha \langle (C - \tilde{C})A_0 \rangle(t) dt \leq \int_0^\alpha \langle A_0 \rangle |\tilde{\mu}(t) - \mu(t)| dt \\ &\leq \langle A_0 \rangle \int_0^\alpha \delta dt = \langle A_0 \rangle \delta \alpha. \end{aligned}$$

We proceed by induction. Assume that (80) holds for all $1 \leq k < n$, then

$$\langle A_n - \tilde{A}_n \rangle(\alpha) \leq \int_0^\alpha \langle CA_{n-1} - \tilde{C}\tilde{A}_{n-1} \rangle(t) dt \quad (82)$$

$$\begin{aligned} &= \int_0^\alpha \langle CA_{n-1} - C\tilde{A}_{n-1} + C\tilde{A}_{n-1} - \tilde{C}\tilde{A}_{n-1} \rangle(t) dt \\ &\leq \int_0^\alpha \hat{c} \langle A_{n-1} - \tilde{A}_{n-1} \rangle(t) dt + \int_0^\alpha \delta \langle \tilde{A}_{n-1} \rangle(t) dt \quad (83) \end{aligned}$$

$$\leq \int_0^\alpha \hat{c} \langle A_0 \rangle \delta t \sum_{i=0}^{n-1} \frac{(\hat{c}t)^i}{i!} dt + \int_0^\alpha \langle A_0 \rangle \delta \sum_{i=0}^n \frac{(\hat{c}t)^i}{i!} dt \quad (84)$$

$$\begin{aligned} &= \langle A_0 \rangle \delta \left(\hat{c} \sum_{i=0}^{n-1} \frac{\hat{c}^i \alpha^{i+2}}{i!(i+2)} + \sum_{i=0}^n \frac{\hat{c}^i \alpha^{i+1}}{(i+1)!} \right) \\ &= \langle A_0 \rangle \delta \left(\sum_{i=1}^n \frac{\hat{c}^i \alpha^{i+1}}{(i-1)!(i+1)} + \sum_{i=0}^n \frac{\hat{c}^i \alpha^{i+1}}{(i+1)!} \right) \\ &= \langle A_0 \rangle \delta \left(\alpha + \sum_{i=1}^n \hat{c}^i \alpha^{i+1} \left(\frac{1}{(i-1)!(i+1)} + \frac{1}{(i+1)!} \right) \right) \\ &= \langle A_0 \rangle \delta \alpha \left(1 + \sum_{i=1}^n \hat{c}^i \alpha^i \frac{1}{i!} \right) = \langle A_0 \rangle \delta \alpha \sum_{i=0}^n \frac{(\hat{c}\alpha)^i}{i!}, \end{aligned}$$

where, in line (82), we use (67), (29), and the triangle inequality. In line (83), we use (75) and the triangle inequality, and in line (84), we use the inductive assumption and (70).

2. To show (81), we note that since $A_n(\alpha)$ and $\tilde{A}_n(\alpha)$ converge to $A(\alpha)$ and $\tilde{A}(\alpha)$, respectively, as $n \rightarrow \infty$, then by (39), $\lim_{n \rightarrow \infty} \langle A_n - \tilde{A}_n \rangle(\alpha) = \langle A - \tilde{A} \rangle(\alpha)$, and so taking the limit of both sides in the inequality (80) as $n \rightarrow \infty$, we obtain (81). \square

In the next theorem we establish an upper bound on how to close (in the Hausdorff distance) two curves that have δ close (in the L^∞ norm) affine curvature functions can be brought together by an equi-affine transformation.

Theorem 19 (Affine estimate). Let \mathcal{C}_1 and \mathcal{C}_2 be two C^3 -smooth planar curves of the same affine arc-length L . Assume $\mu_1(\alpha)$ and $\mu_2(\alpha)$, $\alpha \in [0, L]$ are their respective affine curvature functions. Assume further that \mathcal{C}_2 satisfies the initial conditions (66)⁹. If $\|\mu_1 - \mu_2\|_{[0, L]} \leq \delta$ and $\hat{c} = \max\{1, \|\mu_1\|_{[0, L]}, \|\mu_2\|_{[0, L]}\}$, then there is $g \in SA(2)$, such that

$$d(g\mathcal{C}_1, \mathcal{C}_2) \leq \sqrt{2} \frac{\delta L}{\hat{c}} (e^{\hat{c}L} - 1), \quad (85)$$

where d is the Hausdorff distance.

Proof. For $i = 1, 2$, let $\gamma_i(\alpha)$, $\alpha \in [0, L]$ be the affine-arc length parameterization of \mathcal{C}_i , while $T_i(\alpha) = \gamma_i'(\alpha)$ and $N_i(\alpha) = \gamma_i''(\alpha)$ are the affine frame vectors along the corresponding curves. Then, there is a unique $g \in SA(2)$, such that

$$g\gamma_1(0) = \gamma_2(0) = (0, 0), \quad gT_1(0) = T_2(0) = (1, 0), \quad gN_1(0) = N_2(0) = (0, 1). \quad (86)$$

Due to the $SA(2)$ -invariance of the affine curvature function, the curve $g\mathcal{C}_1$ parametrized by $g\gamma_1(\alpha)$ has affine curvature function $\mu_1(\alpha)$. It follows from Theorem 15, that $g\gamma_1(\alpha)$ is the unique solution of (63)-(65), with $\mu(\alpha) = \mu_1(\alpha)$ and $\gamma_2(\alpha)$ is the unique solution of (63)-(65), with $\mu(\alpha) = \mu_2(\alpha)$, both with initial conditions (86).

Denote the affine frame of $g\mathcal{C}_1$ as $A(\alpha) = \begin{pmatrix} gT_1(\alpha) \\ gN_1(\alpha) \end{pmatrix}$ and the affine frame of \mathcal{C}_2 as $\tilde{A}(\alpha) = \begin{pmatrix} T_2(\alpha) \\ N_2(\alpha) \end{pmatrix}$. Then

$$\langle gT_1 - T_2 \rangle(\alpha) \leq \langle A - \tilde{A} \rangle(\alpha) \leq \delta \alpha e^{\hat{c}\alpha}, \quad (87)$$

where the first inequality is due to the definition of $\langle \cdot \rangle$ and the second inequality is due to (81). Since $g\gamma_1(\alpha) = \int_0^\alpha T_1(t)dt + T_0$ and $\gamma_2(\alpha) = \int_0^\alpha T_2(t)dt + T_0$, we have for all $\alpha \in [0, L]$:

$$|g\gamma_1(\alpha) - \gamma_2(\alpha)| \leq \int_0^\alpha \langle gT_1 - T_2 \rangle(t)dt \leq \int_0^\alpha \delta t e^{\hat{c}t} dt \leq \int_0^\alpha \delta L e^{\hat{c}t} dt = \frac{\delta L}{\hat{c}} (e^{\hat{c}\alpha} - 1). \quad (88)$$

⁹If we omit this assumption, then the right-hand side of (87) must be multiplied by $\langle A_2(0) \rangle$ according to (81), and so the right-hand side of (85) must be multiplied by $\langle A_2(0) \rangle$, as well.

It then follows from (31) and (88) that

$$d(g\mathcal{C}_1, \mathcal{C}_2) \leq \sqrt{2} \|g\gamma_1 - \gamma_2\|_{[0,L]} \leq \sqrt{2} \sup_{\alpha \in [0,L]} |g\gamma_1(\alpha) - \gamma_2(\alpha)| \leq \sqrt{2} \frac{\delta L}{\hat{c}} (e^{\hat{c}L} - 1).$$

□

We observe that the Hausdorff distance is not $SA(2)$ -invariant and so it does not provide a natural measure of distance between two curves in the equi-affine case. In a future work, we will explore $SA(2)$ -invariant alternatives for measuring the distance between two curves, based, for instance, on the area of the region between two curves.

5 Appendix

If a given equi-affine curvature is analytic, it is possible to reconstruct the corresponding curve by looking for power series solutions to the second order ODE system $T_{\alpha\alpha} = -\mu(\alpha)T$. We illustrate this approach by reconstructing curves whose equi-affine curvatures are of the form $\mu(\alpha) = c\alpha^k$ for $c \in \mathbb{R}$ and $k \in \mathbb{N}$.

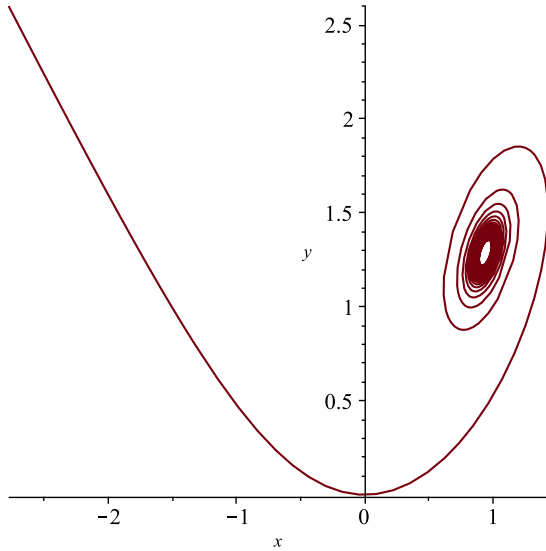


Figure 14: Curve with equi-affine curvature $\mu(\alpha) = \alpha$

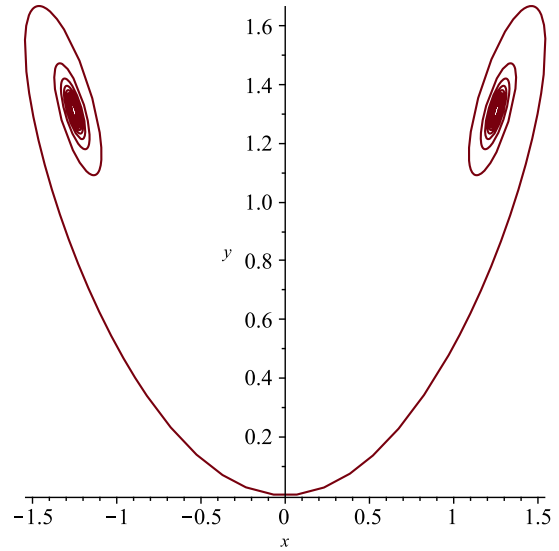


Figure 15: Curve with equi-affine curvature $\mu(\alpha) = \alpha^2$

Proposition 20. The affine tangent to the curve whose affine curvature functions is $\mu(\alpha) = c\alpha^k$ for $c \in \mathbb{R}$ and $k \in \mathbb{N}$, initial affine tangent vector T_0 and the initial affine normal N_0 , where $\det[T_0, N_0] = 1$, is given by the absolutely convergent powers series

$$T(\alpha) = -T_0 \Gamma\left(-\frac{1}{K}\right) \sum_{i=1}^{\infty} \frac{(-c)^i \alpha^{Ki}}{i! K^{2i+1} \Gamma\left(-\frac{1}{K} + i + 1\right)} + N_0 \Gamma\left(\frac{1}{K}\right) \sum_{i=1}^{\infty} \frac{(-c)^i \alpha^{K(i+1)}}{i! K^{2i+1} \Gamma\left(\frac{1}{K} + i + 1\right)},$$

where $K = k + 2$ and Γ denotes the Gamma-function.

Proof. We first represent the tangent vector $T(\alpha)$ by

$$T = b_0 + b_1\alpha + b_2\alpha^2 + b_3\alpha^3 + \dots + b_n\alpha^n \dots \quad (89)$$

where each b_i is a vector coefficient, with $b_0 = T_0$ and $b_1 = N_0$ being the initial values of the affine tangent and the affine normal, respectively.

We write out the power series representation of $T_{\alpha\alpha}$ and $-c\alpha^k T$:

$$T_{\alpha\alpha} = 0b_0 + 0b_1\alpha + 2b_2 + 3 \cdot 2b_3\alpha + \dots + n(n-1)b_n\alpha^{n-2} \dots \quad (90)$$

$$-c\alpha^k T = -cb_0\alpha^k - cb_1\alpha^{(k+1)} - cb_2\alpha^{(k+2)} - cb_3\alpha^{(k+3)} - \dots - cb_n\alpha^{(k+n)} - \dots \quad (91)$$

The equality of these two power series implies the equality of vector-coefficients with the same powers of α in two series. It follows that

$$b_n = \begin{cases} 0 & \text{when } 2 \leq n \leq k+1 \\ -\frac{cb_{n-(k+2)}}{n(n-1)} & \text{when } n \geq k+2 \end{cases}. \quad (92)$$

Then b_{k+2} and b_{k+3} can be written in terms of b_0 and b_1 :

$$b_{k+2} = -\frac{cb_0}{(k+2)(k+1)}, \quad b_{k+3} = -\frac{cb_1}{(k+3)(k+2)}. \quad (93)$$

Using induction, when $n \bmod (k+2) = 0$, we can express b_n in terms of b_0 , when $n \bmod (k+2) = 1$, we can express b_n in terms of b_1 , and we can show that otherwise $b_n = 0$. This gives us the power series representation for T in terms of b_0 and b_1 as

$$T(\alpha) = b_0 + b_1\alpha + \sum_{i=1}^{\infty} (-c\alpha^{k+2})^i \left(\left(\prod_{j=1}^i \frac{1}{j(k+2)(j(k+2)-1)} \right) b_0 + \left(\prod_{j=1}^i \frac{1}{j(k+2)(j(k+2)+1)} \right) b_1\alpha \right). \quad (94)$$

We can split (94) into two parts:

$$\begin{aligned} B_0 &= b_0 \sum_{i=1}^{\infty} \left(\prod_{j=1}^i \frac{1}{j(k+2)(j(k+2)-1)} \right) (-c\alpha^{k+2})^i \\ &= b_0 \sum_{i=1}^{\infty} \left(\prod_{j=1}^i \frac{1}{(j(k+2)-1)} \right) \frac{(-c\alpha^{k+2})^i}{i!(k+2)^i} = b_0 \sum_{i=1}^{\infty} \Psi_-(K, i) \frac{(-c\alpha^K)^i}{i!K^i} \end{aligned} \quad (95)$$

and

$$\begin{aligned} B_1 &= b_1 \sum_{i=1}^{\infty} \left(\prod_{j=1}^i \frac{1}{j(k+2)(j(k+2)+1)} \right) (-c\alpha^{k+2})^i \alpha \\ &= b_1 \sum_{i=1}^{\infty} \left(\prod_{j=1}^i \frac{1}{(j(k+2)+1)} \right) \frac{(-c\alpha^{k+2})^i \alpha}{i!(k+2)^i} = b_1 \sum_{i=1}^{\infty} \Psi_+(K, i) \frac{(-c\alpha^K)^i \alpha}{i!K^i}, \end{aligned} \quad (96)$$

where $K = k + 2$ and

$$\Psi_-(K, i) = \prod_{j=1}^i \frac{1}{(jK - 1)} = \frac{1}{K^i} \frac{1}{\prod_{j=1}^i (j - \frac{1}{K})} \quad (97)$$

$$\Psi_+(K, i) = \prod_{j=1}^i \frac{1}{(jK + 1)} = \frac{1}{K^i} \frac{1}{\prod_{j=1}^i (j + \frac{1}{K})}. \quad (98)$$

These functions involve what is called *rising factorials*, defined by

$$z^{\bar{i}} := z(z+1)\cdots(z+i-1) = \prod_{j=0}^{i-1} (z+j).$$

Rising factorials can be expressed in terms of Γ functions, $\Gamma(z) = \int_0^\infty x^{z-1} e^{-x} dx$, as

$$z^{\bar{i}} = \frac{\Gamma(z+i)}{\Gamma(z)}.$$

For details see formulas (5.84), (5.85) and (5.89) on pp. 210-211 of [7]. Since

$$\prod_{j=1}^i \left(j - \frac{1}{K}\right) = -K \left(-\frac{1}{K}\right)^{\overline{i+1}} = -K \frac{\Gamma(-\frac{1}{K} + i + 1)}{\Gamma(-\frac{1}{K})}, \quad (99)$$

$$\prod_{j=1}^i \left(j + \frac{1}{K}\right) = K \left(\frac{1}{K}\right)^{\overline{i+1}} = K \frac{\Gamma(\frac{1}{K} + i + 1)}{\Gamma(\frac{1}{K})}, \quad (100)$$

we can rewrite (97)-(98) using Γ functions:

$$\Psi_-(K, i) = \prod_{j=1}^i \frac{1}{(jK - 1)} = -\frac{1}{K^{i+1}} \frac{\Gamma(-\frac{1}{K})}{\Gamma(-\frac{1}{K} + i + 1)}, \quad (101)$$

$$\Psi_+(K, i) = \prod_{j=1}^i \frac{1}{(jK + 1)} = \frac{1}{K^{i+1}} \frac{\Gamma(\frac{1}{K})}{\Gamma(\frac{1}{K} + i + 1)}. \quad (102)$$

Therefore,

$$\begin{aligned}
B_0(\alpha) &= b_0 \sum_{i=1}^{\infty} \Psi_-(K, i) \frac{(-c\alpha^K)^i}{i!K^i} \\
&= b_0 \sum_{i=1}^{\infty} \left(-\frac{1}{K^{i+1}} \frac{\Gamma(-\frac{1}{K})}{\Gamma(-\frac{1}{K} + i + 1)} \right) \frac{(-c\alpha^K)^i}{i!K^i} \\
&= -b_0 \Gamma\left(-\frac{1}{K}\right) \sum_{i=1}^{\infty} \frac{1}{\Gamma(-\frac{1}{K} + i + 1)} \frac{(-c\alpha^K)^i}{i!K^{2i+1}}, \tag{103}
\end{aligned}$$

$$\begin{aligned}
B_1(\alpha) &= b_1 \sum_{i=1}^{\infty} \Psi_+(K, i) \frac{(-c\alpha^K)^i \alpha}{i!K^i} \\
&= b_1 \sum_{i=1}^{\infty} \left(\frac{1}{K^{i+1}} \frac{\Gamma(\frac{1}{K})}{\Gamma(\frac{1}{K} + i + 1)} \right) \frac{(-c\alpha^K)^i \alpha}{i!K^i} \\
&= b_1 \Gamma\left(\frac{1}{K}\right) \sum_{i=1}^{\infty} \frac{1}{\Gamma(\frac{1}{K} + i + 1)} \frac{(-c\alpha^K)^i \alpha}{i!K^{2i+1}}. \tag{104}
\end{aligned}$$

Convergence of series (94) for all α follows from a general known result (Theorem 39.22 p.560 [16]). Directly, absolute convergence of sub-series (95) and (96) can be verified by the ratio test, implying absolute convergence of series (94). \square

The power series for the affine arc-length parameterization $\gamma(\alpha)$ is obtained by integrating the series $T(\alpha)$. See Figures 14 and 15 for reconstructions of curves with curvatures $\mu(\alpha) = \alpha$ and $\mu(\alpha) = \alpha^2$ respectively.

Acknowledgement: This work was performed during the REU 2020 program at the North Carolina State University (NCSU) and was supported by the Department of Mathematics at NCSU and the NSA grant H98230-20-1-0259. At the time when the project was performed, Jose Agudelo was an undergraduate student at North Dakota State University, Brooke Dippold was an undergraduate student at Longwood University, Ian Klein was an undergraduate student at Carleton College, Alex Kokot was an undergraduate student at the University of Notre Dame, Eric Geiger was a graduate student at North Carolina State University (NCSU). Irina Kogan is a Professor of Mathematics at NCSU. The project was mentored by Eric Geiger and Irina Kogan. A poster based on this project received a honorable mention at JMM 2021.

References

- [1] Garrett Birkhoff and Gian-Carlo Rota, *Ordinary differential equations*, Introductions to Higher Mathematics, Ginn and Company, Boston, Mass.-New York-Toronto, 1962.
- [2] E. Calabi, P.J. Olver, C. Shakiban, A. Tannenbaum, and S. Haker, *Differential and numerically invariant signature curves applied to object recognition*, Int. J. Comp. Vision **26** (1998), 107–135.

- [3] O. Faugeras, *Cartan's moving frame method and its application to the geometry and evolution of curves in the Euclidean, affine and projective planes*, Application of Invariance in Computer Vision, J.L Mundy, A. Zisserman, D. Forsyth (eds.) Springer-Verlag Lecture Notes in Computer Science **825** (1994), 11–46.
- [4] Tamar Flash and Amir A Handzel, *Affine differential geometry analysis of human arm movements*, Biological cybernetics **96** (2007), no. 6, 577–601.
- [5] Eric Geiger and Irina A. Kogan, *Non-congruent non-degenerate curves with identical signatures*, J. Math. Imaging Vision **63** (2021), no. 5, 601–625.
- [6] Oleg Golubitsky, Vadim Mazalov, and Stephen M. Watt, *Orientation-independent recognition of handwritten characters with integral invariants*, Proc. 9th Asian Symposium on Computer Mathematics, (ASCM 2009) (Fukuoka, Japan.), 2009, 10pp.
- [7] Ronald L. Graham, Donald E. Knuth, and Oren Patashnik, *Concrete mathematics: A foundation for computer science*, 2nd ed., Addison-Wesley Longman Publishing Co., Inc., USA, 1994.
- [8] Heinrich W. Guggenheimer, *Differential geometry*, Dover Publications, Inc., New York, 1977, Corrected reprint of the 1963 edition, Dover Books on Advanced Mathematics.
- [9] R. I. Hartley and A. Zisserman, *Multiple view geometry in computer vision*, second ed., Cambridge University Press, 2004.
- [10] Thomas Hawkins, *The Erlanger Programm of Felix Klein: reflections on its place in the history of mathematics*, Historia Math. **11** (1984), no. 4, 442–470.
- [11] Olver Peter J., *Modern developments in the theory and applications of moving frames*, Impact150: Stories of the Impact of Mathematics, London Mathematical Society, London, 2015, pp. 14–50.
- [12] Irina A. Kogan, *Two algorithms for a moving frame construction*, Canad. J. Math. **55** (2003), no. 2, 266–291.
- [13] Irina A. Kogan and Peter J. Olver, *Invariant Euler-Lagrange equations and the invariant variational bicomplex*, Acta Appl. Math. **76** (2003), no. 2, 137–193.
- [14] Emilio Musso and Lorenzo Nicolodi, *Invariant signatures of closed planar curves*, J. Math. Imaging Vision **35** (2009), no. 1, 68–85.
- [15] R. Kent Nagle, Edward B. Saff, and Arthur David Snider, *Fundamentals of differential equations and boundary value problems*, Boston: Pearson Addison Wesley, 2004.
- [16] M. Tenenbaum and H. Pollard, *Ordinary differential equations: An elementary textbook for students of mathematics, engineering, and the sciences*, Harper international student reprints, Harper & Row, 1963.
- [17] Steven Verpoort, *Curvature functionals for curves in the equi-affine plane*, Czechoslovak Mathematical Journal **61** (2011), no. 2, 419–435.