

The Coupled Rejection Sampler

Adrien Corenflos¹ and Simo Särkkä¹

¹Department of Electrical Engineering and Automation, Aalto University.

January 25, 2022

Abstract

We propose a novel coupled rejection-sampling method for sampling from couplings of arbitrary distributions. The method relies on accepting or rejecting coupled samples coming from dominating marginals. Contrary to existing acceptance-rejection methods, the variance of the execution time of the proposed method is limited and stays finite as the two target marginals approach each other in the sense of the total variation norm. In the important special case of coupling multivariate Gaussians with different means and covariances, we derive positive lower bounds for the resulting coupling probability of our algorithm, and we then show how the coupling method can be optimised using convex optimisation. Finally, we show how we can modify the coupled-rejection method to propose from coupled ensemble of proposals, so as to asymptotically recover a maximal coupling. We then apply the method to derive a novel parallel coupled particle filter resampling algorithm, and show how it can be used to speed up unbiased MCMC methods based on couplings.

Keywords: coupling methods; maximal coupling; parallel resampling; rejection sampling; total variation norm; unbiased MCMC

1 Introduction

Given two probability distributions p and q , a coupling (see, e.g., Thorisson, 2000; Lindvall, 2002) of p and q is defined as a pair of random variables (X, Y) , defined on a joint probability space, that are marginally distributed according to p and q , respectively. Coupling methods are ubiquitous in proving a number of inequalities used, for example, to study the convergence of Monte Carlo algorithms (see, e.g., Reutter and Johnson, 1995; Lindvall, 2002). More recently, coupling methods have been used as a computational tool rather than a theoretical one. In particular, the seminal paper of Jacob et al. (2020b) showed how to compute unbiased estimates of expectations using coupled Markov chains, allowing to then compute these to an arbitrary precision using distributed hardware. Following this work, several extensions have been developed, both in the classical Markov chain Monte Carlo (MCMC) methods (Heng and Jacob, 2019; Xu et al., 2021; Wang et al., 2021), as well as in pseudo-marginal and particle Markov chain Monte Carlo (PMCMC) methods (Jacob et al., 2020a; Middleton et al., 2019).

If X_t and Y_t are two Markov chains, the coupling (or meeting) time τ (e.g. Thorisson, 2000; Lindvall, 2002) is defined as $\inf\{t \geq 0 \mid X_t = Y_t\}$. In the context of MCMC methods, a common requirement of debiasing coupling methods is that the constructed coupled Markov chains have a coupling time with finite expectation $\mathbb{E}[\tau] < \infty$ (e.g. Jacob et al., 2020b). To construct such Markov chains, one typically relies on implementing a maximum coupling of the proposal distributions $q(\cdot \mid X_t)$, $q(\cdot \mid Y_t)$ (Jacob et al., 2020b; Wang et al., 2021). It is a pair of random variables (X^*, Y^*) which are marginally distributed according to $q(\cdot \mid X_t)$ and $q(\cdot \mid Y_t)$, respectively, such that $\mathbb{P}(X^* = Y^*)$ is maximised. When $q(\cdot \mid X_t)$ and $q(\cdot \mid Y_t)$ are Gaussian distributions with the same covariance, this can be done, for example, using the reflection-maximal coupling introduced in Bou-Rabee et al. (2020). However, in the case when the covariances are different, one needs to resort to using a rejection sampling

algorithm (see, e.g. Thorisson, 2000; Johnson, 1998). An important drawback of the latter algorithm is that its (random) run time variance goes to infinity as the total variation distance of the marginal distributions goes to zero (Gerber and Lee, 2021). This property limits its application in contractive schemes, such as unbiased MCMC methods, where the aim is to get the marginals to converge to one another. However, as pointed out in Gerber and Lee (2021), if one is willing to compromise on the maximal property, that is, sample X^* and Y^* with a suboptimal diagonal mass $\mathbb{P}(X^* = Y^*)$, then it is possible to control the variance of the run time. This can be used as a trade-off between computational cost and optimality (Jacob, 2021, Ch. 2).

The first contribution of this article is to present a novel algorithm for sampling from couplings of arbitrary distributions by using an acceptance-rejection scheme on proposal samples coming from a dominating coupling. The algorithm has the advantage that the variance of the execution time stays finite as the coupling marginals approach each other. The second contribution is to specialise this to Gaussians with different means and covariances, derive a principled convex optimisation scheme to find a good dominating proposal, and show that the coupling probability is lower-bounded by a positive (parametric) constant. The derived acceptance probability lower bounds also lead to novel upper bounds for the total variation distance between Gaussian distributions that are always less than 1. The third contribution is to modify the acceptance-rejection scheme by considering a coupled ensemble proposal such that, as the size of the proposal ensemble increases, the resulting algorithm asymptotically produces samples from a maximal coupling. We finally apply the methods introduced to derive a novel parallel coupled resampler for particle filtering, and show the attractiveness of our algorithms on a Gibbs sampling example.

The structure of the article is the following. In Section 2 we describe the coupling algorithm for generic distributions, prove its correctness, and analyse its theoretical properties. In Section 3 we then discuss the special case of coupling Gaussian distributions with different means and covariances. We derive tight lower bounds for the coupling success probability and show how to design and compute good dominating couplings. In Section 4, by extending Deligiannidis et al. (2020), we derive a coupled ensemble rejection sampler that extends the coupled-rejection algorithm designed in Section 2. We derive asymptotic bounds for the coupling success probability of the resulting coupling that show how this new method asymptotically recovers a maximal coupling. Finally, in Section 5, we empirically study the scaling of our method for the special case of Gaussian distributions with different covariances, then show how the method can be used to implement coupled parallel resampling, and finally compare with the variance trade-off discussed in Gerber and Lee (2021) on a Gibbs sampling problem.

Assumptions and Notations

In this article we suppose that all the random variables are defined on a common probability space $(\Omega, \mathcal{F}, \mathbb{P})$ and take value in a measurable space χ being either \mathbb{Z} or \mathbb{R}^d for some $d \geq 1$. It is, however, worth noting that the results and algorithms of this article directly extend to any measurable space for which the event $X = Y$ is measurable for all random variables X, Y .

When considering that X is sampled from a probability distribution p we write $X \sim p$. For the sake of notational simplicity, we will assume throughout this article that all distributions have a density with respect to a common measure (e.g., Lebesgue measure for densities defined on \mathbb{R}^d and the counting measure on the set of integers \mathbb{Z}), and where no confusion is possible we will identify the probability measure with its density. We, however, emphasise that all of our results can easily be rewritten in terms of Radon–Nikodym derivatives. Moreover, for the sake of conciseness, we use a slight abuse of notation by denoting by $\int(\cdot) dx = \int(\cdot) d\mu$ an integral with respect to an implicit unnamed reference measure μ .

When dealing with sequences u_N and v_N , we say that they are equivalent and write $u_N \sim v_N$ if we have $\frac{u_N}{v_N} \rightarrow 1$ as N goes to infinity. Furthermore, we write $\limsup_{N \rightarrow \infty} u_N$ for the quantity $\lim_{N \rightarrow \infty} \sup_{K \geq N} u_K$ when it exists, and similarly for \liminf .

We denote the Gaussian distribution with mean m and covariance P by $\mathcal{N}(m, P)$ and the corresponding density by $\mathcal{N}(x; m, P) = \det(2\pi P)^{-1/2} \exp(-\frac{1}{2}(x - m)^\top P^{-1}(x - m))$. The uniform proba-

bility density on $[0, 1]$ is denoted by $\mathcal{U}(0, 1)$. The probability density of coupling of (X, Y) is denoted by $\Gamma(x, y)$ and the probability density of the dominating coupling is denoted by $\hat{\Gamma}(x, y)$. When there is no ambiguity we interchangeably refer to the pair (X, Y) or its probability density as the coupling. Finally, for any random variable X and measurable event E , we write $X \mid E$ for a random variable with law $\mathbb{P}((X \mid E) \in A) = \mathbb{P}(X \in A \mid E)$.

2 The coupled-rejection method

Let $p(x)$ and $q(x)$ be two probability densities defined on χ . We define a diagonal coupling of p and q in the following way.

Definition 1 (Diagonal coupling). *A pair of random variables (X, Y) defined on a same probability space and taking values in χ is a diagonal coupling of the probability densities p and q if and only if it is a coupling, that is, if*

$$\mathbb{P}(X \in A) = \int_A p(x) dx, \quad \mathbb{P}(Y \in A) = \int_A q(x) dx,$$

for all measurable sets $A \subset \chi$, and if

$$\mathbb{P}(X = Y) > 0.$$

With this definition, a maximal coupling (Thorisson, 2000) is a diagonal coupling with maximal mass on the diagonal event $\{X = Y\}$. The maximal coupling also has a connection with the total variation distance between the distributions $\mathbb{P}(X)$ and $\mathbb{P}(Y)$. If we define total variation distance as $\|p - q\|_{TV} = \sup_A P(X \in A) - P(Y \in A) = 1 - \int \min(p(x), q(x)) dx$ then for maximal coupling we have

$$\mathbb{P}(X = Y) = 1 - \|p - q\|_{TV} = \int \min(p(x), q(x)) dx. \quad (1)$$

In order to construct the acceptance-rejection scheme, we need the following definition.

Definition 2 (Dominating pair). *Let (\hat{p}, \hat{q}) be a pair of probability densities. We say that it dominates (p, q) (or that $(p, q) \preceq (\hat{p}, \hat{q})$) if and only if there exists $1 \leq M(p, \hat{p}) < \infty$ and $1 \leq M(q, \hat{q}) < \infty$ such that for any $x \in \mathbb{R}^d$ we have*

$$p(x) \leq M(p, \hat{p}) \hat{p}(x), \quad q(x) \leq M(q, \hat{q}) \hat{q}(x). \quad (2)$$

It is worth noting that even if (\hat{p}, \hat{q}) dominates (p, q) then a coupling $\hat{\Gamma}(x, y)$ of (\hat{p}, \hat{q}) does not necessarily dominate a coupling $\Gamma(x, y)$ of (p, q) in the sense that there might not exist $M(\Gamma, \hat{\Gamma})$ such that $\Gamma(x, y) \leq M(\Gamma, \hat{\Gamma}) \hat{\Gamma}(x, y)$ for all $x, y \in \mathbb{R}^d$. However, in a slight abuse of language and notation, we say that a coupling $\hat{\Gamma}$ dominates the coupling Γ (i.e., $\hat{\Gamma} \succeq \Gamma$) when its marginals do.

Now, suppose that we have a diagonal coupling $\hat{\Gamma}$ of \hat{p} and \hat{q} dominating the independent coupling $(p \otimes q)(x, y) = p(x)q(y)$. It turns out that we can produce samples from a diagonal coupling Γ with marginals p and q by using an acceptance-rejection scheme with the coupling $\hat{\Gamma}$ as the proposal. Algorithm 1 shows how to do this.

The following proposition shows that Algorithm 1 indeed samples from a coupling of p and q , and its number of steps expectation and variance are bounded.

Proposition 1. *Suppose that $\hat{\Gamma} \succeq p \otimes q$. Then the random variables X and Y generated by Algorithm 1 are distributed according to p and q , respectively, and the mean and variance of the random number of steps τ of Algorithm 1 verify*

$$\mathbb{E}[\tau] \leq \min(M(p, \hat{p}), M(q, \hat{q})), \quad (3)$$

$$\mathbb{V}[\tau] \leq \min(M(p, \hat{p}), M(q, \hat{q}))^2 - 1. \quad (4)$$

Finally, when p and q do not have atoms, we also have $\mathbb{P}(X = Y) \leq \mathbb{P}(\hat{X} = \hat{Y})$.

Algorithm 1: Rejection-coupling of (p, q)

```

1 Function RejectionCoupling( $\hat{\Gamma}, p, q$ ):
  // Supposing  $\hat{\Gamma} \succeq p \otimes q$  is a coupling of  $\hat{p}$  and  $\hat{q}$ .
2  Set  $A_X = 0$  and  $A_Y = 0$  // Acceptance flags
3  while  $A_X = 0$  and  $A_Y = 0$  do
4    Sample  $\hat{X}, \hat{Y} \sim \hat{\Gamma}$ 
5    Sample  $U \sim \mathcal{U}(0, 1)$ 
6    if  $U < \frac{p(\hat{X})}{M(p, \hat{p})\hat{p}(\hat{X})}$  then
7      | Set  $A_X = 1$ 
8    if  $U < \frac{q(\hat{Y})}{M(q, \hat{q})\hat{q}(\hat{Y})}$  then
9      | Set  $A_Y = 1$ 
10 if  $A_X = 0$  then
11   | Sample  $X \sim p$ 
12 else
13   | Set  $X = \hat{X}$ 
14 if  $A_Y = 0$  then
15   | Sample  $Y \sim q$ 
16 else
17   | Set  $Y = \hat{Y}$ 
Return:  $X, Y$ 

```

Proof. In the case when $A_X = 0$, we simply sample from p . Otherwise, when $A_X = 1$, sampling of X again corresponds to sampling from p , but now with rejection sampling with proposal \hat{p} and ratio bound $M(p, \hat{p})$. Therefore the marginal of X is p . With a similar reasoning we can deduce that the marginal of Y is q .

The states (A_X, A_Y) in the algorithm form an absorbing Markov chain (e.g. Kemeny and Snell, 1976) with absorbing states $(0, 1)$, $(1, 0)$, and $(1, 1)$ and the probability of returning to the (only) transient state $(0, 0)$ is

$$\begin{aligned}
p_{00,00} &= 1 - \iint \max \left(\frac{p(x)}{M(p, \hat{p})\hat{p}(x)}, \frac{q(y)}{M(q, \hat{q})\hat{q}(y)} \right) \hat{\Gamma}(x, y) dx dy \\
&\leq 1 - \max \left(\int \frac{p(x)}{M(p, \hat{p})\hat{p}(x)} \hat{p}(x) dx, \int \frac{q(y)}{M(q, \hat{q})\hat{q}(y)} \hat{q}(y) dy \right) \\
&= 1 - \max \left(\frac{1}{M(p, \hat{p})}, \frac{1}{M(q, \hat{q})} \right).
\end{aligned} \tag{5}$$

Therefore, the number of steps in the algorithm has a geometric distribution with

$$\mathbb{E}[\tau] = \frac{1}{1 - p_{00,00}} \leq \min(M(p, \hat{p}), M(q, \hat{q})) \tag{6}$$

$$\mathbb{V}[\tau] = \left(\frac{1}{1 - p_{00,00}} \right)^2 - \frac{1}{1 - p_{00,00}} \leq \min(M(p, \hat{p}), M(q, \hat{q}))^2 - 1. \tag{7}$$

When p and q do not have atoms, then $X = Y$ only happens when $\hat{X} = \hat{Y}$ and $A_X = 1, A_Y = 1$. Because the probability of terminating to the absorbing state $(1, 1)$ is $p_{11} \leq 1$, we have $\mathbb{P}(X = Y) = p_{11} \mathbb{P}(\hat{X} = \hat{Y}) \leq \mathbb{P}(\hat{X} = \hat{Y})$. \square

Remark. The upper bounds on the number of steps mean and variance reduce to 1 and 0 when the proposals recover the targets, because then $p_{00,00} = 0$.

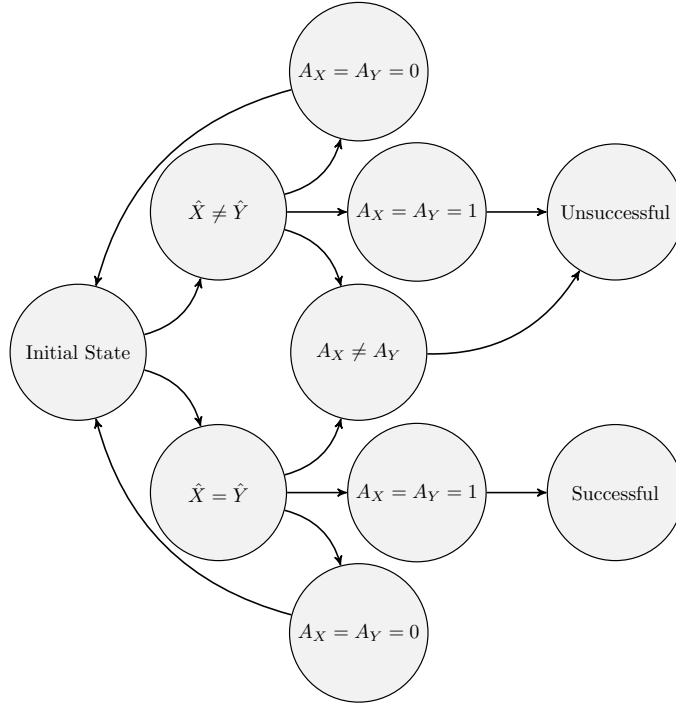


Figure 1: Markovian structure of Algorithm 1. The states “Successful” and “Unsuccessful” refer to the success in producing a coupling.

In Figure 1, we show how Algorithm 1 can be represented by a Markovian graph structure. A direct consequence of this perspective on Algorithm 1 is that $\mathbb{P}(X = Y) > 0$ as soon as $\mathbb{P}(\hat{X} = \hat{Y}) > 0$, $\mathbb{P}(A_X = 1 \mid \hat{X} = \hat{Y}) > 0$, and $\mathbb{P}(A_Y = 1 \mid \hat{X} = \hat{Y}) > 0$.

Proposition 2. *Suppose $\hat{\Gamma} \succeq p \otimes q$ is a diagonal coupling of \hat{p} and \hat{q} . Furthermore, suppose that for any $x \in \mathbb{R}^d$, we have $\hat{p}(x) > 0 \Rightarrow p(x) > 0$ and similarly for \hat{q} and q . In this case, Algorithm 1 defines a diagonal coupling of p and q .*

Proof. Proposition 1 ensures that Algorithm 1 indeed defines a coupling of p and q . Now, using the notations of Algorithm 1,

$$\mathbb{P}(X = Y) \geq \mathbb{P}(\hat{X} = \hat{Y} \& A_X = A_Y = 1) \quad (8)$$

$$= \mathbb{P}(A_X = A_Y = 1 \mid \hat{X} = \hat{Y}) \mathbb{P}(\hat{X} = \hat{Y}) \quad (9)$$

$$= \mathbb{P}(\hat{X} = \hat{Y}) \int c(x) \min \left(\frac{p(x)}{M(p, \hat{p})\hat{p}(x)}, \frac{q(x)}{M(q, \hat{q})\hat{q}(x)} \right) dx, \quad (10)$$

where $c(x)$ is the density of $\hat{X} \mid \hat{X} = \hat{Y}$.

Because $\mathbb{P}(\hat{X} = \hat{Y}) > 0$, we must have a measurable set A with $c(A) > 0$ and, for any $x \in A$, $\hat{p}(x) > 0$ and $\hat{q}(x) > 0$. This ensures that

$$\int c(x) \min \left(\frac{p(x)}{M(p, \hat{p})\hat{p}(x)}, \frac{q(x)}{M(q, \hat{q})\hat{q}(x)} \right) dx > 0, \quad (11)$$

and finally

$$\mathbb{P}(X = Y) > 0. \quad (12)$$

□

Proposition 2 provides weak conditions for Algorithm 1 to return a diagonal coupling of p and q , however, in practice, the coupling success probability will depend greatly on $\mathbb{P}(A_X = A_Y = 1 \mid \hat{X} = \hat{Y})$. This means $M(p, \hat{p})$ and $M(q, \hat{q})$ need to be as close as possible to 1 for the rejection step to not degrade the coupling success probability too much. This, unfortunately, may come at the cost of making the dominating coupling less successful, and it is not clear what the best trade-off is in this respect. In Section 3 we will see how to construct a tight dominating maximal coupling for arbitrary Gaussian distributions, while in Section 4 we will discuss how we can completely bypass this trade-off at the cost of additional (parallelisable) computations.

3 The multidimensional Gaussian case

In Section 2, we provided a general framework for sampling from diagonal couplings of arbitrary probability distributions by using a dominating coupling $\hat{\Gamma}$ as a proposal. In this section, we focus on the important special case of coupling d -dimensional Gaussian distributions with different means and covariances $\mathcal{N}(m, P)$ and $\mathcal{N}(\mu, \Sigma)$. If the Gaussian distributions had the same covariances $P = \Sigma$, then we could use the reflection-maximal coupling introduced in Bou-Rabee et al. (2020) to sample from a maximal coupling of them. However, in the case where they are different, the only current option is to use a rejection sampling algorithm (Thorisson, 2000; Johnson, 1998) which has the challenge that the run-time variance goes to infinity when the marginals approach each other (Jacob, 2021).

Our aim is now to use Algorithm 1 to sample from a coupling of $\mathcal{N}(m, P)$ and $\mathcal{N}(\mu, \Sigma)$, with different means and covariances, by using a maximal coupling between Gaussians sharing the same covariance matrix (Bou-Rabee et al., 2020) as the proposal $\hat{\Gamma}$. For the sake of completeness, we reproduce the method of Bou-Rabee et al. (2020), called “reflection-maximal” coupling in Algorithm 2. A natural candidate for a diagonal dominating coupling of $\mathcal{N}(m, P)$ and $\mathcal{N}(\mu, \Sigma)$ now consists in a reflection-maximal coupling of $\mathcal{N}(m, Q)$ and $\mathcal{N}(\mu, Q)$. For this coupling to be dominating, the covariance matrix Q needs to verify $Q^{-1} \preceq P^{-1}$ and that $Q^{-1} \preceq \Sigma^{-1}$ in the sense of Loewner ordering. This ensures that we have $\mathcal{N}(x; m, P) \leq \frac{\det(2\pi Q)^{1/2}}{\det(2\pi P)^{1/2}} \mathcal{N}(x; m, Q)$ and $\mathcal{N}(x; \mu, \Sigma) \leq \frac{\det(2\pi Q)^{1/2}}{\det(2\pi \Sigma)^{1/2}} \mathcal{N}(x; \mu, Q)$.

Algorithm 2: Reflection-maximal coupling

```

1 Function ReflectionCoupling( $a, b, Q$ ):
2    $z = Q^{-1/2}(a - b)$ 
3    $e = z / \|z\|$ 
4   Sample  $\dot{X} \sim \mathcal{N}(0, I)$  and  $U \sim \mathcal{U}(0, 1)$ 
5   if  $\mathcal{N}(\dot{X}; 0, I) U < \mathcal{N}(\dot{X} + z; 0, I)$ 
6     then
7       Set  $\dot{Y} = \dot{X} + z$ 
8   else
9     Set  $\dot{Y} = \dot{X} - 2 \langle e, \dot{X} \rangle e$ 
10  Set  $X = a + Q^{1/2} \dot{X}$  and  $Y = b + Q^{1/2} \dot{Y}$ 
    Return:  $X, Y$ 
```

The resulting algorithm now preserves diagonality of the coupling, and we have explicit expressions for its run time mean and variance.

Proposition 3. *Let Q be a covariance matrix with $Q^{-1} \preceq P^{-1}$ and $Q^{-1} \preceq \Sigma^{-1}$, and let $\hat{\Gamma}$ be a reflection-maximal coupling of $\mathcal{N}(m, Q)$ and $\mathcal{N}(\mu, Q)$. In this case Algorithm 1 for $\hat{\Gamma}$, $\mathcal{N}(m, P)$, and $\mathcal{N}(\mu, \Sigma)$ returns a diagonal coupling of $\mathcal{N}(m, P)$ and $\mathcal{N}(\mu, \Sigma)$. Moreover, its random number of steps τ has expectation*

$$\mathbb{E}(\tau) \leq \min(M(P, Q), M(\Sigma, Q))$$

and variance

$$\mathbb{V}(\tau) \leq \min(M(P, Q), M(\Sigma, Q))^2 - 1,$$

where $M(P, Q) = \frac{\det(2\pi Q)^{1/2}}{\det(2\pi P)^{1/2}}$ and $M(\Sigma, Q) = \frac{\det(2\pi Q)^{1/2}}{\det(2\pi \Sigma)^{1/2}}$.

Proof. This is a direct consequence of Proposition 1 applied to Gaussian distributions. \square

Remark. When $P = \Sigma$, one can take $Q = P = \Sigma$, so that the coupling proposal is always accepted and the resulting algorithm recovers Algorithm 2.

A covariance matrix Q with the properties $Q^{-1} \preceq P^{-1}$ and $Q^{-1} \preceq \Sigma^{-1}$ always exists, as one can always take, for example, $Q_{\max} = \max([\sigma(P), \sigma(\Sigma)]) I_d$, where $\sigma(M)$ is the spectrum of the matrix M . Given a chosen matrix Q , we could in theory compute the probability of a successful coupling for Algorithm 1, but the expression is computationally heavy to the work with. Therefore, we resort to find lower and upper bounds for the probability $P(X = Y)$.

Proposition 4. *In the Gaussian case we have*

$$0 < \frac{\det(2\pi H)^{1/2}}{\det(2\pi Q)^{1/2}} [\exp(-\beta/2) \mathcal{F}(\alpha, H) + \exp(-\gamma/2) [1 - \mathcal{F}(\delta, H)]] \quad (13)$$

$$\leq \mathbb{P}(X = Y) \quad (14)$$

$$\leq 2F\left(-\frac{1}{2}\|Q^{-1/2}(m - \mu)\|_2\right), \quad (15)$$

where

$$H = (P^{-1} + \Sigma^{-1} - Q^{-1})^{-1}, \quad (16)$$

$$\alpha = H(P^{-1}m + (\Sigma^{-1} - Q^{-1})\mu), \quad (17)$$

$$\beta = m^\top P^{-1}m + \mu^\top (\Sigma^{-1} - Q^{-1})\mu - \alpha^\top H^{-1}\alpha, \quad (18)$$

$$\delta = H(\Sigma^{-1}\mu + (P^{-1} - Q^{-1})m), \quad (19)$$

$$\gamma = \mu^\top \Sigma^{-1}\mu + m^\top (P^{-1} - Q^{-1})m - \delta^\top H^{-1}\delta, \quad (20)$$

along with

$$\mathcal{F}(u, V) := F\left(\frac{1}{2} \frac{m^\top Q^{-1}m - \mu^\top Q^{-1}\mu - 2u^\top Q^{-1}(m - \mu)}{\|[V^{1/2}]^\top Q^{-1}(m - \mu)\|_2}\right), \quad (21)$$

where F is the cumulative distribution of a standard normal distribution and $(\cdot)^{1/2}$ denotes the (lower) Cholesky factor of the argument matrix.

Proof. The right hand side directly follows from the fact that the rejection coupling is at best as successful as the dominating diagonal coupling used, which in this case is maximal with success probability given by $2F(-\frac{1}{2}\|Q^{-1/2}(m - \mu)\|_2)$. The proof of the left hand side can be found in Appendix A. \square

Remark. The bound in Proposition 4 is tight in the sense that the lower and upper bounds coincide when $P = \Sigma = Q$. In that case, $H = P$, $\alpha = m$, $\beta = 0$, $\delta = \mu$, and $\gamma = 0$, resulting in

$$\mathcal{F}(\alpha, H) = F\left(-\frac{1}{2}\|Q^{-1/2}(m - \mu)\|_2\right) \quad (22)$$

and

$$\mathcal{F}(\beta, H) = F\left(\frac{1}{2}\|Q^{-1/2}(m - \mu)\|_2\right) = 1 - F\left(-\frac{1}{2}\|Q^{-1/2}(m - \mu)\|_2\right), \quad (23)$$

which give (15) when substituted into (13).

As a direct corollary, Proposition 4 provides a new class of upper bounds for the total variation distance between two Gaussians via (1). These upper bounds are always less than 1. It is however not clear how they compare to already known bounds (see, e.g., Devroye et al. (2018) for a recent arXiv report on the subject), in particular in the high dimensional regime, and comparing these is left for future work.

An important aspect of the algorithm is the suitable selection of Q so that the coupling probability is as high as possible. Although $Q_{\max} = \max([\sigma(P), \sigma(\Sigma)]) I_d$ is one possible choice for Q , it might not be a good choice in practice as it may result in a low acceptance probability. Another possible option would be to optimise the lower bound in (13) with respect to Q , which unfortunately leads to a computationally heavy (and likely non-convex) optimisation problem. However, a suitable criterion for maximising the chance of coupling is to simply maximise $\mathbb{P}(A_X = 1) \mathbb{P}(A_Y = 1)$. As functions of Q^{-1} the logarithms of marginal acceptance probabilities are both of form $\frac{1}{2} \log \det(Q^{-1}) + \text{constant}$, and therefore a suitable optimisation problem for Q^{-1} is

$$\begin{aligned} & \max \log \det(Q^{-1}) \\ & Q^{-1} \preceq P^{-1}, \quad Q^{-1} \preceq \Sigma^{-1}, \quad Q^{-1} \succeq 0. \end{aligned}$$

While obtaining closed-form solution for this is not obvious, thankfully, this corresponds to a semi-definite program for which computationally efficient solvers are available (for a review, see, e.g., Boyd et al., 2004). We call the corresponding optimal covariance Q_{opt} . Furthermore, this problem has a form allowing for the use of disciplined parametrised programming (DPP, Agrawal et al., 2019) which enables faster parametric optimisation, namely, once the problem has been solved once for a given pair of matrix inputs P and Σ , it can be solved faster for a different pair of matrices. This makes using the optimisation routine within a loop – such as a Markov chain – more attractive.

4 The ensemble rejection-coupling method

As mentioned in Sections 2 and 3, the success probability of the coupling defined by Algorithm 1 is highly dependent on the acceptance probability of the marginal rejection subroutine. In fact, if the latter goes to 0 (which is typically the case when the dimension of the sampling space increases), the former will too. Thankfully, in Deligiannidis et al. (2020), the authors introduce an ensemble rejection sampler that allows to increase the acceptance probability of a rejection-sampling algorithm by proposing not one, but several proposals. That is, if p_{RS} is the probability of accepting a sample in the classical rejection-sampling algorithm, then the ensemble rejection sampler with N proposals has probability $p_{\text{ERS}} \geq \frac{N p_{\text{RS}}}{1 + (N-1) p_{\text{RS}}}$ to result in an accepted sample (Deligiannidis et al., 2020, Proposition 1).

Formally, let $p(x)$ be the target density, and $\hat{p}(x)$ be the proposal one. The authors form the self-normalised importance sample $\sum_{i=1}^N W_i \delta_{X_i}$, where $X_i \sim \hat{p}, i = 1, \dots, N$ are i.i.d., $w_i = \frac{p(X_i)}{\hat{p}(X_i)}$, $W_i = \frac{w_i}{\sum_{j=1}^N w_j}$, for $i = 1, \dots, N$. When this is done, they sample I from a categorical distribution $\text{Cat}((W_i)_{i=1}^N)$, and then accept the proposal X_I with probability $\frac{\sum_{i=1}^N w_i}{M(p, \hat{p}) + \sum_{i \neq I} w_i}$.

In order to improve the acceptance rate of Algorithm 1, we could decide to replace the rejection-sampling step by the ensemble rejection-sampling one and Propositions 1 and 2 would essentially remain unchanged. However, in practice, sampling I and J from the categorical distributions corresponding to the p and q component, respectively, would not result in a large probability for the event $I = J$, even if the corresponding weights are close and using common random numbers. This is a well-known property in the field of sequential Monte Carlo methods and leads to their non-differentiability (see, e.g., Malik and Pitt, 2011; Maddison et al., 2017; Corenflos et al., 2021).

Thankfully, it is easy to sample from a maximal coupling of multinomial distributions (Chopin and Singh, 2015), and we can therefore write a coupled version of the ensemble rejection sampler. This is summarised in Algorithm 3.

Algorithm 3: Ensemble rejection coupling of (p, q)

```

1 Function EnsembleRejectionCoupling( $\hat{\Gamma}, p, q, N$ ):
    // Supposing  $\hat{\Gamma} \succeq p \otimes q$  is a coupling of  $\hat{p}$  and  $\hat{q}$ .
    // Operations involving the index  $i$  need to be done  $N$  times
2   Set  $A_X = 0$  and  $A_Y = 0$  // Acceptance flags
3   while  $A_X = 0$  and  $A_Y = 0$  do
4       Sample  $\hat{X}_i, \hat{Y}_i \sim \hat{\Gamma}$ 
5       Set  $w_i^X = \frac{p(\hat{X}_i)}{\hat{p}(\hat{X}_i)}$  and  $w_i^Y = \frac{q(\hat{Y}_i)}{\hat{q}(\hat{Y}_i)}$ 
6       Set  $\hat{Z}_X = \frac{1}{N} \sum_{n=1}^N w_n^X$  and  $\hat{Z}_Y = \frac{1}{N} \sum_{n=1}^N w_n^Y$ 
7       Set  $W_i^X = \frac{w_i^X}{N\hat{Z}_X}$  and  $W_i^Y = \frac{w_i^Y}{N\hat{Z}_Y}$ 
8       Sample  $(I, J)$  from a maximal coupling of  $\text{Cat}((W_i^X)_{i=1}^N)$  and  $\text{Cat}((W_i^Y)_{i=1}^N)$ 
9       Set  $\bar{Z}_X = \hat{Z}_X + \frac{1}{N}(M(p, \hat{p}) - w_I^X)$  and  $\bar{Z}_Y = \hat{Z}_Y + \frac{1}{N}(M(q, \hat{q}) - w_J^Y)$ 
10      Set  $\hat{X} = \hat{X}_I$  and  $\hat{Y} = \hat{Y}_J$ 
11      Sample  $U \sim \mathcal{U}(0, 1)$ 
12      if  $U < \frac{\hat{Z}_X}{\bar{Z}_X}$  then
13          | Set  $A_X = 1$ 
14      if  $U < \frac{\hat{Z}_Y}{\bar{Z}_Y}$  then
15          | Set  $A_Y = 1$ 
16  if  $A_X = 0$  then
17      | Sample  $X \sim p$ 
18  else
19      | Set  $X = \hat{X}$ 
20  if  $A_Y = 0$  then
21      | Sample  $Y \sim q$ 
22  else
23      | Set  $Y = \hat{Y}$ 
  Return:  $X, Y$ 

```

In the remainder of this section, all the quantities $X, Y, \mathbb{P}(X = Y)$, and $\mathbb{P}(I = J)$ implicitly depend on the number of proposals N in the sampled ensemble. However, we do not notationally emphasise this dependency for the sake of readability.

Similarly to Proposition 1 we have the following result.

Proposition 5. *Suppose that $\hat{\Gamma} \succeq p \otimes q$. Then, for any $N > 0$, the random variables X and Y generated by Algorithm 3 are distributed according to p and q , respectively. Furthermore, the mean and variance of the random number of steps τ of Algorithm 3 verify*

$$\mathbb{E}[\tau] \leq \frac{N + \min(M(p, \hat{p}), M(q, \hat{q})) - 1}{N}, \quad (24)$$

$$\mathbb{V}[\tau] \leq \left(\frac{N + \min(M(p, \hat{p}), M(q, \hat{q})) - 1}{N} \right)^2 - 1. \quad (25)$$

Proof. As outlined in the proof of Proposition 1 in Deligiannidis et al. (2020), the ensemble rejection sampler is a rejection sampler on an extended space. As a consequence, because marginally both X and Y in Algorithm 3 are sampled from an ensemble rejection sampler, the analysis in the proof of Proposition 1 still holds. Moreover, the Markov chain analysis of Proposition 5 is left unchanged as well, providing the bounds on the mean and variance of the algorithm number of steps given by the bound on p_{ERS} . \square

Moreover Algorithm 3 preserves the diagonal property as well, and, in fact, contrarily to Algorithm 1, the coupling success probability of Algorithm 3 can be quantified, and we can show that it asymptotically recovers the maximal coupling probability. This result is given in the following proposition and corollary.

Proposition 6. *Suppose that the hypotheses of Proposition 2 are verified, then there exists a deterministic sequence l_N , such that for any N we have*

$$0 < l_N \leq \mathbb{P}(X = Y), \quad (26)$$

and

$$l_N \sim \mathbb{P}(\hat{X} = \hat{Y}) \cdot \frac{\int \min(p(x), q(x)) dx}{1 + l \cdot \frac{\sqrt{2N \log \log N}}{N}} \cdot \frac{N}{N - 1 + \frac{1}{p_X}} \cdot \frac{N}{N - 1 + \frac{1}{p_Y}}, \quad (27)$$

where $l = \min \left(\mathbb{V} \left[\frac{p(\hat{X})}{\hat{p}(\hat{X})} \right]^{1/2}, \mathbb{V} \left[\frac{q(\hat{Y})}{\hat{q}(\hat{Y})} \right]^{1/2} \right)$, and

$$p_X = \mathbb{P} \left(\frac{p(\hat{X})}{M(p, \hat{p})\hat{p}(\hat{X})} \mid \hat{X} = \hat{Y} \right) > 0, \quad (28)$$

$$p_Y = \mathbb{P} \left(\frac{q(\hat{Y})}{M(q, \hat{q})\hat{q}(\hat{Y})} \mid \hat{X} = \hat{Y} \right) > 0 \quad (29)$$

are the conditional acceptance probabilities of the individual rejection samplers. Additionally, when the distributions p and q do not have atoms, there exists a sequence u_N , such that for any N ,

$$\mathbb{P}(X = Y) \leq u_N, \quad (30)$$

and

$$u_N \sim \mathbb{P}(\hat{X} = \hat{Y}) \cdot \frac{\int \max(p(x), q(x)) dx}{1 - u \cdot \frac{\sqrt{2N \log \log N}}{N}}, \quad (31)$$

where $u = \max \left(\mathbb{V} \left[\frac{p(\hat{X})}{\hat{p}(\hat{X})} \right]^{1/2}, \mathbb{V} \left[\frac{q(\hat{Y})}{\hat{q}(\hat{Y})} \right]^{1/2} \right)$.

Finally, when the coupling $\hat{\Gamma}$ is maximal, we have $p_X \geq \frac{\mathbb{E}[p(\hat{Y})]}{\mathbb{P}(\hat{X}=\hat{Y})M(p,\hat{p})}$, and similarly, $p_Y \geq \frac{\mathbb{E}[q(\hat{X})]}{\mathbb{P}(\hat{X}=\hat{Y})M(q,\hat{q})}$, with the identity $p_X = \frac{1}{M(p,\hat{p})}$ and $p_Y = \frac{1}{M(q,\hat{q})}$ when we also have $\hat{p} = \hat{q}$.

Proof. The proof of Proposition 6 can be found in Appendix B. \square

Proposition 6 implies the following corollary.

Corollary. *Suppose that the hypotheses of Proposition 6 are verified and that the distributions p and q do not have atoms, then we have*

$$\mathbb{P}(X = Y) \xrightarrow[N \rightarrow \infty]{} \mathbb{P}(\hat{X} = \hat{Y}) \int \min(p(x), q(x)) dx. \quad (32)$$

Remark. *At first sight, the result of Proposition 6 might seem disappointing. Indeed, we are proving that by throwing an infinite amount of computing power at the coupling algorithm, we can lower bound the coupling success probability by a quantity lower than the maximal one. However, we need to remember that the choice of $\hat{\Gamma}$ is in fact arbitrary, and that we can often choose it in such a way that it increases $\mathbb{P}(\hat{X} = \hat{Y})$. For example, in the Gaussian case, we can select a dominating matrix Q that puts more mass in the direction $m - \mu$. Furthermore, we can also use a common proposal γ for p and q , in which case using the dominating coupling (X, Y) , where we have $X \sim \gamma$ and $Y = X$ results in $\mathbb{P}(\hat{X} = \hat{Y}) = 1$, and therefore the asymptotics of Proposition 5 recover the maximal coupling probability.*

Proposition 6 also provides a clear rule of thumb on how to choose N to achieve a desired coupling probability. For simplicity, suppose that we are using the dominating coupling $\hat{\Gamma}$ corresponding to the duplicated distribution γ . In this case, in order to obtain a coupling success of $\alpha \cdot \int \min(p(x), q(x)) dx$, $0 < \alpha < 1$, we can simply solve N for

$$\alpha = \frac{1}{1 + l \cdot \frac{\sqrt{2N \log \log N}}{N}}, \quad (33)$$

$$\Leftrightarrow l \cdot \frac{\sqrt{2N \log \log N}}{N} = \frac{1}{\alpha} - 1, \quad (34)$$

which approximately corresponds to

$$N \approx 2 \left(\frac{l}{\frac{1}{\alpha} - 1} \right)^2. \quad (35)$$

That is, the number of particles required to achieve a given coupling success depends linearly on the variance of the proposal to target ratios, and inverse quadratically in the acceptable suboptimality.

5 Applications

The code used to generate the examples in this section can be found at the following address.

5.1 Choice of the optimal covariance matrix in the Gaussian case

As discussed in Section 3, in order to pick a dominating coupling of Gaussian distributions with different covariance matrices P and Σ , it is sensible to maximise the acceptance probability of a given (coupled or uncoupled) sample coming from the coupling marginals. In order to illustrate the computational benefits of doing so, as compared to simply taking $Q_{\max} = \max(\sigma(P), \sigma(\Sigma))I$, we compare both approaches in terms of their (i) number of trials and (ii) coupling success probability, both empirically and via the theoretical bounds derived in Sections 2, 3, and 4 as the number of particles used in Algorithm 3 varies.

To generate Figure 2 and Figure 3, we take the dimension D to be 10, $m = \mu = 0$, $P = \text{diag}(1, 2, \dots, D)$ and we draw 200 random Σ 's by sampling a random orthogonal matrix U (given by the QR decomposition of a $D \times D$ matrix of i.i.d. standard Gaussian samples) and setting $\Sigma = UPU^\top$. We then run Algorithm 2 and Algorithm 4 500 times for each pair of covariance matrices generated to compute the coupling and the acceptance probabilities.

Figure 3 shows that the number of trials required to sample from Algorithms 1 and 3 is positively impacted by using Q_{opt} instead of Q_{\max} . However, it resulting in a faster run time will be highly dependent on the hardware and software chosen (we observed differences of magnitude $\times 2-3$ depending on the convex optimisation library used) and on the dimension D of the problem. On the other hand, if we are concerned with increasing the coupling success probability of the algorithm, Figure 2 shows that it is worth optimising for Q for the low-to-middle regime of particles in the ensemble.

As a rule of thumb, computing a matrix Q_{opt} as per Section 3 makes sense in small enough dimensions, or when one needs to sample many times from the coupling. In cases when it is possible to parallelise, or when computing Q_{opt} is too demanding, one should instead use Q_{\max} with a larger number of particles.

5.2 Coupled parallel resampling

Resampling is a key ingredient in sequential Monte Carlo (SMC) methods (for a recent review, see, e.g., Chopin and Papaspiliopoulos, 2020) as it allows to avoid path degeneracy by forgetting unsuccessful proposals. Formally, given an empirical distribution with unnormalised weights $(w_i)_{i=1}^M$ and locations

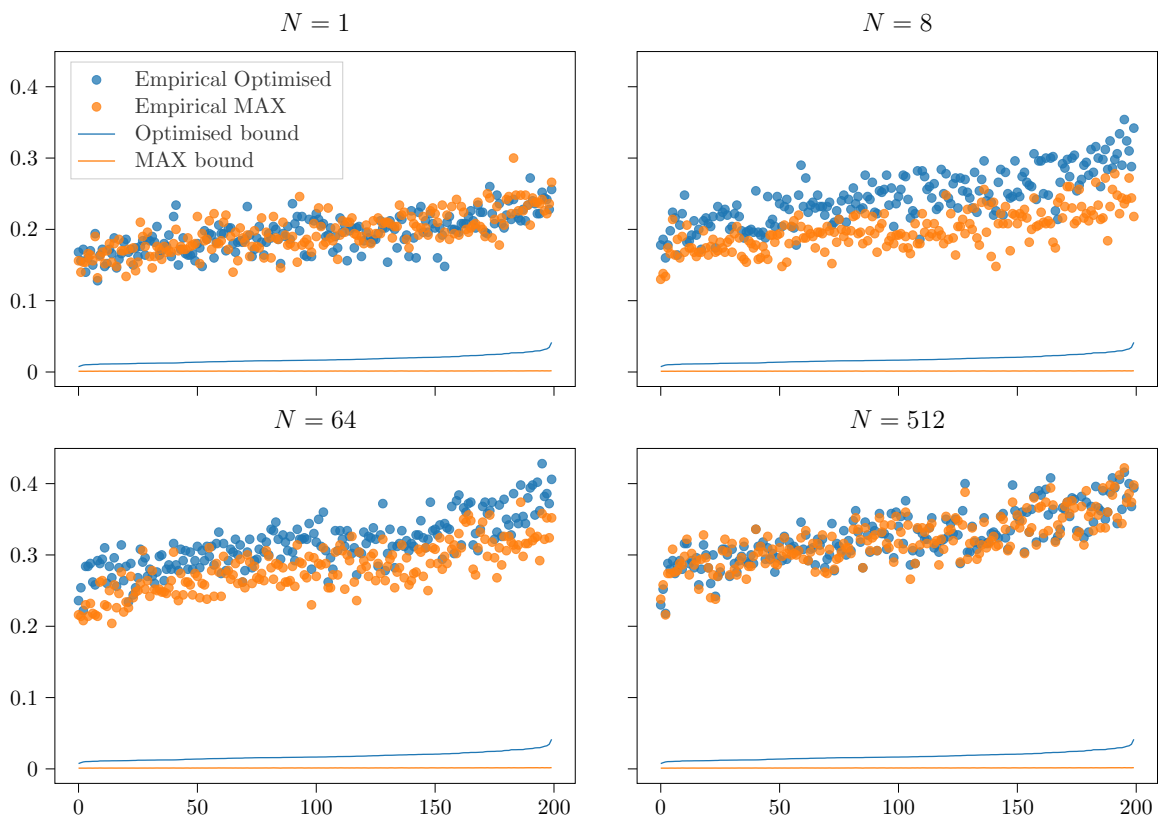


Figure 2: Coupling probability for the parallel rejection resampling in Section 5.2 for different numbers of proposals N in Algorithm 3. The points have been ordered according to the value of the optimised bound derived in Proposition 4 for better visualisation.

$(Z_i)_{i=1}^M$, classical resampling methods form a random empirical distribution with uniform weights $\frac{1}{M}$ and locations $(Z_{B_i})_{i=1}^N$, where $\mathbb{P}(B_i = j) \propto w_j$ for all $i, j = 1, \dots, M$.

While most operations in SMC are trivially parallelisable, standard techniques for resampling, such as multinomial, systematic or stratified resampling Carpenter et al. (1999) require communication and prevent full parallelisation of the method. In Murray et al. (2016), however, the authors show how the resampling operation can be recast as a tweaked parallel rejection sampling algorithm provided that one knows an upper bound to the unnormalised weights $(w_i)_{i=1}^M$.

On the other hand, Chopin and Singh (2015) (also used in Jacob et al., 2020a) show how we can construct a maximal coupling of multinomial distributions by first computing the overlap term $\int \min(p, q)$ and then sampling from a mixture representation of the maximal coupling. While sampling from the maximal coupling – once it has been formed – can be then done in parallel using Murray et al. (2016), computing the mass overlap term $\int \min(p, q)$ breaks the parallelisation obtained via Murray et al. (2016) and therefore the algorithm needs to be modified to retain parallelisation.

Our Algorithms 1 and 3 can readily be adapted to provide a parallel coupled version of the rejection sampler in Murray et al. (2016)¹ and we summarise the modification in Algorithm 4. Moreover, in the parallel context, using the ensemble version also helps with reducing both the expectation and variance of the individual rejection sampler run time. Because in the parallel context variable length tasks need to be synchronised (Murray et al., 2016), using an ensemble rejection method should then improve the effective performance of the resulting algorithm. This however also comes at the cost of additional

¹The only subtlety residing in the fact that the initial proposal in Murray et al. (2016) is deterministic.

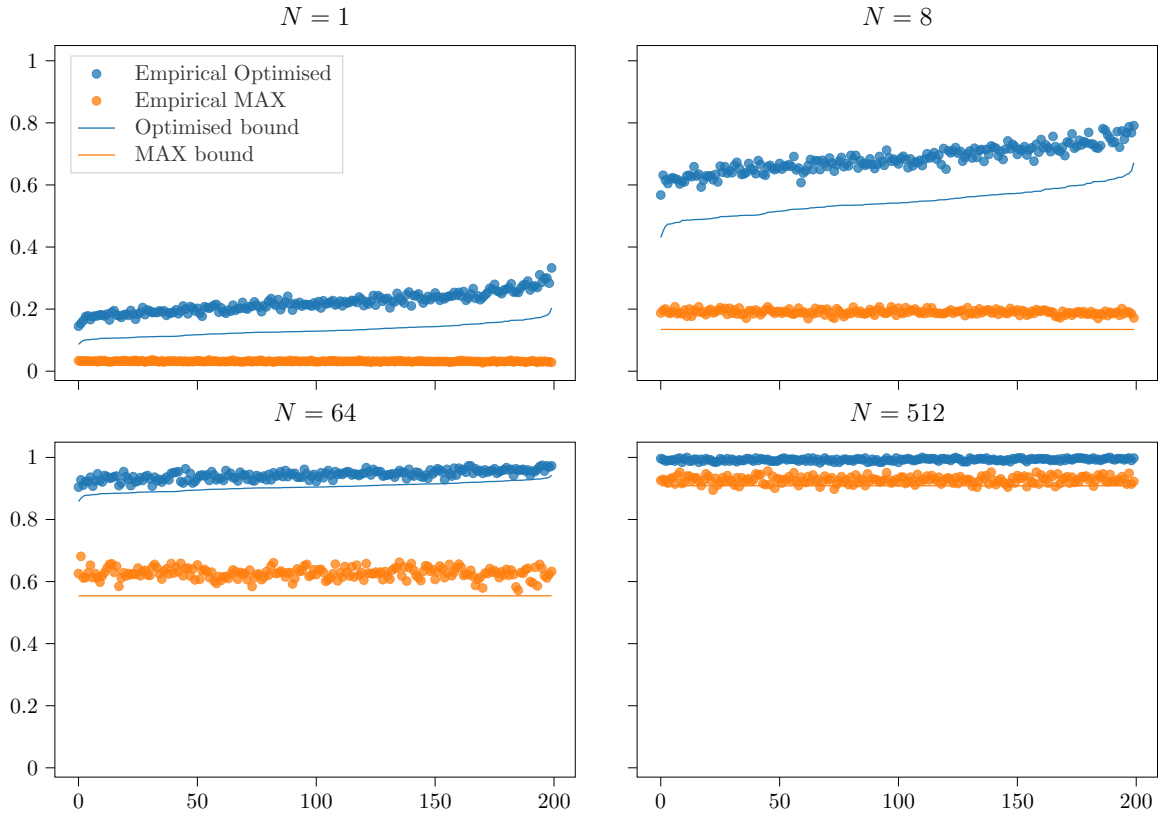


Figure 3: Acceptance probability of a sample for the parallel rejection resampling in Section 5.2 for different numbers of proposals N in Algorithm 3. The points have been ordered according to the value of the optimised bound derived in Proposition 3 for better visualisation.

computation on $M \ll N$ auxiliary weights, thereby resulting in an increased memory consumption as well as a total parallel computational complexity of $O(\log(M))$ instead of $O(1)$.

In order to illustrate our method on this problem, we consider a similar setting as in Murray et al. (2016). Let $M = 2^{14}$, x_i and z_i be identically distributed samples from $\mathcal{N}(0, 1)$, for $i = 1, \dots, M$. For $y = 0, 1, 2, 3$, we then take the weight function to be $\omega_y(a) = \mathcal{N}(y - a; 0, 1)$, forming two unnormalised samples $w_{i,y}^X = \omega_y(x_i)$ and $w_{i,y}^Z = \omega_y(z_i)$ which are both upper bounded by $1/\sqrt{2\pi}$.

In Figure 4, Figure 5, and Figure 6 we report the average coupling acceptance, the average number of trials, and the average run time, respectively, as well as the 95% confidence of these, of Algorithm 3 as y changes (and therefore the variance of the weights increases) for different ensemble proposal sizes N . As can be seen in Figure 4, we manage to recover the theoretical maximal coupling probability of the two pairs of weights as the number of particles N in the ensemble goes up. This at the same time corresponds to a higher average acceptance probability (see Figure 5), which in fact also reduces the total run time of the algorithm (see Figure 6). This tends to suggest that using an ensemble rejection method in the parallel context may lead to broader applicability of parallel rejection resampling than the recommendation in Section 3.4 of Murray et al. (2016), in particular in the high weights variance regime.

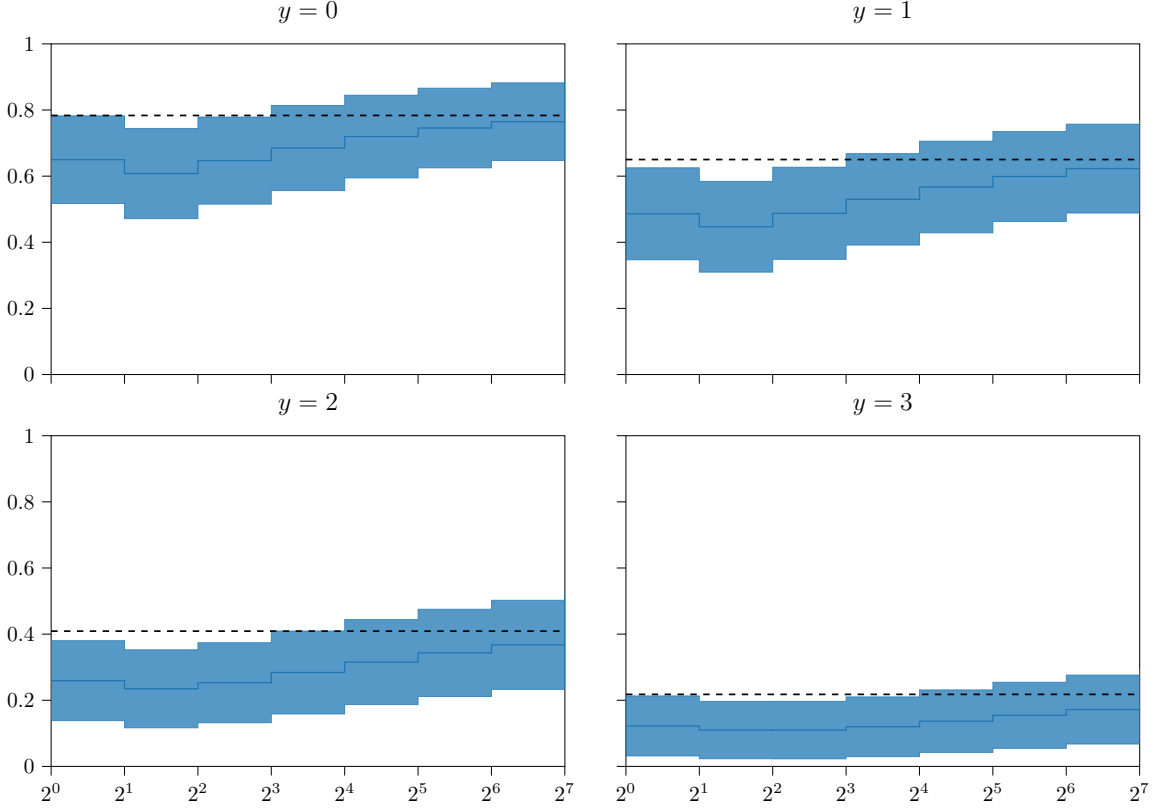


Figure 4: Coupling probability for the parallel rejection resampling in Section 5.2 as a function of the number of proposals N in Algorithm 3. The blue full line and confidence area correspond to the empirical results averaged over 100 resampling experiments, while the dashed line corresponds to the theoretical coupling probability as given by $\sum_i \min(W_{i,y}^X, W_{i,y}^Z)$, where $W_{i,y}^X = \frac{w_{i,y}^X}{\sum_{j=1}^M w_{j,y}^X}$ and $W_{i,y}^Z = \frac{w_{i,y}^Z}{\sum_{j=1}^M w_{j,y}^Z}$ are the self normalised versions of the weights $w_{i,y}^X$ and $w_{i,y}^Z$.

5.3 Coupled Gibbs sampling

Let us now consider the following density $p(x, y) \propto \exp\left(-\frac{1}{2}(x^\top x \cdot y^\top y + x^\top x + y^\top y)\right)$, $x, y \in \mathbb{R}^d$. We can express the conditional densities $p_{x|y}$ and $p_{y|x}$ in the following way:

$$p_{x|y}(x | y) = \mathcal{N}(x; 0, P_y), \quad P_y = \frac{1}{1 + y^\top y} I_d, \quad (36)$$

$$p_{y|x}(y | x) = \mathcal{N}(y; 0, P_x), \quad P_x = \frac{1}{1 + x^\top x} I_d. \quad (37)$$

This decomposition ensures that we can sample from $p(x, y)$ using Gibbs sampling (see, e.g., Robert and Casella, 2004, Ch. 4) by sampling from $p_{x|y}$ and $p_{y|x}$ alternatively. As described in Jacob et al. (2020b), to couple two resulting Gibbs chains, we only need to couple their conditional transition densities. That is, if we have two states (x, y) and (x', y') , we need to be able to sample from a coupling of $p_{x|y}$ and $p_{x|y'}$ and from a coupling of $p_{y|x}$ and $p_{y|x'}$. Because the densities have different covariance matrices for different states, we cannot use the reflection-maximal coupling of Bou-Rabee et al. (2020) described in Algorithm 2, but instead, need to resort to either Thorisson’s algorithm Thorisson (2000) in its modified form Gerber and Lee (2021) (so as to have finite run time variance) or to our proposed method. For the sake of completeness, we reproduce the modified algorithm of Thorisson in Appendix D.

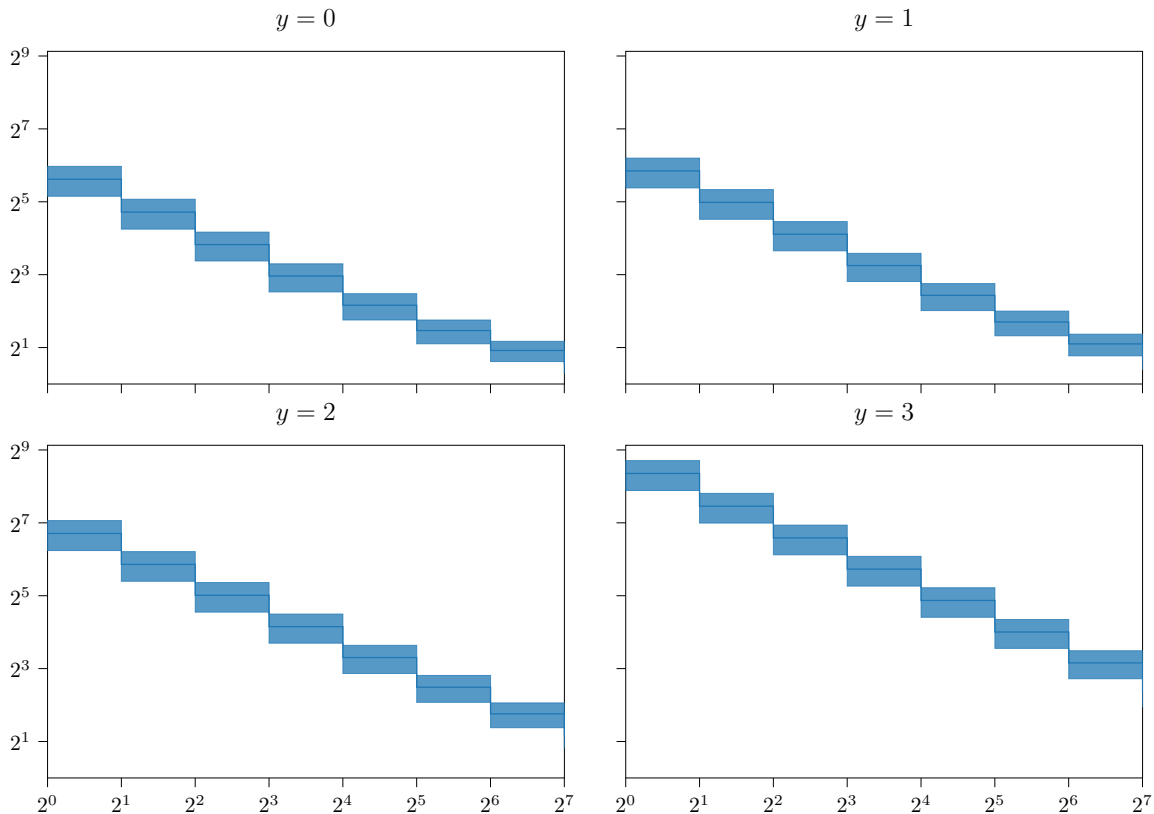


Figure 5: Number of trials for the parallel rejection resampling in Section 5.2 as a function of the number of proposals N in Algorithm 3. The blue full line and confidence area correspond to the empirical results averaged over 100 resampling experiments.

In Figure 7, we report the average meeting time Jacob et al. (2020b) of 10,000 coupled chains and, in Figure 8, the total time taken to do so, as well of the 95% confidence of these (we repeated the experiment 50 times to measure the uncertainty in these quantities). Our results were generated by using the dominating covariance matrix Q_{max} , which in this case actually corresponds to the optimal matrix Q_{opt} . We can see that our proposed method outperforms the modified version of Thorisson’s algorithm, both in run time and in expected meeting time of the chains for all sizes of ensembles. In fact, for $d = 1, 5$, the average meeting time of the chains were barely affected by the size of the ensemble used, so that the result coupling was almost maximal in its “naive” version of Algorithm 1.

6 Conclusion and discussion

In this article, we have introduced a novel coupled-rejection algorithm and an ensemble version of it for sampling from a target coupling using an acceptance-rejection scheme on samples from a dominating coupling. We have derived upper and lower bounds for their coupling success probabilities as well as the expectation and variance of their number of steps. In particular, our method provably preserves positive coupling probabilities of dominating coupling proposals and, in the ensemble case, asymptotically recovers the maximal coupling.

An important special case of our method consists in the multivariate Gaussian case where the algorithm allows to sample from coupled Gaussian distributions with different means and covariances with a low (finite) run time variance. This also allowed us to derive a family of upper bounds to the

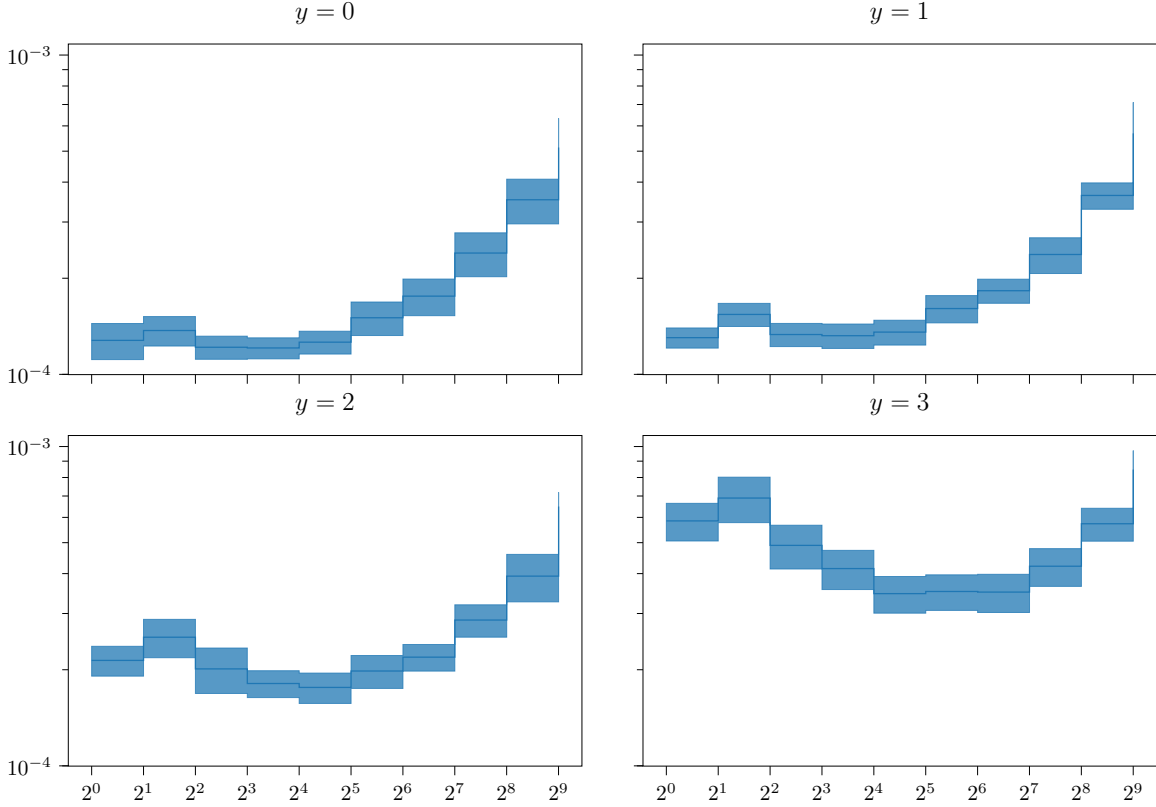


Figure 6: Run time for the parallel rejection resampling in Section 5.2 as a function of the number of proposals N in Algorithm 3. The blue full line and confidence area correspond to the empirical results averaged over 100 resampling experiments.

total variation distance between Gaussians. We believe that these bounds can be further improved by a more careful study of the quantities involved, possibly leading to even more useful bounds.

The proposed method is, however, not limited to the Gaussian case, and, in fact, if an extension of the reflection-maximal coupling of Bou-Rabee et al. (2020) to Gaussians with different means and covariances was derived, it could be used as a proposal in our algorithm. This would in turn simply expand and improve the applications of our proposed method for sampling diagonal couplings of sub-exponential distributions with high success probability.

We have also demonstrated the empirical usefulness of our method in coupling of Gaussian distributions with different means and covariances, parallel resampling in particle filtering, and coupling of Gibbs samplers.

Possible future research include applications such as fully parallel unbiased particle smoothing (Jacob et al., 2020a), and possible extensions such as coupled empirical rejection sampling or coupling of state-space models for which the ensemble rejection sampling method was originally introduced (Deligiannidis et al., 2020). Another direction of work is concerned with the special case of Gaussian distributions. In particular, finding computationally advantageous approximations to Q_{opt} , or even computing a covariance matrix maximising the actual coupling probability instead of the surrogate objective introduced in Section 3 would result in more successful and computationally feasible coupling. Another question consists in computing tighter bounds to the coupling probability of our algorithm, automatically resulting in better upper bounds for the TV norm between Gaussians.

Finally, it is worth noting that Algorithms 1 and 3 have been presented in a way that the marginals p and q are sampled independently in the case when the coupling step was unsuccessful, however, any

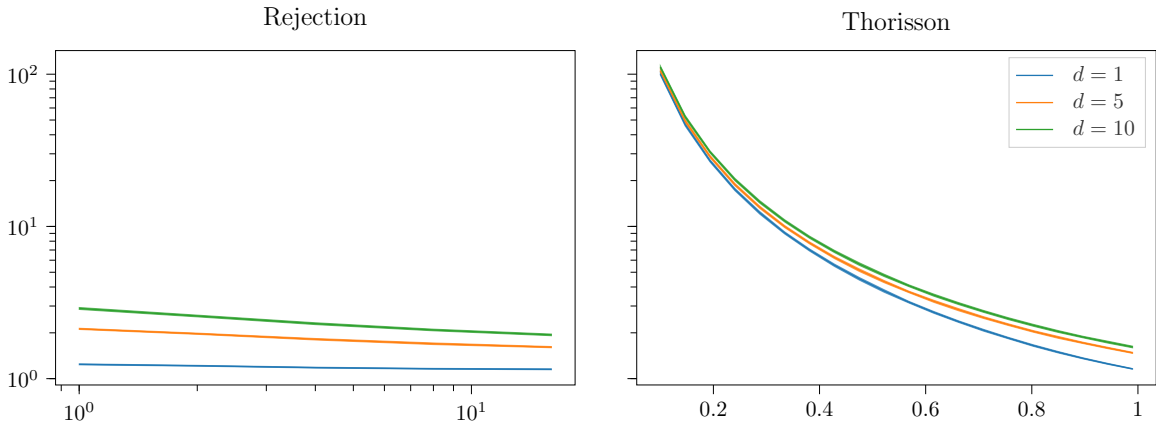


Figure 7: Average meeting time of the coupled Gibbs chains for our rejection method and Thorisson’s modified algorithm. The “Rejection” x-axis represents the number of samples used in the ensemble, while the “Thorisson” x-axis represents the suboptimality parameter C in the method (see Appendix D).

coupling of these is possible in practice, and in fact some non-independent couplings may have better behaviours in practice (see Wang et al., 2021, for an empirical study of these). Similarly, while the focus of this article has been with maximal couplings, our method can be used to propagate a certain useful coupling form from a dominating pair of marginals to the target ones. For example, suboptimal Wasserstein-like couplings (for a review see, e.g., Villani, 2009) could be sampled efficiently from a dominating optimal transport coupling of Gaussian. Studying the theoretical and empirical properties of these different extensions is left for future works.

Individual contributions

The original idea, implementation, and redaction of this article are all due to Adrien Corenflos. Simo Särkkä helped reviewing and finalising the manuscript.

Acknowledgements

The first author would like to warmly thank Pierre E. Jacob for making his lecture notes on coupling methods freely available on the internet. This work would probably never have been written otherwise.

References

- Agrawal, A., Amos, B., Barratt, S., Boyd, S., Diamond, S., and Kolter, Z. (2019). Differentiable convex optimization layers. In *33rd Conference on Neural Information Processing Systems (NeurIPS 2019)*.
- Bou-Rabee, N., Eberle, A., and Zimmer, R. (2020). Coupling and convergence for Hamiltonian Monte Carlo. *The Annals of Applied Probability*, 30(3):1209–1250.
- Boyd, S., Boyd, S. P., and Vandenberghe, L. (2004). *Convex Optimization*. Cambridge University Press.
- Carpenter, J., Clifford, P., and Fearnhead, P. (1999). Improved particle filter for nonlinear problems. *IEEE Proceedings-Radar, Sonar and Navigation*, 146(1):2–7.

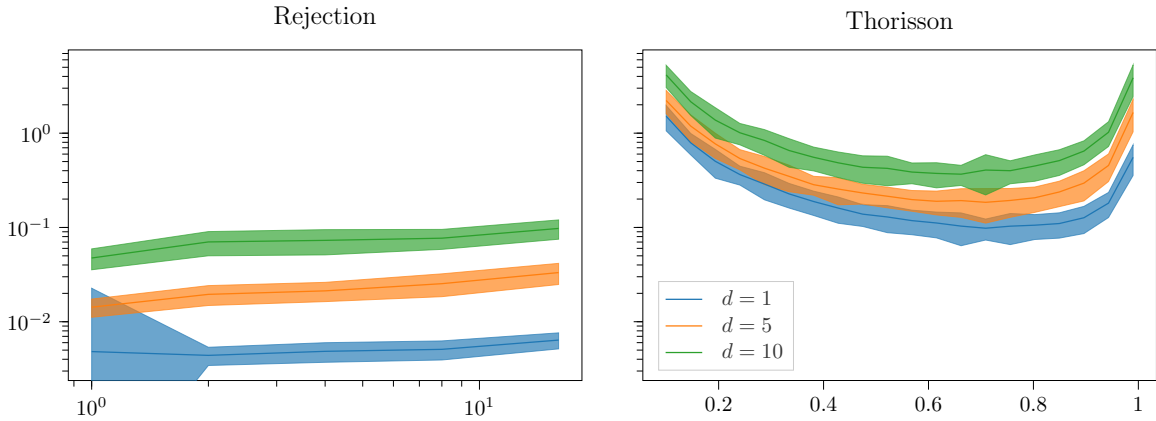


Figure 8: Run time of the coupled Gibbs chains for our rejection method and Thorisson’s modified algorithm. The “Rejection” x-axis represents the number of samples used in the ensemble, while the “Thorisson” x-axis represents the suboptimality parameter C in the method (see Appendix D).

- Chopin, N. and Papaspiliopoulos, O. (2020). *An Introduction to Sequential Monte Carlo*. Springer.
- Chopin, N. and Singh, S. S. (2015). On particle Gibbs sampling. *Bernoulli*, 21(3):1855–1883.
- Corenflos, A., Thornton, J., Deligiannidis, G., and Doucet, A. (2021). Differentiable particle filtering via entropy-regularized optimal transport. In Meila, M. and Zhang, T., editors, *Proceedings of the 38th International Conference on Machine Learning*, volume 139 of *Proceedings of Machine Learning Research*, pages 2100–2111. PMLR.
- Deligiannidis, G., Doucet, A., and Rubenthaler, S. (2020). Ensemble rejection sampling. *arXiv preprint arXiv:2001.09188*.
- Devroye, L., Mehrabian, A., and Reddad, T. (2018). The total variation distance between high-dimensional Gaussians. *arXiv preprint arXiv:1810.08693*.
- Gerber, M. and Lee, A. (2021). Discussion on the paper “Unbiased Markov chain Monte Carlo methods with couplings” by Jacob, O’Leary and Atchadé. *Journal of the Royal Statistical Society: Series B (Statistical Methodology)*, 82(3):584–585.
- Heng, J. and Jacob, P. E. (2019). Unbiased Hamiltonian Monte Carlo with couplings. *Biometrika*, 106(2):287–302.
- Jacob, P. E. (2021). Couplings and Monte Carlo. Lecture notes of course STAT 248 at Harvard University.
- Jacob, P. E., Lindsten, F., and Schön, T. B. (2020a). Smoothing with couplings of conditional particle filters. *Journal of the American Statistical Association*, 115(530):721–729.
- Jacob, P. E., O’Leary, J., and Atchadé, Y. F. (2020b). Unbiased Markov chain Monte Carlo methods with couplings. *Journal of the Royal Statistical Society: Series B (Statistical Methodology)*, 82(3):543–600.
- Johnson, V. E. (1998). A coupling-regeneration scheme for diagnosing convergence in Markov chain Monte Carlo algorithms. *Journal of the American Statistical Association*, 93(441):238–248.
- Kemeny, J. G. and Snell, J. L. (1976). *Finite Markov Chains*. Springer-Verlag.
- Lindvall, T. (2002). *Lectures on the Coupling Method*. Dover.

- Maddison, C. J., Lawson, D., Tucker, G., Heess, N., Norouzi, M., Mnih, A., Doucet, A., and Teh, Y. W. (2017). Filtering variational objectives. In *Advances in Neural Information Processing Systems*.
- Malik, S. and Pitt, M. K. (2011). Particle filters for continuous likelihood evaluation and maximisation. *Journal of Econometrics*, 165(2):190–209.
- Middleton, L., Deligiannidis, G., Doucet, A., and Jacob, P. E. (2019). Unbiased smoothing using particle independent Metropolis-Hastings. In *The 22nd International Conference on Artificial Intelligence and Statistics*, pages 2378–2387. PMLR.
- Murray, L. M., Lee, A., and Jacob, P. E. (2016). Parallel resampling in the particle filter. *Journal of Computational and Graphical Statistics*, 25(3):789–805.
- Reutter, A. and Johnson, V. E. (1995). General strategies for assessing convergence of MCMC algorithms using coupled sample paths. Technical report, Duke University.
- Robert, C. P. and Casella, G. (2004). *The Two-Stage Gibbs Sampler*, pages 337–370. Springer New York, New York, NY.
- Shiryayev, A. N. (1996). *Probability*. Springer, 2nd edition.
- Thorisson, H. (2000). *Coupling, Stationarity, and Regeneration*. Springer-Verlag.
- Villani, C. (2009). *Optimal transport: old and new*, volume 338. Springer.
- Wang, G., O’Leary, J., and Jacob, P. (2021). Maximal couplings of the metropolis-hastings algorithm. In *International Conference on Artificial Intelligence and Statistics*, pages 1225–1233. PMLR.
- Xu, K., Fjelde, T. E., Sutton, C., and Ge, H. (2021). Couplings for multinomial Hamiltonian Monte Carlo. In *International Conference on Artificial Intelligence and Statistics*, pages 3646–3654. PMLR.

A Proof of Proposition 4

Because it is a maximal coupling, the reflection-maximal coupling is successful with probability

$$\mathbb{P}(\hat{X} = \hat{Y}) = 1 - \|\mathcal{N}(m, Q) - \mathcal{N}(\mu, Q)\|_{TV} = 2F\left(-\frac{1}{2}\|Q^{-1/2}(m - \mu)\|_2\right), \quad (38)$$

where F is the cumulative distribution function of a standard Gaussian and we have

$$\begin{aligned} \mathbb{P}(\hat{X} \in A \mid \hat{X} = \hat{Y}) &= \mathbb{P}(\hat{Y} \in A \mid \hat{X} = \hat{Y}) \\ &= \frac{1}{\mathbb{P}(\hat{X} = \hat{Y})} \int \mathbb{1}(x \in A) \min(\mathcal{N}(x; m, Q), \mathcal{N}(x; \mu, Q)) \, dx. \end{aligned} \quad (39)$$

For the coupling of Algorithm 1 to be successful, we need the dominating coupling to be successful and for both \hat{X} or \hat{Y} to be accepted, that is,

$$\mathbb{P}(X = Y) \geq \mathbb{P}(\hat{X} = \hat{Y})\mathbb{P}(A_X = A_Y = 1 \mid \hat{X} = \hat{Y}). \quad (40)$$

Now, using generic distributions notations,

$$\mathbb{P}(A_X = A_Y = 1 \mid \hat{X}) \quad (41)$$

$$= \frac{1}{\mathbb{P}(\hat{X} = \hat{Y})} \int \min\left(\frac{p(x)}{M(p, \hat{p})\hat{p}(x)}, \frac{q(x)}{M(q, \hat{q})\hat{q}(x)}\right) \min(\hat{p}(x), \hat{q}(x)) \, dx \quad (42)$$

$$\leq \frac{1}{\mathbb{P}(\hat{X} = \hat{Y})} \int \frac{p(x)}{M(p, \hat{p})\hat{p}(x)} \cdot \frac{q(x)}{M(q, \hat{q})\hat{q}(x)} \min(\hat{p}(x), \hat{q}(x)) \, dx, \quad (43)$$

because both terms in the minimum are at most 1.

Remark. The last line would have corresponded to using a different uniform sample U to accept \hat{X} and \hat{Y} in Algorithm 1.

We can now compute the following integral explicitly:

$$\begin{aligned} & \frac{p(x)}{M(p, \hat{p})\hat{p}(x)} \cdot \frac{q(x)}{M(q, \hat{q})\hat{q}(x)} \\ &= \exp\left(-\frac{1}{2}[(x-m)^\top (P^{-1} - Q^{-1})(x-m) + (x-\mu)^\top (\Sigma^{-1} - Q^{-1})(x-\mu)]\right). \end{aligned} \quad (44)$$

Now, we have

$$\mathcal{N}(x; m, Q) < \mathcal{N}(x; \mu, Q) \quad (45)$$

$$\Leftrightarrow x^\top Q^{-1}(m - \mu) < \frac{1}{2} [m^\top Q^{-1}m - \mu^\top Q^{-1}\mu]. \quad (46)$$

Moreover, when we have $\mathcal{N}(x; m, Q) < \mathcal{N}(x; \mu, Q)$, the integrand in (43) becomes

$$\begin{aligned} & \frac{p(x)}{M(p, \hat{p})\hat{p}(x)} \cdot \frac{q(x)}{M(q, \hat{q})\hat{q}(x)} \mathcal{N}(x; m, Q) \\ &= \frac{1}{\det(2\pi Q)^{1/2}} \exp\left(-\frac{1}{2}[(x-m)^\top P^{-1}(x-m) + (x-\mu)^\top (\Sigma^{-1} - Q^{-1})(x-\mu)]\right). \end{aligned} \quad (47)$$

Now,

$$\begin{aligned} & (x-m)^\top P^{-1}(x-m) + (x-\mu)^\top (\Sigma^{-1} - Q^{-1})(x-\mu) \\ &= (x-\alpha)^\top H^{-1}(x-\alpha) + \beta, \end{aligned} \quad (48)$$

where

$$H = (P^{-1} + \Sigma^{-1} - Q^{-1})^{-1} \quad (49)$$

$$\alpha = H (P^{-1}m + (\Sigma^{-1} - Q^{-1})\mu) \quad (50)$$

$$\beta = m^\top P^{-1}m + \mu^\top (\Sigma^{-1} - Q^{-1})\mu - \alpha^\top H^{-1}\alpha. \quad (51)$$

This means that when $\mathcal{N}(x; m, Q) < \mathcal{N}(x; \mu, Q)$, the integrand in (43) becomes

$$\exp(-\beta/2) \frac{\det(2\pi H)^{1/2}}{\det(2\pi Q)^{1/2}} \mathcal{N}(x; \alpha, H). \quad (52)$$

Under $\mathcal{N}(\alpha, H)$, the event

$$x^\top Q^{-1}(m - \mu) < \frac{1}{2} [m^\top Q^{-1}m - \mu^\top Q^{-1}\mu] \quad (53)$$

$$\Leftrightarrow (x - \alpha)^\top H^{-\top/2} H^{\top/2} Q^{-1}(m - \mu) < \frac{1}{2} [m^\top Q^{-1}m - \mu^\top Q^{-1}\mu - 2\alpha^\top Q^{-1}(m - \mu)] \quad (54)$$

has probability

$$\mathcal{F}(\alpha, H) := F\left(\frac{1}{2} \frac{m^\top Q^{-1}m - \mu^\top Q^{-1}\mu - 2\alpha^\top Q^{-1}(m - \mu)}{\|H^{\top/2} Q^{-1}(m - \mu)\|_2}\right), \quad (55)$$

where F is the cumulative distribution of a standard normal distribution. Symmetrically, when $\mathcal{N}(x; m, Q) > \mathcal{N}(x; \mu, Q)$, the integrand in (43) becomes

$$\exp(-\gamma/2) \frac{\det(2\pi H)^{1/2}}{\det(2\pi Q)^{1/2}} \mathcal{N}(x; \delta, H), \quad (56)$$

where

$$\delta = H \left(\Sigma^{-1} \mu + (P^{-1} - Q^{-1}) m \right), \quad (57)$$

$$\gamma = \mu^\top \Sigma^{-1} \mu + m^\top (P^{-1} - Q^{-1}) m - \delta^\top H^{-1} \delta. \quad (58)$$

and the event $\mathcal{N}(x; m, Q) > \mathcal{N}(x; \mu, Q)$ has probability $1 - \mathcal{F}(\delta, H)$ under $\mathcal{N}(\delta, H)$. Therefore, we finally obtain

$$\mathbb{P}(X = Y) \geq \frac{\det(2\pi H)^{1/2}}{\det(2\pi Q)^{1/2}} [\exp(-\beta/2) \mathcal{F}(\alpha, H) + \exp(-\gamma/2) [1 - \mathcal{F}(\delta, H)]]. \quad (59)$$

B Proof of Proposition 6

Similarly as for the proof of Proposition 2, we have

$$\begin{aligned} \mathbb{P}(X = Y) &\geq \mathbb{P}(\hat{X}_I = \hat{Y}_J \& A_X = A_Y = 1 \& I = J) \\ &= \mathbb{P}(A_X = A_Y = 1 \mid I = J, \hat{X}_I = \hat{Y}_J) \mathbb{P}(\hat{X}_I = \hat{Y}_J \mid I = J) \mathbb{P}(I = J) \end{aligned} \quad (60)$$

as well as, when the distributions p and q do not have atoms,

$$\begin{aligned} \mathbb{P}(X = Y) &\leq \mathbb{P}(\hat{X}_I = \hat{Y}_J \& I = J) \\ &= \mathbb{P}(\hat{X}_I = \hat{Y}_J \mid I = J) \mathbb{P}(I = J). \end{aligned} \quad (61)$$

Following Deligiannidis et al. (2020), we can lower bound $\mathbb{P}(A_X = A_Y = 1 \mid I = J, \hat{X}_I = \hat{Y}_J)$ by

$$\begin{aligned} &\mathbb{P}(A_X = A_Y = 1 \mid I = J, \hat{X}_I = \hat{Y}_J) \\ &\geq \mathbb{P}(A_X = 1 \mid I = J, \hat{X}_I = \hat{Y}_J) \cdot \mathbb{P}(A_Y = 1 \mid I = J, \hat{X}_I = \hat{Y}_J) \\ &\geq \frac{N}{N - 1 + \frac{1}{p_X}} \cdot \frac{N}{N - 1 + \frac{1}{p_Y}}, \end{aligned} \quad (62)$$

where $p_X = \mathbb{P}\left(\frac{p(\hat{X})}{M(p, \hat{p})\hat{p}(\hat{X})} \mid \hat{X} = \hat{Y}\right) > 0$ and $p_Y = \mathbb{P}\left(\frac{q(\hat{Y})}{M(q, \hat{q})\hat{q}(\hat{Y})} \mid \hat{X} = \hat{Y}\right) > 0$. Furthermore, using the maximality property of $\hat{\Gamma}$, $p_X \geq \frac{1}{\mathbb{P}(\hat{X}=\hat{Y}) M(p, \hat{p})} \mathbb{E}[p(\hat{Y})]$, and similarly, $p_Y \geq \frac{1}{\mathbb{P}(\hat{X}=\hat{Y}) M(q, \hat{q})} \mathbb{E}[q(\hat{X})]$, with the identity $p_X = \frac{1}{M(p, \hat{p})}$ and $p_Y = \frac{1}{M(q, \hat{q})}$ when we also have $\hat{p} = \hat{q}$. Now we have

$$\begin{aligned} &\mathbb{P}(I = J) \\ &= \mathbb{E}\left[\sum_{n=1}^N \min(W_n^X, W_n^Y)\right] \\ &= \mathbb{E}\left[\sum_{n=1}^N \min\left(\frac{\frac{p(\hat{X}_n)}{\hat{p}(\hat{X}_n)}}{\sum_{m=1}^N \frac{p(\hat{X}_m)}{\hat{p}(\hat{X}_m)}}, \frac{\frac{q(\hat{Y}_n)}{\hat{q}(\hat{Y}_n)}}{\sum_{m=1}^N \frac{q(\hat{Y}_m)}{\hat{q}(\hat{Y}_m)}}\right)\right] \\ &= N \mathbb{E}\left[\min\left(\frac{\frac{p(\hat{X}_1)}{\hat{p}(\hat{X}_1)}}{\sum_{m=1}^N \frac{p(\hat{X}_m)}{\hat{p}(\hat{X}_m)}}, \frac{\frac{q(\hat{Y}_1)}{\hat{q}(\hat{Y}_1)}}{\sum_{m=1}^N \frac{q(\hat{Y}_m)}{\hat{q}(\hat{Y}_m)}}\right)\right] \\ &= \frac{N}{\sqrt{2N \log \log N}} \mathbb{E}\left[\min\left(\frac{\frac{p(\hat{X}_1)}{\hat{p}(\hat{X}_1)}}{\frac{1}{\sqrt{2N \log \log N}} \sum_{m=1}^N \frac{p(\hat{X}_m)}{\hat{p}(\hat{X}_m)}}, \frac{\frac{q(\hat{Y}_1)}{\hat{q}(\hat{Y}_1)}}{\frac{1}{\sqrt{2N \log \log N}} \sum_{m=1}^N \frac{q(\hat{Y}_m)}{\hat{q}(\hat{Y}_m)}}\right)\right] > 0, \end{aligned} \quad (63)$$

the positivity following from the same argument as for Proposition 2.

We can notice that

$$\frac{1}{\sqrt{2N \log \log N}} \sum_{m=1}^N \frac{p(\hat{X}_m)}{\hat{p}(\hat{X}_m)} = \frac{1}{\sqrt{2N \log \log N}} \sum_{m=1}^N \left[\frac{p(\hat{X}_m)}{\hat{p}(\hat{X}_m)} - 1 \right] + \frac{N}{\sqrt{2N \log \log N}} \quad (64)$$

so that

$$\frac{1}{\sqrt{2N \log \log N}} \sum_{m=1}^N \frac{p(\hat{X}_m)}{\hat{p}(\hat{X}_m)} \leq \frac{N}{\sqrt{2N \log \log N}} + \sup_{K \geq N} \frac{1}{\sqrt{2K \log \log K}} \sum_{m=1}^K \left[\frac{p(\hat{X}_m)}{\hat{p}(\hat{X}_m)} - 1 \right], \quad (65)$$

and

$$\frac{1}{\sqrt{2N \log \log N}} \sum_{m=1}^N \frac{p(\hat{X}_m)}{\hat{p}(\hat{X}_m)} \geq \frac{N}{\sqrt{2N \log \log N}} + \inf_{K \geq N} \frac{1}{\sqrt{2K \log \log K}} \sum_{m=1}^K \left[\frac{p(\hat{X}_m)}{\hat{p}(\hat{X}_m)} - 1 \right]. \quad (66)$$

Furthermore, the law of the iterated logarithm (see, e.g., Shiryaev, 1996) ensures that

$$\limsup_{N \rightarrow \infty} \frac{1}{\sqrt{2N \log \log N}} \sum_{m=1}^N \left[\frac{p(\hat{X}_m)}{\hat{p}(\hat{X}_m)} - 1 \right] = \mathbb{V} \left[\frac{p(\hat{X})}{\hat{p}(\hat{X})} \right]^{1/2} \quad (67)$$

and

$$\liminf_{N \rightarrow \infty} \frac{1}{\sqrt{2N \log \log N}} \sum_{m=1}^N \left[\frac{p(\hat{X}_m)}{\hat{p}(\hat{X}_m)} - 1 \right] = -\mathbb{V} \left[\frac{p(\hat{X})}{\hat{p}(\hat{X})} \right]^{1/2}, \quad (68)$$

a similar result being true for the \hat{Y} part. By rearranging the inequalities together, this ensures that there exist two sequences l_N and u_N such that for any N we have

$$l_N \leq \mathbb{P}(I = J) \leq u_N, \quad (69)$$

with

$$l_N \sim \frac{\int \min(p(x), q(x)) dx}{1 + l \frac{\sqrt{2N \log \log N}}{N}}, \quad u_N \sim \frac{\int \min(p(x), q(x)) dx}{1 - u \frac{\sqrt{2N \log \log N}}{N}}, \quad (70)$$

where $u = \max \left(\mathbb{V} \left[\frac{p(\hat{X})}{\hat{p}(\hat{X})} \right]^{1/2}, \mathbb{V} \left[\frac{q(\hat{Y})}{\hat{q}(\hat{Y})} \right]^{1/2} \right)$ and $l = \min \left(\mathbb{V} \left[\frac{p(\hat{X})}{\hat{p}(\hat{X})} \right]^{1/2}, \mathbb{V} \left[\frac{q(\hat{Y})}{\hat{q}(\hat{Y})} \right]^{1/2} \right)$.

C Coupled rejection resampling algorithm

In this section we reproduce the coupled (parallel) rejection resampling algorithm which is a modified version of the algorithm (Code 3) in Murray et al. (2016). For the sake of concision, we only reproduce the non-ensemble version, the ensemble one being a direct modification following Algorithm 3.

D Thorisson algorithm

In this section we reproduce the modified version of the Thorisson algorithm (Thorisson, 2000; Gerber and Lee, 2021). This version of the algorithm introduces a parameter $0 < C < 1$ corresponding to the acceptable suboptimality of the coupling success. Formally, if one wants to sample (X, Y) from a coupling of (p, q) , the resulting algorithm will have $\mathbb{P}(X = Y) = C \int \min(p, q)$. Introducing this variable allows to control the run time variance of the algorithm as $C = 1$ corresponds to the standard Thorisson algorithm which has infinite run time variance (see Gerber and Lee, 2021, for details). The algorithm is given in Algorithm 5

Algorithm 4: Coupled (parallel) rejection resampling of $w \in [0, \infty)^M$ and $w' \in [0, \infty)^M$

```
1 Function CoupledRejectionResampling( $w, w', \bar{w}, \bar{w}'$ ):  
  // Supposing that for all  $m \in \{1, \dots, M\}$ ,  $w_m \leq \bar{w} < \infty$  and  $w'_m \leq \bar{w}' < \infty$ .  
  // The loop below can be done in parallel  
2  for  $m = 1, \dots, M$  do  
3    Set  $B_m = m$  and  $B'_m = m$   
4    Set  $A_m = 0$  and  $A'_m = 0$  // Acceptance flags  
5    Sample  $U \sim \mathcal{U}(0, 1)$   
6    if  $U < w_{B_m}/\bar{w}$  then  
7      | Set  $A_m = 1$   
8    if  $U < w'_{B'_m}/\bar{w}'$  then  
9      | Set  $A'_m = 1$   
10   while  $A_m = 0$  and  $A'_m = 0$  do  
11     Sample  $U \sim \mathcal{U}(0, 1)$   
12     Sample  $B_m = B'_m$  from  $\mathcal{U}(\{1, \dots, N\})$   
13     if  $U < w_{B_m}/\bar{w}$  then  
14       | Set  $A_m = 1$   
15     if  $U < w'_{B'_m}/\bar{w}'$  then  
16       | Set  $A'_m = 1$   
17   if  $A_m = 0$  then  
18     | Continue the rejection loop for  $w$  only  
19   if  $A'_m = 0$  then  
20     | Continue the rejection loop for  $w'$  only  
Return:  $A, A'$ 
```

Algorithm 5: Modified Thorisson algorithm

```
1 Function ThorissonCoupling( $p, q, C$ ):  
2  Sample  $X \sim p$   
3  Sample  $U \sim \mathcal{U}(0, 1)$   
4  if  $U < \min(\frac{q(X)}{p(X)}, C)$  then  
5    | Set  $Y = X$   
6  else  
7    Set  $A = 0$   
8    while  $A \neq 1$  do  
9      Sample  $U \sim \mathcal{U}(0, 1)$   
10     Sample  $Z \sim q$   
11     if  $U > \min(1, C \frac{p(Z)}{q(Z)})$  then  
12       | Set  $A = 1$   
13     Set  $Y = Z$   
Return:  $X, Y$ 
```
