

Ordered Transmission-based Detection in Distributed Networks in the Presence of Byzantines

Chen Quan[†], Saikiran Bulusu[†], Baocheng Geng[‡], and Pramod K. Varshney[†]

[†] Department of EECS, Syracuse University, NY, 13244 USA

[‡] Department of Computer Science, University of Alabama at Birmingham, AL, 35294 USA

Email: chquan@syr.edu, sabulusu@syr.edu, bgeng@uab.edu, varshney@syr.edu

Abstract—The ordered transmission (OT) scheme reduces the number of transmissions needed in the network to make the final decision, while it maintains the same probability of error as the system without using OT scheme. In this paper, we investigate the performance of the system using OT scheme in the presence of Byzantine attacks for binary hypothesis testing problem. We analyze the probability of error for the system under attack and evaluate the number of transmissions saved using Monte Carlo method. We also derive the bounds for the number of transmissions saved in the system under attack. The optimal attacking strategy for the OT-based system is investigated. Simulation results show that the Byzantine attacks have significant impact on the number of transmissions saved even when the signal strength is sufficiently large.

Index Terms—Ordered transmissions, Byzantine attacks, wireless sensor networks.

I. INTRODUCTION

Energy-efficiency is an important aspect to consider while designing a network with prolonged lifetime [1]. Some notable schemes that improve energy efficiency by reducing the number of transmissions are censoring [2], clustering [3], sensor selection [4], ordered transmission (OT) [5]. Note that the schemes like censoring and OT, select and transmit highly informative observations to the fusion center (FC). In this paper, we consider the OT scheme in the distributed setup. In the OT scheme, all the sensors in the network are equipped with a timer and calculate their respective log-likelihood ratios (LLRs) based on the observations. When the timer counts down from $\frac{1}{|LLR|}$ to zero, the sensor transmits its respective LLR to the FC. Hence, the more informative sensors transmit relatively faster than the less informative ones. When the FC receives enough observations to make the final decision, the FC broadcasts a stop signal to stop the sensors from transmitting further. The sensors that have not yet transmitted their observations reset their timers for the next decision interval after they receive the stop signal.

The following are some of the works that consider the OT scheme for energy efficiency. In [6], the authors showed that just one observation was sufficient for the OT scheme to make the final decision with large number of sensors. In [7], the OT scheme was utilized for non-coherent signal detection where the LLR at each sensor can only take non-negative values, and a significant reduction in the number of transmissions

was obtained. In [8], a modified sequential detection scheme based on the OT scheme was proposed for spectrum sensing network. In [9], the OT scheme was utilized in quickest change detection to reduce the number of transmissions without any impact on detection delay of the system. In [10], the OT scheme was utilized in energy harvesting sensor networks to improve the energy efficiency of the sensors. In [11], a correlation-aware OT scheme was proposed where spatial correlation between the sensors was considered.

Due to the distributed setup and the large deployment of low cost sensors, wireless sensor networks are vulnerable to attacks. Hence, the robustness of the network is another non-negligible aspect to consider. One typical attack is a Byzantine attack [12] where a sensor may get compromised and is referred to as a Byzantine node. It can be reprogrammed and may send falsified data to the FC to degrade the detection performance of the system. However, an honest node sends genuine information to the FC. The Byzantine threat model has been extensively studied in target localization [13], collaborative spectrum sensing networks [14] and ad hoc wireless networks [15]. In this paper, we study the effect of Byzantine attacks on the OT-based system.

Unlike the previous works, we evaluate the robustness of the OT-based system via the detection performance and the number of transmissions saved in the presence of Byzantine nodes. To the best of our knowledge, this is the first work that analyzes the effect of Byzantine attacks on the performance of such a system. The following are our major contributions:

- We derive the probability of error of the OT-based system under Byzantine attacks.
- The number of transmissions saved in the system is evaluated numerically via the Monte Carlo approach in the presence of Byzantine nodes. We also derive an upper bound (UB) and a lower bound (LB) for the number of transmissions saved in the network.
- We utilize the deflection coefficient (DC) as a surrogate for probability of error and investigate the optimal attacking strategy based on the DC of the system.
- The simulation results show that the optimal attacking strategy that maximizes the probability of error leads to a large reduction in the number of transmissions saved when utilizing the OT scheme.

The paper is organized as follows. We present our system model in Section II. We evaluate the performance of the system under Byzantine attacks and derive the bounds for the number of transmissions saved in the system with OT scheme in Section III. We present the simulation results in Section IV and conclude in Section V.

II. SYSTEM MODEL

In this section, we consider a binary hypothesis testing problem where hypothesis \mathcal{H}_1 indicates the presence of the signal and \mathcal{H}_0 indicates the absence of the signal. We consider a distributed network consisting of N sensors and one FC. We consider the OT scheme to reduce the number of transmissions in the network. Let y_i be the received observation at sensor $i \in \{1, 2, \dots, N\}$. We assume that all the observations are independent and identically distributed (i.i.d) conditioned on the hypotheses. For sensor i , the observation y_i is modeled as

$$y_i = \begin{cases} n_i & \text{under } \mathcal{H}_0 \\ s + n_i & \text{under } \mathcal{H}_1, \end{cases} \quad (1)$$

where s is the signal strength each sensor uses and n_i is Gaussian noise with zero mean and variance σ^2 . We assume that s and n_i are independent. Note that y_i is Gaussian with mean s and σ^2 under hypothesis \mathcal{H}_1 , and Gaussian with mean 0 and variance σ^2 under hypothesis \mathcal{H}_0 . We next review the general OT scheme in the following.

A. Network with OT Scheme

Let L_i denote the LLR for sensor i given by

$$L_i = \log \left(\frac{f_{Y_i}(y_i|\mathcal{H}_1)}{f_{Y_i}(y_i|\mathcal{H}_0)} \right), \quad (2)$$

where $f_{Y_i}(y_i|\mathcal{H}_h)$ is the probability density function (PDF) of y_i given hypothesis \mathcal{H}_h for $h = \{0, 1\}$. The prior probability of hypothesis \mathcal{H}_h is $p(\mathcal{H}_h) = \pi_h$ for $h \in \{0, 1\}$. The LLR-based optimal Bayesian hypothesis test at the FC is given by $\sum_{i=1}^N L_i \stackrel{\mathcal{H}_1}{\geq} \lambda = \log \left(\frac{\pi_0}{\pi_1} \right)$. Note that the sensor transmissions are ordered based on the magnitude of their LLRs. We denote the magnitude of the ordered transmissions as $|L_{[1]}| > |L_{[2]}| > \dots > |L_{[N]}|$. Hence, the sensor with $L_{[1]}$ transmits first, the sensor with $L_{[2]}$ transmits second, and so on.

The optimal decision rule [5] is given by

$$\begin{cases} \sum_{i=1}^k L_{[i]} > \lambda + n_{UT}|L_{[k]}| & \text{decide } \mathcal{H}_1 \\ \sum_{i=1}^k L_{[i]} < \lambda - n_{UT}|L_{[k]}| & \text{decide } \mathcal{H}_0, \end{cases} \quad (3)$$

where n_{UT} is the number of sensors that have not yet transmitted at time k . The FC waits for the next transmission if it can not make the decision. The following assumption is made in [5] for the OT scheme.

Assumption 1: We assume that $Pr(L_i > 0|\mathcal{H}_1) \rightarrow 1$ and $Pr(L_i < 0|\mathcal{H}_0) \rightarrow 1$ when s is sufficiently large.

Remark. Note that large s is key to proving the result that the average number of transmissions saved by utilizing the OT

scheme is lower bounded by $N/2$ in [5, Theorem 2]. However, when s is small or when there are Byzantine nodes in the system, Assumption 1 is no longer valid.

B. Byzantine Model

Next, we discuss the case when the system is under attack. We consider the worst case in that the Byzantine nodes know the true hypothesis and they attack based on this knowledge. We also assume that the FC knows that there are α_0 fraction of Byzantine nodes in the network. However, it does not know the behavioral identity of each sensor. We assume that the falsified observation \tilde{y}_i for Byzantine node i is given as

$$y_i = \begin{cases} s + n_i - D & \text{if } \mathcal{H}_1 \\ n_i + D & \text{if } \mathcal{H}_0, \end{cases} \quad (4)$$

where D is the attacking strength. Note that for an honest node the observation is y_i from (1). Hence in our setup, a sensor i can be honest (H) or Byzantine (B). Next, we analyze the detection performance of the system with OT in the presence of Byzantine nodes.

III. OT-BASED SYSTEM WITH BYZANTINES

In this section, we begin our analysis of the detection performance of the OT-based scheme in the presence of Byzantine nodes by first presenting the following Lemma which states that we can achieve the same detection performance without the OT scheme as that with OT scheme.

Lemma III.1. *The detection performance of system with the optimal Bayesian decision rule is same as the one with the OT scheme.*

Proof. The proof is relegated to Appendix B. \square

Thus, we can evaluate the detection performance of the OT-based system by evaluating the detection performance of the system without ordering. For the system without ordering, we have $L_i = \frac{2y_i s - s^2}{2\sigma^2}$ when sensor i is honest ($i = H$). When sensor i is Byzantine ($i = B$), the LLR is given as

$$L_i = \begin{cases} \frac{2(y_i - D)s - s^2}{2\sigma^2} & \text{if } \mathcal{H}_1 \\ \frac{2(y_i + D)s - s^2}{2\sigma^2} & \text{if } \mathcal{H}_0. \end{cases} \quad (5)$$

Hence, if sensor $i = H$, the PDF of L_i conditioned on hypothesis \mathcal{H}_h is given by

$$f_{L_i}(l_i|\mathcal{H}_h, i = H) = \frac{1}{\sqrt{2\pi\sigma_h^2}} \exp \left(-\frac{(L_i - \mu_h)^2}{\sigma_h^2} \right), \quad (6)$$

for $h = \{0, 1\}$, where $\mu_1 = \frac{s^2}{2\sigma^2}$, $\mu_0 = \frac{-s^2}{2\sigma^2}$, $\sigma_1^2 = \sigma_0^2 = \frac{s^2}{\sigma^2} = \beta$. Furthermore, if sensor $i = B$, the PDF of L_i conditioned on hypothesis \mathcal{H}_h is given by

$$f_{L_i}(l_i|\mathcal{H}_h, i = B) = \frac{1}{\sqrt{2\pi\nu_h^2}} \exp \left(-\frac{(L_i - \eta_h)^2}{\nu_h^2} \right), \quad (7)$$

for $h = \{0, 1\}$, where $\eta_0 = \frac{s^2 - 2Ds}{2\sigma^2}$, $\eta_1 = \frac{2Ds - s^2}{2\sigma^2}$, $\nu_0^2 = \nu_1^2 = \frac{s^2}{\sigma^2} = \beta$.

Therefore, utilizing (6) and (7), the PDF of L_i given \mathcal{H}_1 and the PDF of L_i given \mathcal{H}_0 are expressed as

$$f_{L_i}(l_i|\mathcal{H}_h) = \alpha_0 f_{L_i}(l_i|\mathcal{H}_h, i=B) + (1-\alpha_0) f_{L_i}(l_i|\mathcal{H}_h, i=H) \\ = \alpha_0 \mathcal{N}(\eta_h, \nu_h^2) + (1-\alpha_0) \mathcal{N}(\mu_h, \sigma_h^2), \quad (8)$$

for $h = \{0, 1\}$. Here, α_0 denotes the probability of a node being Byzantine. Let $Z = \sum_{i=1}^N L_{[i]}$ denote the global test statistic. Let $f(Z|H_h)$ denote the Gaussian mixture with PDF given by

$$f(Z|H_h) = \sum_{A_i \in J} (1-\alpha_0)^{N-m} \alpha_0^m \mathcal{N}((\mu_h)_{A_i}, N\beta), \quad (9)$$

for $h = \{0, 1\}$, where $(\mu_h)_{A_i} = \mu_h |A_i| + \eta_h |A_i^c|$. Let $J = \{A_1, \dots, A_i, \dots, A_{2^N}\}$ denotes the power set that contains all possible subsets of set $\{1, \dots, N\}$ and A_i is the i^{th} subset of the combination of honest nodes. Also, $|A_i|$ and $|A_i^c|$ are the cardinalities of sets A_i and A_i^c , respectively.

Therefore, the detection performance can be evaluated using the probability of detection P_d^{fc} and the probability of false alarm P_f^{fc} given below as

$$P_d^{fc} = \sum_{A_i \in J} (1-\alpha_0)^{N-m} \alpha_0^m Q\left(\frac{\lambda_f - (\mu_1)_{A_i}}{\sqrt{N\beta}}\right) \quad (10)$$

and

$$P_f^{fc} = \sum_{A_i \in J} (1-\alpha_0)^{N-m} \alpha_0^m Q\left(\frac{\lambda_f - (\mu_0)_{A_i}}{\sqrt{N\beta}}\right). \quad (11)$$

A. Average Number of Transmissions saved for OT-based system under Attack

We consider the effect of Byzantine attacks on the number of transmissions saved by OT scheme. When the system is under attack, we derive an expression for the average number of transmissions \bar{N}_t in the following theorem. Let k^* denote the minimum number of transmissions needed to make a decision on which hypothesis is true.

Theorem 1: The average number of transmissions \bar{N}_t is given as

$$\bar{N}_t = \sum_{k=1}^N \pi_1 \Pr(k^* \geq k | \mathcal{H}_1) + \pi_0 \Pr(k^* \geq k | \mathcal{H}_0) \quad (12)$$

where

$$\Pr(k^* \geq k | \mathcal{H}_h) \\ = E_{\mathbf{L}_{k-1}} \left[F_{|L_i|}(|L_{k-1}| | \mathcal{H}_h)^{N-k+1} \mathbf{1}_{\{\mathcal{J}\}} \frac{N!}{(N-k+1)!} \right], \quad (13)$$

for $h = \{0, 1\}$. Let $F_{|L_i|}(|l_i| | \mathcal{H}_h)$ be the cumulative distribution function (CDF) of $|L_i|$ for $h = \{0, 1\}$ provided as

$$F_{|L_i|}(|l_i| | \mathcal{H}_h) \\ = \alpha_0 * \left(Q\left(\frac{-|l_i| - \eta_h}{\sqrt{\nu_h}}\right) - Q\left(\frac{|l_i| - \eta_h}{\sqrt{\nu_h}}\right) \right) \\ + (1-\alpha_0) * \left(Q\left(\frac{-|l_i| - \mu_h}{\sqrt{\sigma_h}}\right) - Q\left(\frac{|l_i| - \mu_h}{\sqrt{\sigma_h}}\right) \right), \quad (14)$$

where $Q(\cdot)$ is Q function. The indicator function $\mathbf{1}_{\{\mathcal{J}\}}$ is 1 when $\mathbf{L}_{k-1} = \{L_1, L_2, \dots, L_{k-1}\}$ is in the region \mathcal{J} , and 0 otherwise. Here, \mathcal{J} is a hyperplane with $k-1$ dimensions formed by the intersection of three hyperplanes, $\mathcal{J} = \mathcal{L} \cap \mathcal{U} \cap \mathcal{D}$, given below

$$\mathcal{L} = \left\{ \mathbf{L}_{k-1} : \sum_{i=1}^{k-1} L_{[i]} \leq \lambda + (N-k+1)|L_{[k-1]}| \right\} \quad (15a)$$

$$\mathcal{U} = \left\{ \mathbf{L}_{k-1} : \sum_{i=1}^{k-1} L_{[i]} \geq \lambda - (N-k+1)|L_{[k-1]}| \right\} \quad (15b)$$

$$\mathcal{D} = \{ \mathbf{L}_{k-1} : L_1 > L_2 > \dots > L_{k-1} \} \quad (15c)$$

Proof: Please see Appendix A. ■

For a given k , we evaluate (13) numerically using the Monte Carlo approach as the following. We generate M i.i.d. realizations of L_1, L_2, \dots, L_{k-1} where the PDF of L_i is given in (8), for $\forall i \in \{1, 2, \dots, k-1\}$. From our experiments, we observe that when N increases, the number of samples M needed to get an accurate evaluation of (13) significantly increases.

Next, we derive the upper bound and the lower bound for the number of transmissions saved by utilizing the OT scheme in the following Theorem. Let \bar{N}_s^U and \bar{N}_s^L denote the upper bound and the lower bound of transmissions saved.

Theorem 2: When N is sufficiently large, the average number of transmissions saved \bar{N}_s can be bounded as $\bar{N}_s^L \leq \bar{N}_s \leq \bar{N}_s^U$ where

$$\bar{N}_s^U \\ = \sum_{k=1}^{N-1} \sum_{h=0}^1 \Pr\left(|L_{[k-1]}| \leq \frac{gU - \lambda}{N-k} | \mathcal{H}_h\right) \\ + \Pr\left(|L_{[k-1]}| \leq \frac{\lambda - gL}{N-k} | \mathcal{H}_h\right) \\ - \Pr\left(|L_{[k-1]}| \leq \min\left(\frac{gU - \lambda}{N-k}, \frac{\lambda - gL}{N-k}\right) | \mathcal{H}_h\right), \quad (16)$$

$$\bar{N}_s^L \\ = \sum_{k=1}^{N-1} \sum_{h=0}^1 \Pr\left(|L_{[k]}| < \frac{gL - \lambda}{(N-k)} | \mathcal{H}_h\right) \\ + \Pr\left(|L_{[k]}| < \frac{\lambda - gU}{(N-k)} | \mathcal{H}_h\right), \quad (17)$$

and

$$\Pr(|L_{[k]}| < W | \mathcal{H}_h) = \int_0^W f_{|L_{[k]}|}(|l_{[k]}| | \mathcal{H}_h) dl_{[k]}, \quad (18)$$

for $W \in \left\{ \frac{gU - \lambda}{N-k}, \frac{\lambda - gL}{N-k}, \min\left(\frac{gU - \lambda}{N-k}, \frac{\lambda - gL}{N-k}\right), \frac{gL - \lambda}{N-k}, \frac{\lambda - gU}{N-k} \right\}$.

Proof: Please see Appendix C. ■

Next, we discuss the optimal attacking strategy for Byzantine nodes and the effect of Byzantine nodes that utilizes the optimal attacking strategy on the OT-based system.

B. Optimal attacking strategy

From (10) and (11), we evaluate the performance of the system utilizing the probability of error, $P_e = \pi_1(1 - P_d^{fc}) + \pi_0 P_f^{fc}$. However, $|\mathcal{J}|$ grows exponentially as N increases. Therefore, it is intractable to evaluate the system performance using P_e . Hence, we utilize the deflection coefficient (DC) [16] as a surrogate to analyze the best attacking strategy. By minimizing DC, P_e is maximized.

For the system without ordering, denote $\tilde{Z} = \sum_{i=1}^N L_i$ as the global statistic. The DC is defined as

$$D(\tilde{Z}) = \frac{(\mathbb{E}(\tilde{Z}|H_1) - \mathbb{E}(\tilde{Z}|H_0))^2}{\text{Var}(\tilde{Z}|H_0)}, \quad (19)$$

where

$$\begin{aligned} \mathbb{E}(\tilde{Z}|H_1) &= \sum_{i=1}^N \mathbb{E}(L_i|H_1) \\ &= \alpha_0 \sum_{i=1}^N \mathbb{E}(L_i|H_1, i=B) + (1 - \alpha_0) \sum_{i=1}^N \mathbb{E}(L_i|H_1, i=H) \\ &= N \frac{s^2 - 2Ds\alpha_0}{2\sigma^2} \end{aligned} \quad (20)$$

$$\begin{aligned} \mathbb{E}(\tilde{Z}|H_0) &= \sum_{i=1}^N \mathbb{E}(L_i|H_0) \\ &= \alpha_0 \sum_{i=1}^N \mathbb{E}(L_i|H_0, i=B) + (1 - \alpha_0) \sum_{i=1}^N \mathbb{E}(L_i|H_0, i=H) \\ &= N \frac{2Ds\alpha_0 - s^2}{2\sigma^2} \end{aligned} \quad (21)$$

From Lemma 1 and above discussion, to maximize the probability of error with ordering, we could minimize the DC without ordering. The value of D given a specific α_0 (or the value of α_0 given a specific D) which minimizes DC is the optimal attacking strength D^* (or the optimal fraction of Byzantine nodes α_0^* in the network). Since the DC is always non-negative, Byzantine nodes want to make $D(\tilde{Z}) = 0$. From (19), when $\mathbb{E}(\tilde{Z}|H_1) = \mathbb{E}(\tilde{Z}|H_0)$, we have $D(\tilde{Z}) = 0$. Hence, for a given α_0 , the optimal attacking strength D^* is given by

$$D^* = \frac{s}{2\alpha_0}, \quad (22)$$

which is the minimum attacking strength to blind the FC.

IV. SIMULATION RESULTS

In this section, we present the numerical results. We assume that identical sensors are utilized in the network. Hence, we have $P_d = 0.9$, $P_f = 0.1$ for $i = \{1, \dots, N\}$.

Fig. 1(a) plots the number of transmissions saved as a function of the total number of sensors N for different values of the signal strength s when $\alpha_0 = 0.3$ and $D = 6$. It shows that the number of transmissions saved increases with a decreased s when s is small and increases with an increased s when s is large. Fig.1 (b) shows the probability of error. We observe that the probability of error increases when the signal strength s is small. Although the number of transmissions

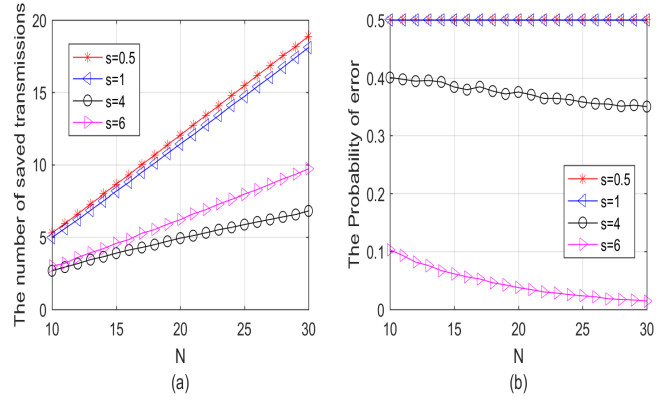


Fig. 1. (a) Number of transmissions saved as a function of N for different values of s when $\pi_1 = \pi_0 = 0.5$, $\alpha_0 = 0.3$ and $D = 6$. (b) P_e as a function of N for different values of s when $\pi_1 = \pi_0 = 0.5$, $\alpha_0 = 0.3$ and $D = 6$

saved is larger when $s = 0.5$ compared to that when $s = 4$, the detection performance significantly degrades. This happens because a smaller s leads to a shorter decision interval (or smaller the number of transmissions needed to make the final decision) even with a worse detection performance.

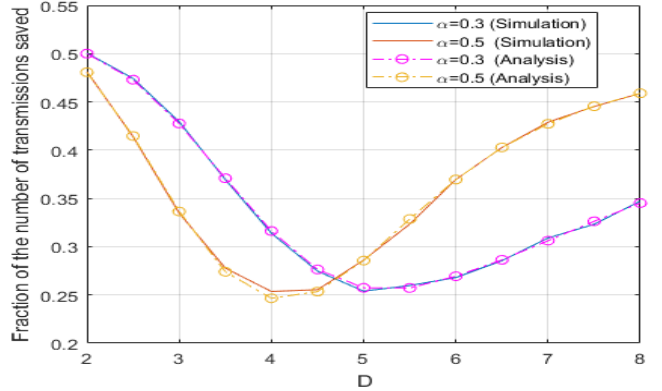


Fig. 2. Comparison of \bar{N}_s/N as a function of D for different values of α_0 when $\pi_1 = \pi_0 = 0.5$ and $N = 10$.

Fig. 2 plots the average percentage of saving \bar{N}_s/N as a function of D for different values of α_0 . Initially, \bar{N}_s/N decreases when D increases. However, when D further increases, the FC starts to make wrong decisions and the number of transmissions needed to make the final decision starts to decrease. We also plot the comparison between the results obtained via simulation using Monte Carlo method and analysis using (35), and observe a good match. We also observe that the optimal attacking strength D^* from (22) is near the critical operation point which minimizes the average percentage of saving. Therefore, the optimal attacking strength D^* from (22) can not only blind the FC, but also lead to a smaller average percentage of saving.

Fig. 3 shows the UB and LB for the average percentage of saving as a function of the attacking strength D when $N = 300$. We observe that the LB obtained numerically is very closed to the one obtained in (17). Although we have

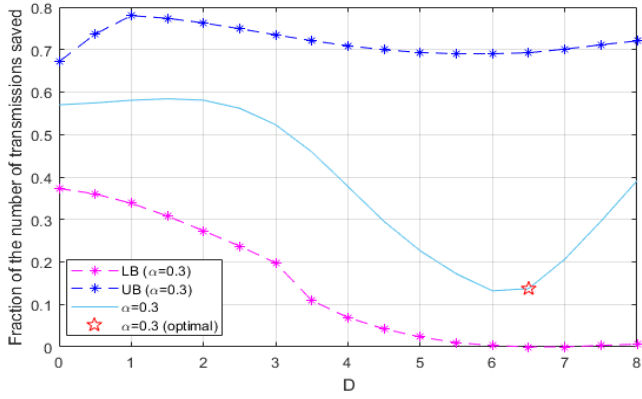


Fig. 3. Benchmarking upper and lower bounds for N_t/N as a function of D for different values of α_0 with different approaches when $\pi_1 = \pi_0 = 0.5$ and $N = 300$.

a relatively larger gap between the UB obtained numerically and the one obtained in (16), it shows a similar trend as that of the average percentage of saving. We also observe that the optimal attacking strength D^* from (22) is closer to the critical operation point that minimizes \bar{N}_s . Fig. 4 plots probability of error. We observe that a larger D is needed to blind the FC when α_0 decreases.

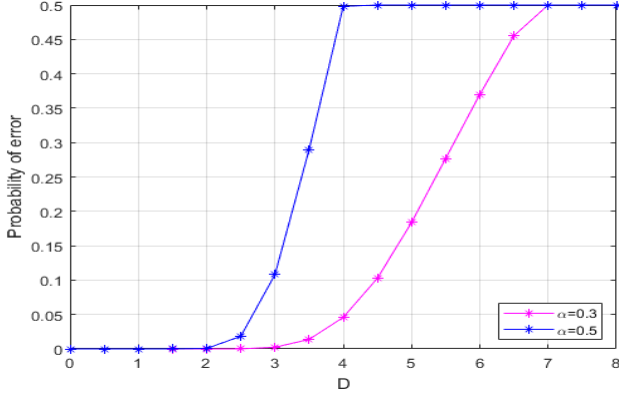


Fig. 4. P_e as a function of D with different values of α_0 when $\pi_1 = \pi_0 = 0.5$ and $N = 300$.

V. CONCLUSION

In this paper, we investigated the effect of Byzantine attacks on the performance of the system using OT scheme for binary hypothesis testing problem. We derived the probability of error for the OT-based system under attacks and the analytical number of transmissions saved. We also obtained the upper bound and lower bound of the number of transmission saved for the system under attacks. The optimal attacking strategy is investigated and the performance of the system is evaluated based on the deflection coefficient. The simulation results showed that the Byzantine nodes can both maximize the probability of error and significantly increase the number of transmissions needed to make the final decision when they adopt the optimal attacking strategy.

APPENDIX A PROOF OF THEOREM 1

Let \bar{N}_t denote the average number of transmissions in the network. \bar{N}_t is given as

$$\bar{N}_t = E(k^*) \quad (23a)$$

$$= \sum_{k=1}^N k Pr(k^* = k) \quad (23b)$$

$$= \sum_{k=1}^N Pr(k^* \geq k) \quad (23c)$$

$$= \sum_{k=1}^N Pr(k^* \geq k | \mathcal{H}_0) \pi_0 + Pr(k^* \geq k | \mathcal{H}_1) \pi_1 \quad (23d)$$

where $Pr(k^* \geq k)$ is the probability that at least k transmissions in the network are needed to make the final decision. Next Lemma helps us to obtain the probability of the event that at least k transmissions are required to make the final decision.

Lemma A.1. *The FC can not decide \mathcal{H}_1 or \mathcal{H}_0 until the FC has received at least k transmissions if*

$$\sum_{i=1}^{k-1} L_{[i]} \leq \lambda + (N - k + 1) |L_{[k-1]}| \quad (24a)$$

$$\sum_{i=1}^{k-1} L_{[i]} \geq \lambda - (N - k + 1) |L_{[k-1]}| \quad (24b)$$

Proof: When the FC received the first $(k-1)$ LLRs, i.e., $[L_{[1]}, L_{[2]}, \dots, L_{[k-1]}]$, we discuss the cases that the FC can not decide \mathcal{H}_1 and the FC can not decide \mathcal{H}_0 , respectively.

Can not Decide \mathcal{H}_0 :

Recall that $|L_{[1]}| \geq |L_{[2]}| \dots \geq |L_{[N]}|$, we have

$$Z \leq \underbrace{\sum_{i=1}^{k-1} L_{[i]} + (N - k + 1) |L_{[k-1]}|}_{\eta_U} \quad (25)$$

Obviously, the FC is not able to decide \mathcal{H}_0 when $\eta_U > \lambda$. Moreover, (26) shows that if the FC doesn't decide \mathcal{H}_0 after receiving the first $(k-1)$ LLRs, it can't decide \mathcal{H}_0 after receiving the first $(k-2)$ observations.

$$\eta_U = \sum_{i=1}^{k-1} L_{[i]} + (N - k + 1) |L_{[k-1]}| \quad (26a)$$

$$= \sum_{i=1}^{k-2} L_{[i]} + L_{[k-1]} + (N - k + 2) |L_{[k-2]}| + (N - k + 1) |L_{[k-1]}| - (N - k + 2) |L_{[k-2]}| \quad (26b)$$

$$= \sum_{i=1}^{k-2} L_{[i]} + (N - k + 2) |L_{[k-2]}| + (N - k + 1) * (|L_{[k-1]}| - |L_{[k-2]}|) + (L_{[k-1]} - |L_{[k-2]}|) \quad (26c)$$

$$\xrightarrow{\text{imply}} \sum_{i=1}^{k-2} L_{[i]} + (N - k + 2) |L_{[k-2]}| > \lambda \quad (26d)$$

As $|L_{[k-1]}| \leq |L_{[k-2]}|$ and $L_{[k-1]} \leq |L_{[k-1]}| \leq |L_{[k-2]}|$, we have $|L_{[k-1]}| - |L_{[k-2]}| \leq 0$ and $L_{[k-1]} - |L_{[k-2]}| \leq 0$ in (26d). Hence, we can obtain that (26c) $\geq \lambda$ implies (26d) $\geq \lambda$. Following the similar procedure as shown in (26), we are able to conclude that if the FC can't decide \mathcal{H}_0 after receiving the first $(k-1)$ LLRs, it can't decide \mathcal{H}_0 after receiving 0 or 1 or \dots , or $(k-2)$ observations.

Can not Decide \mathcal{H}_1 :

we have the following inequality in (27) after the FC has received the first $(k-1)$ LLRs. Obviously, the FC can not decide \mathcal{H}_1 when $\eta_L < \lambda$.

$$\underbrace{\sum_{i=1}^{k-1} L_{[i]} - (N-k+1)|L_{[k-1]}|}_{\eta_L} \leq Z \quad (27)$$

Following the similar procedure as shown in (26), we can prove that if the FC can't decide \mathcal{H}_1 after receiving the first $(k-1)$ largest LLRs, it can't decide \mathcal{H}_1 after receiving 0 or 1 or \dots , or $(k-2)$ observations. The proof for this is similar as above and is skipped. ■

To evaluate $Pr(k^* \geq k | \mathcal{H}_h)$, we have

$$\begin{aligned} & Pr(k^* \geq k | \mathcal{H}_h) \\ &= \int_{\mathbf{l}_{k-1} \in \mathcal{J}} f_{\mathbf{L}_{[k-1]}}(l_{[1]}, \dots, l_{[k-1]} | \mathcal{H}_h) dl_1 \dots dl_{k-1}, \quad (28) \end{aligned}$$

where $f_{\mathbf{L}_{[k-1]}}(l_{[1]}, \dots, l_{[k-1]} | \mathcal{H}_h)$ is the joint pdf of $l_{[1]}, l_{[2]}, \dots, l_{[k-1]}$ given \mathcal{H}_h for $h = 0, 1$. According to [17], the joint pdf of $l_{[1]}, l_{[2]}, \dots, l_{[k-1]}$ given \mathcal{H}_h is given as

$$\begin{aligned} & f_{\mathbf{L}_{[k-1]}}(l_{[1]}, \dots, l_{[k-1]} | \mathcal{H}_h) = \frac{N!}{(N-k+1)!} \\ & * \left[\prod_{i=1}^{k-1} f_{L_i}(l_i | \mathcal{H}_h) \right] [F_{|L_i|}(|l_i| | H_h)]^{N-k+1} \mathbf{1}_{\{\mathcal{J}\}} \quad (29) \end{aligned}$$

where $\mathcal{J} = \mathcal{L} \cap \mathcal{U} \cap \mathcal{D}$ is the intersection of hyperplanes \mathcal{L} , \mathcal{U} and \mathcal{D} and $F_{|L_i|}(|l_i| | H_h)$ is the cdf of $|L_i|$ for $h = 0, 1$. By substituting (29) in (28) and utilizing the law of total expectation, (28) can be rewritten as

$$\begin{aligned} & Pr(k^* \geq k | \mathcal{H}_h) \\ &= E_{\mathbf{L}_{[k-1]}} \left[\frac{N!}{(N-k+1)!} [F_{|L_i|}(|l_i| | H_h)]^{N-k+1} \mathbf{1}_{\{\mathcal{J}\}} \right] \quad (30) \end{aligned}$$

for $h = 0, 1$.

APPENDIX B PROOF OF LEMMA III.1

Let Z_U, Z_L denote the upper bound and lower bound of $Z = \sum_{i=1}^N L_{[i]}$, respectively. Due to the fact that $|L_{[1]}| > |L_{[2]}| > \dots > |L_{[N]}|$, we have

$$Z_U = \sum_{i=1}^{k_U^*} L_{[i]} + (N - k_U^*) |L_{[k_U^*]}| \geq \sum_{i=1}^N L_{[i]} \quad (31)$$

and

$$Z_L = \sum_{i=1}^{k_L^*} L_{[i]} - (N - k_L^*) |L_{[k_L^*]}| \leq \sum_{i=1}^N L_{[i]}, \quad (32)$$

where $k_U^* = \min_{1 \leq k \leq N} \left\{ \sum_{i=1}^k L_{[i]} \leq \lambda - (N-k) |L_{[k]}| \right\}$ and $k_L^* = \min_{1 \leq k \leq N} \left\{ \sum_{i=1}^k L_{[i]} \geq \lambda - (N-k) |L_{[k]}| \right\}$. If $Z_U < \lambda$, the FC can decide hypothesis \mathcal{H}_0 , and if $Z_L > \lambda$, the FC can decide hypothesis \mathcal{H}_1 . Intuitively, we can conclude that $\mathbb{P}(Z_L > \lambda | Z > \lambda, \mathcal{H}_j) = 1$, since at least $k_L^* = N$ guarantees this equality is true. We also have $\mathbb{P}(Z > \lambda | Z_L > \lambda, \mathcal{H}_j) = 1$.

Hence, we can calculate $\mathbb{P}(Z_L > \lambda | \mathcal{H}_j)$ according to Bayesian rule given as

$$\begin{aligned} Pr(Z_L > \lambda | \mathcal{H}_j) &= \frac{Pr(Z_L > \lambda | Z > \lambda, \mathcal{H}_j) Pr(Z > \lambda | \mathcal{H}_j)}{Pr(Z > \lambda | Z_L > \lambda, \mathcal{H}_j)} \\ &= Pr(Z > \lambda | \mathcal{H}_j). \quad (33) \end{aligned}$$

Similarly, we obtain $Pr(Z_U < \lambda | \mathcal{H}_j) = Pr(Z < \lambda | \mathcal{H}_j)$. Hence, the probability of error of the OT-based system is given as

$$\begin{aligned} P_e^{(OT)} &= \pi_0 Pr(Z_L > \lambda | \mathcal{H}_0) + \pi_1 Pr(Z_U < \lambda | \mathcal{H}_1) \\ &= \pi_0 Pr(Z > \lambda | \mathcal{H}_0) + \pi_1 Pr(Z < \lambda | \mathcal{H}_1) = P_e^{(opt)}, \quad (34) \end{aligned}$$

where $P_e^{(opt)}$ is the probability of error of the system without OT scheme.

APPENDIX C PROOF OF THEOREM 2

Let \bar{N}_s denote the average number of transmissions saved in the network given as

$$\bar{N}_s = E(k^*) \quad (35a)$$

$$= \sum_{k=1}^N (N-k) Pr(k^* = k) \quad (35b)$$

$$= \sum_{k=1}^{N-1} Pr(k^* \leq k) \quad (35c)$$

$$= \sum_{k=1}^{N-1} Pr(k^* \leq k | \mathcal{H}_0) \pi_0 + Pr(k^* \leq k | \mathcal{H}_1) \pi_1. \quad (35d)$$

Next, we use the following lemma from [17, Chapter 5] to prove Theorem 2.

Lemma C.1. *According to Cauchy's inequality, we have*

$$\left| \sum c_i (L_{[i]} - \bar{L}) \right| \leq \left[\sum (c_i - \bar{c})^2 (N-1) v \right]^{\frac{1}{2}} \quad (36)$$

in terms of empirical mean \bar{L} and empirical variance v for any constants $\{c_i\}_{i=1}^N$. If c_i is non-increasing when i increases, the bound is sharp.

From Lemma C.1, we have

$$\left| \sum_{i=1}^k L_{[i]} - k\bar{L} \right| \leq \left[\sum (c_i - \bar{c})^2 (N-1) v \right]^{\frac{1}{2}} \quad (37)$$

if we let $c_1 = c_2 = \dots = c_k = 1$ and $c_{k+1} = \dots = c_N = 0$. Hence, from (37), the lower bound and the upper bound of $\sum_{i=1}^k L_{[i]}$ are given by

$$g_L \leq \sum_{i=1}^k L_{[i]} \leq g_U, \quad (38)$$

where $g_L = -[\sum(c_i - \bar{c})^2(N-1)v]^{\frac{1}{2}} + k\bar{L}$ and $g_U = [\sum(c_i - \bar{c})^2(N-1)v]^{\frac{1}{2}} + k\bar{L}$.

LB of \bar{N}_s : When the FC decides \mathcal{H}_1 in at most k transmissions given hypothesis \mathcal{H}_h , we have

$$Pr(k^* \leq k | \mathcal{H}_h) = Pr\left(\sum_{i=1}^k L_{[i]} > \lambda + (N-k)|L_{[k]}| | \mathcal{H}_h\right). \quad (39)$$

for $h = 0, 1$. It is easy to show that $g_L > \lambda + (N-k)|L_{[k]}|$ implies $\sum_{i=1}^k L_{[i]} > \lambda + (N-k)|L_{[k]}|$. Hence, from (39), we get

$$Pr(k^* \leq k | \mathcal{H}_h) \geq Pr(g_L > \lambda + (N-k)|L_{[k]}| | \mathcal{H}_h) \quad (40)$$

Similarly, when the FC decides \mathcal{H}_0 in at most k transmissions given hypothesis \mathcal{H}_h , we get

$$Pr(k^* \leq k | \mathcal{H}_h) \geq Pr(g_U < \lambda - (N-k)|L_{[k]}| | \mathcal{H}_h) \quad (41)$$

The inequality in (41) is true due to the fact that $g_U < \lambda - (N-k)|L_{[k]}|$ implies $\sum_{i=1}^k L_{[i]} < \lambda - (N-k)|L_{[k]}|$. Substituting $Pr(k^* \leq k | \mathcal{H}_0)$ and $Pr(k^* \leq k | \mathcal{H}_1)$ in (35) with their lower bounds $Pr(g_L > \lambda + (N-k)|L_{[k]}| | \mathcal{H}_h)$ and $Pr(g_U < \lambda - (N-k)|L_{[k]}| | \mathcal{H}_h)$, respectively, we get

$$\begin{aligned} \bar{N}_s \geq & \sum_{k=1}^{N-1} \sum_{h=0}^1 Pr(g_L > \lambda + (N-k)|L_{[k]}| | \mathcal{H}_h) \\ & + Pr(g_U < \lambda - (N-k)|L_{[k]}| | \mathcal{H}_h) \end{aligned} \quad (42)$$

A Monte Carlo approach can be utilized to evaluate $Pr(g_L > \lambda + (N-k)|L_{[k]}| | \mathcal{H}_h)$ and $Pr(g_U < \lambda - (N-k)|L_{[k]}| | \mathcal{H}_h)$. We generate M_2 realizations of $L_{[1]}, L_{[2]}, \dots, L_{[N]}$ so that the empirical mean \bar{L} and the empirical variance v can be calculated. When N is sufficiently large, sample mean \bar{L} approaches the population mean. The population mean under \mathcal{H}_1 and the one under \mathcal{H}_0 are expressed, respectively, as

$$\delta_1 = E[L_i | \mathcal{H}_1] = \alpha_0 \eta_1 + (1 - \alpha_0) \mu_1 \quad (43a)$$

$$\delta_0 = E[L_i | \mathcal{H}_0] = \alpha_0 \eta_0 + (1 - \alpha_0) \mu_0 \quad (43b)$$

The population variance under \mathcal{H}_h is expressed as

$$\begin{aligned} \zeta_h^2 &= E[L_i^2 | \mathcal{H}_h] - \delta_h^2 \\ &= E[L_i^2 | \mathcal{H}_h] - (\alpha_0 \eta_h + (1 - \alpha_0) \mu_h)^2, \end{aligned} \quad (44a)$$

where

$$\begin{aligned} E[L_i^2 | \mathcal{H}_h] &= \alpha_0 E[L_i^2 | \mathcal{H}_h, i = B] + (1 - \alpha_0) E[L_i^2 | \mathcal{H}_h, i = H] \\ &= \beta + \alpha_0 \eta_h^2 + (1 - \alpha_0) \mu_h^2 \end{aligned} \quad (45a)$$

for $h = 0, 1$. Substituting the parameters (\bar{L}, v) in (42) with parameters $(\delta_h, \frac{N}{N-1} \zeta_h^2)$ under \mathcal{H}_h for $h = 0, 1$ yields

$$\begin{aligned} \bar{N}_s \geq & \sum_{k=1}^{N-1} \sum_{h=0}^1 Pr\left(|L_{[k]}| < \frac{g_L - \lambda}{(N-k)} | \mathcal{H}_h\right) \\ & + Pr\left(|L_{[k]}| < \frac{\lambda - g_U}{(N-k)} | \mathcal{H}_h\right). \end{aligned} \quad (46)$$

where

$$\begin{aligned} & Pr\left(|L_{[k]}| < \frac{g_L - \lambda}{(N-k)} | \mathcal{H}_h\right) \\ &= \int_0^{\frac{g_L - \lambda}{(N-k)}} f_{|L_{[k]}|}(|l_{[k-1]}| | \mathcal{H}_h) dl_{[k-1]} \end{aligned} \quad (47)$$

and

$$\begin{aligned} & Pr\left(|L_{[k]}| < \frac{\lambda - g_U}{(N-k)} | \mathcal{H}_h\right) \\ &= \int_0^{\frac{\lambda - g_U}{(N-k)}} f_{|L_{[k]}|}(|l_{[k-1]}| | \mathcal{H}_h) dl_{[k-1]}. \end{aligned} \quad (48)$$

It is given in closed form as [17]

$$\begin{aligned} & f_{|L_{[k-1]}|}(|l_{[k-1]}| | \mathcal{H}_h) \\ &= N f_L(|l_{[k-1]}| | \mathcal{H}_h) \binom{N-1}{k-1} F_L(|l_{[k-1]}| | \mathcal{H}_h)^{(N-k)} \\ & \quad * (1 - F_L(|l_{[k-1]}| | \mathcal{H}_h))^{(k-1)}. \end{aligned} \quad (49)$$

Hence, the pdf of $f_{|L_{[k-1]}|}(|l_{[k-1]}| | \mathcal{H}_h)$ is given by

$$\begin{aligned} & f_{|L_{[k-1]}|}(|l_{[k-1]}| | \mathcal{H}_h) \\ &= \frac{dPr(|L_{[k-1]}| \leq |l_{[k-1]}|)}{dl_{[k-1]}} \\ &= \begin{cases} f_{L_{[k-1]}}(|l_{[k-1]}| | \mathcal{H}_h) - f_{L_{[k-1]}}(-|l_{[k-1]}| | \mathcal{H}_h) & \text{if } |l_{[k-1]}| \geq 0 \\ 0 & \text{if } |l_{[k-1]}| < 0 \end{cases} \end{aligned} \quad (50)$$

Substituting (50) in (47) and (48), we are able to evaluate $Pr(|L_{[k]}| < \frac{g_L - \lambda}{(N-k)} | \mathcal{H}_h)$ and $Pr(|L_{[k]}| < \frac{\lambda - g_U}{(N-k)} | \mathcal{H}_h)$. The lower bound of the number of transmissions saved can be obtained by utilizing (46). **UB of \bar{N}_s :** When the FC decides \mathcal{H}_1 in at most k transmissions given hypothesis \mathcal{H}_h , it is easy to show that $\sum_{i=1}^k L_{[i]} > \lambda + (N-k)|L_{[k]}|$ implies $g_U > \lambda + (N-k)|L_{[k]}|$. Hence, from (39), we get

$$Pr(g_U > \lambda + (N-k)|L_{[k]}| | \mathcal{H}_h) \geq Pr(k^* \leq k | \mathcal{H}_h) \quad (51)$$

Similarly, when the FC decides \mathcal{H}_0 in at most k transmissions given hypothesis \mathcal{H}_h , we get

$$Pr(g_L < \lambda - (N-k)|L_{[k]}| | \mathcal{H}_h) \geq Pr(k^* \leq k | \mathcal{H}_h). \quad (52)$$

The inequality in (52) is true due to the fact that $\sum_{i=1}^k L_{[i]} < \lambda - (N-k)|L_{[k]}|$ implies $g_L < \lambda - (N-k)|L_{[k]}|$. Hence, we have

$$\begin{aligned} \bar{N}_s \leq & \sum_{k=1}^{N-1} \sum_{h=0}^1 Pr(g_U > \lambda + (N-k)|L_{[k]}| \\ & \text{or } g_L < \lambda - (N-k)|L_{[k]}| | \mathcal{H}_h), \end{aligned} \quad (53)$$

where

$$\begin{aligned}
& Pr(g_U > \lambda + (N - k)|L_{[k]}| \text{ or } g_L < \lambda - (N - k)|L_{[k]}| | \mathcal{H}_h) \\
& = Pr(g_U > \lambda + (N - k)|L_{[k]}| | \mathcal{H}_h) + \\
& Pr(g_L < \lambda - (N - k)|L_{[k]}| | \mathcal{H}_h) - \\
& Pr(g_U > \lambda + (N - k)|L_{[k]}| \text{ and } g_L < \lambda - (N - k)|L_{[k]}| | \mathcal{H}_h) \\
& = Pr\left(|L_{[k-1]}| \leq \frac{g_U - \lambda}{N - k} | \mathcal{H}_h\right) + Pr\left(|L_{[k-1]}| \leq \frac{\lambda - g_L}{N - k} | \mathcal{H}_h\right) \\
& - Pr\left(|L_{[k-1]}| \leq \min\left(\frac{g_U - \lambda}{N - k}, \frac{\lambda - g_L}{N - k}\right) | \mathcal{H}_h\right).
\end{aligned} \tag{54}$$

Following the similar procedure when we obtain the LB of \bar{N}_s , we can get the UB of \bar{N}_s by either Monte Carlo approach or theoretical approach if N is sufficiently large. Then, we can obtain the UB and the LB in Theorem 2.

REFERENCES

- [1] D. Feng, C. Jiang, G. Lim, L. J. Cimini, G. Feng, and G. Y. Li, "A survey of energy-efficient wireless communications," *IEEE Communications Surveys & Tutorials*, vol. 15, no. 1, pp. 167–178, 2012.
- [2] C. Rago, P. Willett, and Y. Bar-Shalom, "Censoring sensors: A low-communication-rate scheme for distributed detection," *IEEE Transactions on Aerospace and Electronic Systems*, vol. 32, no. 2, pp. 554–568, 1996.
- [3] S. Bandyopadhyay and E. J. Coyle, "An energy efficient hierarchical clustering algorithm for wireless sensor networks," in *IEEE INFOCOM 2003. Twenty-second Annual Joint Conference of the IEEE Computer and Communications Societies (IEEE Cat. No. 03CH37428)*, vol. 3. IEEE, 2003, pp. 1713–1723.
- [4] D. Bajovic, B. Sinopoli, and J. Xavier, "Sensor selection for event detection in wireless sensor networks," *IEEE Transactions on Signal Processing*, vol. 59, no. 10, pp. 4938–4953, 2011.
- [5] R. S. Blum and B. M. Sadler, "Energy efficient signal detection in sensor networks using ordered transmissions," *IEEE Transactions on Signal Processing*, vol. 56, no. 7, pp. 3229–3235, 2008.
- [6] P. Braca, S. Marano, and V. Matta, "Single-transmission distributed detection via order statistics," *IEEE Transactions on Signal Processing*, vol. 60, no. 4, pp. 2042–2048, 2011.
- [7] Z. N. Rawas, Q. He, and R. S. Blum, "Energy-efficient noncoherent signal detection for networked sensors using ordered transmissions," in *2011 45th Annual Conference on Information Sciences and Systems*. IEEE, 2011, pp. 1–5.
- [8] L. Hesham, A. Sultan, M. Nafie, and F. Digham, "Distributed spectrum sensing with sequential ordered transmissions to a cognitive fusion center," *IEEE Transactions on Signal Processing*, vol. 60, no. 5, pp. 2524–2538, 2012.
- [9] Y. Chen, R. S. Blum, and B. M. Sadler, "Optimal quickest change detection in sensor networks using ordered transmissions," in *2020 IEEE 21st International Workshop on Signal Processing Advances in Wireless Communications (SPAWC)*. IEEE, 2020, pp. 1–5.
- [10] N. Sriranga, K. G. Nagananda, R. S. Blum, A. Saucan, and P. K. Varshney, "Energy-efficient decision fusion for distributed detection in wireless sensor networks," in *2018 21st International conference on information fusion (FUSION)*. IEEE, 2018, pp. 1541–1547.
- [11] S. S. Gupta, S. K. Pallapothu, and N. B. Mehta, "Ordered transmissions for energy-efficient detection in energy harvesting wireless sensor networks," *IEEE Transactions on Communications*, vol. 68, no. 4, pp. 2525–2537, 2020.
- [12] A. Vempaty, L. Tong, and P. K. Varshney, "Distributed inference with byzantine data: State-of-the-art review on data falsification attacks," *IEEE Signal Processing Magazine*, vol. 30, no. 5, pp. 65–75, 2013.
- [13] C.-Y. Wei, P.-N. Chen, Y. S. Han, and P. K. Varshney, "Local threshold design for target localization using error correcting codes in wireless sensor networks in the presence of byzantine attacks," *IEEE transactions on information forensics and security*, vol. 12, no. 7, pp. 1571–1584, 2017.
- [14] A. S. Rawat, P. Anand, H. Chen, and P. K. Varshney, "Collaborative spectrum sensing in the presence of byzantine attacks in cognitive radio networks," *IEEE Transactions on Signal Processing*, vol. 59, no. 2, pp. 774–786, 2010.
- [15] H. Moniz, N. F. Neves, and M. Correia, "Byzantine fault-tolerant consensus in wireless ad hoc networks," *IEEE Transactions on Mobile Computing*, vol. 12, no. 12, pp. 2441–2454, 2012.
- [16] H. L. Van Trees, *Detection, estimation, and modulation theory, part I: detection, estimation, and linear modulation theory*. John Wiley & Sons, 2004.
- [17] H. A. David and H. N. Nagaraja, *Order statistics*. John Wiley & Sons, 2004.