

# Deep reinforcement learning under signal temporal logic constraints using Lagrangian relaxation

Junya Ikemoto  
Osaka University  
Osaka, Japan

email: ikemoto@hopf.sys.es.osaka-u.ac.jp

Toshimitsu Ushio  
Osaka University  
Osaka, Japan

email: ushio@sys.es.osaka-u.ac.jp

**Abstract**—Deep reinforcement learning (DRL) has attracted much attention as an approach to solve sequential decision making problems without mathematical models of systems or environments. In general, a constraint may be imposed on the decision making. In this study, we consider the optimal decision making problems with constraints to complete temporal high-level tasks in the continuous state-action domain. We describe the constraints using signal temporal logic (STL), which is useful for time sensitive control tasks since it can specify continuous signals within a bounded time interval. To deal with the STL constraints, we introduce an extended constrained Markov decision process (CMDP), which is called a  $\tau$ -CMDP. We formulate the STL constrained optimal decision making problem as the  $\tau$ -CMDP and propose a two-phase constrained DRL algorithm using the Lagrangian relaxation method. Through simulations, we also demonstrate the learning performance of the proposed algorithm.

**Index Terms**—reinforcement learning, deep reinforcement learning, constrained reinforcement learning, Lagrangian relaxation, signal temporal logic

## I. INTRODUCTION

*Reinforcement Learning* (RL) is a machine learning method for sequential decision making problems [1]. In RL, a learner, which is called an *agent*, interacts with a *system* (or an *environment*) and learns a desired policy automatically. Recently, RL with *deep neural networks* (DNNs) [2], which is called *Deep RL* (DRL), has attracted much attention for solving complicated decision making problems such as playing video games [3]. DRL has been studied in various fields and many practical applications of DRL have been proposed [4], [5], [6]. On the other hand, when we apply RL or DRL in the real world, we design a reward function for a task beforehand. In general, it is difficult to design it depending on the desired behavior appropriately. If it does not evaluate behaviors precisely, the policy learned using an RL or DRL algorithm may not be appropriate for the task.

Recently, to represent a specification of a temporal high-level control task formally, *temporal logic* (TL) [7] has been often used. TL is a branch of formal methods and has also been studied in the system control community [8]. In particular, *signal temporal logic* (STL) [9] is useful in designing controllers for dynamical systems since it can specify continuous signals within a bounded time interval. Model-based approaches using STL have been proposed [10], [11]. Furthermore, model-free RL-based controller design approaches have been proposed

[12], [13], [14], [15]. In [12], Aksaray *et al.* proposed a *Q-learning* algorithm for satisfying a given STL specification. They introduced an extended *Markov decision process* (MDP), which is called a  $\tau$ -MDP, and design a reward function to learn the policy satisfying the STL specification. The extended state comprises the current state and the past state sequence of the system, where the dimension of the extended state depends on the STL specification. In [13], Venkataraman *et al.* proposed a tractable learning method using a flag state instead of the past state sequence to mitigate the curse of dimensionality. However, these methods cannot be directly applied to problems with a continuous state-action space because they are based on a classical tabular Q-learning algorithm. For the continuous control tasks, DRL-based approaches are useful. In [14], Balakrishnan *et al.* introduced a *partial signal* and applied a DRL algorithm to design a controller partially satisfying a given STL specification. In [15], we proposed a DRL-based design of a network controller satisfying a given STL specification.

On the other hand, a constraint is imposed in some decision making problems. As an example, we consider a control of a mobile robot with a given task. Then, the behavior of the robot is constrained to complete the task. To formulate the learning-based design of a policy with a constraint, a *constrained MDP* (CMDP) [16] is appropriate. Many *constrained DRL* (CDRL) algorithms are proposed using the CMDP formulation [17].

In this study, we consider the decision making problem with a constraint to complete a temporal high-level task described by an STL formula. For example, it is useful in the case where we control a mobile robot so as to minimize its fuel cost under a temporal constraint with a bounded time interval. As a related work, Kalagarla *et al.* also proposed an STL constrained RL approach [18]. However, since it is based on the tabular-based RL algorithm, it cannot be applied to continuous control tasks directly. To solve the STL constrained problem with a continuous state-action space, we propose a CDRL-based approach.

**Contribution:** The main contribution is to propose an STL constrained DRL algorithm using an extended CMDP, which is proposed as a derivation of a  $\tau$ -MDP [12]. In this study, we apply the *soft actor critic* (SAC) algorithm [19] that is an off-policy maximum entropy DRL algorithm with better sample efficiency and asymptotic performance. To deal with

the STL constraints, we propose a two-phase algorithm using the *Lagrangian relaxation* [20]. At first, the agent learns a policy satisfying the given STL constraint, which is called *pre-training*. Next, the agent learns its optimal policy under the STL constraint, which is called *fine-tuning*.

**Structure:** The remainder of this paper is organized as follows. In Section II, we review STL briefly. In Section III, we formulate a decision making problem with an STL constraint. In Section IV, we propose a two-phase CDRL algorithm to solve the STL constrained problem. In Section V, by numerical simulations, we demonstrate the usefulness of the proposed method. In Section VI, we conclude the paper and discuss future works.

**Notation:**  $\mathbb{R}$  is the set of the real numbers.  $\mathbb{R}_{\geq 0}$  is the set of non-negative real numbers.  $\mathbb{R}^n$  is the  $n$ -dimensional Euclidean space. For a set  $A \subset \mathbb{R}$ ,  $\max A$  and  $\min A$  are the maximum and minimum value in  $A$  if they exist, respectively.

## II. SIGNAL TEMPORAL LOGIC

We consider the following discrete-time dynamical system:

$$x_{k+1} = f(x_k, a_k) + \Delta_w w_k, \quad (1)$$

where  $x_k \in \mathcal{X}$ ,  $a_k \in \mathcal{A}$ , and  $w_k \in \mathcal{W}$  are the state of the system, the agent's action, and the system noise at  $k \in \{0, 1, \dots\}$ .  $\mathcal{X} = \mathbb{R}^{n_x}$ ,  $\mathcal{A} \subseteq \mathbb{R}^{n_a}$ , and  $\mathcal{W} = \mathbb{R}^{n_w}$  are the state space, the action space, and the system noise space, respectively. The system noise  $w_k$  is an independent and identically distributed random variable with a probability density  $p_w : \mathcal{W} \rightarrow \mathbb{R}_{\geq 0}$ .  $\Delta_w > 0$  is a weighting factor of the system noise.  $f : \mathcal{X} \times \mathcal{A} \rightarrow \mathcal{X}$  is a function that describes the system dynamics. Then, we have the transition probability density  $p_f(x'|x, a) := p_w(\Delta_w^{-1}(x' - f(x, a)))$ . The initial state  $x_0 \in \mathcal{X}$  is sampled from a probability density  $p_0 : \mathcal{X} \rightarrow \mathbb{R}_{\geq 0}$ .  $x_{k_1:k_2}$  denotes the partial trajectory for the time interval  $[k_1, k_2]$ , where  $k_1, k_2 \in \{0, 1, \dots\}$  and  $k_1 \leq k_2$ . We impose a constraint on the controlled behaviors of the dynamical system. In this study, the constraint is described by an STL formula [9].

STL is a specification formalism that allows to express real-time properties of real-valued behaviors of systems. In this study, we consider the following *syntax* of STL.

$$\begin{aligned} \Phi &::= G_{[0, K_e]} \phi \mid F_{[0, K_e]} \phi, \\ \phi &::= G_{[k_s, k_e]} \varphi \mid F_{[k_s, k_e]} \varphi \mid \phi \wedge \phi \mid \phi \vee \phi, \\ \varphi &::= \psi \mid \neg \varphi \mid \varphi \wedge \varphi \mid \varphi \vee \varphi, \end{aligned}$$

where  $K_e$ ,  $k_s$ , and  $k_e \in \mathbb{N}_{\geq 0}$  are nonnegative constants for the time bounds,  $\Phi$ ,  $\phi$ ,  $\varphi$ , and  $\psi$  are the STL formulae,  $\psi$  is a predicate in the form of  $h(x) \leq d$ ,  $h : \mathcal{X} \rightarrow \mathbb{R}$  is a function of the state, and  $d \in \mathbb{R}$  is a constant. The Boolean operators  $\neg$ ,  $\wedge$ , and  $\vee$  are negation, conjunction, and disjunction, respectively. The temporal operators  $G_{\mathcal{T}}$  and  $F_{\mathcal{T}}$  refer to *Globally* (always) and *Finally* (eventually), respectively.  $\mathcal{T}$  denotes the time bound of the temporal operator.  $\phi_i = G_{[k_s^i, k_e^i]} \varphi_i$ , or  $\phi_i = F_{[k_s^i, k_e^i]} \varphi_i$ ,  $i \in \{1, 2, \dots, M\}$  are called *STL sub-formulae*.  $\phi$  comprises multiple STL sub-formulae  $\{\phi_i\}_{i=1}^M$ .

The *Boolean semantics* of STL is recursively defined as follows:

$$\begin{aligned} x_{k:K} \models \psi &\Leftrightarrow h(x_k) \leq d, \\ x_{k:K} \models \neg \psi &\Leftrightarrow \neg(x_{k:K} \models \psi), \\ x_{k:K} \models \phi_1 \wedge \phi_2 &\Leftrightarrow x_{k:K} \models \phi_1 \wedge x_{k:K} \models \phi_2, \\ x_{k:K} \models \phi_1 \vee \phi_2 &\Leftrightarrow x_{k:K} \models \phi_1 \vee x_{k:K} \models \phi_2, \\ x_{k:K} \models G_{\mathcal{T}} \phi &\Leftrightarrow x_{k':K} \models \phi, \forall k' \in k + \mathcal{T}, \\ x_{k:K} \models F_{\mathcal{T}} \phi &\Leftrightarrow \exists k' \in k + \mathcal{T}, \text{ s.t. } x_{k':K} \models \phi, \end{aligned}$$

where  $K(\geq k_e)$  denotes the length of the trajectory and, for any bounded time interval  $\mathcal{T} = [k_s, k_e]$ ,  $k + \mathcal{T}$  denotes the time interval  $[k + k_s, k + k_e]$ .

The *quantitative semantics* of STL is recursively defined as follows:

$$\begin{aligned} \rho(x_{k:K}, \psi) &= d - h(x_k), \\ \rho(x_{k:K}, \neg \psi) &= -\rho(x_{k:K}, \psi), \\ \rho(x_{k:K}, \phi_1 \wedge \phi_2) &= \min\{\rho(x_{k:K}, \phi_1), \rho(x_{k:K}, \phi_2)\}, \\ \rho(x_{k:K}, \phi_1 \vee \phi_2) &= \max\{\rho(x_{k:K}, \phi_1), \rho(x_{k:K}, \phi_2)\}, \\ \rho(x_{k:K}, G_{\mathcal{T}} \phi) &= \min_{k' \in k + \mathcal{T}} \rho(x_{k':K}, \phi), \\ \rho(x_{k:K}, F_{\mathcal{T}} \phi) &= \max_{k' \in k + \mathcal{T}} \rho(x_{k':K}, \phi), \end{aligned}$$

which quantifies how well the trajectory satisfies the given STL formulae [21].

The horizon length of an STL formula is recursively defined as follows:

$$\begin{aligned} \text{hrz}(\psi) &= 0, \\ \text{hrz}(\phi) &= k_e, \text{ for } \phi = G_{[k_s, k_e]} \varphi, \text{ or } F_{[k_s, k_e]} \varphi, \\ \text{hrz}(\neg \phi) &= \text{hrz}(\phi), \\ \text{hrz}(\phi_1 \wedge \phi_2) &= \max\{\text{hrz}(\phi_1), \text{hrz}(\phi_2)\}, \\ \text{hrz}(\phi_1 \vee \phi_2) &= \max\{\text{hrz}(\phi_1), \text{hrz}(\phi_2)\}, \\ \text{hrz}(G_{[k_s, k_e]} \phi) &= k_e + \text{hrz}(\phi), \\ \text{hrz}(F_{[k_s, k_e]} \phi) &= k_e + \text{hrz}(\phi). \end{aligned}$$

$\text{hrz}(\phi)$  is the required length of the state sequence to verify the satisfaction of the STL formula  $\phi$ .

## III. PROBLEM FORMULATION

In this study, we consider the following optimal policy design problem constrained by the given STL formula  $\Phi$  without the system model (1).

$$\begin{aligned} &\text{maximize}_{\pi} E_{p_{\pi}} \left[ \sum_{k=0}^K \gamma^k R(x_k, a_k) \right], \\ &\text{subject to } x_{0:K} \models \Phi, \end{aligned} \quad (2)$$

where  $\gamma \in [0, 1)$  is a discount factor,  $p_{\pi}$  is a trajectory distribution induced by the policy  $\pi$ , and  $R : \mathcal{X} \times \mathcal{A} \rightarrow \mathbb{R}$  is a reward function. In order to deal with the problem, we introduce a  $\tau$ -CMDP derived from a  $\tau$ -MDP [12].

#### A. STL constrained problem and a $\tau$ -CMDP

We consider an STL formula  $\Phi = G_{[0, K_e]} \phi$  (or  $\Phi = F_{[0, K_e]} \phi$ ) as a constraint for the system (1), where  $\text{hrz}(\Phi) = K$  and  $\phi$  comprises multiple STL sub-formulae  $\phi_i$ ,  $i \in \{1, 2, \dots, M\}$ . Subsequently, we set  $\tau = \text{hrz}(\phi) + 1$ , that is,  $K = K_e + \tau - 1$ . A  $\tau$ -CMDP is defined by a tuple  $\mathcal{CM}_\tau = \langle \mathcal{Z}, \mathcal{A}, p_0^\tau, p^\tau, R_z, R_{STL} \rangle$ , where

- $\mathcal{Z} \subseteq \mathcal{X}^\tau$  is an extended state space. The extended state  $z \in \mathcal{Z}$  is a vector of system states  $z = [z[0]^\top \ z[1]^\top \ \dots \ z[\tau-1]^\top]^\top$ ,  $z[i] \in \mathcal{X}$ ,  $\forall i \in \{0, 1, \dots, \tau-1\}$ .
- $\mathcal{A}$  is an action space.
- $p_0^\tau$  is a probability density for the initial extended state  $z_0$  with  $z_0[i] = x_0$ ,  $\forall i \in \{0, 1, \dots, \tau-1\}$ , where  $x_0$  is generated from  $p_0$ .
- $p^\tau$  is a transition probability density for the extended state. When the state is updated by  $x' \sim p_f(\cdot|x, a)$ , the extended state is updated by  $z' \sim p^\tau(\cdot|z, a)$  as follows:

$$\begin{aligned} z'[i] &= z[i+1], \quad \forall i \in \{0, 1, \dots, \tau-2\}, \\ z'[\tau-1] &\sim p_f(\cdot|z[\tau-1], a). \end{aligned}$$

- $R_z : \mathcal{Z} \times \mathcal{A} \rightarrow \mathbb{R}$  is a reward function as follows:

$$R_z(z, a) = R(z[\tau-1], a).$$

- $R_{STL} : \mathcal{Z} \rightarrow \mathbb{R}$  is an *STL-reward function* for a constraint.

For the given STL formula  $\Phi$ , we define the STL-reward function as follows:

$$R_{STL}(z) = \begin{cases} \exp(\beta \mathbf{1}(\rho(z, \phi))) & \text{for } \Phi = F_{[0, K_e]} \phi, \\ -\exp(-\beta \mathbf{1}(\rho(z, \phi))) & \text{for } \Phi = G_{[0, K_e]} \phi, \end{cases} \quad (3)$$

where  $\beta > 0$  is a reward parameter.  $\mathbf{1} : \mathbb{R} \rightarrow \{0, 1\}$  is an indicator defined by

$$\mathbf{1}(x) = \begin{cases} 1 & \text{if } x \geq 0, \\ 0 & \text{if } x < 0. \end{cases}$$

The function is proposed in [12] to learn a policy satisfying the STL formula  $\Phi$  using the *log-sum-exp* approximation.

In this study, we assume that the system model is unknown. Therefore, we design an optimal policy under the STL constraint using a CDRL algorithm [17]. Then, we define the following functions.

$$\begin{aligned} J(\pi) &= E_{p_\pi} \left[ \sum_{k=0}^K \gamma^k R_z(z_k, a_k) \right], \\ J_{STL}(\pi) &= E_{p_\pi} \left[ \sum_{k=0}^K \gamma^k R_{STL}(z_k) \right], \end{aligned}$$

where  $\gamma \in [0, 1)$  is a discount factor and  $p_\pi$  is a trajectory distribution induced by the policy  $\pi$ . We reformulate the problem (2) as follows:

$$\pi^* \in \arg \max_{\pi} J(\pi), \quad (4)$$

$$\text{subject to } J_{STL}(\pi) \geq l_{STL}, \quad (5)$$

where  $\pi$  is a stochastic stationary policy and  $l_{STL} \in \mathbb{R}$  is a lower threshold. In this study, we consider the threshold  $l_{STL}$  as a hyper-parameter. We call the decision making problem for Eqs. (4) and (5) a  $\tau$ -CMDP *problem*. In the next section, we propose the CDRL-based algorithm to solve the  $\tau$ -CMDP problem.

#### IV. DEEP REINFORCEMENT LEARNING UNDER A SIGNAL TEMPORAL LOGIC CONSTRAINT

We propose the CDRL-based algorithm to obtain an optimal policy under a given STL constraint. We apply the SAC [19] that is an off-policy maximum entropy DRL algorithm using the following objective with an entropy term.

$$J_{ent}(\pi) = E_{p_\pi} \left[ \sum_{k=0}^K \gamma^k (R_z(z_k, a_k) + \alpha \mathcal{H}(\pi(\cdot|z_k))) \right], \quad (6)$$

where  $\mathcal{H}(\pi(\cdot|z_k)) = E[-\log \pi(\cdot|z_k)]$  is an entropy of the stochastic policy  $\pi$  and  $\alpha \geq 0$  is an entropy temperature. Furthermore, we use the Lagrangian relaxation method [22], [23], [24] to solve the  $\tau$ -CMDP problem.

##### A. SAC-Lagrangian for decision making problems under an STL constraint

We consider the Lagrangian relaxation as follows:

$$\min_{\kappa \geq 0} \max_{\pi} \mathcal{L}(\pi, \kappa), \quad (7)$$

where  $\mathcal{L}(\pi, \kappa)$  is a Lagrangian function with an entropy term given by

$$\mathcal{L}(\pi, \kappa) = J_{ent}(\pi) + \kappa (J_{STL}(\pi) - l_{STL}), \quad (8)$$

and  $\kappa \geq 0$  is a Lagrange multiplier. We model the stochastic policy  $\pi$  using a Gaussian with the mean  $\mu_{\theta_\pi}$  and the standard deviation  $\sigma_{\theta_\pi}$  output by a DNN with a *reparameterization trick* [25] as shown in Fig. 1, which is called an *actor DNN*  $\pi_{\theta_\pi}$ . The parameter vector is denoted by  $\theta_\pi$ . Moreover, we need to estimate  $J(\pi)$  and  $J_{STL}(\pi)$  to update the parameter vector  $\theta_\pi$ . Thus,  $J(\pi)$  and  $J_{STL}(\pi)$  are also approximated by two separate critics (*Q-functions*) as shown in Fig. 2, which are called a *reward critic DNN*  $Q_{\theta_r}$  and an *STL-reward critic DNN*  $Q_{\theta_s}$ , respectively. The parameter vectors of the reward critic DNN and the STL-reward critic DNN are denoted by  $\theta_r$  and  $\theta_s$ , respectively. The parameter vectors are updated using an *experience replay* and a *fixed target Q-network* [3] to reduce correlation between experience data and to make the learning stable, respectively.  $\theta_r$  and  $\theta_s$  are updated by decreasing the following critic loss functions.

$$J(\theta_r) = E_{(z, a, z') \sim \mathcal{D}} [Q_{\theta_r}(z, a) - (r + \gamma V_{\theta_r^-}(z'))], \quad (9)$$

$$J(\theta_s) = E_{(z, a, z') \sim \mathcal{D}} [Q_{\theta_s}(z, a) - (s + \gamma V_{\theta_s^-}(z'))], \quad (10)$$

where  $r = R_z(z, a)$  and  $s = R_{STL}(z)$ . We store experiences to the *replay buffer*  $\mathcal{D}$  and select some experiences from  $\mathcal{D}$

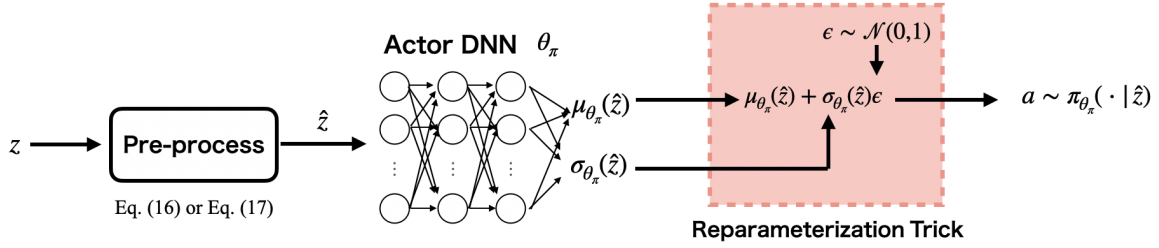


Fig. 1. Illustration of an actor DNN with a reparameterization trick  $\pi_{\theta_\pi}$ . The DNN outputs the mean  $\mu_{\theta_\pi}(\hat{z})$  and the standard deviation  $\sigma_{\theta_\pi}(\hat{z})$  parameters for an input  $\hat{z}$ . We use the reparameterization trick to sample an action, where  $\epsilon$  is sampled from a standard normal distribution  $\mathcal{N}(0, 1)$ .

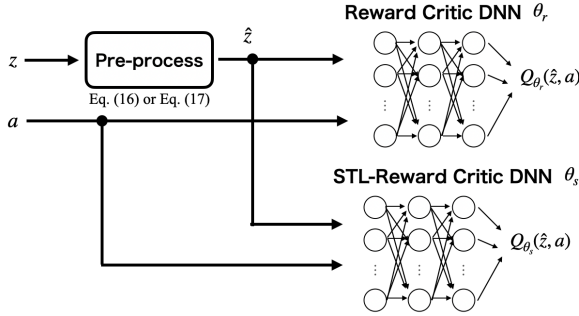


Fig. 2. Illustration of the two-type critic DNNs (the reward critic DNN  $Q_{\theta_r}$  and the STL-reward critic DNN  $Q_{\theta_s}$ ).

randomly for updates of  $\theta_r$  and  $\theta_s$ . Additionally, the target values are computed by

$$\begin{aligned} V_{\theta_r}^-(z') &= E_{a' \sim \pi_{\theta_\pi}} [Q_{\theta_r}^-(z', a') - \alpha \log \pi_{\theta_\pi}(a'|z')], \\ V_{\theta_s}^-(z') &= E_{a' \sim \pi_{\theta_\pi}} [Q_{\theta_s}^-(z', a')], \end{aligned}$$

where  $Q_{\theta_r}^-$  and  $Q_{\theta_s}^-$  are the *target reward critic DNN* and the *target STL-reward critic DNN*, respectively. Their parameter vectors are slowly updated by the following *soft update*.

$$\begin{aligned} \theta_r^- &\leftarrow \xi \theta_r + (1 - \xi) \theta_r^-, \\ \theta_s^- &\leftarrow \xi \theta_s + (1 - \xi) \theta_s^-, \end{aligned} \quad (11)$$

where  $\xi > 0$  is a sufficiently small positive constant. The parameter vector of the actor DNN  $\theta_\pi$  is updated by decreasing the following actor loss function.

$$\begin{aligned} J(\theta_\pi) &= E_{z \sim \mathcal{D}, a \sim \pi_{\theta_\pi}} [\alpha \log(\pi_{\theta_\pi}(a|z)) \\ &\quad - Q_{\theta_r}(z, a) - \kappa Q_{\theta_s}(z, a)], \end{aligned} \quad (12)$$

The Lagrange multiplier  $\kappa$  is updated by decreasing the following loss function.

$$J(\kappa) = E_{z \sim p_0^z, a \sim \pi_{\theta_\pi}} [\kappa(Q_{\theta_s}(z, a) - l_{STL})]. \quad (13)$$

The entropy temperature  $\alpha$  is updated by decreasing the following loss function.

$$J(\alpha) = E_{z \sim \mathcal{D}} [\alpha(-\log(\pi(a|z)) - \mathcal{H}_0)], \quad (14)$$

where  $\mathcal{H}_0$  is a lower bound [19]. Actually, to keep  $\kappa$  and  $\alpha$  nonnegative after updates, we exponentiate these parameters.

### B. Pre-training and fine-tuning method

We have two reward functions  $R_z, R_{STL}$  and there exists a trade-off between them. To resolve the trade-off, we propose a two-phase learning algorithm. In the first phase, which is called *pre-train*, the parameter vector of the actor DNN  $\theta_\pi$  is updated by decreasing the following function.

$$J(\theta_\pi) = E_{z \sim \mathcal{D}, a \sim \pi_{\theta_\pi}} [\alpha \log(\pi_{\theta_\pi}(a|z)) - Q_{\theta_s}(z, a)] \quad (15)$$

instead of Eq. (12).  $\theta_s$  is updated by Eq. (10), where  $V_{\theta_s}^-$  is computed by

$$V_{\theta_s}^-(z') = E_{a' \sim \pi_{\theta_\pi}} [Q_{\theta_s}^-(z', a') - \alpha \log(\pi_{\theta_\pi}(a'|z'))].$$

The agent learns the policy satisfying the given STL formula considering only STL-rewards. In the second phase, which is called *fine-tune*, the actor DNN  $\theta_\pi$  is updated by Eq. (12). Then, the agent learns the optimal policy under the given STL constraint.

### C. Pre-process

If  $\tau$  is a large value, it is difficult for the agent to learn its policy because of the curse of dimensionality. Thus, we use a *pre-process* to decrease the dimension of the extended state [14], [15]. We introduce a flag value  $f^i$  for each STL sub-formula  $\phi_i$ .

**Definition 1:** For an extended state  $z$ , a flag value  $f^i$  of an STL sub-formula  $\phi_i$  is defined as follows:

(i) For  $\phi_i = G_{[k_s^i, k_e^i]} \varphi_i$ ,

$$\begin{aligned} f^i &= \max \left\{ \frac{k_e^i - l + 1}{k_e^i - k_s^i + 1} \mid l \in \{k_s^i, \dots, k_e^i\} \right. \\ &\quad \left. \wedge (\forall l' \in \{l, \dots, k_e^i\}, z[l'] \models \varphi_i) \right\}. \end{aligned} \quad (16)$$

(ii) For  $\phi_i = F_{[k_s^i, k_e^i]} \varphi_i$ ,

$$\begin{aligned} f^i &= \max \left\{ \frac{l - k_s^i + 1}{k_e^i - k_s^i + 1} \mid \right. \\ &\quad \left. l \in \{k_s^i, \dots, k_e^i\} \wedge z[l] \models \varphi_i \right\}. \end{aligned} \quad (17)$$

Note that  $\max \emptyset = -\infty$  and the flag value represents the normalized time lying in  $(0, 1] \cap \{-\infty\}$ . Intuitively, for  $\phi_i = G_{[k_s^i, k_e^i]} \varphi_i$ , the flag value indicates the time duration in which  $\phi_i$  is always satisfied, whereas, for  $\phi_i = F_{[k_s^i, k_e^i]} \varphi_i$ , the flag value indicates the instant when  $\varphi_i$  is satisfied. The flag values  $f^i$ ,  $i \in \{1, 2, \dots, M\}$  calculated by Eqs. (16) or (17) are transformed into  $\hat{f}^i$  as follows:

$$\hat{f}^i = \begin{cases} f^i - \frac{1}{2} & \text{if } f^i \neq -\infty, \\ -\frac{1}{2} & \text{otherwise.} \end{cases} \quad (18)$$

The transformed flag values  $\hat{f}^i$  are used as inputs to DNNs to prevent positive biases of the flag values and inputting  $-\infty$  to DNNs. We compute the flag value for each STL sub-formula and construct a flag state  $\hat{f} = [\hat{f}^1 \ \hat{f}^2 \ \dots \ \hat{f}^M]^\top$ , which is called pre-processing. We use the pre-processed state  $\hat{z} = [z[\tau - 1]^\top, \hat{f}^\top]^\top$  instead of the extended state  $z$ .

#### D. Algorithm

Our proposed algorithm to design an optimal policy under the given STL constraint is presented in Algorithm 1. From line 1 to 3, we initialize the parameter vectors of the DNNs, an entropy temperature, and a Lagrange multiplier. In line 4, we initialize a replay buffer  $\mathcal{D}$ . In line 5, we set the number of the repetition of pre-training  $K_{pre}$ . In line 6, we initialize a counter for updates. In line 8, the agent receives an initial state  $x_0 \sim p_0$ . From line 9 to 10, the agent sets the initial extended state  $z_0 = [x_0^\top \ \dots \ x_0^\top]^\top$  and computes the pre-processed state  $\hat{z}_0$ . A learning episode is done between line 12 and 24. In line 12, the agent determines an action  $a_k$  based on the pre-processed state  $\hat{z}_k$ . In line 13, the state of the system changes by the determined action  $a_k$  and the agent receives the next state  $x_{k+1}$ , the reward  $r_k = R_z(z_k, a_k)$ , and the STL-reward  $s_k = R_{STL}(z_k)$ . From line 14 to 15, the agent sets the next extended state  $z_{k+1}$  using  $x_k$  and  $z_k$  and computes the next pre-processed state  $\hat{z}_{k+1}$ . In line 16, the agent stores the experience  $(\hat{z}_k, a_k, \hat{z}_{k+1}, r_k, s_k)$  in the replay buffer  $\mathcal{D}$ . In line 17, the agent samples  $I$  experiences  $\{(\hat{z}^{(i)}, a^{(i)}, \hat{z}'^{(i)}, r^{(i)}, s^{(i)})\}_{i=1}^I$  from the replay buffer  $\mathcal{D}$  randomly. If the learning counter is  $c < K_{pre}$ , the agent pre-trains the parameter vectors in **Algorithm 3**. Then, the parameter vectors of the reward critic DNN  $\theta_r$  and the STL reward critic DNN  $\theta_s$  are updated by Eqs. (9) and (10), respectively. The parameter vector of the actor DNN  $\theta_\pi$  is updated by Eq. (15). The entropy temperature  $\alpha$  is updated by Eq. (14). On the other hand, if the learning counter is  $c \geq K_{pre}$ , the agent fine-tunes the parameter vectors in **Algorithm 4**. Then, the parameter vector of the actor DNN  $\theta_\pi$  is updated by Eq. (12) instead of Eq. (15) and the other parameter vectors are updated same as the case  $c < K_{pre}$ . The Lagrange multiplier is updated by Eq. (13). In line 23, the agent updates the parameter vectors of two target critic DNNs by Eq. (11). In line 24, the learning counter is updated. The agent repeats the above process until MAX EPISODE.

**Algorithm 1** Two-phase SAC-Lagrangian to design an optimal policy under an STL constraint.

- 1: Initialize parameter vectors of main networks  $\theta_\pi$ ,  $\theta_r$ ,  $\theta_s$ .
- 2: Initialize parameter vectors of target networks  $\theta_r^-$ ,  $\theta_s^-$ .
- 3: Initialize an entropy temperature and a Lagrange multiplier  $\alpha$ ,  $\kappa$ .
- 4: Initialize a replay buffer  $\mathcal{D}$ .
- 5: Set the number of the repetition of pre-training  $K_{pre}$ .
- 6: Initialize learning counter  $c \leftarrow 0$ .
- 7: **for** Episode = 1, ..., MAX EPISODE **do**
- 8:   Receive an initial state  $x_0 \sim p_0$ .
- 9:   Set the initial extended state  $z_0$ .
- 10:   Compute the preprocessed state  $\hat{z}_0$  by **Algorithm 2**.
- 11:   **for** Discrete-time step  $k = 0, \dots, K$  **do**
- 12:     Determine an action  $a_k$  based on the state  $\hat{z}_k$ .
- 13:     Execute  $a_k$  and receive the next state  $x_{k+1}$  and the reward  $r_k = R_z(z_k, a_k)$  and the STL-reward  $s_k = R_{STL}(z_k)$ .
- 14:     Set the next extended state  $z_{k+1}$  using  $x_{k+1}$  and  $z_k$ .
- 15:     Compute the next preprocessed state  $\hat{z}_{k+1}$  by **Algorithm 2**.
- 16:     Store the experience  $(\hat{z}_k, a_k, \hat{z}_{k+1}, r_k, s_k)$  in the replay buffer  $\mathcal{D}$ .
- 17:     Sample  $I$  experiences  $\{(\hat{z}^{(i)}, a^{(i)}, \hat{z}'^{(i)}, r^{(i)}, s^{(i)})\}_{i=1}^I$  from  $\mathcal{D}$  randomly.
- 18:     **if**  $c \leq K_{pre}$  **then**
- 19:       Pre-training by **Algorithm 3**.
- 20:     **else**
- 21:       Fine-tuning by **Algorithm 4**.
- 22:     **end if**
- 23:     Update the target critic DNNs by Eq. (11).
- 24:      $c \leftarrow c + 1$ .
- 25:   **end for**
- 26: **end for**

#### V. EXAMPLE

Consider a two-wheeled mobile robot in an environment shown in Fig. 3. A discrete-time model of the robot is described by

$$\begin{bmatrix} x_{k+1}^{(0)} \\ x_{k+1}^{(1)} \\ x_{k+1}^{(2)} \end{bmatrix} = \begin{bmatrix} x_k^{(0)} + \Delta a_k^{(0)} \cos(x_k^{(2)}) \\ x_k^{(1)} + \Delta a_k^{(0)} \sin(x_k^{(2)}) \\ x_k^{(2)} + \Delta a_k^{(1)} \end{bmatrix} + \Delta_w \begin{bmatrix} w_k^{(0)} \\ w_k^{(1)} \\ w_k^{(2)} \end{bmatrix}, \quad (19)$$

where  $x_k = [x_k^{(0)} \ x_k^{(1)} \ x_k^{(2)}]^\top \in \mathbb{R}^3$ ,  $a_k = [a_k^{(0)} \ a_k^{(1)}]^\top \in [-1, 1]^2$ , and  $w_k = [w_k^{(0)} \ w_k^{(1)} \ w_k^{(2)}]^\top \in \mathbb{R}^3$ .  $w_k^{(i)}$ ,  $i \in \{0, 1, 2\}$  is sampled from a standard normal distribution  $\mathcal{N}(0, 1)$ . In the simulation, we assume that  $\Delta = 0.1$  and  $\Delta_w = 0.01$ . We consider the following STL formulae.

**Formula 1:**

$$\Phi_1 = G_{[0,900]}(F_{[0,99]}\varphi_1 \wedge F_{[0,99]}\varphi_2), \quad (20)$$

**Algorithm 2** Pre-processing of the extended state

---

```

1: Input: The extended state  $z$  and the STL sub-formulae
    $\{\phi_i\}_{i=1}^M$ .
2: for  $i = 1, \dots, M$  do
3:   if  $\phi_i = G_{[k_s^i, k_e^i]} \phi_i$  then
4:     Compute the flag value  $f^i$  by Eq. (16).
5:   end if
6:   if  $\phi_i = F_{[k_s^i, k_e^i]} \phi_i$  then
7:     Compute the flag value  $f^i$  by Eq. (17).
8:   end if
9: end for
10: Set the flag state  $\hat{f} = [\hat{f}^1 \ \hat{f}^2 \ \dots \ \hat{f}^M]^\top$ .
11: Output: The preprocessed state  $\hat{z} = [z[\tau - 1]^\top \ \hat{f}^\top]^\top$ .

```

---

**Algorithm 3** Pre-training

---

```

1: Input:
   The experiences  $\{(\hat{z}^{(i)}, a^{(i)}, \hat{z}'^{(i)}, r^{(i)}, s^{(i)})\}_{i=1,2,\dots,I}$  and
   parameters  $\theta_\pi, \theta_r, \theta_s, \alpha$ .
2: The parameter vector  $\theta_r$  is updated by Eq. (9).
3: The parameter vector  $\theta_s$  is updated by Eq. (10).
4: The parameter vector  $\theta_\pi$  is updated by Eq. (15).
5: The entropy temperature  $\alpha$  is updated by Eq. (14).
6: Output:  $\theta_\pi, \theta_r, \theta_s, \alpha$ 

```

---

**Formula 2:**

$$\Phi_2 = F_{[0,400]}(G_{[0,49]}\varphi_1 \vee G_{[0,49]}\varphi_2), \quad (21)$$

where

$$\begin{aligned} \varphi_1 &= ((3.5 \leq x^{(0)} \leq 4.5) \wedge (3.5 \leq x^{(1)} \leq 4.5)), \\ \varphi_2 &= ((3.5 \leq x^{(0)} \leq 4.5) \wedge (1.5 \leq x^{(1)} \leq 2.5)). \end{aligned}$$

We consider the reward function

$$R_z(z, a) = -||a||_2^2 + R_x(z[\tau - 1]),$$

where

$$R_x(x) = \min\{x^{(0)} - 0.5, \quad 4.5 - x^{(0)}, \\ x^{(1)} - 0.5, \quad 4.5 - x^{(1)}, \quad 0.0\}.$$

The initial state of the system was sampled randomly in  $0.5 \leq x^{(0)} \leq 2.5$ ,  $0.5 \leq x^{(1)} \leq 2.5$ ,  $-\pi/2 \leq x^{(2)} \leq \pi/2$ . In all simulations, the DNNs had two hidden layers, all of which had 256 units, and all layers were fully connected. To mitigate the positive bias in the update of  $\theta_\pi$ , the clipped double Q-learning technique [26] is adopted for  $Q_{\theta_r}(z, a)$  and  $Q_{\theta_s}(z, a)$ . The activation functions for the hidden layers and the outputs of the actor DNN were the rectified linear unit functions and hyperbolic tangent functions, respectively. We normalized  $x^{(0)}$  and  $x^{(1)}$  as  $x^{(0)} - 2.5$  and  $x^{(1)} - 2.5$ , respectively. The size of the replay buffer  $\mathcal{D}$  was  $1.0 \times 10^5$ , and the size of the mini-batch was  $I = 64$ . We used *Adam* [27] as the optimizers for all main DNNs, the entropy temperature, and the Lagrange multiplier. The learning rate of the optimizer for the Lagrange multiplier was  $1.0 \times 10^{-5}$  and the learning rates of the other optimizers

**Algorithm 4** Fine-tuning

---

```

1: Input:
   The experiences  $\{(\hat{z}^{(i)}, a^{(i)}, \hat{z}'^{(i)}, r^{(i)}, s^{(i)})\}_{i=1,2,\dots,I}$  and
   parameters  $\theta_\pi, \theta_r, \theta_s, \alpha, \kappa$ .
2: The parameter vector  $\theta_r$  is updated by Eq. (9).
3: The parameter vector  $\theta_s$  is updated by Eq. (10).
4: The parameter vector  $\theta_\pi$  is updated by Eq. (12).
5: The entropy temperature  $\alpha$  is updated by Eq. (14).
6: The Lagrange multiplier  $\kappa$  is updated by Eq. (13).
7: Output:  $\theta_\pi, \theta_r, \theta_s, \alpha, \kappa$ 

```

---

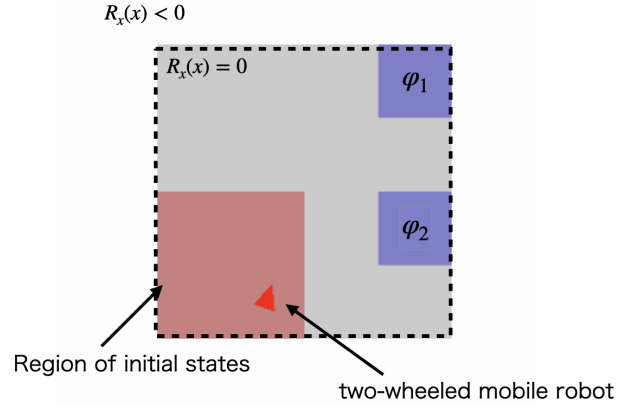


Fig. 3. Environment of the example. The agent learns the optimal policy for the two-wheeled mobile robot under the STL constraint.

were  $3.0 \times 10^{-4}$ . The soft update rate of the target network was  $\xi = 0.01$ . The discount factor was  $\gamma = 0.99$ . The target for updating the entropy temperature  $\mathcal{H}_0$  was  $-2.0$ . The STL-reward parameter was  $\beta = 100$ . The agent learned its control policy for  $6.0 \times 10^5$  steps. The both initial entropy temperature and initial Lagrange multiplier were 1.0. For performance evaluation, we introduced the following three indices:

- a **reward learning curve** shows the mean of the sum of rewards  $\sum_{k=0}^K \gamma^k R_z(z_k, a_k)$  for 100 trajectories,
- an **STL-reward learning curve** shows the mean of the sum of STL-rewards  $\sum_{k=0}^K \gamma^k R_{STL}(z_k)$  for 100 trajectories, and
- a **success rate** shows the number of trajectories satisfying the given STL constraint for 100 trajectories.

We prepared 100 initial states sampled from  $p_0$  and generated 100 trajectories using the learned policy for each evaluation. We show the results for  $K_{pre} = 0$  (**Case 1**) and  $K_{pre} = 300000$  (**Case 2**). All simulations were run on a computer with AMD Ryzen 9 3950X 16-core processor and 32GB of memory and were conducted using the Python software.

**A. Formula 1**

In this simulation, we set  $K = 1000$  and  $I_{STL} = -40$ . The dimension of the extended state  $z$  is  $\tau = 100$ . The reward learning curves and the STL-rewards learning curves are shown in Figs. 4 and 5. In **Case 1**, it takes a lot of steps to learn the

policy that obtains the sum of STL-rewards near the threshold  $l_{STL} = -40$ . Furthermore, the reward learning curve decreases gradually while the STL-reward curve increases. This is an effect of lacking in experience satisfying the STL formula  $\Phi$  owing to a trade-off between two reward functions. If the agent cannot satisfy the STL constraint during its explorations, the Lagrange multiplier  $\kappa$  becomes large as shown in Fig. 6. Then, the STL term  $-\kappa Q_{\theta_s}$  of the actor loss  $J(\pi_{\theta})$  becomes larger than the other terms. As a result, the agent updates the parameter vector  $\theta_{\pi}$  considering only the STL rewards. On the other hand, in **Case 2**, the agent can obtain enough experiences satisfying the STL formula in 300000 pre-training steps. The agent learns the policy that obtains the sum of the STL-rewards near the threshold relatively quickly and fine-tune the policy under the STL constraint after pre-training. According to the results in the both cases, our proposed method is useful to learn the optimal policy under the STL constraint. Additionally, as the sum of STL-rewards obtained by the learned policy is increasing, the success rate for the given STL formula is also increasing as shown in Fig. 7.

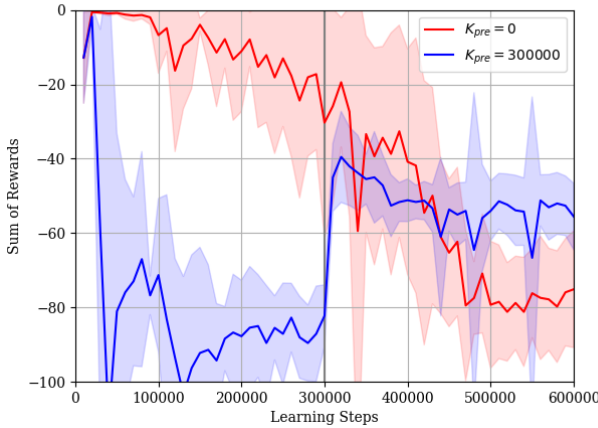


Fig. 4. Reward learning curves for the formula  $\Phi_1$ . The red and blue curves show the results of  $K_{pre} = 0$  (**Case 1**) and  $K_{pre} = 300000$  (**Case 2**), respectively. The solid curves and the shades represent the average results and standard deviations over 10 trials with different random seeds, respectively. The gray line shows 300000 steps.

## B. Formula 2

In this simulation, we set  $K = 500$  and  $l_{STL} = 35$ . The dimension of the extended state  $z$  is  $\tau = 50$ . We use the reward function  $R_{STL}(z) = \exp(\beta \mathbf{1}(\rho(z, \phi))) / \exp(\beta)$  in stead of Eq. (3) to prevent the sum of STL-rewards diverging to infinity. The reward learning curves and the STL-rewards learning curves are shown in Figs. 8 and 9, respectively. In **Case 1**, although the reward learning curve maintains more than  $-20$ , the STL-reward learning curve maintains much less than the threshold  $l_{STL} = 35$ . On the other hand, in **Case 2**, the agent learns the policy that obtains the sum of STL-rewards near the threshold  $l_{STL} = 35$  and fine-tunes the policy under the STL constraint after pre-training. Our proposed method is useful for

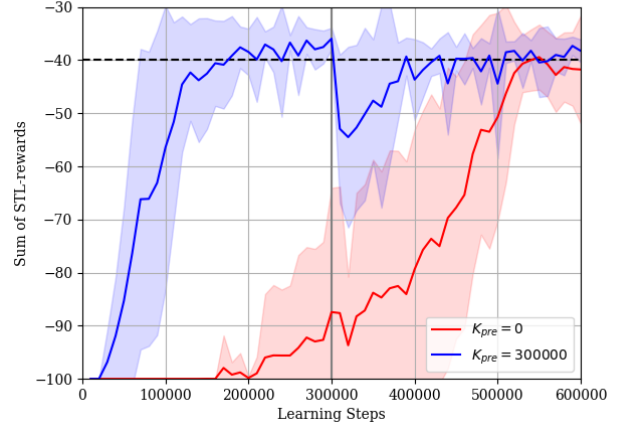


Fig. 5. STL-reward learning curves for the formula  $\Phi_1$ . The red and blue curves show the results of  $K_{pre} = 0$  (**Case 1**) and  $K_{pre} = 300000$  (**Case 2**), respectively. The solid curves and the shades represent the average results and standard deviations over 10 trials with different random seeds, respectively. The dashed line shows the threshold  $l_{STL} = -40$ . The gray line shows 300000 steps.

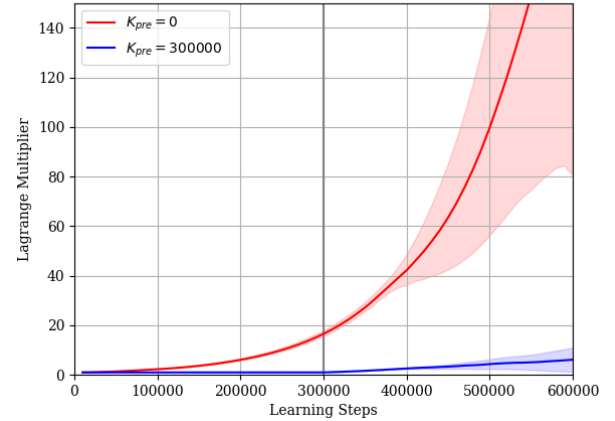


Fig. 6. Curves of Lagrange multiplier  $\kappa$  for the formula  $\Phi_1$ . The red and blue curves show the results of  $K_{pre} = 0$  (**Case 1**) and  $K_{pre} = 300000$  (**Case 2**), respectively. The solid curves and the shades represent the average results and standard deviations over 10 trials with different random seeds, respectively. The gray line shows 300000 steps.

not only the formula  $\Phi_1$  but also the formula  $\Phi_2$ . Additionally, as the sum of STL-rewards obtained by the learned policy is increasing, the success rate for the given STL formula is also increasing as shown in Fig. 10.

## VI. CONCLUSION

In this study, we consider a decision making problem with a given STL constraint without the model of the dynamical system. To deal with the STL constraint, we introduce a  $\tau$ -CMDP. Then, we propose a two-phase CDRL algorithm using the Lagrangian relaxation. Through numerical simulations, we demonstrated the performance of the proposed algorithm. On



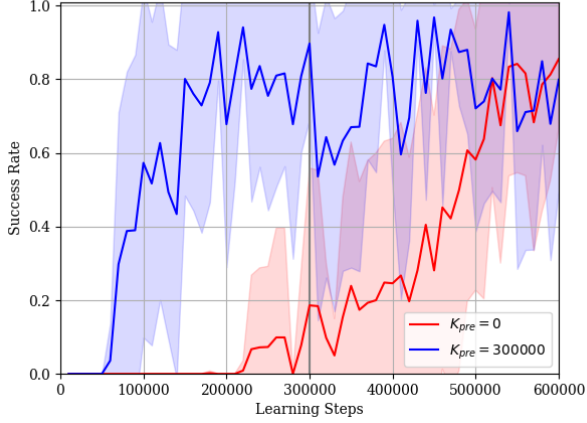


Fig. 7. Success rates for the formula  $\Phi_1$ . The red and blue curves show the results of  $K_{pre} = 0$  (Case 1) and  $K_{pre} = 300000$  (Case 2), respectively. The solid curves and the shades represent the average results and standard deviations over 10 trials with different random seeds, respectively. The gray line shows 300000 steps.

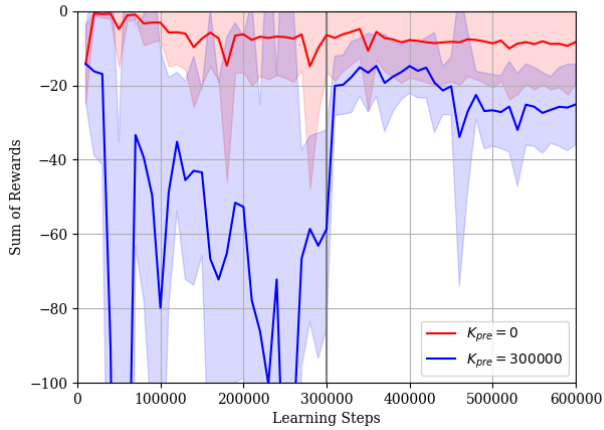


Fig. 8. Reward learning curves for the formula  $\Phi_2$ . The red and blue curves show the results of  $K_{pre} = 0$  (Case 1) and  $K_{pre} = 300000$  (Case 2), respectively. The solid curves and the shades represent the average results and standard deviations over 10 trials with different random seeds, respectively. The gray line shows 300000 steps.

the other hand, the syntax in this study is restrictive compared with the general STL syntax. Relaxing the syntax restriction is a future work. Furthermore, our approach cannot guarantee satisfying the STL constraint during learning of the policy. Solving the issue is also an interesting direction for a future research.

#### ACKNOWLEDGEMENT

This work was partially supported by JST-ERATO HASUO Project Grant Number JPMJER1603, Japan and JSPS KAKENHI Grant Number JP21J10780, Japan.

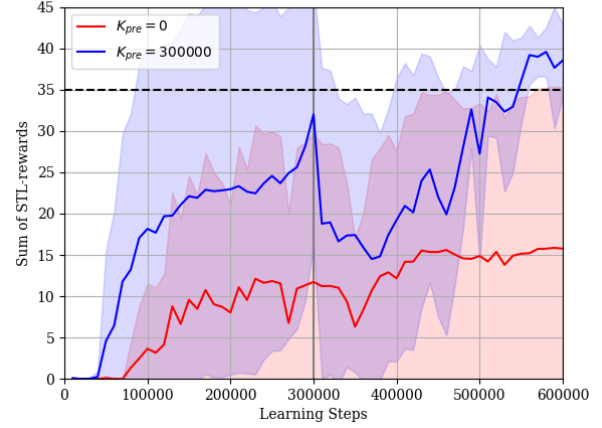


Fig. 9. STL-reward learning curves for the formula  $\Phi_2$ . The red and blue curves show the results of  $K_{pre} = 0$  (Case 1) and  $K_{pre} = 300000$  (Case 2), respectively. The solid curves and the shades represent the average results and standard deviations over 10 trials with different random seeds, respectively. The dashed line shows the threshold  $l_{STL} = 35$ . The gray line shows 300000 steps.

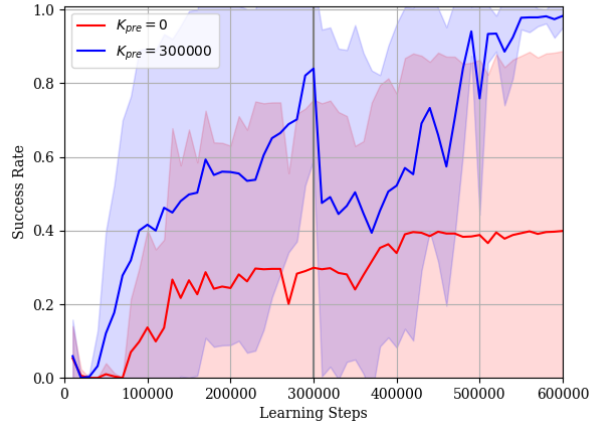


Fig. 10. Success rates for the formula  $\Phi_2$ . The red and blue curves show the results of  $K_{pre} = 0$  (Case 1) and  $K_{pre} = 300000$  (Case 2), respectively. The solid curves and the shades represent the average results and standard deviations over 10 trials with different random seeds, respectively. The gray line shows 300000 steps.

#### REFERENCES

- [1] R. S. Sutton and A. G. Barto, *Reinforcement Learning: An Introduction (Second Edition)*, MIT Press, 2018.
- [2] H. Dong, Z. Ding, and S. Zhang, *Deep Reinforcement Learning Fundamentals, Research and Applications*, Springer, 2020.
- [3] V. Mnih, K. Kavukcuoglu, D. Silver, A. A. Rusu, J. Veness, M. G. Bellemare, A. Graves, M. Riedmiller, A. K. Fidjeland, G. Ostrovski, S. Petersen, C. Beattie, A. Sadik, I. Antonoglou, H. King, D. Kumaran, D. Wierstra, S. Legg, and D. Hassabis, “Human-level control through deep reinforcement learning,” *Nature*, vol. 518, pp. 529–533, Feb. 2015.
- [4] S. Gu, E. Holly, T. Lillicrap, and S. Levine, “Deep reinforcement learning for robotic manipulation with asynchronous off-policy updates,” in *Proc. IEEE ICRA 2017*, pp. 3389–3396, May 2017.



- [5] N. C. Luong, D. T. Hoang, S. Gong, D. Niyato, P. Wang, Y.-C. Liang, and D. I. Kim, "Applications of deep reinforcement learning in communications and networking: A survey," *IEEE Communications Surveys & Tutorials*, vol. 21, no. 4, pp. 3133–3174, May 2019.
- [6] T. T. Nguyen, N. D. Nguyen, and S. Nahavandi, "Deep reinforcement learning for multiagent systems: A review of challenges, solutions, and applications," *IEEE Transactions on Cybernetics*, vol. 50, no. 9, pp. 3826–3839, Sept. 2020.
- [7] C. Baier and J.-P. Katoen, *Principles of Model Checking*, MIT Press, 2008.
- [8] C. Belta, B. Yordanov, and E. A. Gol, *Formal Methods for DiscreteTime Dynamical Systems*, Springer, 2017.
- [9] O. Maler and D. Nickovic, "Monitoring temporal properties of continuous signals," *Formal Techniques, Modeling and Analysis of Timed and Fault-Tolerant Systems*, pp. 152–166, Jan. 2004.
- [10] V. Raman, A. Donzé, M. Maasoumy, R. M. Murray, A. Sangiovanni-Vincentelli, and S. A. Seshia, "Model predictive control with signal temporal logic specifications," in *Proc. of IEEE CDC 2014*, pp. 81–87, Dec. 2014.
- [11] L. Lindemann and D. V. Dimarogonas, "Control barrier functions for signal temporal logic tasks," *IEEE Control Systems Letters*, vol. 3, no. 1, pp. 96–101, Jan. 2019.
- [12] D. Aksaray, A. Jones, Z. Kong, M. Schwager, and C. Belta, "Q-learning for robust satisfaction of signal temporal logic specifications," in *Proc. IEEE CDC 2016*, pp. 6565–6570, Dec. 2016.
- [13] H. Venkataraman, D. Aksaray, and P. Seiler, "Tractable reinforcement learning of signal temporal logic objectives," arXiv preprint, *arXiv:2001.09467*, 2020.
- [14] A. Balakrishnan and J. V. Deshmukh, "Structured reward shaping using signal temporal logic specifications," in *Proc. IEEE/RSJ IROS 2019*, pp. 3481–3486, Nov. 2019.
- [15] J. Ikemoto and T. Ushio, "Deep reinforcement learning based networked control with network delays for signal temporal logic specifications," arXiv preprint, *arXiv: 108.01317*, 2021.
- [16] E. Altman, *Constrained Markov Decision Processes*, CRC Press, 1999.
- [17] Y. Liu, A. Halev, and X. Liu, "Policy learning with constraints in model-free reinforcement learning: A survey," in *Proc. of IJCAI 2021*, pp. 4508–4515, Aug. 2021.
- [18] K. C. Kalagarla, R. Jain, and P. Nuzzo, "Model-free reinforcement learning for optimal control of Markov decision processes under signal temporal logic specifications," arXiv Preprint, *arXiv: :2109.13377*, 2021.
- [19] T. Haarnoja, A. Zhou, K. Hartikainen, G. Tucker, S. Ha, J. Tan, V. Kumar, H. Zhu, A. Gupta, P. Abbeel, and S. Levine, "Soft actor-critic algorithms and applications," arXiv preprint, *arXiv:1812.05905*, 2018.
- [20] D. P. Bertsekas, *Constrained Optimization and Lagrange Multiplier Methods*, Academic Press, 2014.
- [21] G. E. Fainekos and G. J. Pappas, "Robustness of temporal logic specifications for continuous-time signals," *Theoretical Computer Science*, vol. 410, no. 42, pp. 4262–4291, Sept. 2009.
- [22] S. Ha, P. Xu, Z. Tan, S. Levine, and J. Tan, "Learning to walk in the real world with minimal human effort," arXiv preprint, *arXiv:2002.08550*, 2020.
- [23] Q. Yang, T. D. Simão, S. H. Tindemans, and M. T. J. Spaan, "WCSAC: Worst-case soft actor critic for safety-constrained reinforcement learning," in *Proc. of AAAI*, vol. 35, no. 12, pp. 10639–10646, May 2021.
- [24] W. Wang, N. Yu, Y. Gao, and J. Shi, "Safe off-policy deep reinforcement learning algorithm for Volt-VAR control in power distribution systems," *IEEE Transactions on Smart Grid*, vol. 11, no. 4, pp. 3008–3018, July 2020.
- [25] D. P. Kingma and M. Welling, "Auto-encoding variational Bayes," arXiv preprint, *arXiv:1312.6114*, 2013.
- [26] S. Fujimoto, H. van Hoof, and D. Meger, "Addressing function approximation error in actor-critic methods," in *Proc. of ICML 2018*, pp. 1587–1596, July 2018.
- [27] D. P. Kingma and J. Ba, "Adam: A method for stochastic optimization," arXiv preprint, *arXiv:1412.6980*, 2014.