

Finite difference and finite element methods for partial differential equations on fractals

Luis F. Contreras H.

Juan Galvis *

Abstract

In this paper, we present numerical procedures to compute solutions of partial differential equations posed on fractals. In particular, we consider the strong form of the equation using standard graph Laplacian matrices and also weak forms of the equation derived using standard length or area measure on a discrete approximation of the fractal set. We then introduce a numerical procedure to normalize the obtained diffusions, that is, a way to compute the renormalization constant needed in the definitions of the actual partial differential equation on the fractal set. A particular case that is studied in detail is the solution of the Dirichlet problem in the Sierpinski triangle. Other examples are also presented including a non-planar Hata tree.

Keywords: fractal diffusion, Laplace on fractal, renormalization constant.

1 Introduction

In recent years we have seen many applications of fractal sets into modeling sciences. Especially to study several processes that can be modeled using fractals and specially self-similar structures. We mention some processes related to diffusion on fractal sets. The modeling of diffusion on fractal sets has several possible applications, including diffusion of substances in biological structures and flow inside fractures in modeling fluid flow in fractured porous media; among other models. See [3].

In this paper we consider fractals defined as self-similar sets with the additional properties of being post-critically finite. These are self-similar sets that can be approximated (in the Hausdorff metric) by a finite union of sets generated by removing finite number of vertex of a graph approximation of the fractal set.

We recall the definition of the Laplace operator, standard model for fractal diffusion. We introduce numerical approximation procedures of the presented model. It is important to stress that our approximation procedure consists of re-normalizing standard approximation methods on two- and three-dimensions such as the finite difference and the finite element method. See for example [9] where a finite element method is designed and analyzed. Note that in [9] the authors assume the renormalization constant is known. In our work we do not need to analytically compute the re-normalization constant since we approximate this constant numerically. We also mention that the finite element formulation implemented here is based on weak forms computed using standard length and area measures restricted to approximations of the fractal sets. In particular, for the case of the Sierpinski triangle approximation by the finite element method can be summarized as follows:

- The computations are carried out on approximations of the fractal (that could be a union of edges or triangles).
- Approximation of the computations of derivatives for which we use classical derivatives of piecewise linear functions in one and two dimensions. We also approximate derivative using standard weight and adjacency graph matrices.
- Approximation of the self-similar measure. Here we test different approximations: 1) The measure induced by length measure restricted to the edges of the triangles of the finite graph that represents the current approximation of the fractal and 2) The measure induce by the area measure restricted to the triangles of the current approximation of the fractal.
- Approximation of the values for rescaling to obtain renormalized operators and guarantee that the obtained solution approximates the solution of the continuous problem.

*lfcontrerash,jcgalvisa@unal.edu.co, Departamento de Matemáticas, Universidad Nacional de Colombia sede Bogotá, Bogotá, Colombia.

The finite element procedure above is then re-normalized with a pre-computation of the renormalization constant in order to obtain the correct approximation of the Laplace operator in the Sierpinski triangle. The computation of the renormalization constant involves comparison of two (not-normalized) solution at consecutive approximations of the fractal set. We call this procedure the renormalized FEM, or rFEM for short. We illustrate numerically the performance of the rMEF for the solution of a Dirichlet problem on the Sierpinski triangle and a realization of the Hata tree. We also present a renormalized Finite Difference (rFD) procedure using the same idea.

2 Examples of self-similar sets

In this section we review some facts related to self-similar sets and constructions and approximation of fractal sets. We follow [1, 2, 3].

A self similar set is obtained by applying a fixed point functional iteration. Let (X, d) be a Hausdorff metric space and denote by $C(X)$ the metric space of all compact subsets of a metric space equipped in the Hausdorff metric. Assume you have contractions $f_i : X \rightarrow X$, $i = 1, 2, 3, \dots, N$ and define $F : C(X) \rightarrow C(X)$ by $F(A) = \bigcup_{1 \leq i \leq N} f_i(A)$ for all $A \in C(X)$. Then F have a unique fixed point K . Also for any $A \in C(X)$, $F^n(A)$ converge to K when $n \rightarrow \infty$ with respect to Hausdorff metric. We then have that there exists a unique non-empty compact $K \subset X$ such that

$$K = f_1(K) \cup f_2(K) \cup \dots \cup f_N(K). \quad (1)$$

The set K is the self-similar associated with $\{f_1, f_2, \dots, f_N\}$ and this is a fractal set. The term self-similar it is given to K because of the fact that K is the union of images of itself by the involved contractions. See [2] and references therein.

In order to obtain particular examples we need only the initial metric and the finite set of contractions. In particular we can consider the following examples of subsets of \mathbb{R}^d , $d = 1, 2, 3$ with the Euclidean distance) together with finite family of contractions. See [1, 2, 3].

- The Kosh curve: Let $a_1 = (0, 0)$ y $a_2 = (1, 0)$ the initial nodes for the construction. This set is denote with $W_0 = [a_1, a_2]^1$. Consider the contractions:

$$f_i(x) = \frac{1}{3}r(\theta)^i \cdot x + \left(\frac{i}{3}, 0\right) \quad \text{where} \quad i = 0, 1, 2, 3.$$

Where $r(\theta)$ is the rotation matrix with angle θ . We define the set $\{W_n : n \in \mathbb{N}_0\} \subseteq \mathbb{R}^2$ inductively by,

$$W_{n+1} = f_0(W_n) \cup f_1(W_n) \cup f_2(W_n) \cup f_3(W_n).$$

We can define $K = \lim_{n \rightarrow \infty} W_n$ with the limit in the Hausdorff metric. The set K is call the Kosh curve. In particular W_n is an approximation of the Kosh curve where discrete differential operators can be constructed in order to approximation differential operators defined on the Kosh curve K .

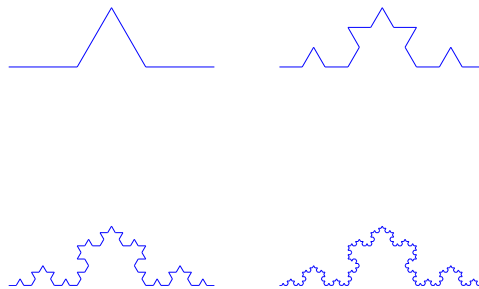


Figure 1: The first four iterations of the construction off the Kosh curve: W_1 (Up right), W_2 (Up left), W_3 (down right), W_4 (down left).

- The Sierpinski triangle: The Sierpinski triangle is one of the most known examples of self-similar, see [4]. It can be consider a benchmark fractal where several questions and problems can be test out. A construction of the

¹For $a, b \in \mathbb{R}^2$, $[a, b]$ denote the line segment from a to b .

triangle goes as follows. Let $a_0 = (0, 0)$, $a_1 = (1, 0)$, $a_2 = (\frac{1}{2}, \frac{\sqrt{3}}{2})$ the vertices of the equilateral triangle $X \subseteq \mathbb{R}^2$. We consider the set X with the Euclidean distance. For each $i = 0, 1, 2$ we define the affine mapping

$$f_i : X \rightarrow X \quad (2)$$

$$x \rightarrow f_i(x) = \frac{1}{2}(x - a_i) + a_i. \quad (3)$$

Let $W_0 = [a_0, a_1] \cup [a_1, a_2] \cup [a_2, a_0]$ and we define $\{W_n : n \in \mathbb{N}_0\}$ by

$$W_{n+1} = f_0(W_n) \cup f_1(W_n) \cup f_2(W_n) \text{ for all } n \in \mathbb{N}_0.$$

As before we see that the Sierpinski triangle is given by $K = \lim_{n \rightarrow \infty} W_n$ (where the limit is taken in the Hausdorff metric) and W_n can be viewed as an approximation of K where differential operators can be computed in order to approximation differential operators defined on K .

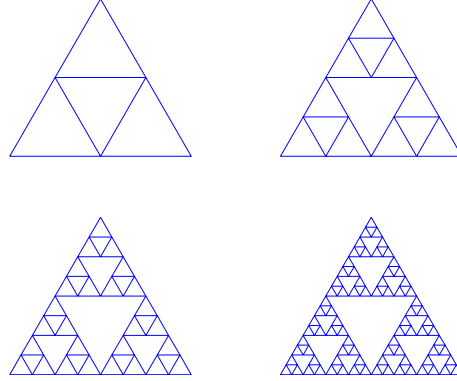


Figure 2: The first four iterations of the Sierpinski triangle: W_1 (up right), W_2 (up left), W_3 (up right), W_4 (up left).

- The Hata tree in the plane: Let $p_1 = (0, 0)$ y $p_2 = (1, 0)$ the vertices of $W_0 = [p_1, p_2]$. Define

$$\begin{aligned} f_0(x) &= \frac{x}{3}, \\ f_1(x) &= \left(\frac{1}{3}, 0\right) + \frac{x}{3} \cdot r(\pi/3), \\ f_2(x) &= \left(\frac{1}{3}, 0\right) + \frac{x}{3}, \\ f_3(x) &= \left(\frac{2}{3}, 0\right) + \frac{x}{3} \cdot r(\pi/3), \\ f_4(x) &= \left(\frac{2}{3}, 0\right) + \frac{x}{3}. \end{aligned}$$

Where $r(\theta)$ denotes the θ -rotation matrix. Define

$$W_{n+1} = \bigcup_{i=0}^4 f_i(W_n) \text{ for all } n.$$

The first few iterations are illustrated en the Figure 3.

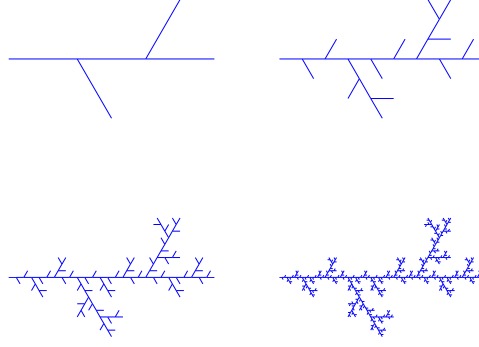


Figure 3: The first four iterations of the Hata tree W_1 (up right), W_2 (up left), W_3 (down right) and W_4 (down left).

- Non-planar Hata tree: Let $p_1 = (0, 0, 0)$ and $p_2 = (0, 0, 1)$ the vertices of the set $W_0 = [p_1, p_2]$. Define,

$$\begin{aligned}
 f_0(x) &= \frac{x}{3}, \\
 f_1(x) &= \left(0, 0, \frac{1}{3}\right) + k_2 \frac{x}{3} + \frac{k_1 \cdot n_1}{2} + \frac{\sqrt{3}}{2} \cdot k_1 \cdot n_2, \\
 f_2(x) &= \left(0, 0, \frac{1}{3}\right) + \frac{x}{3}, \\
 f_3(x) &= \left(0, 0, \frac{2}{3}\right) + k_2 \frac{x}{3} - \frac{1}{2} \cdot k_1 \cdot n_1 + \frac{\sqrt{3}}{2} \cdot k_1 \cdot n_2, \\
 f_4(x) &= \left(0, 0, \frac{2}{3}\right) + k_2 \frac{x}{3} - k_1 \cdot n_1, \\
 f_5(x) &= \left(0, 0, \frac{2}{3}\right) + \frac{x}{3}.
 \end{aligned}$$

Where $k_1 = \frac{1}{3} \sin(\pi/4)$, $k_2 = \frac{1}{3} \cos(\pi/4)$ and $\{n_1, n_2, \frac{x}{|x|}\}$ is an orthonormal set.

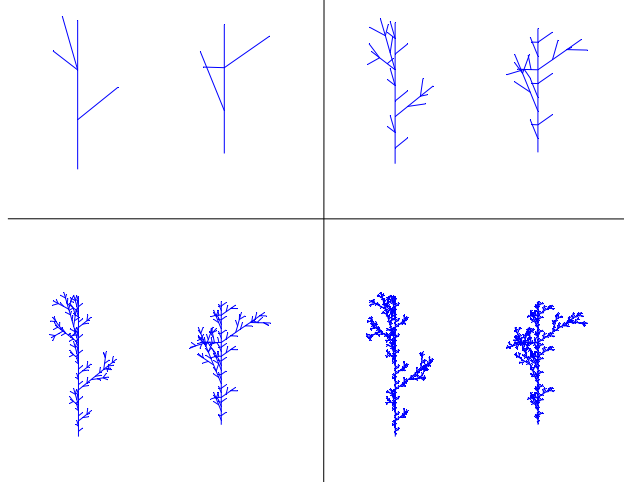


Figure 4: The first four iterations of the Hata tree. See W_1 (Up right), W_2 (Up left), W_3 (Down right) and W_4 (Down Left).

3 Laplacian on a graph

In this section we review the construction of the Laplace operator and the energy on a graph, in particular, we introduce the renormalization constant which is important in order to get a finite limit of the energies associated to a family of graphs that approximates a fractal. See [1, 2, 3].

Let $G(V, E)$ a finite graph, where $V = \{v_1, v_2, \dots, v_n\}$ determines the set of vertices and E the set of edge (without orientation) of V . If $v, w \in V$ and exist a edge between v and w we write $v \sim w \in E$. define the adjacency matrix A_G associate to a graph G of n as the matrix $n \times n$ $A_G = [a_{ij}]_{i,j=1}^n$, where:

$$a_{ij} = \begin{cases} 1 & \text{if } v_i \sim v_j \in E \\ 0 & \text{in other case.} \end{cases}$$

The weight matrix P_G of G is the diagonal matrix of dimension $n \times n$ defined by $P_G = [p_{ij}]_{i,j=1}^n$ with $p_{ij} = 0$ when $i \neq j$ and p_{ii} is the number of adjacent vertices to v_i , $i = 1, \dots, n$. Therefore,

$$p_{ii} = \#\{w : v \sim w \in E\}. \quad (4)$$

The Laplacian matrix associate to $G(V, E)$ is given by:

$$\Delta_G = P_G - A_G.$$

If $u : V \rightarrow \mathbb{R}$ we define the energy of u by

$$\mathcal{E}_G(u, u) = \sum_{x \sim y} (u(x) - u(y))^2.$$

The bilinear form associated to the energy is

$$\mathcal{E}_G(u, v) = \sum_{x \sim y} (u(x) - u(y))(v(x) - v(y)).$$

We denote $\mathcal{E}(u) = \mathcal{E}(u, u)$. If we introduce the vectors $U, V \in \mathbb{R}^n$ given by, then $U = \{u(x)\}_{x \in V}$ y $V = \{v(x)\}_{x \in V}$ then

$$\mathcal{E}_G(u, v) = U^T \Delta_G V \quad \text{and} \quad \mathcal{E}_G(u, u) = U^T \Delta_G U.$$

We observe that matrix Δ_G is the matrix representation of the energy \mathcal{E}_G .

Now we consider the approximations $\{V_n\}_{n=1}^\infty$ to a fractal set K . We denote the energy associated to V_n by

$$\tilde{\mathcal{E}}_n(u, v) = \mathcal{E}_{G_n(V_n, W_n)}. \quad (5)$$

The renormalized energy of level $n = 2, 3, \dots$ can be computed for $u_n : V_n \rightarrow \mathbb{R}$ as

$$\mathcal{E}_n(u_n, u_n) = r^n \tilde{\mathcal{E}}_n(u_n, u_n). \quad (6)$$

Here r_n is a renormalization constant needed in order to obtain a non-increasing sequence of renormalized energies \mathcal{E}_n , $n = 0, 1, \dots$. This is necessary step in order to obtain a well defined energy defined on K that is introduced as a limit of the renormalized energies above.

3.1 The case of the Sierpinski triangle K

For the Sierpinski triangle, see [9], we obtain that the energy for $f : V_\infty \rightarrow \mathbb{R}$, we defined for $n \in \mathbb{N}_0$ the energy form by

$$\mathcal{E}_n(u, u) = \left(\frac{5}{3}\right)^n \sum_{x \sim_n y} (u(x) - u(y))^2.$$

That is, the renormalization constant is $r = (5/3)$. We can compute $\mathcal{E}(u, u) := \lim_n \mathcal{E}_n(u|_{V_n}, u|_{V_n})$. Introduce the renormalized Laplace operators by

$$\Delta_n = 5^n \tilde{\Delta}_n. \quad (7)$$

If we define the measure μ^n on V_n by assigning total measure 1 to V_n and stating the each cell has the same measure (3^{-n}) we see that we have

$$\mathcal{E}_n(u, u) = - \int u \Delta_n u d\mu^n.$$

Using this identity it is defined the Laplace operator in K by

$$- \int u(x) \Delta u(x) \mu(dx) = \mathcal{E}(u, u). \quad (8)$$

Here μ is the standard self-similar measure associated to K that can computed as the limit of the measure μ^n in the sense that

$$\int_K g d\mu = \lim_n \int_{V_n} g d\mu^n$$

where we note that,

$$\int_{V_n} g d\mu^n = 3^{-n} \left(\frac{2}{3} \sum_{x \in V_n \setminus V_0} g(x) + \frac{1}{3} \sum_{x \in V_0} g(x) \right). \quad (9)$$

4 Formulations for the Dirichlet problem

Given $g : V_\infty \rightarrow \mathbb{R}$, we seek for $u : V_\infty \rightarrow \mathbb{R}$ such that

$$\begin{cases} -\Delta u(x) = g(x) & x \in V_\infty \setminus V_0, \\ u(x) = h(x) & x \in V_0, \end{cases} \quad (10)$$

where $\Delta u(x)$ is define in (8). We call this the strong formulation of the Dirichlet problem.

Using the integration by parts formula we have

$$- \int \Delta u \cdot v d\mu = \mathcal{E}(u, v).$$

Therefore, we can write the problem as seeking for u with bounded energy, $u \in H^1$, such that

$$\begin{cases} \mathcal{E}(u, v) = \int g v d\mu & \text{for all } v \in H_0^1 \\ u(x) = g(x) & x \in V_0. \end{cases} \quad (11)$$

Here, $H^1 = \{u : V_\infty \rightarrow \mathbb{R} \mid \mathcal{E}(u, u) < +\infty\}$ y $H_0^1 = \{v \in H^1 \mid v(x) = 0, x \in V_0\}$. We refer to these formulation as the weak form of the Dirichlet problem.

4.1 Finite difference approximation

The approximation of (10) is given by $u^{FD} : V_n \rightarrow \mathbb{R}$ that can be written as $U^{DF} = \{u_n^{DF}(x)\}_{x \in V_n}$ and we partitioned it as follows

$$U^{DF} = \{\{u_n^{DF}(x)\}_{x \in V_0}, \{u_n^{DF}(x)\}_{x \in V_n \setminus V_0}\} = [U_0, U_I].$$

This generates the block structure

$$\Delta_n = \begin{pmatrix} \Delta_{0,0} & \Delta_{0,I} \\ \Delta_{I,0} & \Delta_{I,I} \end{pmatrix}.$$

Them $U_0 = \{g(x)\}_{x \in V_0}$ y U_I solve

$$\Delta_{II} U_I = f_I - D_{I,0} U_0. \quad (12)$$

The main issue with this discrete formulation is that we need to know the renormalization constant. In this case, the renormalization constant can be viewed as a scaling of the forcing term in the linear system. This scaling can be approximated as explained next.

$(n, n+1)$	$\max_x q_{n,n+1}$	$\text{mean}_x q_{n,n+1}$
(3,4)	5	5
(4,5)	5	5
(5,6)	5	5

Table 1: Values of $q_{n,n+1}$ given for (16).

4.2 Computation of the renormalization constant

First we consider the finite difference method renormalization constant. The idea is to use the problem,

$$\begin{cases} -\Delta u(x) = 1 & x \in K, \\ u(x) = 0 & x \in V_0. \end{cases} \quad (13)$$

Denote by q^n and approximation of the renormalization factor that we want to compute. we can approximate (13) by

$$\begin{cases} q^n \tilde{\Delta}_n u_n(x) = 1 & x \in V_n \setminus V_0, \\ u_n(x) = 0 & x \in V_0. \end{cases}$$

We want to compute the value q . Numerically we can compute the solution of the problem, see [7],

$$\begin{cases} \tilde{\Delta} z_n = 1 & x \in V_n \setminus V_0, \\ z_n(x) = 0 & x \in V_0. \end{cases}$$

We should have

$$z_n(x) = q^n u_n(x)$$

for $x \in V_n \setminus V_0$ since both (discrete problems have unique solution). If we go to the next graph approximation of K , that is V_{n+1} , we should also have $z_{n+1} = q^{n+1} u_{n+1}$. Observe that z_n y z_{n+1} can be computed without knowing q . For n large enough we should have,

$$z_n = q^n u_n \quad \text{with} \quad u_n \approx u, \quad (14)$$

$$z_{n+1} = q^{n+1} u_{n+1} \quad \text{with} \quad u_{n+1} \approx u, \quad (15)$$

where u is the exact solution of (13). Therefore we should be able to use the approximation,

$$q \approx q_{n,n+1} := \frac{q^{n+1} u_{n+1}(x)}{q^n u_n(x)} = \frac{z_{n+1}(x)}{z_n(x)}, \quad (16)$$

where $x \in V_n \setminus V_0$. See some numerical illustration in Table 1. Numerically we see hat $\lim_{n \rightarrow \infty} q_{n,n+1} = 5$.

A similar procedure can be implemented for the energy renormalization constants. The weak form of (13) is written as,

$$\begin{cases} r^{-n} \tilde{\mathcal{E}}(u, v) = \int v d\mu_n & \text{for all test } v. \\ u_n(x) = 0 & x \in V_0. \end{cases}$$

Compute the solution of the graph energy problem (without renormalization),

$$\begin{cases} \tilde{\mathcal{E}}(z_n, v) = \int v d\mu_n & \text{for all } v. \\ z_n(x) = 0 & x \in V_0. \end{cases}$$

We can then define the approximation,

$$r = \frac{r^{-n} u_n(x)}{r^{-(n-1)} u_{n+1}(x)} \approx r_{n,n+1} = \frac{z_n(x)}{z_{n+1}(x)}. \quad (17)$$

Here $x \in V_n \setminus V_0$. See a numerical verification in Table 2. In this case we should have $\lim_{n \rightarrow \infty} r_{n,n+1} \approx 1.666... = \frac{5}{3}$.

$(n, n+1)$	$\max_x r_{n,n+1}$	$\text{mean}_x r_{n,n+1}$
(3,4)	1.6667	1.6667
(4,5)	1.6667	1.6667
(5,6)	1.6667	1.6667

Table 2: Values of $r_{n,n+1}$ for (17).

4.3 Renormalized finite elements methods- rFEMs

Now we construct approximations for the weak form, that is, we propose approximations for the computations of renormalized energy bilinear forms by re-scaling standard approximations as introduced in Section 4.2.

We defined $P^n = \{u : u : V_n \rightarrow \mathbb{R}\}$. We then project the weak formulation into the space P^n . In the Galerkin formulation we seek find $u \in P^n$ such that

$$\begin{cases} \mathcal{E}(u, v) = \int g v d\mu \text{ for all } v \in P^n \cap H_0^1. \\ u(x) = g(x), \quad x \in V_0. \end{cases} \quad (18)$$

Both u and v are defined on V_n , then this formulation is equivalent to

$$\begin{cases} \mathcal{E}_n(u, v) = \int g v d\mu \text{ for all } v \in P^n \cap H_0^1. \\ u(x) = g(x), \quad x \in V_0. \end{cases} \quad (19)$$

Note that we can use the energy \mathcal{E}_n rather than the limit \mathcal{E} . We propose several procedures of classical finite element methods on one and two dimensions in order to approximated the renormalized energy. The renormalization constant is then computed by a procedure similar to the one explained in this Section .

4.3.1 Integrals along the edges

Recall that $\mathcal{E}_n(u, v) = - \int \Delta_n u \cdot v d\mu_n^1$ when $u, v : V_n \rightarrow \mathbb{R}$. Introduce the bilinear form,

$$\mathcal{E}_n^{(1)}(u, v) = \sum_{x \sim^n y} \int_x^y u' v' d\nu_n^1 \quad (20)$$

where u' denotes the one dimensional derivative along $[x, y]$ of the linear interpolation of the vertex values $u(x)$ and $u(y)$. The measure ν_n^1 is defined as the length measure along the edges of W_n (rescaled to obtain total length 1). We consider the following discrete problem,

$$\begin{cases} 2\mathcal{E}_n^{(1)}(u, v) = \int g v d\nu_n^1 \text{ for all } v \in P^n \cap H_0^1. \\ u(x) = g(x), \quad x \in V_0. \end{cases} \quad (21)$$

As before we can write $u = u_I + u_G$ where $u_G(x) = g(x)$, $x \in V_0$; $u_G(x) = 0$, en $x \in V_n \setminus V_0$. Analogously $u_I \in P^n$ tal such that $u_I(x) = 0$ for $x \in V_0$. We then have,

$$\mathcal{E}_n^{(1)}(u_I, v) d\nu_n^1 = \int g d\nu_n^1 - \mathcal{E}_n^{(1)}(u_G, v).$$

This is equivalent to the linear system,

$$A_n^{(1)} u = b_n^{(1)}.$$

Let $V_n \setminus V_0 = \{x_1, x_2, \dots, x_p\}$ the set of interior vertices and we have,

$$a_{ij} = \sum_{x \sim^n y} \int_x^y \varphi'_{x_i} \varphi'_{x_j} d\nu_n^1$$

where φ_{x_i} is the linear interpolation of the characteristic functions of $\{x_i\}$ in V_n . We also have

$$b_i = \int g \cdot \varphi_j d\mu_n - \int u'_G \varphi'_j d\nu_n^1.$$

$(n, n+1)$	$\max_x r_{n,n+1}$	$\text{mean}_x r_{n,n+1}$
(4,5)	1.2500	1.2500
(5,6)	1.2500	1.2500
(6,7)	1.2500	1.2500

Table 3: Values of $r_{n,n+1}$ for the Sierpinski triangle using integrals along Edges.

It is easy to see that,

$$\int g \varphi_j d\nu_n^1 = \sum_{a \sim_n b} \int_0^{2^{-n}} (2^n(g(b) - g(a))x - g(a)) \cdot \varphi_j(x) dx$$

Recall that on the left we use the piecewise liner interpolation of the nodal value of g .

The previous formulation have to be renomarlized to

$$\begin{cases} (r^{(1)})^n \mathcal{E}_n^{(1)}(u, v) = \frac{1}{2} \int g v d\nu_n^{(1)} \text{ para todo } v \in P^n \cap H_0^1. \\ u(x) = g(x), \quad x \in V_0. \end{cases} \quad (22)$$

The value 2 on the left comes from the fact that for any n we have $\int f d\mu_n \approx \frac{1}{2} \int f d\nu_n^{(1)}$. The renormalization constant $r^{(1)}$ can be approximated using the procedure described above. Since $f = 1$, and we are work in the set V_n/V_0 , then,

$$b_n^{(1)} = \frac{1}{2^{n-1}} \quad (23)$$

In this case the renormalization constant can also be computed analytically. Integration by parts and the fact that we use piecewise linear interpolation ($u'' = 0$ inside edges) yields

$$\mathcal{E}_n^{(1)}(u, v) = \sum_{x \sim_n y} u'(t)v(t)|_x^y - \int_x^y u''(t)v(t) d\nu_n^1 = \sum_{x \sim_n y} u'(y)v(y) - u'(x)v(x).$$

Having into account that the length of the edges of the n approximation of K is $1/2^n$, we get,

$$\mathcal{E}_n^{(1)}(u, v) = \sum_{x \sim_n y} \frac{u(y) - u(x)}{1/2^n} v(y) - \frac{u(y) - u(x)}{1/2^n} v(x) = 2^n \sum_{x \sim_n y} (u(y) - u(x))(v(y) - v(x)).$$

Therefore,

$$A_n^{(1)} = 2^n \cdot \tilde{\Delta}_n \quad \text{and} \quad \Delta_n = \left(\frac{5}{2}\right)^n A_n^{(1)}.$$

So, since (23), we have

$$\frac{1}{2} \Delta_n = \left(\frac{5}{4}\right)^n$$

The exact value of the renormalization constant for the family $A_n^{(1)}$ is $r^{(1)} = \frac{5}{4}$. In Table 3 we show the results of computing the renormalization constant using the procedure explained in Section 4.2. This a numerical verification that for the case of the Sierpinski triangle the computation agrees with the exact value of the renormalization constant just derived.

4.3.2 Area integrals

Introduce the bilinear form,

$$\mathcal{E}_n^{(2)}(u, v) = \sum_{\tau \in K_n} \int_{\tau} \nabla u \nabla v d\nu_n^{(2)} \quad (24)$$

where ∇u denotes the two-dimensional gradient of the two-dimensional linear interpolation of the nodal value of u in the triangle τ . The measure $\nu_n^{(2)}$ is the area measure restricted to K_n . We formulate the following discrete problem,

$$\begin{cases} \mathcal{E}_n^{(2)}(u, v) = \int g v d\nu_n^{(2)} \text{ para todo } v \in P^n \cap H_0^1. \\ u(x) = g(x), \quad x \in V_0. \end{cases} \quad (25)$$

This time the previous formulation is equivalent to the linear system,

$$A_n^{(2)}u = b_n^{(2)}$$

where

$$a_{i,j} = \int \nabla \varphi_i \nabla \varphi_j d\nu_n^{(2)}$$

and

$$b_i = \int f \varphi_i d\nu_n^{(2)},$$

As before a renormalization is needed that is of the form,

$$\begin{cases} (r^{(2)})^n \mathcal{E}_n^{(2)}(u, v) = \int g v d\nu_n^{(2)} \text{ para todo } v \in P^n \cap H_0^1. \\ u(x) = g(x), \quad x \in V_0. \end{cases} \quad (26)$$

The constant $r^{(2)}$ can also be approximated using the procedure described before.

In order to verify our computation we compute the renormalization constant analytically. This is possible in this case. Recall that,

$$\mathcal{E}_n^{(2)}(f, g) = \sum_{\tau \in K_n} \int_{\tau} \frac{\partial f}{\partial x} \frac{\partial g}{\partial x} + \frac{\partial f}{\partial y} \frac{\partial g}{\partial y} d\nu_n^2$$

We use standard finite element analysis. Introduce the reference basis functions

$$\hat{P}_1(\hat{x}, \hat{y}) = 1 - \hat{x} - \hat{y}, \quad \hat{P}_2(\hat{x}, \hat{y}) = \hat{x}, \quad \hat{P}_3(\hat{x}, \hat{y}) = \hat{y}.$$

defined in the reference triangle $\hat{\tau}$ with vertices $(0, 0)$, $(1, 0)$ y $(0, 1)$. This reference triangle can be mapped into the triangles of K_n by an affine mapping in two dimensions. If we consider the triangle τ of K_n with vertices $\vec{x}_1 = (x_1, y_1)$, $\vec{x}_2 = (x_2, y_2)$ and $\vec{x}_3 = (x_3, y_3)$, this mapping is given by $F_{\tau} : \hat{\tau} \rightarrow \tau$ defined by

$$F(\vec{x}) = V\vec{x} + \vec{x}_1; \quad V = \begin{pmatrix} x_2 - x_1 & y_2 - y_1 \\ x_3 - x_1 & y_3 - y_1 \end{pmatrix}.$$

Define $P_i(\vec{x}) = \hat{P}_i(F^{-1}(\vec{x}))$, $i = 1, 2, 3$. Any linear function on τ is a linear combination of the basis functions P_1, P_2, P_3 , in particular if u is a linear function on τ we have $u(\psi) = u(x)P_1(\psi) + u(y)P_2(\psi) + u(z)P_3(\psi)$. From the definition of P_i is easy to see that

$$V^{-1} = \begin{pmatrix} \frac{\partial P_2}{\partial x} & \frac{\partial P_3}{\partial x} \\ \frac{\partial P_2}{\partial y} & \frac{\partial P_3}{\partial y} \end{pmatrix} = \frac{1}{\det(V)} \begin{pmatrix} y_3 - y_1 & y_1 - y_2 \\ x_1 - x_3 & x_2 - x_1 \end{pmatrix}.$$

Moreover, we also have,

$$\frac{\partial P_1}{\partial x} = -\frac{\partial P_2}{\partial x} - \frac{\partial P_3}{\partial x}, \quad \frac{\partial P_1}{\partial y} = -\frac{\partial P_2}{\partial y} - \frac{\partial P_3}{\partial y}.$$

We also recall that $\det(V) = \frac{\sqrt{3}l^2}{2}$ where $l = 2^{-n}$ is the length of the triangle. We can then compute,

$$\begin{aligned} a_A(P_1, P_1) &= \int_{\tau} \left(\frac{\partial P_1}{\partial x} \right)^2 + \left(\frac{\partial P_1}{\partial y} \right)^2 d\nu^{(2)} \\ &= \frac{4}{3l^4} \int_{\tau} (y_3 - y_2)^2 + (x_3 - x_2)^2 d\nu^{(2)} \\ &= \frac{4}{3l^2} \int_{\tau} 1 d\nu^{(2)} \quad \text{since } (y_3 - y_2)^2 + (x_3 - x_2)^2 = l^2, \\ &= \frac{\sqrt{3}}{3} \end{aligned}$$

$(n, n+1)$	$\max_x r_{n,n+1}$	$\text{mean}_x r_{n,n+1}$
(4,5)	1.2500	1.2500
(5,6)	1.2500	1.2500
(6,7)	1.2500	1.2500

Table 4: Values of $r_{n,n+1}$ for the Sierpinski triangle using area measures.

Analogously we have,

$$\begin{aligned}
a_A(P_1, P_2) &= \int_{\mathcal{T}} \frac{\partial P_1}{\partial x} \frac{\partial P_2}{\partial x} + \frac{\partial P_1}{\partial y} \frac{\partial P_2}{\partial y} d\nu^{(2)} \\
&= \frac{4}{3l^4} \int_{\mathcal{T}} -l^2 + \langle (x_2 - x_1, y_2 - y_1), (x_3 - x_1, y_3 - y_1) \rangle d\nu^{(2)} \\
&= \frac{4}{3l^2} \int_{\mathcal{T}} l^2 (1 - \cos(60^\circ)) d\nu^{(2)} = -\frac{\sqrt{3}}{6}.
\end{aligned}$$

Having into account that each interior node belongs only to two-triangles and that two distinct nodes share an edge in at most one triangle, we conclude that the assembled global matrix is given by

$$A_n^2 = [a_{ij}] = \begin{cases} \frac{\sqrt{3}}{6} & \text{if } i = j. \\ -\frac{\sqrt{3}}{6} & \text{if } i \neq j, \end{cases} \quad (27)$$

where i and j corresponds to the index of interior nodes. We see that,

$$A_n^{(2)} = [a_{ij}] = \frac{\sqrt{3}}{6} \cdot \begin{cases} p_{ii} & \text{if } i = j. \\ -1 & \text{if } i \sim_n j. \end{cases}, \quad \text{and then} \quad A_n^{(2)} = \frac{\sqrt{3}}{6} \cdot \tilde{\Delta}_n. \quad (28)$$

Recall that $\tilde{\Delta}_n$ was defined as the graph laplacian of the n approximation of the Sierpinski triangle.

In the case of having $g = 1$ as the right hand side of the equation, we see that for interior nodes in the set V_n/V_0 we have a discrete right hand side give by

$$b_n^{(2)} = \frac{\sqrt{3}}{6} \left(\frac{1}{2^{2n}} \right) \quad (29)$$

From (28) and (23) we then have that the exact value of the renormalization constant is the same as the one for the construction based on length measures. This verifies the numerical computations obtained in Table 4.

4.4 Illustrations of the numerical methods

In this section we show the numerical solution of the Laplace equation posed in some fractals sets. In particular we consider the Sierpinski triangle, the Kosh curve and two Hata trees. As we discussed before we can approximate the solution by

- Renormalized Finite Difference (rFD):
 - Pre-proccesing: We solve a model problem with given Dirichlet condition and $g(x) = 1$ as the forcing term in several graph approximations of the fractal set in order to compute an approximation of the renormalization constant.
 - Online step: we solve for the actual forcing term with the renormalized graph laplacian using the approximation of the renormalization constant computed in the pre-processing step.
- Renormalized Finite Element Method with line integrals (rFEM1D):
 - Pre-proccesing: approximation of the renormalization constant as before.
 - Online step: solution with actual right hand side
- Renormalized Finite Element Method with area integrals (rFEM2D):
 - Pre-proccesing: approximation of the renormalization constant as before.
 - Online step: solution with actual right hand side

4.4.1 The Sierpinski triangle

For problems posed on the Sierpinski triangle recall that $V_0 = \{a_0, a_1, a_2\}$. We want to approximate the solution of

$$\begin{cases} -\Delta u(x, y) = f(x, y) \\ u(a_0) = 1, \quad u(a_1) = 0, \quad u(a_2) = 0. \end{cases}$$

In Figure 5 we illustrate some results.

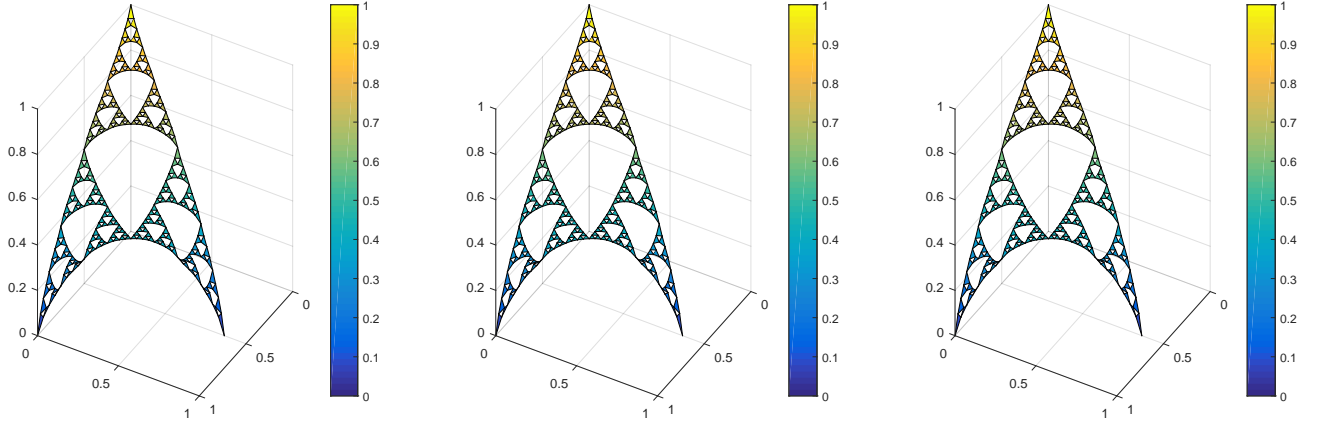


Figure 5: Approximated solution with rFD (left), rFEM1D (center) and rFEM2D (right). Here $f(x, y) = \sin(x + y)$, $u(a_0) = 1$, $u(a_1) = u(a_2) = 0$ and we consider V_5 the fifth level approximation of the Sierpinski triangle.

4.4.2 The Kosh curve

For problems posed on the Kosh curve recall that $V_0 = \{(0, 0), (1, 0)\}$. We want to approximate the solution of

$$\begin{cases} -\Delta u(x, y) = g(x, y) \\ u(a_0) = 1, \quad u(a_1) = 0. \end{cases}$$

We use the method that introduced in section 4.3.1, if we associate the Laplacian with the energy defined by integrations over the edges, we have

$$\begin{cases} (r^{(1)})^n \mathcal{E}_n^{(1)}(u, v) = \int g v d\mu_n \text{ for all } v \in P^n \cap H_0^1. \\ u(x) = g(x), \quad x \in V_0, \end{cases} \quad (30)$$

where μ_n is the length measure restricted to edges and $r^{(1)} = \frac{16}{9}$ was computed in Table (6) using the procedure described in Section 4.2.

$(n, n + 1)$	$\max_x r_{n,n+1}$	$\text{mean}_x r_{n,n+1}$
(3,4)	1.7778	1.7778
(4,5)	1.7778	1.7778
(5,6)	1.7778	1.7778

Table 5: Values of $r_{n,n+1}$ that the Kosh curve.

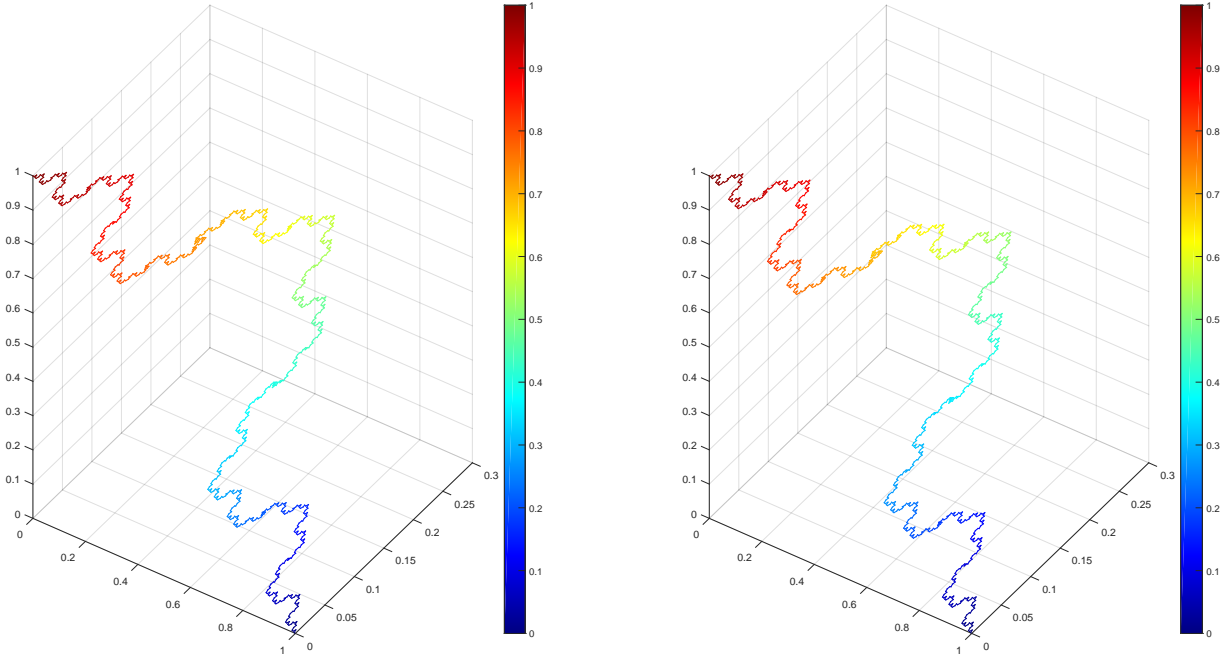


Figure 6: Approximated solution with rFD (left) and rFEM1D (right). Here $f(x, y) = \sin(x + y)$, $u(a_0) = 1$, $u(a_1) = 0$ and we consider V_5 the fifth level approximation of the Kosh curve.

$(n, n+1)$	$\max_x r_{n,n+1}$	$\text{mean}_x r_{n,n+1}$
(3,4)	1.6667	1.6667
(4,5)	1.6667	1.6667
(5,6)	1.6667	1.6667

Table 6: Values of $r_{n,n+1}$ for the Hata tree.

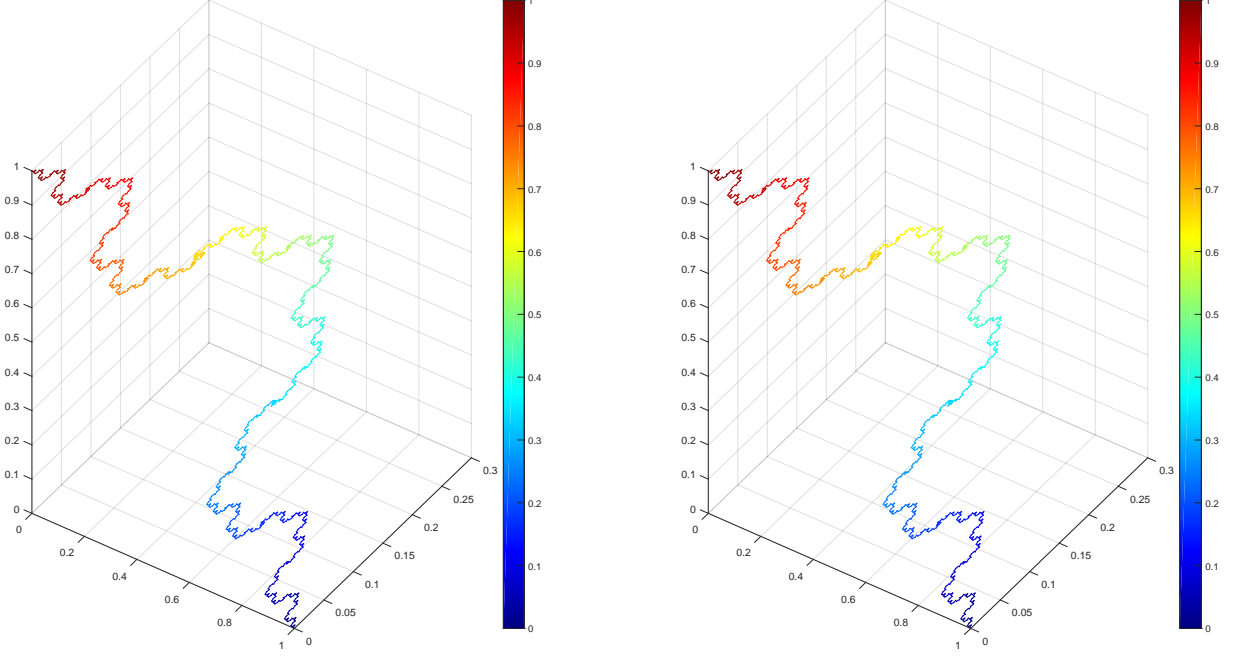


Figure 7: Approximated solution with rFD (left) and rFEM1D (right). Here $g(x, y) = 0$, $u(a_0) = 1$, $u(a_1) = 0$ and we consider V_3 the third level approximation of the Kosh curve.

4.4.3 The Hata tree

The method for find the solution of the following equation is same that estudies before, where $V_0 = \{(0, 0), (1, 0)\}$.

$$\begin{cases} -\Delta u(x, y) = f(x, y) \\ u(a_0) = 1, \quad u(a_1) = 0 \end{cases}$$

if we associate the Laplacian with the energy on the edge, we have

$$\begin{cases} (r^{(1)})^n \mathcal{E}_n^{(1)}(u, v) = \int g v d\mu_n \text{ for all } v \in P^n \cap H_0^1. \\ u(x) = g(x), \quad x \in V_0. \end{cases} \quad (31)$$

where μ_n is the self similar measure that the Kosh curve and the renormalization constant is given for $r^{(1)} = \frac{5}{3}$, see table (6).

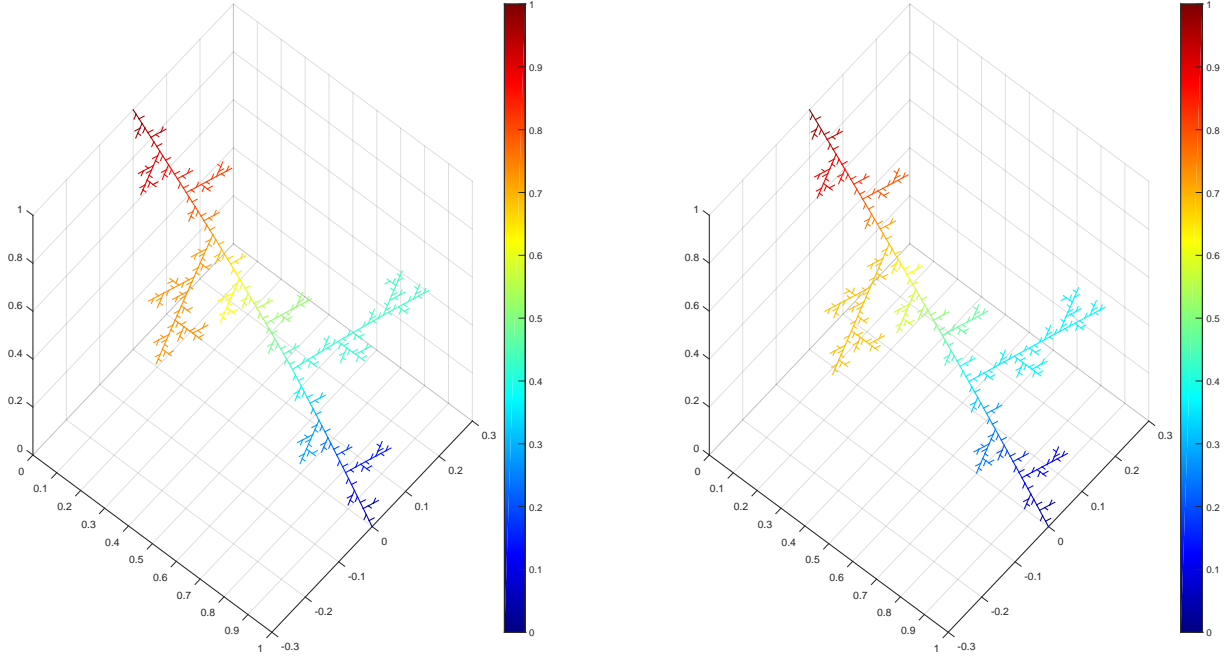


Figure 8: Approximated solution with rFD (left) and rFEM1D (right). Here $g(x, y) = \sin(x + y)$, $u(a_0) = 1$, $u(a_1) = 0$ and we consider V_3 the third level approximation of the Hata tree.

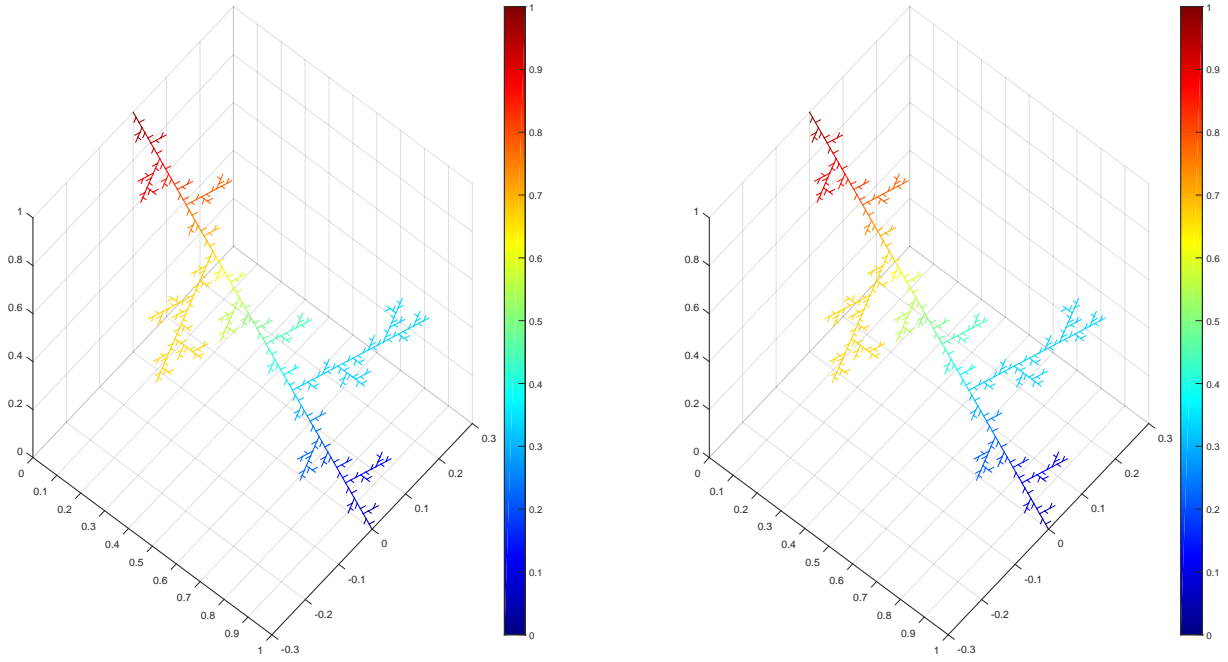


Figure 9: Approximated solution with rFD (left) and rFEM1D (right). Here $g(x, y) = 0$, $u(a_0) = 1$, $u(a_1) = 0$ and we consider V_3 the third level approximation of the Hata tree.

4.4.4 Hata tree in the space

For this fractal we use only rFD method (4.1), In Figure 10 we present a computed solution.

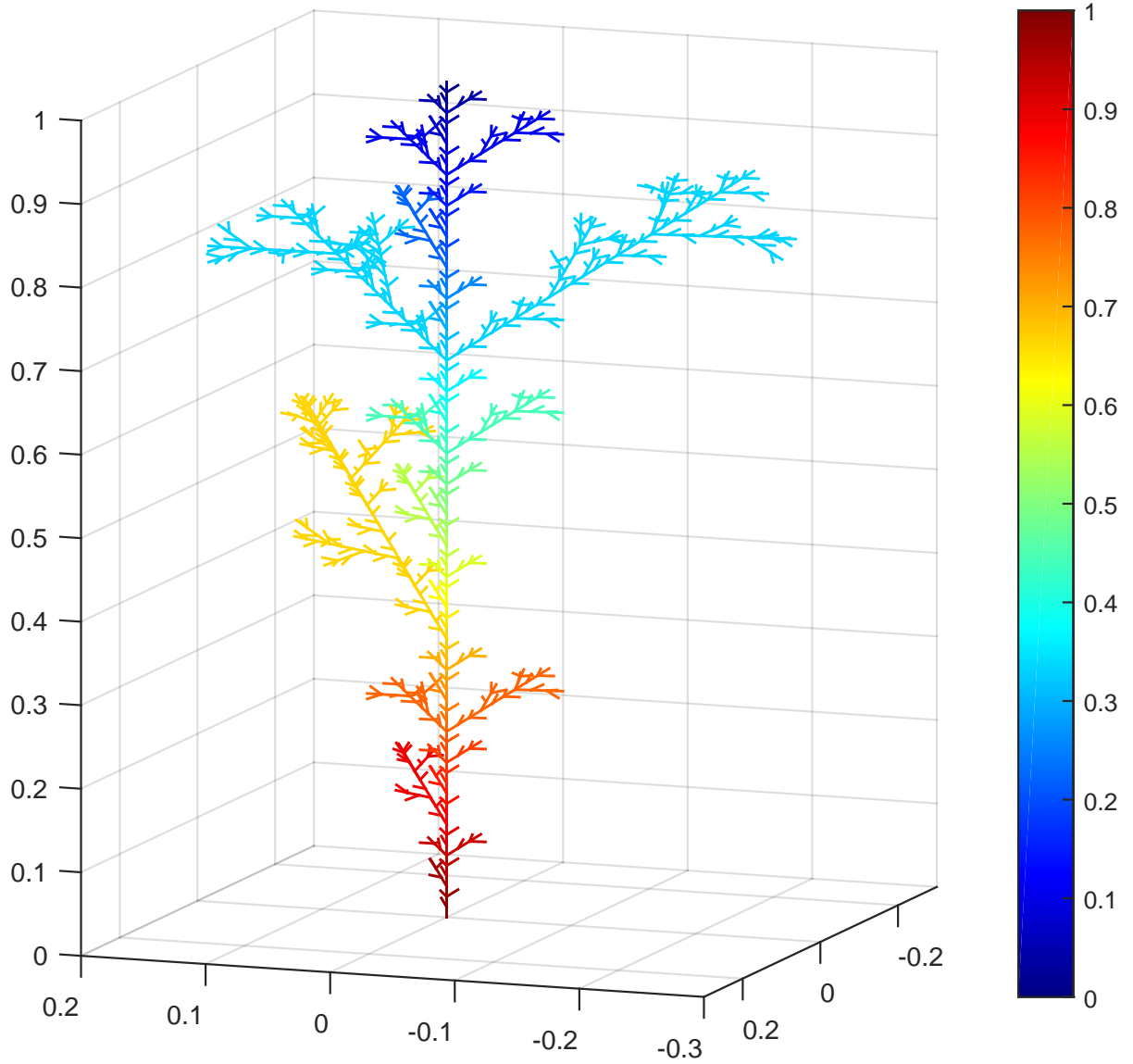


Figure 10: Approximated solution with rFD. Here $g(x, y) = 0$, $u(a_0) = 1$, $u(a_1) = 0$ and we consider V_3 the third level approximation of the Hata tree in the space.

5 Conclusions

In this paper we designed a numerical procedure to approximate solutions of diffusion problems on self-similar fractal sets. We start with a discrete approximation of the fractal and of the derivatives in standard non-renormalized formulations. We can then pre-compute the renormalization constant needed to approximate the actual differential operators on the fractal set. In particular we present examples with the Sierpinski triangle using standard graph weights and adjacency matrices (Finite Difference method) or using weak forms with length or area measures (Finite Element method). In the Finite Element method with length measure the derivatives in the weak forms are classical derivatives along the edges with integration with respect to the length measure. In the finite element method with area measure we use partial derivatives with integration in two dimensions on triangles of the approximation of the Sierpinski triangle. We also present some additional illustration with the Kosh curve and the Hata tree.

It is also important to mention that the implementation of finite elements is simple and does not have big changes

with respect to the finite element method for differential equations in open domains. Also, the re-normalization constant does not need to be known a priori. We can use finite element codes that work on triangulations in general and only the “triangulation” or graph that approximates the fractal must be used as input for these codes. The renormalization constant can be precomputed as proposed in this paper. We observe that diffusion processes on these fractals sets can be approximated by classical diffusion processes (involving classical derivatives) on fractal approximations where these must be re-scaled by the scale parameter that can be precomputed. This idea and the related numerical analysis will be explored in future works by the authors.

Acknowledgements

The authors thank to Professor Milton Jara for introducing us to the topic of diffusion on fractals.

References

- [1] Jara Milton. 2013. *Análise em fractais*, coloquio Brasileiro de matemáticas, Instituto Nacional de Matemática Pura e Aplicada (Impa), Brasil.
- [2] Kigami Jun. 2001. *Analysis on fractal*, Volumen 143. Cambridge University.
- [3] Strichartz Robert. 2006. *Differential equations on fractal, a tutorial*, Priceton university.
- [4] Jane C. 2006. *Reaction and Diffusion on the Sierpinski gasket*, Tesis de doctorado en Filosofía, Universidad de Manchester, Inglaterra.
- [5] Yves Achdou. 2006. Christophe Sabot, Nicoletta Tchou, *Diffusion and propagation problem in some ramified domains with a fractal boundary*.
- [6] P. Bagnerini, A. Buffa, E. Vacca. 2006. *Finite elements for prefactal transmission problem*.
- [7] Stig Larsson. 2009. *Partial differential equations with numerical methods*.
- [8] Antonio-Mihail Nuica. 2010. *Renormalization of generalized “abc” gaskets*.
- [9] Gibbon M., Raj A., Strichartz R. 2001. *The finite element method on the Sierpinski gasket*, Constructive approximation, Springer-Verlag New York.