

# TerViT: An Efficient Ternary Vision Transformer

Sheng Xu<sup>1</sup>, Yanjing Li<sup>1</sup>, Teli Ma<sup>2</sup>, Bohan Zeng<sup>1</sup>, Baochang Zhang<sup>1</sup>, Peng Gao<sup>2</sup>, Jinhu Lü<sup>1</sup>

<sup>1</sup>Beihang University

<sup>2</sup>Shanghai Artificial Intelligence Laboratory

## Abstract

Vision transformers (ViTs) have demonstrated great potential in various visual tasks, but suffer from expensive computational and memory cost problems when deployed on resource-constrained devices. In this paper, we introduce a ternary vision transformer (TerViT) to ternarize the weights in ViTs, which are challenged by the large loss surface gap between real-valued and ternary parameters. To address the issue, we introduce a progressive training scheme by first training 8-bit transformers and then TerViT, and achieve a better optimization than conventional methods. Furthermore, we introduce channel-wise ternarization, by partitioning each matrix to different channels, each of which is with a unique distribution and ternarization interval. We apply our methods to popular DeiT and Swin backbones, and extensive results show that we can achieve competitive performance. For example, TerViT can quantize Swin-S to 13.1MB model size while achieving above 79% Top-1 accuracy on ImageNet dataset.

## 1 Introduction

Inspired by the success in Natural Language Processing (NLP) tasks, transformer-based models have shown great power in various Computer Vision (CV) tasks, such as image classification [Dosovitskiy *et al.*, 2021] and object detection [Carion *et al.*, 2020]. Pre-trained with large-scale data, these models usually have tremendous number of parameters. For example, there are 632M parameters taking up 2528MB memory usage and 162G FLOPs in the ViT-H model, which is both memory and computation expensive during inference. This limits these models for the deployment on resource-limited platforms. Therefore, compressed transformers are urgently needed for real applications.

Substantial efforts have been made to compress and accelerate neural networks for efficient online inference. Methods include compact network design [Howard *et al.*, 2017], network pruning [He *et al.*, 2018], low-rank decomposition [Denil *et al.*, 2013], quantization [Qin *et al.*, 2020], and knowledge distillation [Romero *et al.*, 2015]. Quantization is particularly suitable for deployment on AI chips because it reduces

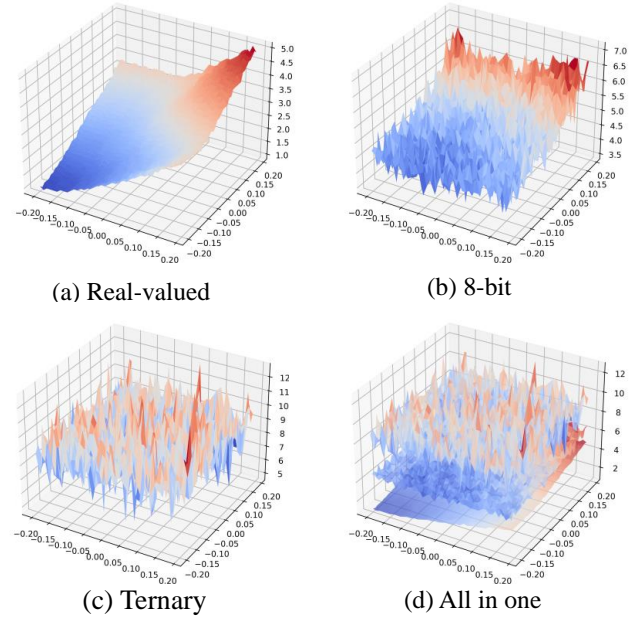


Figure 1: The actual optimization landscape from (a) real-valued, (b) 8-bit, and (c) ternary DeiT-S backbone. (d) shows the gap among the three surfaces by stacking them together.

the bit-width of network parameters and activations for efficient inference. Prior post-training quantization (PTQ) methods [Liu *et al.*, 2021c] on ViTs directly compute quantized parameters based on pre-trained full-precision models, which constrains model performance to a sub-optimized level without fine-tuning. Furthermore, quantizing these models based on PTQ methods to ultra-low bits (*e.g.*, 1 or 2 bits) is inefficient and suffer from significant performance reduction.

Differently, quantization-aware training (QAT) [Liu *et al.*, 2020] methods perform quantization during back propagation and achieve much lower performance drop and generally higher compression rate. QAT is shown to be effective for CNN models [Liu *et al.*, 2018] for CV tasks. However, QAT methods remain unexplored for ternary quantization of vision transformers, due to the global information extracting mechanism and densely connected structure.

In this paper, we following the visualizing method in [Li *et*

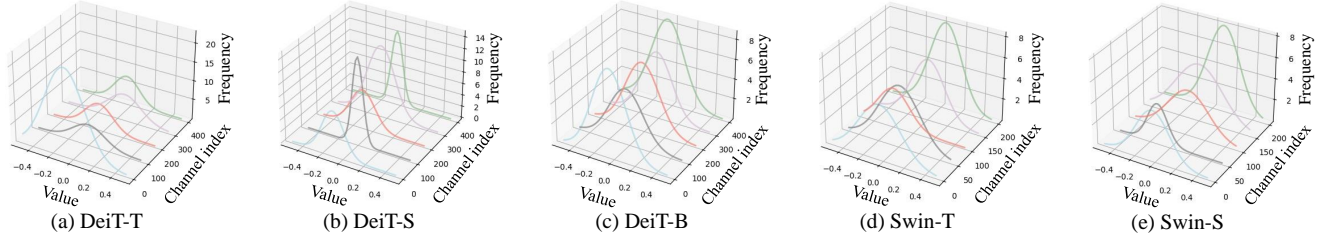


Figure 2: Channel-wise weight distribution of the first MHSA layer of (a) DeiT-T, (b) DeiT-S, (c) DeiT-B, (d) Swin-T, and (e) Swin-S. We select the 1-st, 100-th, 200-th, 300-th and 400-th channels to visualize. It is obviously shown that the channel-wise distribution variance varies to a large extent, which motivates us to introduce channel-wise ternarization.

*al.*, 2018], and observe that the commonly used QAT methods [Shen *et al.*, 2020; Zhang *et al.*, 2020] are, such as fine-tuning ternary vision transformers from real-valued weights, ineffective for vision transformers. In Fig. 1(a), the real-valued model has the lowest overall training loss, whose loss landscape is flat and robust to the perturbation. For the 8-bit model (Fig. 1(b)), despite the surface tilts up with larger perturbations, it looks locally convex and this may explain why the ViT model can be 8-bit quantized without any fine-tuning and severe accuracy drop [Liu *et al.*, 2021c]. However, the loss landscape of the ternary model (Fig. 1(c)) is more complex with numerous local minimas. By stacking three landscapes together (Fig. 1(d)), the loss surface of the ternary model stands on the top with a large margin against the other two. The steep curvature of loss surface reflects a higher sensitivity to binarization, which can attribute to the training difficulty. However, this phenomena inspires us that the 8-bit model can be utilized to bridge the optimization gap between the real-valued model and the ternary model.

Based on the above analysis, we introduce an efficient Ternary Vision Transformer (TerViT), aiming at improving the loss landscape of TerViTs for a better optimization. We progressively take the 8-bit model as a proxy to bridge the gap between the ternary and real-valued models. Specifically, ternary weights converts the latent full-precision weights into a proxy 8-bit model to initialize the training of TerViT. Moreover, we introduce channel-wise ternarization, considering that the different distribution range of real-valued weights from channel to channel. In a summary, we address the following issues and our contributions are as

- We introduce a ternary vision transformer for the quantization of vision transformer for the first time. We provide a deep investigation into our progressive training method by introducing multiple metrics to analyze the convergence of the optimization.
- We introduce a channel-wise quantization scheme, which can improve the quantization stability without increasing the model complexity.
- Experiment results show that our method achieves the state-of-the-art quantized vision transformer. For example, on the Swin-S backbone, we achieve  $15.25\times$  compression ratio in terms of model size,  $4\times$  smaller activation size, within 4% accuracy loss.

## 2 Methodology

This section describes our TerViT in details. We first overview vision transformers and then describe our quantization framework, including channel-wise weight ternarization and 8-bit activation quantization. We elaborate the 'dead weight' problem and visualize the two-dimensional loss landscapes to analyze how our progressive training helps conquer the zero-gradient local minima.

### 2.1 Preliminary

A standard transformer block includes two main modules: Self Attention (SA) module and Multi-Layer Perceptron (MLP) module. For a specific transformer layer, supposed its input is denoted as  $f_{in} \in \mathbb{R}^{n \times d}$ , the corresponding query, key, and value are calculated as

$$f_Q = f_{in}W_Q, \quad f_K = f_{in}W_K, \quad f_V = f_{in}W_V, \quad (1)$$

where  $W_Q, W_K, W_V$  denote matrixes to generate queries, keys and values respectively. Then, the attention scores computed by the dot product of queries and keys can be formulated as

$$\mathbf{A} = \text{softmax}\left(\frac{f_Q f_K^T}{\sqrt{d}}\right). \quad (2)$$

Finally, we calculate the weighted sum of attention weights  $\mathbf{A}$  and  $f_V$ , thus obtaining integrated features as

$$f_{out} = \mathbf{A} f_V \cdot W_O, \quad (3)$$

where  $W_O$  denotes the projection matrix. The MLP module contains two linear layers parameterized by  $W_1 \in \mathbb{R}^{d \times (\mathcal{E}d)}$ ,  $b_1 \in \mathbb{R}^{\mathcal{E}d}$  and  $W_2 \in \mathbb{R}^{(\mathcal{E}d) \times d}$ ,  $b_2 \in \mathbb{R}^d$  respectively, where  $\mathcal{E}$  is the expand ratio of MLP layers. Denote the input to MLP as  $f_{in} \in \mathbb{R}^{n \times d}$ , the output is then computed as

$$f_{out} = \text{GeLU}(f_{in}W_1 + b_1)W_2 + b_2. \quad (4)$$

The most computational costs of vision transformer lie in the large matrix multiplication in SA and MLP module. Following the mainstream quantization methods for CNNs [Rastegari *et al.*, 2016], we quantize all the weights and inputs involved in matrix multiplication. For weight, we ternarize the weights  $W_Q, W_K, W_V, W_O, W_1, W_2$  in Equ. 1 and 4 for all transformer layers. Besides these weights, we also quantize the inputs of all linear layers and matrix multiplication operations into 8-bit. Following the methods in [Zhang *et al.*, 2020], we do not quantize the softmax operation and layer normalization, because the parameters contained in these operations are negligible and quantizing them may bring significant accuracy degradation.

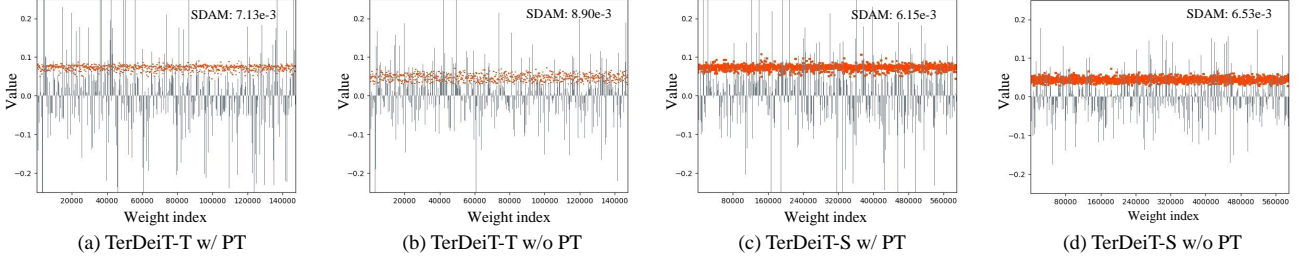


Figure 3: The latent weight value distribution in the first ternary fully-connected layer of MLP after training one epoch. For clarity, we use red hyphens to mark the Channel-wise Absolute Mean (CAM) of real-valued weights in each channel. Compared to simple fine-tuning, our progressive training (PT) boosts the ternary ViTs to much lower CAM value and higher Standard Deviation (SDAM), which indicates that the model can be trained better with PT than those who are directly fine-tuned with real-valued model.

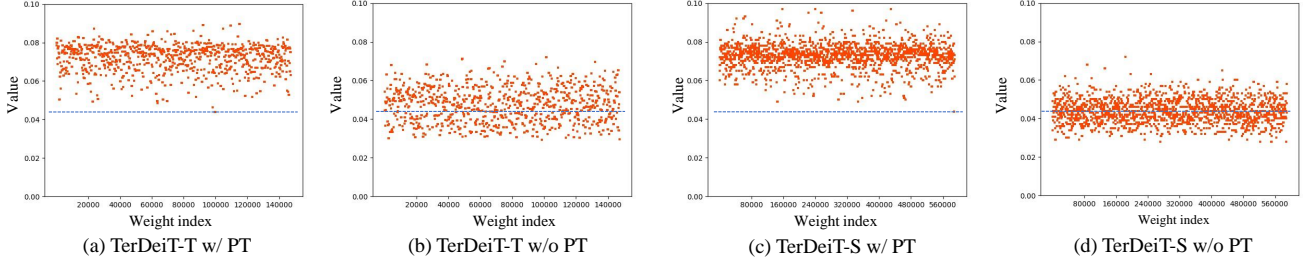


Figure 4: The update value distribution of weights in the first ternary fully-connected layer of MLP after trained with one epoch. For clarity, we omit the original update value distribution and use red hyphens to mark the CAM of the weights' update values in each channel. The grey dotted line denotes the minimum CAM value of weights in the TerViT with PT. In this layer, 36.7% (DeiT-T) and 53.7% (DeiT-S) of the channels with real-valued pre-trained have a lower CAM than the minimum CAM with PT.

## 2.2 Quantization for Vision Transformers

In this section, we address key issues in quantization for ViTs, including a channel-wise weight ternarization together with a comprehensive investigation into weights distribution range, and also the activation quantization method in details.

**Channel-wise weight ternarization.** Following the Eqs. 1 ~ 4, the input feature map has  $n$  patches and each patch has  $d$ -dim embedding channels. In the multi-head self-attention (MHSA) module, each self-attention head has 3 weight matrices, *i.e.*,  $W_Q, W_K, W_V \in \mathbb{R}^{\frac{d}{N_h} \times d}$ , where  $N_h$  is the number of attention heads. In the MHSA module, the computation process is rewritten as

$$\mathbf{A}^i = \text{softmax}\left(\frac{f_{in} W_Q^i W_K^{iT} f_{in}^T}{\sqrt{d}}\right), \quad (5)$$

and

$$f_{out} = \text{concatenate}\{\mathbf{A}^1 W_V^1, \dots, \mathbf{A}^{N_h} W_V^{N_h}\} \cdot W_O. \quad (6)$$

Directly quantizing each 3 matrices in MHSA as an entirety with the same quantization range can significantly degrade the accuracy, since there are  $3 \times n \times d$  parameters in total, and the weights corresponding to each channel may lie in different range of real-valued numbers.

As shown in Fig. 2, the distribution range of real-valued weights in a MHSA module vary from channel to channel with non negligible differences. Thus, in previous work [Li

*et al.*, 2016], the layer-wise ternarization quantizes all parameters in a single layer with the same threshold  $\Delta_W$  dismissing the channel-wise feature representation ability of ViTs, leading to performance degradation. Based on the discussion and observation mentioned above, we introduce a channel-wise ternarization as

$$\mathbf{T}^W = \alpha \circ \text{Ternarize}(W), \quad (7)$$

where  $\circ$  denotes the channel-wise multiplication.  $\alpha$  is the channel-wise scale factor defined by the channel-wise absolute mean (CAM) as

$$\alpha^j = \frac{1}{n} \sum_{k=1}^n |W^{k,j}|, \quad (8)$$

and the ternarization function  $\text{Ternarize}(\cdot)$  in Equ. 7 is further defined as

$$\text{Ternarize}(W^j) = \begin{cases} -1 & W^j < -\Delta_{W^j} \\ 0 & -\Delta_{W^j} \leq W^j < \Delta_{W^j} \\ +1 & W^j \geq \Delta_{W^j} \end{cases} \quad (9)$$

where the real-valued weights are ternarized with a threshold  $\Delta_{W^j} = 0.7 \frac{\|W^j\|_1}{n}$  corresponding to the distribution range of real-valued parameters.

**Activation quantization.** To make the most expensive matrix multiplication operation faster, following the prior works



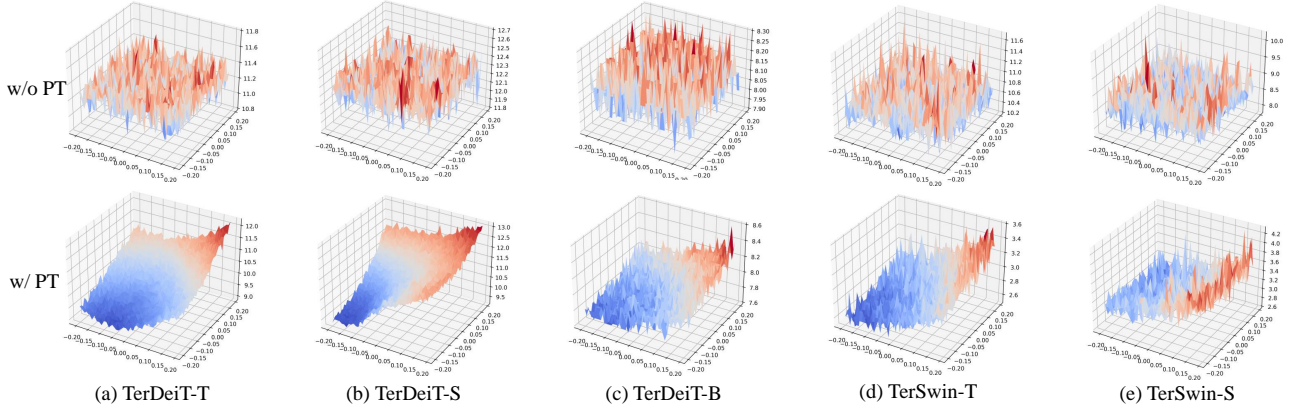


Figure 5: Comparison of the loss landscapes of all models we employed between w/o PT and w/ PT. The situation w/o PT conquers more zero gradient local minima.

of NLP task [Shen *et al.*, 2020], we also quantize activations, *i.e.*, inputs of all linear layers ( $f_{in}$ ) and matrix multiplication ( $f_Q$ ,  $f_K$ ,  $f_V$  and  $\mathbf{A}$ ) to 8 bits. There are two kinds of commonly used 8-bit quantization methods: symmetric and min-max 8-bit quantization. The quantized values of the symmetric 8-bit quantization distribute symmetrically in both sides of 0, while those of min-max 8-bit quantization distribute uniformly in a range determined by the minimum and maximum values. Specifically, for one element  $x$  in the activation  $f$ , denote  $x_{max} = \max(f)$  and  $x_{min} = \min(f)$ , the min-max 8-bit quantization function is

$$Q^f = \text{round}\left(\frac{f - x_{min}}{s}\right) \times s + x_{min}, \quad (10)$$

where  $s = \frac{x_{max} - x_{min}}{255}$  is the quantization scale.

### 2.3 Progressive Training

In this section, we illustrate the phenomenons and statistics to show the benefit of our proposed progressive training (PT) on vision transformers.

**Reducing dead weights.** ‘Dead weights’ is the phenomenon that the weights in some channels are not optimized to learn meaningful representations, which are intuitively described as ‘dead’. In these channels, the gradient will always stay small [Xu *et al.*, 2021; Liu *et al.*, 2021b], which causes insufficient training. Note that the weights refer to the real-valued latent weights, *i.e.*,  $W_Q$ ,  $W_K$ ,  $W_V$ ,  $W_O$ ,  $W_1$ , and  $W_2$ . The magnitude of these real-valued weights are regarded as ‘inertial’ [Helwegen *et al.*, 2019], indicating how likely the corresponding ternary weights are going to change the value.

An universal measurement of the ‘dead weights’ is the Channel-wise Absolute Mean (CAM), which captures the average amplitude of real-valued weights within a kernel. The value of CAM is the same channel-wise scale factor as defined in Sec. 3.2. As shown in Fig. 3, we observe that the CAM of latent weights in the same networks without PT are small in their values compared with the one with PT. Another quantitative result is shown in Fig. 4, the DeiT-T and DeiT-S without PT generates 36.7% and 53.7% CAM lower than the lowest CAM of the counterparts with PT, respectively. Thus, there exists unbalanced weight fine-tuning when the model is trained without PT.

To further measure the distribution of the trained latent real-valued weight magnitude, the Standard Deviation of the Absolute Mean (SDAM) of the real-valued weight magnitude on each output channel is also calculated in Fig. 3. It is evident that the SDAM of fine-tuning with PT is lower than that of fine-tuning without PT, revealing much fewer ‘dead weights’ when fine-tuning the model with PT.

**Optimization.** For a better illustration, we plot a two-dimensional loss surface of the networks with two training methods which are distinguished by whether PT method is employed, following [Li *et al.*, 2018]. As shown in the top line in Fig. 5, directly ternarizing real-valued pretrained models is challenging, for the cluttered and non-convex loss landscape. To facilitate the optimization of TerViT, our PT method first quantized the pre-trained real-valued models to 8-bit for reducing the performance gap between full-precision weights and low-precision counterparts. After training 8-bit models for specific epochs, the parameters can be smoothly transferred to 2-bit without tremendous performance drop and loss increase and achieve more stable quantized process. According to the bottom line in Fig. 5, our PT method can optimize the ternary models to obtain better results and be more robust with loss landscape closer to convex function, compared to baseline training methods.

## 3 Experiments

In this section, we evaluate the performance of the proposed TerViT model for image classification task using popular DeiT [Touvron *et al.*, 2021] and Swin [Liu *et al.*, 2021a] backbones. To the best of our knowledge, there is no published work done on quantization-aware training of vision transformer at this point, so we implement the baseline TWN [Li *et al.*, 2016] methods for CNNs as described in the papers by ourselves. It is shown that the proposed method outperforms the conventional TWN method and even achieves comparable performance with significant compression ratio as the post-training quantization methods on some models. Moreover, extensive experiments of ablation study have shown that the proposed progressive training and channel-wise quantization method are beneficial for the ternary vision transformer.

Table 1: Evaluation of the setups of progressive training (PT). ‘From scratch’ denotes directly training ternary networks from scratch for 300 epochs. ‘From Real-valued’ denotes training ternary networks from real-valued pre-trained models for 300 epochs, *i.e.*, without PT. ‘(a, b)’ denotes the step size of 8-bit pre-training and ternary fine-tuning, respectively.

Model	From scratch	From real-valued	Setup			
			(50,250)	(100,200)	(150,150)	(200,100)
TerDeiT-T	59.3	65.0	<b>66.6</b>	66.1	65.3	64.6
TerDeiT-S	66.9	72.1	<b>74.2</b>	73.7	72.9	71.2

Table 2: The effects of different components in TerViT using DeiT-T backbone on the final accuracy. We select TWN as the baseline method. ‘PT’ denotes the progressive training. The first and last layer are quantized to 8-bit.

Method	Top-1 Accuracy
Real-valued	72.2
TWN (layer-wise)	64.4
TWN + channel-wise	65.0
TWN + PT	65.8
TWN + channel-wise + PT (TerViT)	<b>66.6</b>

### 3.1 Datasets and Implementation Details

**Datasets.** The experiments are carried out on the ILSVRC12 ImageNet classification dataset [Krizhevsky *et al.*, 2012], which is more challenging than small datasets such as CIFAR [Krizhevsky *et al.*, 2009] and MNIST [Netzer *et al.*, 2011]. The ImageNet dataset is more challenging due to its large scale and greater diversity. There are 1000 classes and 1.2 million training images, and 50k validation images in it. In our experiments, we use the classic data augmentation method described in [Touvron *et al.*, 2021].

**Experimental settings.** Given a well-trained real-valued ViT model, we first fine-tune it with 8-bit quantization on both weights and activations for 50 epochs. Then, we convert the 8-bit weight quantization to ternarization by 250 epochs. Thus, the PT method fine-tunes the models for total 300 epochs. For fair comparison, we directly fine-tune the counterparts without PT 300 epochs to validate effectiveness of our PT. The original TWN [Li *et al.*, 2016] method is employed to validate the effectiveness of our channel-wise quantization. We quantize the first layer (patch embedding) and last layer (classification head) to 8 bits. The training hyperparameters is selected following [Touvron *et al.*, 2021]. The AdamW optimizer is employed.

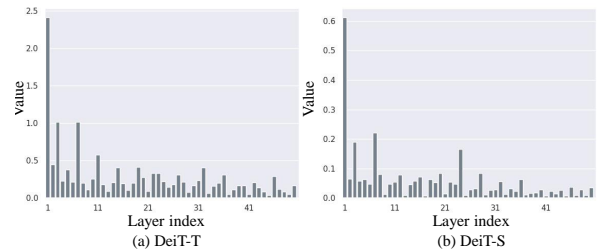
**Baseline.** We evaluate our quantization method on two popular vision transformer implementation: DeiT [Touvron *et al.*, 2021] and Swin [Liu *et al.*, 2021a]. The DeiT-T, DeiT-S, DeiT-B, Swin-T and Swin-S are adopted as the baseline model, whose Top-1 accuracy on ImageNet dataset are 72.2%, 79.9%, 81.8%, 81.2%, and 83.2% respectively. For a fair comparison, we utilize the official implementation of DeiT and Swin, without using other techniques like knowledge distillation.

### 3.2 Ablation Study

**Selecting progressive training setups.** Progressive training (PT) is the main contribution of our paper, we evaluate

Table 3: Quantitative results of different bit-width of the patch embedding and head layer for TerDeiT-T model. We vary the bit-width of the two layers from 32-bit (real-valued) to 2-bit (ternary). The relevant model size and Top-1 accuracy are reported for comparison.

Model	Patch Embedding	Head	Model size (MB)	Top-1 Accuracy
TerDeiT-T	32-bit	32-bit	2.7	66.9
	8-bit	32-bit	2.2	66.7
	32-bit	8-bit	2.1	66.7
	<b>8-bit</b>	<b>8-bit</b>	<b>1.6</b>	<b>66.6</b>
	2-bit	2-bit	1.4	44.2



the different setup of PT, *i.e.*, the length of the 8-bit pre-training and ternary network fine-tuning. As shown in the first 3 columns of Tab. 1, fine-tune from pre-trained model boosts the performance by about 5% ~ 6% Top-1 accuracy. As shown in the last columns, the best performance occurs when we first fine-tune the 8-bit model for 50 epochs and then train the ternary model for 250 epochs.

**Evaluating the components.** In this part, we evaluate every critical part of TerViT to show how we compose the novel and effective TerViT. We first introduce our baseline network, *i.e.*, TWN [Li *et al.*, 2016], achieving 64.4% Top-1 accuracy. As shown in Tab. 2, the introduction of channel-wise ternarization and PT improves the accuracy by 0.6% and 1.4% respectively over the baseline network, as shown in the second section of Tab. 2. By adding all the channel-wise ternarization and PT, our TerViT achieves 2.2% higher accuracy than the baseline, notably narrowing the gap between ternary DeiT-T and the real-valued counterpart.

**Quantizing the first and last layer.** Prior low-bit works in CNN [Liu *et al.*, 2020] always save the first convolution layer and last fully-connected layer as real-valued due to the sensitivity. However, these real-valued layers counts a large proportion of the total model size. In our TerViT, we analyze the sensitivity of the first convolution layer (patch embedding layer) and last fully-connected layer (classification head) following [Dong *et al.*, 2019]. As shown in the Fig. ??, the Hessian matrix eigenvalue of the patch embedding layer is obviously larger than the other layers, which indicates that the patch embedding layer is more sensitive than other layers. The classification head directly influences the output of network, thus we save it to 8-bit.

We also conduct controlled experiments on the first and last layers using TerDeiT-T. In Tab. 3, the 8-bit quantized first and last layers barely bring additional performance drop (only 0.3%↓) than real-valued (32-bit), offering a better performance-efficiency trade-off. When we set these two layers as 2-bit, the performance drops dramatically. Hence, we

Table 4: Quantization results on ImageNet dataset. We abbreviate quantization bits used for weights as ‘W-bits’ and activations as ‘A-bits’. In particular, we first compare with the 8-bit approaches. Then we compare ours with the 2-bit baseline TWN. Our method achieves acceptable testing performance drop with significantly high compression ratio. Also note that we use 8-bit for the first and last layers.

Model	Method	W-bit	A-bit	Model size (MB)	Compression Ratio	Top-1 Accuracy
DeiT-T	Real-valued	32	32	22.7	-	72.2
	MinMax	8	8	5.7	$3.98\times$	67.9
	Percentile	8	8	5.7	$3.98\times$	69.5
	TWN	2	8	1.6	$13.35\times$	64.4
	TerViT	2	8	1.6	$13.35\times$	66.6(-5.6)
DeiT-S	Real-valued	32	32	88.2	-	79.9
	Percentile	8	8	22.2	$3.97\times$	74.0
	VT-PTQ	8	8	22.2	$3.97\times$	77.5
	TWN	2	8	6.0	$14.70\times$	70.2
	TerViT	2	8	6.0	$14.70\times$	74.2(-5.7)
DeiT-B	Real-valued	32	32	346.2	-	81.9
	Percentile	8	8	90.6	$3.82\times$	77.5
	VT-PTQ	8	8	90.6	$3.82\times$	81.3
	TWN	2	8	22.7	$15.25\times$	72.9
	TerViT	2	8	22.7	$15.25\times$	76.1(-5.8)
Swin-T	Real-valued	32	32	114.2	-	81.4
	Percentile	8	8	28.5	$3.99\times$	78.8
	OMSE	8	8	28.5	$3.99\times$	79.3
	TWN	2	8	7.7	$14.83\times$	73.7
	TerViT	2	8	7.7	$14.83\times$	77.5(-3.9)
Swin-S	Real-valued	32	32	199.8	-	83.2
	Percentile	8	8	49.9	$3.99\times$	79.2
	OMSE	8	8	49.9	$3.99\times$	79.6
	TWN	2	8	13.1	$15.25\times$	76.1
	TerViT	2	8	13.1	$15.25\times$	79.5(-3.7)

set these two layers to 8-bit for the extended experiments.

### 3.3 Main Results

The experimental results are shown in Tab. 4. We compare our method with 2-bit baseline TWN [Li *et al.*, 2016] on the same framework for the task of image classification on the ImageNet dataset. We also report the classification performance of the 8-bit quantized networks percentile [Li *et al.*, 2019], OMSE [Choukroun *et al.*, 2019], and VT-PTQ [Liu *et al.*, 2021c].

We firstly evaluate the proposed method on DeiT-T, DeiT-S and DeiT-B model. For DeiT-T backbone, compared with 8-bit percentile-based method, our TerDeiT-T achieves a much larger compression ratio than 8-bit percentile. However, the performance gap is rather small (66.6% vs. 69.5%). And it is worth noting that the proposed 2-bit model significantly compresses the DeiT-T by  $13.35\times$ . The proposed method boosts the performance of TWN by 2.2% with the same architecture and bit-width, which is significant on the ImageNet dataset. For larger DeiT-S, as shown in Tab. 4, the performance of the proposed method outperforms the TWN method by 4.0% $\uparrow$ , a large margin. Compared with 8-bit methods, our method achieves significantly higher compression rate, and the performance gap is rather small. For DeiT-B, as shown in Tab. 4, the Top-1 accuracy of TWN is 72.9%. And the proposed scheme improves the performance of the ternary model by 3.2% $\uparrow$ , up to 76.1%. It is worth mentioning that the TerDeiT-B out performs real-valued DeiT-T backbone by 3.9% with the same model size, which also proves the significance of our method.

Also, our method generates convincing results on Swin-transformers. As shown in Tab. 4, the performance of the proposed method outperforms the TWN method by 3.8% $\uparrow$  and 3.4% $\uparrow$ , a large margin. Compared with 8-bit methods, our method achieves significantly higher compression rate, and comparable performance. Note that our method achieves a small performance gap within 4% compared with the real-valued counterpart using Swin transformers, which demonstrates the significance of our TerViT.

## 4 Conclusion

In this paper, we introduce ternary vision transformers to improve the quantized ViTs with higher compression ratio and competitive performance. The presented TerViT introduces channel-wise ternarization and progressive training method. Notably, we also provide comprehensive and in-depth investigation in quantizing ViTs. As a result, the performance gap between TerViTs and real-valued counterparts can be significantly reduced. Extensive experiments validate the superiority of TerViT in image classification task compared with multiple mainstream backbones. Future work will focus on binarizing and more effective training methods on quantized vision transformers.

## References

[Carion *et al.*, 2020] Nicolas Carion, Francisco Massa, Gabriel Synnaeve, Nicolas Usunier, Alexander Kirillov, and Sergey Zagoruyko. End-to-end object detection with transformers. In *Proc. of ECCV*, 2020.

- [Choukroun *et al.*, 2019] Yoni Choukroun, Eli Kravchik, Fan Yang, and Pavel Kisilev. Low-bit quantization of neural networks for efficient inference. In *Proc. of ICCV Workshops*, 2019.
- [Denil *et al.*, 2013] Misha Denil, Babak Shakibi, Laurent Dinh, Marc’ Aurelio Ranzato, and Nando De Freitas. Predicting parameters in deep learning. In *Proc. of NIPS*, 2013.
- [Dong *et al.*, 2019] Zhen Dong, Zhewei Yao, Amir Gholami, Michael W Mahoney, and Kurt Keutzer. Hawq: Hessian aware quantization of neural networks with mixed-precision. In *Proc. of ICCV*, 2019.
- [Dosovitskiy *et al.*, 2021] Alexey Dosovitskiy, Lucas Beyer, Alexander Kolesnikov, Dirk Weissenborn, Xiaohua Zhai, and Thomas Unterthiner *et al.* An image is worth 16x16 words: Transformers for image recognition at scale. In *Proc. of ICLR*, 2021.
- [He *et al.*, 2018] Yang He, Guoliang Kang, Xuanyi Dong, Yanwei Fu, and Yi Yang. Soft filter pruning for accelerating deep convolutional neural networks. In *Proc. of IJCAI*, 2018.
- [Helwegen *et al.*, 2019] Koen Helwegen, James Widdicombe, Lukas Geiger, Zechun Liu, Kwang-Ting Cheng, and Roeland Nusselder. Latent weights do not exist: Rethinking binarized neural network optimization. In *Proc. of NIPS*, 2019.
- [Howard *et al.*, 2017] Andrew G. Howard, Menglong Zhu, Bo Chen, Dmitry Kalenichenko, Weijun Wang, Tobias Weyand, Marco Andreetto, and Hartwig Adam. Mobilenets: Efficient convolutional neural networks for mobile vision applications. *arXiv:1704.04861*, 2017.
- [Krizhevsky *et al.*, 2009] Alex Krizhevsky, Geoffrey Hinton, *et al.* Learning multiple layers of features from tiny images. Technical report, Citeseer, 2009.
- [Krizhevsky *et al.*, 2012] Alex Krizhevsky, Ilya Sutskever, and Geoffrey E Hinton. Imagenet classification with deep convolutional neural networks. In *Proc. of NIPS*, 2012.
- [Li *et al.*, 2016] Fengfu Li, Bo Zhang, and Bin Liu. Ternary weight networks. In *Proc. of NIPS Workshop*, 2016.
- [Li *et al.*, 2018] Hao Li, Zheng Xu, Gavin Taylor, Christoph Studer, and Tom Goldstein. Visualizing the loss landscape of neural nets. In *Proc. of NIPS*, 2018.
- [Li *et al.*, 2019] Rundong Li, Yan Wang, Feng Liang, Hongwei Qin, Junjie Yan, and Rui Fan. Fully quantized network for object detection. In *Proc. of CVPR*, 2019.
- [Liu *et al.*, 2018] Zechun Liu, Baoyuan Wu, Wenhan Luo, Xin Yang, Wei Liu, and Kwang-Ting Cheng. Bi-real net: Enhancing the performance of 1-bit cnns with improved representational capability and advanced training algorithm. In *Proc. of ECCV*, 2018.
- [Liu *et al.*, 2020] Zechun Liu, Zhiqiang Shen, Marios Savvides, and Kwang-Ting Cheng. Reactnet: Towards precise binary neural network with generalized activation functions. In *Proc. of ECCV*, 2020.
- [Liu *et al.*, 2021a] Ze Liu, Yutong Lin, Yue Cao, Han Hu, Yixuan Wei, Zheng Zhang, Stephen Lin, and Baining Guo. Swin transformer: Hierarchical vision transformer using shifted windows. In *Proc. of ICCV*, 2021.
- [Liu *et al.*, 2021b] Zechun Liu, Zhiqiang Shen, Shichao Li, Koen Helwegen, Dong Huang, and Kwang-Ting Cheng. How do adam and training strategies help bnns optimization? In *Proc. of ICML*, 2021.
- [Liu *et al.*, 2021c] Zhenhua Liu, Yunhe Wang, Kai Han, Wei Zhang, Siwei Ma, and Wen Gao. Post-training quantization for vision transformer. In *Proc. of NIPS*, 2021.
- [Netzer *et al.*, 2011] Yuval Netzer, Tao Wang, Adam Coates, Alessandro Bissacco, Bo Wu, and Andrew Y Ng. Reading digits in natural images with unsupervised feature learning. In *Proc. of NIPS Workshop*, 2011.
- [Qin *et al.*, 2020] Haotong Qin, Ruihao Gong, Xianglong Liu, Mingzhu Shen, Ziran Wei, Fengwei Yu, and Jingkuan Song. Forward and backward information retention for accurate binary neural networks. In *Proc. of CVPR*, 2020.
- [Rastegari *et al.*, 2016] Mohammad Rastegari, Vicente Ordonez, Joseph Redmon, and Ali Farhadi. Xnor-net: Imagenet classification using binary convolutional neural networks. In *Proc. of ECCV*, 2016.
- [Romero *et al.*, 2015] Adriana Romero, Nicolas Ballas, Samira Ebrahimi Kahou, Antoine Chassang, Carlo Gatta, and Yoshua Bengio. Fitnets: Hints for thin deep nets. In *Proc. of ICLR*, 2015.
- [Shen *et al.*, 2020] Sheng Shen, Zhen Dong, Jiayu Ye, Linjian Ma, Zhewei Yao, Amir Gholami, Michael W Mahoney, and Kurt Keutzer. Q-bert: Hessian based ultra low precision quantization of bert. In *Proc. of AAAI*, 2020.
- [Touvron *et al.*, 2021] Hugo Touvron, Matthieu Cord, Matthijs Douze, Francisco Massa, Alexandre Sablayrolles, and Hervé Jégou. Training data-efficient image transformers & distillation through attention. In *Proc. of ICML*, 2021.
- [Xu *et al.*, 2021] Zihan Xu, Mingbao Lin, Jianzhuang Liu, Jie Chen, Ling Shao, Yue Gao, Yonghong Tian, and Rongrong Ji. Recu: Reviving the dead weights in binary neural networks. In *Proc. of ICCV*, 2021.
- [Zhang *et al.*, 2020] Wei Zhang, Lu Hou, Yichun Yin, Lifeng Shang, Xiao Chen, Xin Jiang, and Qun Liu. Ternarybert: Distillation-aware ultra-low bit bert. In *Proc. of EMNLP*, 2020.