

Resolving conceptual issues in Modern Coexistence Theory

Evan C. Johnson^{1,2,*} and Alan Hastings¹

¹*Department of Environmental Science and Policy; University of California Davis;
Davis, California 95616 USA*

²*Center for Population Biology; University of California Davis; Davis, California
95616 USA*

** Corresponding author: Evan Johnson, evcjohnson@ucdavis.edu*

January 21, 2022

arXiv:2201.07926v1 [q-bio.PE] 20 Jan 2022

Abstract

In this paper, we discuss the conceptual underpinnings of Modern Coexistence Theory (MCT), a quantitative framework for understanding ecological coexistence. In order to use MCT to infer how species are coexisting, one must relate a complex model (which simulates coexistence in the real world) to simple models in which previously proposed explanations for coexistence have been codified. This can be accomplished in three steps: 1) relating the construct of coexistence to invasion growth rates, 2) mathematically partitioning the invasion growth rates into coexistence mechanisms (i.e., classes of explanations for coexistence), and 3) relating coexistence mechanisms to simple explanations for coexistence. Previous research has primarily focused on step 2. Here, we discuss the other crucial steps and their implications for inferring the mechanisms of coexistence in real communities.

Our discussion of step 3 — relating coexistence mechanisms to simple explanations for coexistence — serves a heuristic guide for hypothesizing about the causes of coexistence in new models; but also addresses misconceptions about coexistence mechanisms. For example, the storage effect has little to do with bet-hedging or "storage" via a robust life-history stage; relative nonlinearity is more likely to promote coexistence than originally thought; and fitness-density covariance is an amalgam of a large number of previously proposed explanations for coexistence (e.g., the competition–colonization trade-off, heteromyopia, spatially-varying resource supply ratios). Additionally, we review a number of topics in MCT, including the role of "scaling factors"; whether coexistence mechanisms are approximations; whether the magnitude or sign of invasion growth rates matters more; whether Hutchinson solved the paradox of the plankton; the scale-dependence of coexistence mechanisms; and much more.

Keywords: modern coexistence theory, environmental variation, spatiotemporal, stabilizing mechanisms, invasion growth rate, storage effect, relative nonlinearity, fitness-density covariance, coexistence mechanisms, scale-dependence

Contents

1	Introduction	4
2	The relationship between coexistence and invasion growth rates	7
2.1	Overview	7
2.2	Invasion growth rates	7
2.3	Inferring coexistence from invasion growth rates: The mutual invasibility criterion . . .	8
2.4	Alternative coexistence criteria	11
2.5	What is coexistence?	12
3	Spatiotemporal coexistence mechanisms	13
4	Interpreting coexistence mechanisms	18
4.1	ΔE_i : Density-independent effects	20
4.2	$\Delta \rho_i$: Linear density-dependent effects	20
4.3	ΔN_i : Relative nonlinearity	22
4.4	ΔI_i : The storage effect	25
4.5	$\Delta \kappa_i$: Fitness-density covariance	28
5	Other topics in Modern Coexistence Theory	31
5.1	How do coexistence mechanisms correspond to explanation for coexistence	31
5.2	Scaling factors	31
5.3	Exact coexistence mechanisms	32
5.4	The mutual invasibility criterion doesn't work	33
5.5	Measuring the invasion growth rate in models with finite populations	33
5.6	The probability of invasion increases monotonically with the invasion growth rate	34
5.7	Does the magnitude of invasion growth rates matter, or just the sign?	35

5.8	Does the magnitude of coexistence mechanisms matter?	35
5.9	Community-average coexistence mechanisms	36
5.10	Other measures of persistence/coexistence	36
5.11	Variation is both stabilizing and destabilizing	37
5.12	Autocorrelation is both stabilizing and destabilizing: the paradox of the plankton revisited	38
5.13	Problems with empirical applications of MCT	39
5.14	Equalizing vs stabilizing mechanisms: two species theory	40
5.15	Equalizing vs stabilizing mechanisms: multi-species theory	42
5.16	Other theories/frameworks for understanding coexistence	43
5.17	The scale-dependence of coexistence mechanisms	44
6	Conclusions	44
7	Acknowledgements	45
8	Appendixes	45
8.1	The spatial storage effect vs. fitness-density covariance	45
8.2	Spatial variation in resource supply promotes coexistence	47
9	References	49

1 Introduction

The competitive exclusion principle (Volterra, 1926, Lotka, 1932, Gause, 1934; Levin, 1970) states that no more than L species can coexist by partitioning L resources. Taking the competitive exclusion principle to heart, G.E. Hutchinson published "The paradox of the plankton" (1961), which asked how dozens of phytoplankton could coexist in a single lake, despite there being only a handful of limiting nutrients. The well-mixed, homogeneous nature of the epilimnion (the top-most thermal stratum of a lake, where most phytoplankton reside) meant that the paradox of the plankton could not be resolved with appeals to spatial variation, which had long been thought (e.g., Grinnell, 1904) to permit coexistence. Instead, resolutions to the paradox featured temporal variation. Note that throughout this paper, we use 'variation' and 'fluctuations' interchangeably.

One resolution to the paradox of the plankton is *relative nonlinearity*, an explanation for coexistence in which species specialize on resource variance (Levins, 1979; Tilman, 1982) rather than mean resource levels. The requisite temporal variation can be generated exogenously — for instance, via lake turnover or seasonal run-off (Wetzel, 2001, p. 220-223) — or endogenously, via resource-consumer dynamics (Armstrong and McGehee, 1976, 1980). Another resolution to the paradox is *the storage effect*, an explanation for coexistence in which species specialize on different aspects of a variable environment (Chesson and Warner, 1981). In the jargon of community ecology, both relative nonlinearity and the storage effect are known as *fluctuation-dependent coexistence mechanisms*.

Relative nonlinearity can theoretically support a number of species that grows quadratically with the number of discrete resources (Chesson, 1994, p. 253), and the storage effect can theoretically support an arbitrary number of species (Chesson, 1994, p. 259). Therefore, fluctuation-dependent coexistence mechanisms resolved the paradox of the plankton, but imposed additional problems. Ecology has explained how species can coexist, but how do species actually coexist? If there are no theoretical limits to biodiversity, why are the number of coexisting species that which we observe? Answering these questions will require a quantitative framework that is capable of measuring the relative importance of different explanations for coexistence.

Community ecologists have put forward many explanations for coexistence, the most prominent of which are specialized natural enemies (Nicholson, 1937; Holt, 1977; Holt et al., 1994; Holt and Lawton, 1994), a trade-off between competition and colonization (Levins and Culver, 1971; Sousa, 1979; Hastings, 1980; Tilman, 1994), the Janzen-Connell Hypothesis (Janzen, 1970; Connell, 1971; Stump and Chesson, 2015); the partitioning of resources across space (MacArthur, 1958; Hutchinson, 1961; Tilman, 1982; Holt, 1984); opportunist-gleaner tradeoffs (Fredrickson and Stephanopoulos, 1981); seasonal variation in resource supply (Stewart and Levin, 1973; Grover, 1997) or endogenously cyclical resource-consumer dynamics (Armstrong and McGehee, 1976; 1980), temporal partitioning of the environment (Loreau, 1989; Loreau, 1992; Klausmeier, 2010), the storage effect (Chesson and Warner, 1981, Chesson, 2003), and neutral theory (cite: Caswell, 1976; Hubbell, 2001, Kalyuzhny et al., 2015). Each explanation, having emerged from simple models (e.g., Levins and Culver, 1971), experiments (e.g., Paine, 1966), or curious patterns in field data (e.g., Janzen, 1970), are certainly *partial explanations*. Real ecological communities are complex, and many of the above phenomena may be operating at once. Spectacularly, each of these partial explanations can be grouped into natural categories called *coexistence mechanisms* and assigned a measure of relative importance. *Modern Coexistence Theory* (MCT) is the framework that makes this possible.

MCT has been widely successful. It has been the basis of important conceptual and theoretical advances (e.g., Chesson and Huntly, 1997; Stump and Chesson, 2015; Snyder and Chesson, 2003; Chesson and Kuang, 2008; Chesson and Kuang, 2010; Schreiber, 2021b), and several attempts to infer the mechanisms of coexistence in real communities (Cáceres, 1997; Venable et al., 1993; Pake and Venable, 1995; Pake and Venable, 1996; Adler et al., 2006; Sears and Chesson, 2007; Descamps-Julien and Gonzalez, 2005; Facelli et al., 2005; Angert et al., 2009; Adler et al., 2010; Usinowicz et al., 2012; Chesson et al., 2012; Chu and Adler, 2015; Usinowicz et al., 2017; Ignace et al., 2018; Hallett et al., 2019; Armitage and Jones, 2019; Armitage and Jones, 2020; Zepeda and Martorell, 2019; Zepeda and Martorell, 2019; Towers et al., 2020; Holt and Chesson, 2014; Ellner et al., 2016) or laboratory microcosms (Jiang and Morin, 2007; Letten et al., 2018). Additionally, MCT unifies seemingly dissimilar explanations for coexistence through categorization into coexistence mechanisms,

thus organizing a scattered literature and highlighting similarities, such as the symmetrical role (with regards to coexistence) of resource specialization and specialist predators (Chesson and Kuang, 2008).

The main innovation of MCT is the partitioning of invasion growth rates into coexistence mechanisms. However, we perceive of MCT as a broad edifice (Fig. 1) that relates real coexistence (i.e., coexistence in real ecological communities) to simple yet incomplete explanations for coexistence (i.e., simple models in which coexistence has been demonstrated). The edifice is composed of three kinds of relationships, each corresponding to a level of arrows in Figure 1: 1) the relationship between coexistence and invasion growth rates (Section 2), 2) the relationships between the invasion growth rate and coexistence mechanisms (Section 3), and 3) the relationship between coexistence mechanisms and simple explanations for coexistence (Section 4).

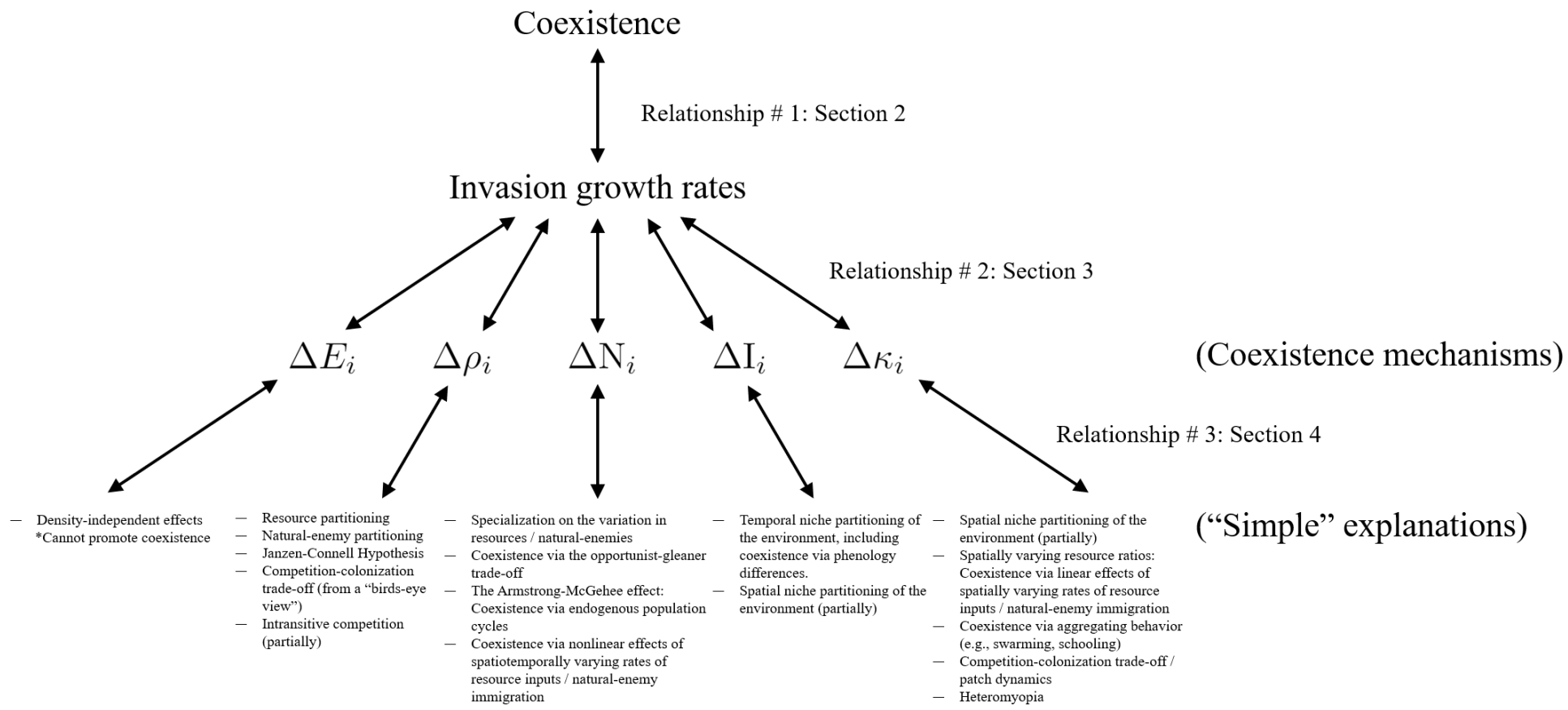


Figure 1: The goal of Spatiotemporal Modern Coexistence Theory: connecting *actual coexistence* to *simple explanations for coexistence*

2 The relationship between coexistence and invasion growth rates

2.1 Overview

The focal object of MCT is the invasion growth rate, the long-term per capita growth rate of a rare species ("the invader") where the remaining species ("the residents") have attained their limiting dynamics. But how do invasion growth rates relate to coexistence? Here is the basic idea:

For a species to persist, it must be able to increase when it becomes rare; some degree of rarity is inevitable, as environmental fluctuations will eventually draw populations away from their typical abundances. If all species in a community can recover from rarity, then all species can be said to coexist with one another. An invasion growth rate measures the tendency of a rare species to increase, so following intuition, one might claim that coexistence occurs if each species in a community has a positive invasion growth rate in the sub-community of $S - 1$ resident species (where S is the total number of species). This is known the *mutual invasibility criterion for coexistence* (Turelli, 1978; Chesson, 2000; Chesson and Ellner, 1989; Grainger et al., 2019).

The mutual invasibility criterion is intuitive but imperfect. The upshot is that the mutual invasibility criterion is neither necessary nor sufficient for coexistence, but that invasion growth rates can be used heuristically, or through an alternative coexistence criterion. We first turn to a brief discussion of invasion growth rates.

2.2 Invasion growth rates

The 'long-term per capita growth rate of a rare species' can be more precisely understood as the dominant Lyapunov exponent (Metz et al., 1992) or the dominant stochastic Lyapunov exponent (Crutchfield et al., 1982; Dennis et al., 2003) of a dynamical system that represents an ecological community. The Lyapunov exponent is the fundamental mathematical object which governs invasion: the geometric mean of growth multipliers in scalar populations (Lewontin and Cohen, 1969; Stearns, 2000), Floquet multipliers in a periodic environments (Klausmeier et al., 2008), and eigenvalues in stage-structured models (Caswell, 2001) are all just special cases of the dominant Lyapunov exponent.

Implicit in the calculation of invasion growth rates is the assumption that populations have an infinite number of individuals. An invader with an infinite number of individuals can lose an arbitrary number of individuals without going extinct. Because the invader cannot go extinct, it will eventually experience a perfectly representative collection of environmental states and resident densities. This has several effects: 1) the initial conditions of the invader's environment are washed-out over time; 2) the invader's environment (which includes resident species) has plenty of time to "settle down" to its limiting dynamics; and 3) when the invader's environment is stationary (Chesson, 1994, p. 236; Nisbet and C., 1982), the invasion growth rate can be computed by integrating per capita growth rates across the stationary distribution of environmental states.

For the invader, an infinite-population model will approximate a finite-population when the invader's density is low enough to not affect any species' per capita growth rate, but high enough that demographic stochasticity (and thus stochastic extinction) can be ignored. In such a scenario, the sign of the invasion growth rate would perfectly predict whether or not the invader will recover in the short-term (Jansen and Sigmund, 1998). What happens in the very long term cannot be determined with a single invasion growth rate; For instance, an initially successful invader may be eventually excluded by the residents, a scenario that has been called "the resident strikes back" (Mylius and Diekmann, 2001; Geritz et al., 2002; or see Fig. 2 c). Species at extremely low density (e.g., extirpated then reintroduced) are affected by demographic stochasticity and are subject to stochastic extinction. Even so, for these species a positive invasion growth rate is necessary for a non-zero probability of invasion (Schreiber et al., 2011).

The invasion growth rate is always calculated in the context of the *limiting dynamics of the invader's environment*, which typically includes internal variables (e.g., resident densities, predator densities, resource concentrations) and external variables (e.g., temperature, disturbances). "The limiting dynamics" can be more precisely understood as a unique, long-term (asymptotic) joint frequency-distribution

of such variables. Therefore, invasion growth rates cannot be measured in models where resident sub-communities have alternative state states (the invasion growth rate is not unique) and models with strong unidirectional environmental change (the frequency distribution does not converge).

However, MCT can still be used when unidirectional environmental change is considerably slower than demographic change. For example, even though lake communities are affected by climate change, the time-scale of phytoplankton invasion (likely no more than a couple years, considering fast generation times) is short compared the decadal time-scale on which climate-change has appreciable effects on phytoplankton dynamics (Izmest'eva et al., 2011). Therefore, it may be reasonable to not incorporate climate change projections into one's model of phytoplankton dynamics, with the understanding that the validity of one's inferences regarding coexistence only extends so far into the future.

One ought to be wary of calculating invasion growth rates over long time-scales, especially when environmental change is much slower than demographic change. For example, the invasion growth rate of a maple tree species may converge after 500,000 years, perhaps after the effects of anthropogenic climate change have been attenuated by several Milankovitch cycles. However, our models of contemporary population dynamics will certainly be poor representations of population dynamics in the far future. In addition, the infinite population assumption breaks-down: In theory, long periods of unfavorable conditions can be offset by sufficiently favorable conditions; in reality, long periods of unfavorable conditions lead to extinction.

Finally, the invasion growth rate is measured when the "internal structure" of the invader's population has reached a quasi-steady state. For age/stage structured population, the relevant mathematical object is the *stable-age distribution* (Caswell, 2001). For spatially-structured populations, the relevant mathematical object is the quasi-steady spatial distribution (Chesson, 2000; Ferrière and Galliard, 2001; Stump, Johnson, and Klausmeier, 2018). One's hope that the internal structure of the invader's population evolves much faster than invader's density, such that the invasion growth rate can be uniquely determined while the invader is still rare. In concrete models, this assumption can be checked with simulation data: plot summary statistics of population structure (e.g., pair correlations, the fraction of juveniles) against total density (for an example, see Le Galliard et al., 2003, Fig. 7). More generally, there are a number of tricks that can aid in the computation of invasion growth rates in particular classes of models; for more information, see Johnson and Hastings, 2022a, Section 3.

2.3 Inferring coexistence from invasion growth rates: The mutual invasibility criterion

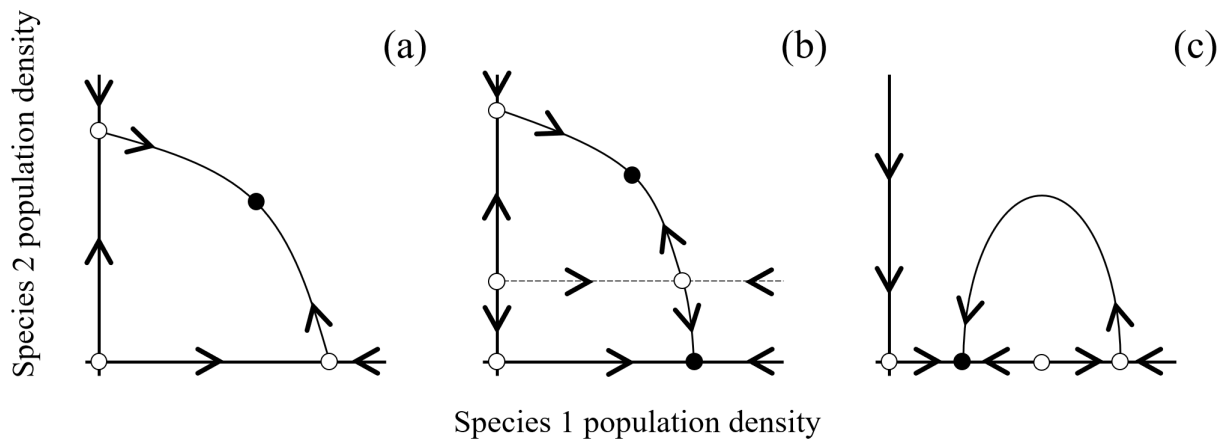


Figure 2: Mutual invasibility in phase space. (a) Mutual invasibility is sometimes indicative of coexistence. (b) Mutual invasibility is not necessary for coexistence in the case of a strong allee effect. (c) Mutual invasibility is not sufficient for coexistence in this case because of a phenomenon known as the "resident strikes back". Closed circles and open circles are stable and unstable equilibria, respectively. Lines and arrows in phase space denote stable and unstable manifolds. The dotted line in panel *b* denotes species 2's allee threshold.

Table 1: **The properties of various coexistence criteria.** *Deterministic skeleton needed = Yes* means that the criterion only works if we assume small perturbations from deterministic dynamics, and therefore, that one must either start with a deterministic model or extract a *deterministic skeleton* from a stochastic model (Coulson et al., 2004). Columns 6–9 show whether a criterion is *Necessary* and/or *Sufficient* for coexistence, operationalized here as each species spending very little time at low density in a single instantiation of a stochastic model (as in Schreiber et al., 2011, Theorem 1). *Small, frequent perturbations* is in reference to a mathematical construct: arbitrarily small perturbations to population density, which transform population-dynamical trajectories into ϵ -chains (Hofbauer et al., 1980). *Large, infrequent perturbations* may place population densities arbitrarily close to (but not exactly at) zero density. *Robust = yes* means that if the criterion is satisfied, then it will also be satisfied for small C^1 perturbations (Guckenheimer and Holmes, 1983, p. 38) to the vector field of the model (or the model’s ‘deterministic skeleton’). This table does not include various types of *structural stability* (e.g., Meszena et al., 2006; Saavedra et al., 2017; Song et al., 2020)

Criterion	Description	Designed to work with complex dynamics	Designed to work with large perturbations	Deterministic skeleton needed	Necessary in the face of small, frequent perturbations	Sufficient in the face of small, frequent perturbations	Necessary in the face of large, infrequent perturbations	Sufficient in the face of large, infrequent perturbations	Robust	relevant references
Feasibility	There is at least one equilibrium point (not necessarily stable) where all species have positive density.	No	No	Yes	No	No	Yes	No	No	Grilli et al., 2017; Saavedra et al., 2017
Positive, stable equilibrium	There is a feasible equilibrium which is also asymptotically, Lyapunov stable.	No	No	Yes	No	Yes	No	No	Yes	May, 1974; Hastings, 1988; Logofet, 2005
Mutual invasibility	In an S -species community, each species has a positive invasion growth rate in the sub-community defined by the limiting dynamics of $S - 1$ resident species.	Yes	Yes	No	No	Yes	No	Yes	No	Turelli, 1981; Chesson and Ellner, 1989; Siepielski and McPeck, 2010
Positive attractor	There is an attracting set that only includes positive species densities.	Yes	No	Yes	Yes	Yes	Yes	No	Yes	Schreiber, 2006; Armstrong and McGehee, 1980
Hofbauer’s permanence criterion	Weighted averages of invasion growth rates must be positive; see Eq.1 in the main text.	Yes	Yes	No	No	Yes	No	Yes	No	Schuster et al., 1979; Jansen and Sigmund, 1998; Schreiber, 2000; Benaïm and Schreiber, 2019

The *mutual invasibility criterion* claims that coexistence occurs if each species in a community has a positive invasion growth rate in the sub-community of the remaining $S - 1$ resident species. As intuitive as this sounds, it is not generally true. Even if we ignore the complications set forth in the previous section (e.g., a sub-community of residents may have alternative stable states, the invader is subject to stochastic extinctions in finite-population models) mutual invasibility is neither a necessary nor sufficient condition for coexistence (Fig. 1).

To see why mutual invasibility is not necessary, consider a single-species community where the solitary species experiences a strong allee effect. This species can persist under normal conditions, but will not be able to recover if perturbed to low density. Another example, which proceeds with much the same reasoning, is a two-species community in which both species are obligate mutualists. The same basic idea carries over to more complex settings: notably, intransitive competition in purely competitive communities can generate emergent allee effects (Barabás et al., 2018).

To see why mutual invasibility is not sufficient for coexistence, consider the case of "the resident strikes back" (Fig. 2c; Mylius and Diekmann, 2001; Geritz et al., 2002; Fig. 2c), wherein the invader is initially successful but eventually excluded as the resident sub-community relaxes to a alternative stable state. This phenomenon arises in a variety of models (Case, 1995; Doebeli, 1998; Parvinen, 1999; Sachdeva and Barton, 2017).

Another problem with the mutual invasibility criterion can be demonstrated with the classic Rock-Paper-Scissors model (Gilpin, 1975; May and Leonard, 1975). When the rock species is perturbed to low density, 'scissors beats paper', leaving a community with only the scissors species. The rock species can invade this community, but since 'rock beats scissors', the end result is a community with only the rock species. The mutual invasibility criterion cannot be used here, because the $S - 1$ resident species cannot persist when the invader is perturbed to low density. The criterion is uninformative in this context because the complete community may or may not coexist, despite the fact that the invasion growth rates in all stable sub-communities (i.e., those that contain a single resident) are positive.

The mutual invasibility criterion works well in a narrow set of cases. It is a sufficient condition for coexistence in two-species communities where per capita growth rates are decreasing functions of population size (this functionally excludes allee effects, mutualisms, and alternative stable states; see Chesson and Ellner, 1989), and in S -species communities in which all $S - 1$ subsets of species are able to coexist (Case, 2000). The mutual invasibility criterion works well for 2-species communities because an invasion analysis in a two-species system produces a single resident, and it is natural for a solitary species to persist in the absence of any of its competitors. By contrast, an invasion analysis in a three-species system produces two residents whose coexistence cannot be taken for granted. Speciose communities constructed with random parameters typically have some sub-communities of $S - 1$ residents that can not coexist (Case, 1990; Capitán et al., 2017; Serván et al., 2018), but certain special arrangements of parameters, notably *diffuse competition* (Stump, 2017) and *Volterra dissipative* (Volterra, 1937; Logofet, 1993) arrangements, will allow for the coexistence of all sub-communities.

2.4 Alternative coexistence criteria

Historically, many coexistence criteria have been used, each with strengths and weaknesses (Table 1). Given the shortcomings of the mutual invasibility criterion, why should we not consign it to the dustbin of history? There are at least two answers. 1) Much of theoretical ecology aims to develop understanding via heuristics: statements that are evocative yet not universally true. For example, the statement "coexistence occurs when intraspecific competition is greater than interspecific competition" is only generally true in two-species Lotka-Volterra models (May and Leonard, 1975; Saavedra et al., 2016) but may nevertheless predict coexistence in reality (Godoy et al., 2017; Friedman et al., 2017). Even if such heuristics are not useful in a pragmatic sense, they seem to clarify ecological concepts in a way that is satisfying to many ecologists. Thus, at the very least, the applied value of the mutual invasibility criterion does not bear on its ability to produce insights and publications. 2) Alternative coexistence criteria are even worse. Historically, theoretical work has focused on the local stability of a positive equilibrium. This criterion is simultaneously too strong, because it automatically excludes communities with complex (e.g., cyclical or chaotic) dynamics, and too weak, because it only considers the consequences of perturbations that are infinitesimally small (Hastings, 1988). In empirical work,

coexistence has been most often conflated with co-occurrence (i.e., species occupying the same habitat) and a supplementary just-so story about life-history differences (Siepielski and McPeck, 2010; Schoener, 1982). Co-occurrence is not an appropriate criterion for coexistence, since an observed population may be supported by a population located elsewhere via migration (i.e., source-sink dynamics), or may be in the process of being competitively excluded.

Unbeknownst to many theoretical ecologists, mathematical biologists have been hard at work, developing a coexistence theory that can handle large perturbations and intransitive rock-paper-scissor type dynamics (Schuster et al., 1979; Hofbauer, 1981; Schreiber, 2000; Garay and Hofbauer, 2003; Schreiber et al., 2011; Schreiber, 2012; Roth and Schreiber, 2014; Hening and Nguyen, 2018; Benaïm and Schreiber, 2019). Of particular interest is a notion of global stability called *permanence* or *uniform persistence*: a tendency for all species' densities to be bounded from above and below, uniformly in initial conditions. Hofbauer (1981) developed a sufficient criteria for permanence, which is satisfied by picking weights p_j (i.e., positive constants that sum to one) such that the weighted sum of $\mathbb{E}_t[r_j]$ (the invasion growth rate), is positive for each and every sub-community μ in which one or more species is missing. Or, in mathematical form,

$$\sum_j p_j r_j(\mu) > 0, \quad \text{for all } \mu. \quad (1)$$

The Hofbauer criterion has been refined and extended for several different kinds of models (Schreiber, 2000; Roth and Schreiber, 2014; Schreiber et al., 2011; Benaïm and Schreiber, 2019). The centrality of invasion growth rates suggests that the Hofbauer criterion could be integrated with MCT's partition of invasion growth rates into coexistence mechanisms. While it is always possible to use MCT to partition invasion growth rates, it is unclear how we may interpret these growth rates when community assembly is complicated. For example, consider the community assembly graph $\emptyset \rightarrow \{1\} \rightarrow \{1, 2\} \rightarrow \{1, 2, 3\}$. In order for species 2 to coexist, it must be able to invade species 1, *and* it must be able to survive the invasion of species 3, yet species 2's invasion growth rate only captures the former event. Further, it is unclear how the Hofbauer criterion could be used in conjunction to compute community-average coexistence mechanisms (as in Chesson, 2003, Barabás et al., 2018). How would different sub-communities and different species be weighted in this average, keeping in mind the the weights p_j are not necessarily unique? The integration of the Hofbauer criterion and MCT appears to be a fruitful avenue of future research, but such a project is outside the scope of this paper.

2.5 What is coexistence?

Most ecologists would agree with the following *folk-definition* (which a psychometrician might call a theoretical definition): Coexistence is when interacting species co-occur for a long time. One could operationalize this definition by simulating a stochastic model forward in time and computing the probability of all species persisting past some user-specified time horizon. While this approach seems reasonable at first glance, there are a few things that are unsatisfactory. 1) Choosing a time horizon in order to define "a long time" feels subjective; inferences may be sensitive to this decision. 2) Inferences could be sensitive to the initial state of the invader's environment (again, this includes internal variables like resident densities), but we often do not have access to this information; even if we did, we would like to somehow integrate over possible initial conditions, since we care about what allows species to coexist *in general*, not just in the near future. 3) We often hope to obtain biological insight by expressing the conditions for coexistence in terms of model parameters. However, it is almost always impossible to derive analytical expressions for probability distributions of future population densities, making mathematical analysis largely incompatible with the "simulate and check for coexistence" approach.

To circumvent these problems, we can use two alternative notions of coexistence: *local stability* and *global stability*. A community exhibits local stability if species return to an attractor (of the underlying *deterministic skeleton* of a stochastic model) following a small perturbation. A community exhibits global stability (also known as permanence, or uniform persistence) when species tend to return to their typical abundances regardless of initial conditions and the size of environmental perturbations. For more rigorous definitions, see Schreiber (2006).

Both local stability and global stability solve the problem of specifying a time horizon by assuming infinite population sizes (thereby precluding stochastic extinctions; see Section 2.2) and particular kinds of environmental perturbations. In the case of local stability, perturbations are so small so that they cannot overstep the community’s basin of attraction. In the case of global stability, perturbations can be arbitrarily large cannot cause instantaneous extinction (this is because perturbations directly affect per capita growth rates, not population size). Local stability sidesteps the issue of initial conditions by focusing on the deterministic skeleton and assuming that the community starts close to a dynamical attractor (if one exists), whereas the irrelevancy of initial conditions is baked into the definition of global stability. Finally, local and global stability are mathematically tractable: in simple models, linear stability analysis can be used to test for a stable equilibrium point, mutual invasibility, or the Hofbauer conditions (Table 1).

Indeed, the historical coexistence criteria of Table 1 are all criteria for either local stability or global stability. A positive, stable equilibrium is a special case of local stability; a positive attractor is the more general test for local stability. Feasibility is a necessary condition for global stability (Aubin and Sigmund, 1988; Jansen and Sigmund, 1998), but not local stability (for an example of coexistence without feasibility see Armstrong and McGehee, 1980). The Hofbauer condition (Eq.1) is a sufficient condition for global stability, and the mutual invasibility criterion is the special case of the Hofbauer condition for two species, where the weights p_j (which are necessary for satisfying the Hofbauer criterion, Eq.1) can be selected arbitrarily (see Schreiber et al., 2011, sec. 4).

It is important to remember that coexistence criteria give us limited information about local stability and global stability (Table 1), which themselves are imperfect operationalizations of the construct of coexistence. Local stability is too weak because it only handles the case of infinitesimal perturbations, but global stability is too strong because it requires robustness to arbitrarily large perturbations. Nevertheless, by circumventing the arbitrariness of choosing time horizons and initial conditions, the coexistence criteria and underlying stability concepts give us a systematic way to analyze and compare models.

3 Spatiotemporal coexistence mechanisms

In this section, we describe how the invasion growth rate is partitioned into coexistence mechanisms, following the derivation of Johnson and Hastings, 2022a. Variables and notation are explained on-the-fly, but one may also refer to Table 2.

The general strategy is to "decompose and compare" (Ellner et al., 2019). *Decompose* each species’ long-term average per capita growth rate into additive terms using a Taylor series. Then, *compare* the terms corresponding to the invader to like-terms corresponding the resident species. Note that the coexistence mechanisms are species-level quantities. To learn how a coexistence mechanism affects coexistence in general, we can compute community-average coexistence mechanisms (read on to Section 5.9).

Derivation of coexistence mechanisms Consider a community with discrete-time dynamics, with spatial structure but no age/stage structure. The local finite rate of increase of species j at time t and patch x is defined as $\lambda_j(x, t) = n_j(x, t + 1)/n_j(x, t)$, where $n_j(t)$ is population density.

1. First, express the local finite rate of increase as a function g_j of an environmentally dependent parameter $E_j(x, t)$ and a competition parameter $C_j(x, t)$:

$$\lambda_j = g_j(E_j, C_j). \tag{2}$$

Note that we have dropped the explicit space and time dependence for notational simplicity. Though E_j is typically a demographic parameter that depends on the abiotic environment (e.g., per capita fecundity depends on degree-days), E_j may more generally represent the effects of density-independent factors. The parameter C_j is called the competition parameter, but it may represent the effects of density-dependent factors, including refugia, mutualists, and natural enemies.

2. The local finite rate of increase, λ_j , is expanded with a Taylor series of g_j about the *equilibrium values*, E_j^* and C_j^* , chosen so that $g_j(E_j^*, C_j^*) = 1$.

$$\lambda_j \Big|_{\substack{C_j=C_j^* \\ E_j=E_j^*}} \approx 1 + \alpha_j^{(1)}(E_j - E_j^*) + \beta_j^{(1)}(C_j - C_j^*) + \frac{1}{2}\alpha_j^{(2)}(E_j - E_j^*)^2 + \frac{1}{2}\beta_j^{(2)}(C_j - C_j^*)^2 + \zeta_j(E_j - E_j^*)(C_j - C_j^*), \quad (3)$$

where coefficients of the Taylor series,

$$\alpha_j^{(1)} = \frac{\partial g_j(E_j^*, C_j^*)}{\partial E_j}, \quad \beta_j^{(1)} = \frac{\partial g_j(E_j^*, C_j^*)}{\partial C_j}, \quad \alpha_j^{(2)} = \frac{\partial^2 g_j(E_j^*, C_j^*)}{\partial E_j^2}, \quad \beta_j^{(2)} = \frac{\partial^2 g_j(E_j^*, C_j^*)}{\partial C_j^2}, \quad \zeta_j = \frac{\partial^2 g_j(E_j^*, C_j^*)}{\partial E_j \partial C_j}, \quad (4)$$

are all evaluated at $E_j = E_j^*$ and $C_j = C_j^*$, as implied by the notation. The truncated Taylor series will lead to an accurate approximation of the invasion growth rate if environmental fluctuations are small compared to other model parameters (details in Chesson, 1994; Chesson, 2000). However, one can still measure coexistence mechanisms when these *small-noise assumptions* are not met.

3. The appropriate spatial and temporal averaging is applied in order to express average growth rates entirely in terms of moments of local growth λ_j and *relative density*, $\nu_j = n_j/\mathbb{E}_x[n_j]$.

The *long-term average per capita growth rate* is the temporal average of the logged metapopulation finite rate of increase, which we denote by $\mathbb{E}_t[r_j]$. Here, averages, variances, and covariance are denoted $\mathbb{E}_{x,t}[\cdot]$, $\text{Var}_{x,t}(\cdot)$, and $\text{Cov}_{x,t}(\cdot, \cdot)$ respectively, with the subscripts indicating whether the statistic is computed over space x , time t , or both. Using another Taylor series, the long-term average growth rate of species j can be approximated as

$$\mathbb{E}_t[r_j] \approx \mathbb{E}_{x,t}[\lambda_j] + \mathbb{E}_t[\text{Cov}_x(\nu, \lambda_j)] - 1 - \frac{1}{2}\text{Var}_t(\mathbb{E}_t[\lambda_j]). \quad (5)$$

4. The Taylor series expansion of λ_j (derived in step 1) is substituted into the expression for the average growth rate (Eq.5), resulting in a long expression for species j 's average growth rate:

$$\begin{aligned} \mathbb{E}_t[r_j] \approx & \alpha_j^{(1)}\mathbb{E}_{x,t}[(E_j - E_j^*)] + \beta_j^{(1)}\mathbb{E}_{x,t}[(C_j - C_j^*)] \\ & + \frac{1}{2}\alpha_j^{(2)}\text{Var}_{x,t}(E_j) + \frac{1}{2}\beta_j^{(2)}\text{Var}_{x,t}(C_j) + \zeta_j\text{Cov}_{x,t}(E_j, C_j) \\ & + \mathbb{E}_t\left[\text{Cov}_x\left(\nu_j, \alpha_j^{(1)}(E_j - E_j^*) + \beta_j^{(1)}(C_j - C_j^*)\right)\right] \\ & - \frac{1}{2}\alpha_j^{(1)2}\text{Var}_t(\mathbb{E}_x[E_j]) - \frac{1}{2}\beta_j^{(1)2}\text{Var}_t(\mathbb{E}_x[C_j]) - \alpha_j^{(1)}\beta_j^{(1)}\text{Cov}_t(\mathbb{E}_x[E_j], \mathbb{E}_x[C_j]). \end{aligned} \quad (6)$$

5. The invader is compared to the residents. By definition, no resident species can grow or decline on average (i.e., $\mathbb{E}_t[r_s] = 0$), so we may subtract a linear combination of the $S-1$ resident species from the invasion growth rate

$$\mathbb{E}_t[r_i] = \mathbb{E}_t[r_i] - \frac{1}{S-1} \sum_{s \neq i}^S \frac{a_i}{a_s} \mathbb{E}_t[r_s], \quad (7)$$

without at all altering the invasion growth rate. The constant a_j represents the intrinsic speed of population j 's population dynamics, typically operationalized as generation time when all species in the community are at their typical abundances. The quotient a_i/a_s is called a *speed conversion factors* because a_s in the denominator is canceled by a resident's speed, implicit in the resident's growth rate components, leaving only the invader's speed, a_i . The speed conversion

factors have replaced the *scaling factors* which featured in previous iterations of MCT. Both types of re-scaling are discussed further in Section 5.2.

The long decomposition of the average growth rate (Eq.6) can be substituted into Eq.7, and like-terms can be grouped such that the invasion growth rate is expressed as a sum of invader–resident comparisons. These comparisons are the *coexistence mechanisms*.

Formulas for small-noise coexistence mechanisms	
The invasion growth rate	
$\mathbb{E}_t[r_i] \approx \Delta E_i + \Delta \rho_i + \Delta N_i + \Delta I_i + \Delta \kappa_i$ (8)	
Density independent effects	
$\begin{aligned} \Delta E_i = & \left[\alpha_i^{(1)} \mathbb{E}_{x,t}[E_i - E_i^*] + \frac{1}{2} \alpha_i^{(2)} \text{Var}_{x,t}(E_i) - \frac{1}{2} \alpha_i^{(1)^2} \text{Var}_t(\mathbb{E}_x[E_i]) \right] \\ & - \frac{1}{S-1} \sum_{s \neq i}^S \frac{a_i}{a_s} \left[\alpha_s^{(1)} \mathbb{E}_{x,t}[E_s - E_s^*] + \frac{1}{2} \alpha_s^{(2)} \text{Var}_{x,t}(E_s) - \frac{1}{2} \alpha_s^{(1)^2} \text{Var}_t(\mathbb{E}_x[E_s]) \right] \end{aligned}$ (9)	
Linear density-dependent effects	
$\Delta \rho_i = \beta_i^{(1)} \mathbb{E}_{x,t}[C_i - C_i^*] - \frac{1}{S-1} \sum_{s \neq i}^S \frac{a_i}{a_s} \beta_s^{(1)} \mathbb{E}_{x,t}[C_s - C_s^*]$ (10)	
Relative nonlinearity	
$\begin{aligned} \Delta N_i = & \frac{1}{2} \left[\beta_i^{(2)} \text{Var}_{x,t}(C_i) - \beta_i^{(1)^2} \text{Var}_t(\mathbb{E}_x[C_i]) \right] \\ & - \frac{1}{S-1} \sum_{s \neq i}^S \frac{a_i}{a_s} \left[\beta_s^{(2)} \text{Var}_{x,t}(C_s) - \beta_s^{(1)^2} \text{Var}_t(\mathbb{E}_x[C_s]) \right] \end{aligned}$ (11)	
The storage effect	
$\begin{aligned} \Delta I_i = & \left[\zeta_i \text{Cov}_{x,t}(E_i, C_i) - \alpha_i^{(1)} \beta_i^{(1)} \text{Cov}_t(\mathbb{E}_x[E_i], \mathbb{E}_x[C_i]) \right] \\ & - \frac{1}{S-1} \sum_{s \neq i}^S \frac{a_i}{a_s} \left[\zeta_s \text{Cov}_{x,t}(E_s, C_s) - \alpha_s^{(1)} \beta_s^{(1)} \text{Cov}_t(\mathbb{E}_x[E_s], \mathbb{E}_x[C_s]) \right] \end{aligned}$ (12)	
Fitness-density covariance	
$\begin{aligned} \Delta \kappa_i = & \mathbb{E}_t \left[\text{Cov}_x \left(\nu_i, \alpha_i^{(1)} E_i + \beta_i^{(1)} C_i \right) \right] \\ & - \frac{1}{S-1} \sum_{s \neq i}^S \frac{a_i}{a_s} \mathbb{E}_t \left[\text{Cov}_x \left(\nu_s, \alpha_s^{(1)} E_s + \beta_s^{(1)} C_s \right) \right] \end{aligned}$ (13)	

Table 2: The symbols and terminology of Modern Coexistence Theory (MCT). Table modified from Johnson and Hastings, 2022a.

	Description
MCT-specific terminology	
invader	a rare species; for mathematical convenience, the per capita growth rate of this species is approximated by perturbing population density to zero.
resident	a common species, more precisely understood as a species at its typical abundances
invasion growth rate	the long-term average of the per capita growth rate of an invader
partition	a scheme for breaking up an invasion growth rate into a sum of component parts
coexistence mechanism	a class of explanations for coexistence; corresponds to a component of the invasion growth rate partition of Spatiotemporal MCT
invader–resident comparison	a comparison between an invader and the resident species; measures a rare-species advantage
speed conversion factor	converts the population-dynamical speed of resident species to that of the invader; corrects for average fitness differences in the invader–resident comparison; replaces the <i>scaling factors</i> , also known as <i>comparison quotients</i> , from previous versions of MCT
Variable	
x	a location in space
t	a point in time
j	species index
$n_j(x, t)$	the population density of species j at patch x and time t .
$\nu_j(x, t)$	relative density, calculated as local population density divided by the spatial average of population density, i.e., $n_j(x, t)/\mathbb{E}_x[n_j]$
$\lambda_j(x, t)$	the local finite rate of increase. In non-spatial models, λ_j is defined as $n_j(x, t + 1)/n_j(x, t)$. However, in spatial models, λ_j is defined as $n'_j(x, t)/n_j(x, t)$, where $n'_j(x, t)$ is the population size after the local growth phase, but before the dispersal phase.
$\tilde{\lambda}_j(t)$	the metapopulation finite rate of increase, defined as a density-weighted average over patches: $\tilde{\lambda}_j = \mathbb{E}_x[(n_j/\mathbb{E}_x[n_j])\lambda_j]$
$\mathbb{E}_t[r_j]$	The long-term average growth rate; for resident species, this is zero by definition; for invader, this is the invasion growth rate; in discrete-time models with no age/stage-structure, it is equal to $\mathbb{E}_t[\log(\tilde{\lambda}_j)]$
$E_j(x, t)$	the environmental parameter; more generally understood as the effects of density-independent factors
$C_j(x, t)$	the competition parameter; more generally understood as the effects of density-dependent factors
g_j	a function that gives the local finite rate of increase: $\lambda_j(x, t) = g_j(E_j(x, t), C_j(x, t))$
E_j^*	the equilibrium environmental parameter, defined so that $g_j(E_j^*, C_j^*) = 1$
C_j^*	the equilibrium competition parameter, defined so that $g_j(E_j^*, C_j^*) = 1$
σ	the scale of environmental fluctuations

S	the total number of species in the community; $S - 1$ is the number of residents
a_j	the <i>speed</i> of the population dynamics of species j ; the intrinsic capacity to grow or decline quickly; often operationalized $a_j = 1/GT_j$, where GT_j is the generation time of species j
$\frac{a_i}{a_j}$	speed conversion factors; a constant that effectively converts the population-dynamical speed of species j to that of species i

Coexistence mechanisms

ΔE_i	Density-independent effects; the degree to which density-independent factors favor the invader
$\Delta \rho_i$	Linear density-dependent effects; specialization on resources and/or natural enemies
ΔN_i	Relative nonlinearity; specialization on the spatiotemporal variance of resources and/or natural enemies
ΔI_i	The storage effect; specialization on different states of a spatiotemporally varying environment
$\Delta \kappa_i$	Fitness-density covariance; the differential ability of rare species to end up in locations with high ecological fitness

Taylor series coefficients

$\alpha_j^{(1)}$	the linear effects of fluctuations in E_j , defined as $\left. \frac{\partial g_j}{\partial E_j} \right _{\substack{E_j=E_j^* \\ C_j=C_j^*}} = \frac{\partial g_j(E_j^*, C_j^*)}{\partial E_j}$
$\alpha_j^{(2)}$	the nonlinear effects of fluctuations in E_j , defined as $\frac{\partial^2 g_j(E_j^*, C_j^*)}{\partial E_j^2}$
$\beta_j^{(1)}$	the linear effects of fluctuations in C_j , defined as $\frac{\partial g_j(E_j^*, C_j^*)}{\partial C_j}$
$\beta_j^{(2)}$	the nonlinear effects of fluctuations in C_j , defined as $\frac{\partial^2 g_j(E_j^*, C_j^*)}{\partial C_j^2}$
$\zeta_j^{(1)}$	the non-additive (i.e., interaction) effects of fluctuations in E_j and C_j , defined as $\zeta_j = \frac{\partial^2 g_j(E_j^*, C_j^*)}{\partial E_j \partial C_j}$

Superscripts and subscripts

Subscripts

j	index of an arbitrary species
i	index of the invader
r	index of a resident
x	indicates that a summary statistic (e.g., mean, covariance, variance) is calculated by summing across space
t	indicates that a summary statistic (e.g., mean, covariance, variance) is calculated by summing across time

Operators

$\mathbb{E}_{x,t}[\cdot]$	The spatiotemporal <i>sample</i> arithmetic mean; for a variable Z that varies over K patches and T time points, $\mathbb{E}_x[Z] = (1/K) \sum_{x=1}^K Z(x, t)$, $\mathbb{E}_t[Z] = (1/T) \sum_{t=1}^T Z(x, t)$, and
---------------------------	--

$$\mathbb{E}_{x,t}[Z] = (1/(TK)) \sum_{t=1}^T \sum_{x=1}^K Z(x, t)$$

$\text{Var}_{x,t}(\cdot)$ The spatiotemporal *sample* variance for a variable Z that varies over K patches and T time points,

$$\text{Var}_x(Z) = (1/K) \sum_{x=1}^K (Z(x, t) - \mathbb{E}_x[Z])^2,$$

$$\text{Var}_t(Z) = (1/T) \sum_{t=1}^T (Z(x, t) - \mathbb{E}_t[Z])^2, \text{ and}$$

$$\text{Var}_{x,t}(Z) = (1/(TK)) \sum_{t=1}^T \sum_{x=1}^K (Z(x, t) - \mathbb{E}_{x,t}[Z])^2$$

$\text{Cov}_{x,t}(\cdot, \cdot)$ The spatiotemporal *sample* covariance of variables W and Z that vary over K patches and T time points,

$$\text{Cov}_x(W, Z) = (1/K) \sum_{x=1}^K (W(x, t) - \mathbb{E}_x[W])(Z(x, t) - \mathbb{E}_x[Z]),$$

$$\text{Cov}_t(W, Z) = (1/T) \sum_{t=1}^T (W(x, t) - \mathbb{E}_t[W])(Z(x, t) - \mathbb{E}_t[Z]), \text{ and}$$

$$\text{Cov}_{x,t}(W, Z) = (1/(TK)) \sum_{t=1}^T \sum_{x=1}^K (W(x, t) - \mathbb{E}_{x,t}[W])(Z(x, t) - \mathbb{E}_{x,t}[Z])$$

4 Interpreting coexistence mechanisms

Table 4: The maximum number of species that can coexist via various coexistence mechanisms, in a system with L discrete resources and M discrete environmental states; Table from Johnson and Hastings, 2022a

Coexistence mechanisms	Models with no variation	Models with only spatial variation	Models with only temporal variation	Models with spatiotemporal variation
ΔE : Density-independent effects	1	1	1	1
$\Delta \rho$: Linear density-dependent effects	L	L	L	L
ΔN : Relative nonlinearity	0	$(L(L-1))/2$	$(L(L-1))/2$	$L(L-1)$
ΔI : Storage effect	0	LM	LM	$2LM$
$\Delta \kappa$: Fitness-density covariance	0	$LM + (L(L-1))/2$	0	$LM + (L(L-1))/2$

Why coexistence mechanisms? Why not use some other scheme for partitioning invasion growth rates? For one, the coexistence mechanisms are demarcated with respect to the absence vs. presence of density-dependence (i.e., E_j vs. C_j) and variation (i.e., $\mathbb{E}_{x,t}[C_j]$ vs. $\text{Var}_{x,t}(C_j)$), two integral concepts in population biology. Second, the coexistence mechanisms are distinct from a historical perspective: nobody discovered two coexistence mechanisms in the same paper (though fitness-density covariance is an amalgam of several previously proposed explanations). Third, each coexistence mechanism has a unique limit to the maximum number of species it can support, given a set number of regulating factors and environmental states (Table 4). Finally, the coexistence mechanisms reveal commonalities between seemingly disparate explanations for coexistence. Herbivores are physically very different from soil nutrients, but both can behave similarly from a population-dynamical perspective (Chesson and Kuang, 2008).

That is not to say that the coexistence mechanisms are the only reasonable way partition the invasion growth rate. Ellner et al. (2019) give a generic method for calculating unorthodox partitions and provide an example involving species' traits. One may decompose the conventional coexistence mechanisms further into contributions from individual (or subsets of) regulating factors or into contributions from spatial variation and temporal variation (Johnson and Hastings, 2022b). One may also aggregate coexistence mechanisms to compare the main effect of density-independent factors (i.e., ΔE_i) to the main effect of density-dependent factors (i.e., $\Delta \rho_i + \Delta N_i$); or to compare all spatial mechanisms to all temporal mechanisms (Johnson and Hastings, 2022b, Section 4.1).

Causal diagrams (Fig. 3, 4, 5, 7, 9) can be used to demonstrate how each coexistence mechanism operates. With the exception of density-independent effects (ΔE_i), each coexistence mechanism has two features: 1) a negative feedback loop involving population density, and 2) some degree of specialization / exclusivity / ecological differentiation. For example, in the causal diagram for the linear density-dependent effects, $\Delta \rho_i$ (Fig. 4), species j has a species-specific competition parameter C_j , implying that species j specializes on particular resources or natural enemies. In the causal diagram for the storage effect, ΔI_i , (Fig. 7), specialization manifests as the species-specific environmental parameter, E_j . Note that the causal diagrams are highly stylized; they focus on a feedback loop corresponding to a single species, and therefore only show a small subset of a much larger community-level causal diagram.

There are at least two reasons for relating simple explanations for coexistence to the coexistence mechanisms. First, the resulting taxonomy of models can serve as a heuristic guide for determining the precise causes of coexistence in a new model. Second, we need to multiple, disparate models to give a fully generally interpretation of coexistence mechanisms. As we will see, it is likely that some misconceptions about relative nonlinearity and the storage effect are the consequence of over-generalizing from two highly-similar models (the lottery model and the annual plant model; Chesson, 1994).

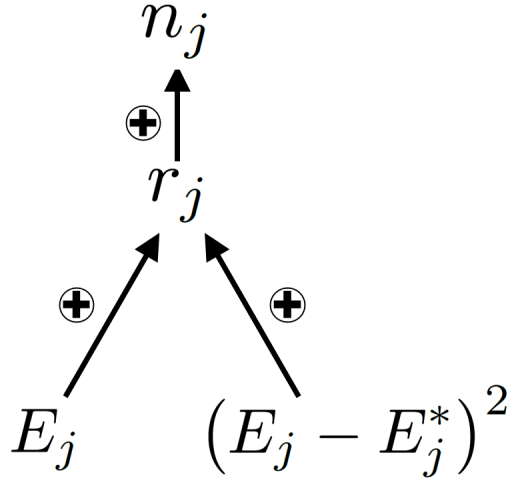


Figure 3: Density-independent effects. The density-independent factors (captured by E_j and $\text{Var}(E_j)$) affect growth rates and population density. Note the absence of any feedback loops. The quantity $(E_j - E_j^*)^2$ becomes $\text{Var}_{x,t}(E_j)$ when averaged across space and time; see Eq.3 and Eq.6 in Section 3.

4.1 ΔE_i : Density-independent effects

The first coexistence mechanism, ΔE_i , is termed *density-independent effects* and can be interpreted as the degree to which density-independent factors favor the invader. The value of ΔE_i does not depend on any species' density. This is represented by the lack of a feedback loop in clearly in Figure 3. Consequentially, one species will have the largest ΔE_i , regardless of which species is the invader; if all other terms in the invasion growth rate partition are zero, then all other species in the community will be excluded (Chesson and Huntly, 1997). This thought experiment demonstrates 1) that density-dependent factors are necessary for coexistence and therefore ΔE_i might rightfully not deserve the title of "coexistence mechanism"; and 2) why all the Taylor series terms (of the average growth rate decomposition, Eq.6) containing only E_j 's are shunted into ΔE_i , while the growth rate components containing only C_j 's are split between $\Delta \rho_i$ and ΔN_i : the density-independent effects are between-species differences that cannot be responsible for coexistence, so it is often uninteresting to partition them further (but see Ellner et al., 2019).

4.2 $\Delta \rho_i$: Linear density-dependent effects

The second quantity, $\Delta \rho_i$, is called the *linear density-dependent effects*. The linear density-dependent effects is best understood as the class of classic explanations for coexistence: resource and natural-enemy partitioning. More precisely, $\Delta \rho_i$ is the rare-species advantage resulting from specialization on the mean level of density-dependent factors, which could take the form of mineral nutrients, water, carbon, prey species, light, space, refugia, pathogens, parasites, parasitoids, predators, herbivores, etc. The "specialization" need not be complete in the sense that each species only affects and is affected by a single density-dependent factor. Rather, there is some contingent (i.e., model specific) threshold of specialization needed in order to attain coexistence (Barabás et al., 2016). In the two-species Lotka-Volterra model, there is a simple mathematical condition for the "specialization threshold" (i.e., intraspecific competition > interspecific competition). In more speciose communities, such simple equations do not generally exist (Saavedra et al., 2017; Logofet, 1993).

Naturally, coexistence in explicit resource-consumer models can be attributed to $\Delta \rho_i$ (e.g., Ellner et al., 2019). The same can be said of coexistence in Lotka-Volterra-like models (Volterra, 1937; Hassell and Comins, 1976; Walters and Korman, 1999; Dallas et al., 2021), where species densities themselves can be treated as density-dependent factors. Lotka-Volterra dynamics are usually viewed as a useful but imperfect simile for the dynamics associated with competition or apparent-competition (Abrams

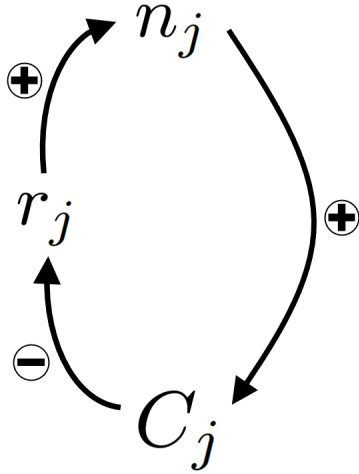


Figure 4: Linear density-dependent effects. The negative feedback loop involves the species-specific competition parameter C_j , which includes the effects of resources and natural enemies.

et al., 2008; Mayfield and Stouffer, 2017; O’Dwyer, 2018). However, when resource dynamics are fast, a specific form of resource-consumer dynamics are well-approximated by Lotka-Volterra dynamics (MacArthur, 1970; Chesson, 1990a).

The linear density-dependent effects encompasses several notable explanations for coexistence. First, $\Delta\rho_i$ captures coexistence mechanisms that operate on finer-grained spatial or temporal scales than that of observation/data-collection (more on this in Section 5.17). For example, the competition-colonization trade-off can be attributed to fitness-density covariance from a "worm’s-eye view" (Bolker and Pacala, 1999; Shoemaker and Melbourne, 2016), but can be attributed to the linear density-dependent effects from a "bird’s-eye view". the competition-colonization trade-off (Skellam, 1951; Levins and Culver, 1971) can be attributed to $\Delta\rho_i$. The same is true for related explanations, such as the fecundity-dispersal trade-off (Yu and Wilson, 2001) and a seed size-number trade-off (Turnbull et al., 1999; Muller-Landau, 2010). The latter factoid can be verified by looking at the equations in Levins and Culver’s (1971) classic paper on the competition-colonization trade-off and using the process of elimination to exclude fluctuation-dependent coexistence mechanisms. There are no patch-level equations, which excludes spatial fluctuation-dependent coexistence mechanisms; and the per capita growth rate equation is linear and deterministic, which excludes temporal fluctuation-dependent coexistence mechanisms.

Second, the Janzen-Connell hypothesis of tropical tree coexistence (Janzen, 1970; Connell, 1971) also falls under the umbrella of $\Delta\rho_i$. Unlike ordinary natural-enemy partitioning, the Janzen-Connell hypothesis posits that coexistence is boosted further by *distance-responsive predation*: parasites and diseases tend to kill seeds and seedlings which are near to their parent trees. However, Stump and Chesson (2015) used MCT to show that distance-responsive predation generally undermines coexistence, thus disproving the Janzen-Connell hypothesis in its most platonic form.

Finally, coexistence via intransitive competition (Soliveres and Allan, 2018) is *partially* captured by $\Delta\rho_j$. Intransitive competition means that there is no best competitor in all settings, such that coexistence occurs via indirect effects that span across a network of interspecific interactions. This process is well-caricatured by Rock-Paper-Scissors dynamics, where species A beats B, B beats C, C beats A, and so on (May and Leonard, 1975, Gilpin, 1975). Intransitive competition is normally studied with Lotka-Volterra models, it can also arise in more complex, multi-trophic models (Schreiber and Rittenhouse, 2004; Schreiber, Patel, et al., 2018). While it has not been documented empirically or theoretically (to our knowledge), intransitivity can be mediated through other coexistence mechanisms. For instance, intransitivity via relative nonlinearity may occur if species A generates a lot of resource variation, which disproportionately hurts species B via relative nonlinearity, and so on.

Invasion analysis is generally seen as incompatible with coexistence via intransitive competition.

The problem is that in perturbing a species to invader state, intransitive loops (*sensu* Gallien et al., 2017, Fig. B3) involving the invader are destroyed, which may cause knock-on extinctions (see Section 2.3). However, intransitive loops among the resident species affect the densities of the those species, and thus the level of competition felt by the invader. It is in this sense that $\Delta\rho_i$ partially captures the effects of intransitive competition. Gallien et al. (2017) suggest a measure of the effects of intransitive competition on coexistence: the difference between invasion growth rate in the real world, and a hypothetical world where some intransitive loops have been broken by removing a single resident species (this is repeated for each resident, and then averaged). This measure captures the effects of some intransitive loops (i.e., all the loops that pass through a single resident), but not all of them (i.e., the loops among the $S - 2$ remaining residents). We submit the following method for measuring the effects of all intransitive loops (excluding those involving the invader) simultaneously: take the difference between the true invasion growth rate, and the invasion growth rate where there is a single resident species; naturally, this is repeated across all resident, and then averaged.

4.3 ΔN_i : Relative nonlinearity

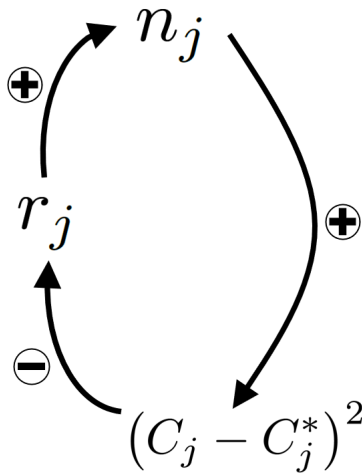


Figure 5: Relative nonlinearity. The negative feedback loop is mediated through the variance of regulating factors. The quantity $(C_j - C_j^*)^2$ becomes $\text{Var}_{x,t}(C_j)$ when averaged across space and time (see Eq.3 and Eq.6 in Section 3). Increased population density n_j increases the magnitude of fluctuations in competition, $(C_j - C_j^*)^2$. These fluctuations may affect the metapopulation growth rate r_j either positively or negatively through the coefficient $\beta_j^{(2)}$ (see Eq.4, Section 3); here we show a negative effect, as this is the case in resource-consumer models where the consumer has a type II functional response and the competition parameter is $C_j = 1/\text{resource concentration}$.

The first fluctuation-dependent mechanism, ΔN_i , is called *relative nonlinearity*. It can be interpreted as the rare-species advantage that results from specialization on the variation in a density-dependent factors (Levins, 1979; Tilman, 1982). The variation can be generated endogenously via population dynamics (Armstrong and McGehee, 1976, 1980); or exogenously, either directly via a fluctuating resource supply (Stewart and Levin, 1973; Hsu, 1980; Smith, 1981; Butler et al., 1985; Abrams, 2004), or indirectly via environmental fluctuations (Chesson, 1994; Yuan and Chesson, 2015).

Compared to other coexistence-promoting mechanisms — specifically $\Delta\rho_i$ and ΔI_i — relative nonlinearity is understudied. The relegation of relative nonlinearity probably has several causes. For one, Chesson (1994) showed that in systems with a single competitive factor, only one species can coexist via relative nonlinearity, but an unlimited number of species could coexist via the storage effect (but see Section 4.4 to see why this result may be misleading). Further, Chesson (2000) found that there is no relative nonlinearity in the the annual plant model and the lottery model with only

spatial variation. In models where relative nonlinearity can arise, Chesson (2000) writes that "... the limited ability for relative nonlinearity to promote coexistence when acting alone means that it is best viewed as modifying other mechanisms ... by decreasing the degree of dominance of a superior competitor with a relatively concave growth rate ... ". As we will show below, this is only generally true for models where resource variation is driven by environmental stochasticity: fluctuations in the per capita demographic rates of resources or consumers.

Theoretically, many species *can* coexist via relative nonlinearity when there are many competitive factors. In a system with L regulating factors, there are $L(L + 1)$ unique spatial and temporal covariances (Johnson and Hastings, 2022a); treating the covariance between regulating factors as an effective regulating factor and following the mathematics of the competitive exclusion principle (Levin, 1970), we conclude that the maximum number of species that can coexist via relative nonlinearity is $L(L + 1)$ (Table 4). However, it is unclear how to devise a concrete model in order to attain this outcome, to say nothing of how representative such a model would be of real-world population dynamics.

To better understand the relationship between resource variation and coexistence, we consider a community with a single resource and two consumers that exhibit an opportunist-gleaner tradeoff (Fig. 6). We also use a heuristic that originates from Tilman's (1980, 1982) graphical analysis of resource-consumer models: For coexistence to occur, species must consume proportionately more of that which most limits their own growth. In the example portrayed in Figure 6, the gleaner is hurt by resource variation, so it is most limited by mean resource levels. Thus, coexistence requires that the gleaner disproportionately decreases mean resource levels, or equivalently, increases resource variation when it is abundant.

The gleaner can increase variation (and thus promote coexistence) by inducing cyclical resource-consumer dynamics (Armstrong and McGehee, 1976, 1980). This outcome is contingent upon model parameters, but it is not a quirk: the gleaner has a faster consumption rate (at low resource concentrations), and is therefore inherently more destabilizing than the opportunist.

If resource dynamics are subject to environmental stochasticity, then resource variation should scale monotonically with mean resource levels (according to the small-noise approximation of population dynamics; Gardiner, 1985; Lande et al., 2003). Here, since the gleaner has a lower R^* than the opportunist, the gleaner tends to decrease resource variation, thus undermining coexistence. There is some reason to believe that this outcome is common in the real-world: Taylor's law (Taylor, 1961; Taylor, 2019) shows that the aforementioned relationship between the mean and variance is common, at least for biotic resources. Though relative nonlinearity cannot promote coexistence in the case of environmental stochasticity, it is nevertheless important because it can change competitive outcomes (e.g., if resource variation is severe enough, then the opportunist will exclude the gleaner).

When the resource supply rate fluctuate through time, the gleaner tends to increase resource variation, thus promoting coexistence (Hsu, 1980; Smith, 1981). The reason for the increase in variation is related to the different slopes the two consumer's birth-rate curves around their respective equilibrium resource levels (at R_1^* and R_2^* ; see Fig. 6). If the slope is steep, a resource surplus causes a dramatic increase in consumer birth rates; the subsequently large consumer population then reduces resource levels. In other words, resource levels are regulated via a negative feedback loop with consumers, and the strength of this negative feedback is proportional to the slope of the birth rate function. Because the gleaner species necessarily has a shallow slope (than the opportunist), it necessarily increases resource variation. Note here that coexistence is possible but not guaranteed. Experimental work with phytoplankton microcosms supports the idea that fluctuating resource supply changes population dynamics and sometimes causes coexistence (Grover, 1990; Grover, 1991; Grover, 1997, ch. 5).

So far in this section, we have discussed temporal relative nonlinearity in the context of resource competition. However, relative nonlinearity should work similarly in the apparent competition module (i.e., two prey, one predator), due to duality between resource concentration and the inverse of predator density ("enemy-free space" Jeffries and Lawton, 1984). Indeed, previous research has already demonstrated that in models with apparent competition, relative nonlinearity via endogenous cycles can promote coexistence (Schreiber, 2004) and that relative nonlinearity via environmental stochasticity does not permit multiple species to coexist (Stump and Chesson, 2017, Appendix D.2).

Spatial relative nonlinearity has only been explicitly studied in a few papers (Chesson, 2000; Snyder and Chesson, 2004; Stump, Johnson, Sun, et al., 2018). It has been suggested that spatial relative

nonlinearity should arise less readily than temporal relative nonlinearity (Chesson, 2000; Snyder and Chesson, 2004; Barabás et al., 2018) but this suggestion is clearly an extrapolation from the lottery model and annual plant model with fluctuating fecundity. Within the context of resource-consumer models with opportunist-gleaner trade-offs, we expect that spatial relative nonlinearity behaves similarly to temporal relative nonlinearity (Table 5). There is one exception: population cycles are necessarily a temporal phenomenon, so there is no purely spatial analogue of the endogenously generated resource-consumer cycles.

If there is spatial variation in the per capita (or per concentration) parameters of resource dynamics, then we can apply the same argument that we used in the case of temporal environmental stochasticity: resource variation is proportional to mean resource levels, so the dominant competitor in the absence of fluctuations — the gleaner — tends to decrease resource variation, thus undermining coexistence. This coexistence-undermining effect is strongest when there is complete local retention (i.e., individuals never disperse away from their home patches). Local retention in spatial models plays a similar role to temporal autocorrelation in temporal models, in the sense that both allow population buildup when/where conditions are favorable (see Johnson and Hastings, 2022d). As we will see, local retention tends to boost the spatial storage effect and fitness-density covariance.

If there is spatial variation in resource supply rates, then we can apply the same argument that we used in the case of temporally-fluctuating resource supply: The gleaner is less capable of dampening fluctuations in resource concentrations, which increases resource variation (relative to the opportunist), and in-turn promotes coexistence. There is an interesting twist: the coexistence-promoting effect of this mechanism is strongest when there is no local retention of consumers. Local retention strengthens the feedback loop between population density and resource concentration, such that consumers tamp-down resources in good patches (i.e., patches with high resource supply rates). When consumers disperse, good patches lose consumers (on net), which increases the spatial variation in resource concentrations. In Appendix 8.2, we analyze a model and show – with simulations and math – that spatial variation in resource supply can indeed promote coexistence.

In conclusion, whether or not relative nonlinearity promotes coexistence in opportunist-gleaner models depends on the ultimate source of resource variation (Table 5). While "it depends" is perhaps an unsatisfactory answer, it is valuable in that it refutes the conventional wisdom that relative nonlinearity simply tweaks growth rates or switches competitive outcomes.

Growth rate

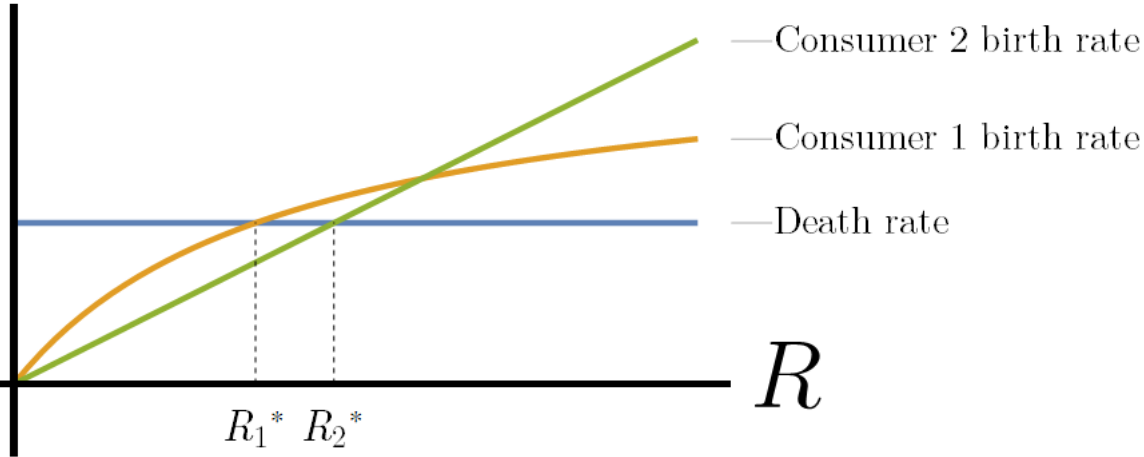


Figure 6: An opportunist-gleaner trade-off. Consumer 1 (the "gleaner") excludes consumer 2 (the "opportunist") in the absence of resource fluctuations (by Tilman's (1982) R^* rule: $R_1^* < R_2^*$), but consumer 1 is hurt more by resource fluctuations (by Jensen's inequality). Coexistence via relative nonlinearity is possible if Consumer 1 increases resource variation when it is abundant.

Table 5: Does relative nonlinearity promote coexistence in a model with an opportunist gleaner trade-off? Here, *Promotes coexistence* = *Yes* means that it is possible for both species to coexist. *No* means only one species persists.

Source of resource/natural-enemy variation	Promotes coexistence?
<i>Temporal variation</i>	
Endogenous population cycles	Yes
Environmental stochasticity	No
Fluctuating resource supply rate	Yes
<i>Spatial variation</i>	
Endogenous population cycles	N/A
Environmental stochasticity	No
Fluctuating resource supply rate	Yes

4.4 ΔI_i : The storage effect

The second fluctuation-dependent mechanism, ΔI_i , is called *the storage effect*. It can be interpreted as the rare-species advantage that results from environmental niche partitioning: specialization on environmental states that are distributed across space or time. Later, we will see that fitness-density covariance can be described similarly (as spatial environmental niche partitioning) but that there are substantial differences between fitness-density covariance and the spatial storage effect (see Section 4.5). The storage effect depends on three ingredients: 1) species-specific responses to the environment, 2) an interaction effect between environment and competition, also known as non-additivity ($\zeta_j \neq 0$; see Eq.4), and 3) covariation between the environment and competition.

In order to gain an intuitive understanding of the storage effect, we can compare the invader and resident with respect to a good-environment scenario (Fig. 8). For the resident, a good environment leads to increased population size, which leads to increased competition. This causal relationship between environment and competition is captured by the covariance, ingredient #3. If the environment and competition have a negative interaction effect on growth rates (ingredient #2: $\zeta_j < 0$), a good environment (for the resident) will be undermined by the competition that it brings about. On the other hand, when an invader experiences a good environment, competition will not increase substantially, assuming that the invader and resident do not perceive the environment identically (ingredient #1). In general, the asymmetry between common species and rare species occurs because the strength of the environment's effect on competition is proportional to population density.

What does any of this have to do with storage? The conventional but imprecise interpretation of the storage effect is that species coexist by specializing on different parts of a fluctuating environment, so species must have a robust life stage in order to "wait it out" for a favorable time period. A number of models have shown that neither stage-structure nor overlapping-generations is necessary for the operation of the storage effect (Li and Chesson, 2016; Letten et al., 2018; Schreiber, 2021b). What is essential is that at least some species experience an interaction effect between environment and competition (i.e., $\zeta_j \neq 0$), and it just so happens that a long-lived life stage is required for an interaction effect in the seminal models of MCT (i.e., the lottery model and the annual plant model). Another conventional but imprecise interpretation of the storage effect is that *buffering* (operationalized as a negative interaction effect; $\zeta_i < 0$) helps the invader recover from rarity, since it protects them against the double-whammy of a bad environment and high competition. In reality, higher buffering corresponds to a lower storage effect for most species; elsewhere (Johnson and Hastings, 2022c), we have discussed these misinterpretations of the storage effect at-length.

The temporal storage effect has been studied empirically in communities of zooplankton (Cáceres, 1997), desert annual plants (Pake and Venable, 1995; Angert et al., 2009; Chesson et al., 2012; Ignace et al., 2018), perennial prairie grasses (Adler et al., 2006), protist microcosms (Jiang and Morin, 2007); nectar yeast microcosms (Letten et al., 2018), and tropical trees (Usinowicz et al., 2012). To

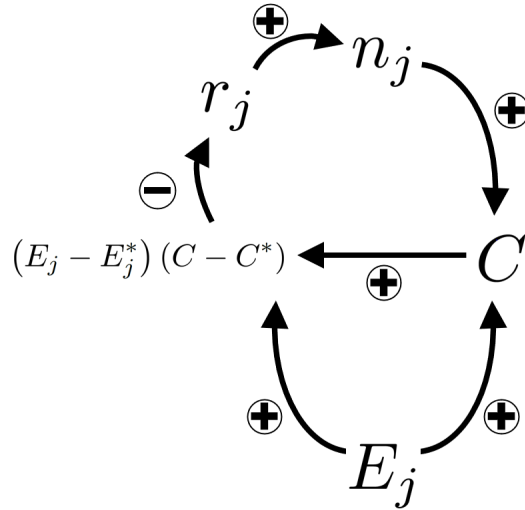


Figure 7: The storage effect. The negative feedback loop is mediated through the covariance between environment and competition. The quantity $(E_j - E_j^*)(C - C^*)$ becomes $\text{Cov}_{x,t}(E_j, C)$ when averaged across space and time (see Eq.3 and Eq.6 in Section 3). The product of fluctuations may affect the metapopulation growth rate r_j either positively or negatively through the coefficient ζ_j (see Eq.4, Section 3); here we show a negative sign, since the archetypical storage effect involves a negative interaction effect (also known as *subadditivity* or *buffering*). The species-specific response to the environment, E_j , serves two functions. 1) E_j affects C (a good environment leads to high competition), thus ensuring that the covariance term is non-zero. 2) E_j is *species-specific*, which ensures that there is an element of *specialization*. The competition parameter is generally a species-specific parameter (see Section 3), but here we drop the species-specific index to emphasize that the storage effect is about specialization on environmental states.

our knowledge, there are only three empirical studies of the spatial storage effect (Sears and Chesson, 2007; Angert et al., 2009; Towers et al., 2020), all of which involve herbaceous plants.

The storage effect has also served as the basis for several theoretical advances. The temporal storage effect can be mediated through a particular life-stage (Chesson and Huntly, 1988, autocorrelated environmental variation (Li and Chesson, 2016; Schreiber, 2021b), causally-related environmental variables, and transgenerational plasticity (Johnson and Hastings, 2022d). The storage effect can arise in a periodic environment (Loreau, 1989; Loreau, 1992; Klausmeier, 2010), which is just a special case of a temporally autocorrelated environment. From this perspective, it is easy to see how coexistence via phenology differences (Godoy and Levine, 2014; Rudolf, 2019) can be attributed to the storage effect.

The temporal storage effect can also be mediated through predation, but only if predation changes concomitantly with the the the environmental parameter. This can happen through temporal autocorrelation in the predator’s demographic rates (Schreiber, 2021a), or if predators exhibit behavioral responses to changes in prey density (Kuang and Chesson, 2010, Chesson and Kuang, 2010). Prey species can experience a negative temporal storage effect (undermining coexistence) if their predators have type 2 functional responses (Stump, 2017), such that residents can satiate their predators but invader cannot. In the absence of predator behavioral responses, we expect that the temporal storage effect due to apparent competition will generally weaker be than the storage effect due to resource competition (Chesson and Kuang, 2010; Johnson and Hastings, 2022d).

The spatial storage effect depends on a spatial covariance between environment and competition, which may arise either through sedentary life-stage (Muko and Iwasa, 2000; Snyder and Chesson, 2003) or local retention (Chesson, 2000), which generically occurs when dispersal distance is not much greater than the grain size of environmental variation (Snyder and Chesson, 2003; Snyder and Chesson, 2004). In either case, population buildup in good patches leads to high competition, thus satisfying

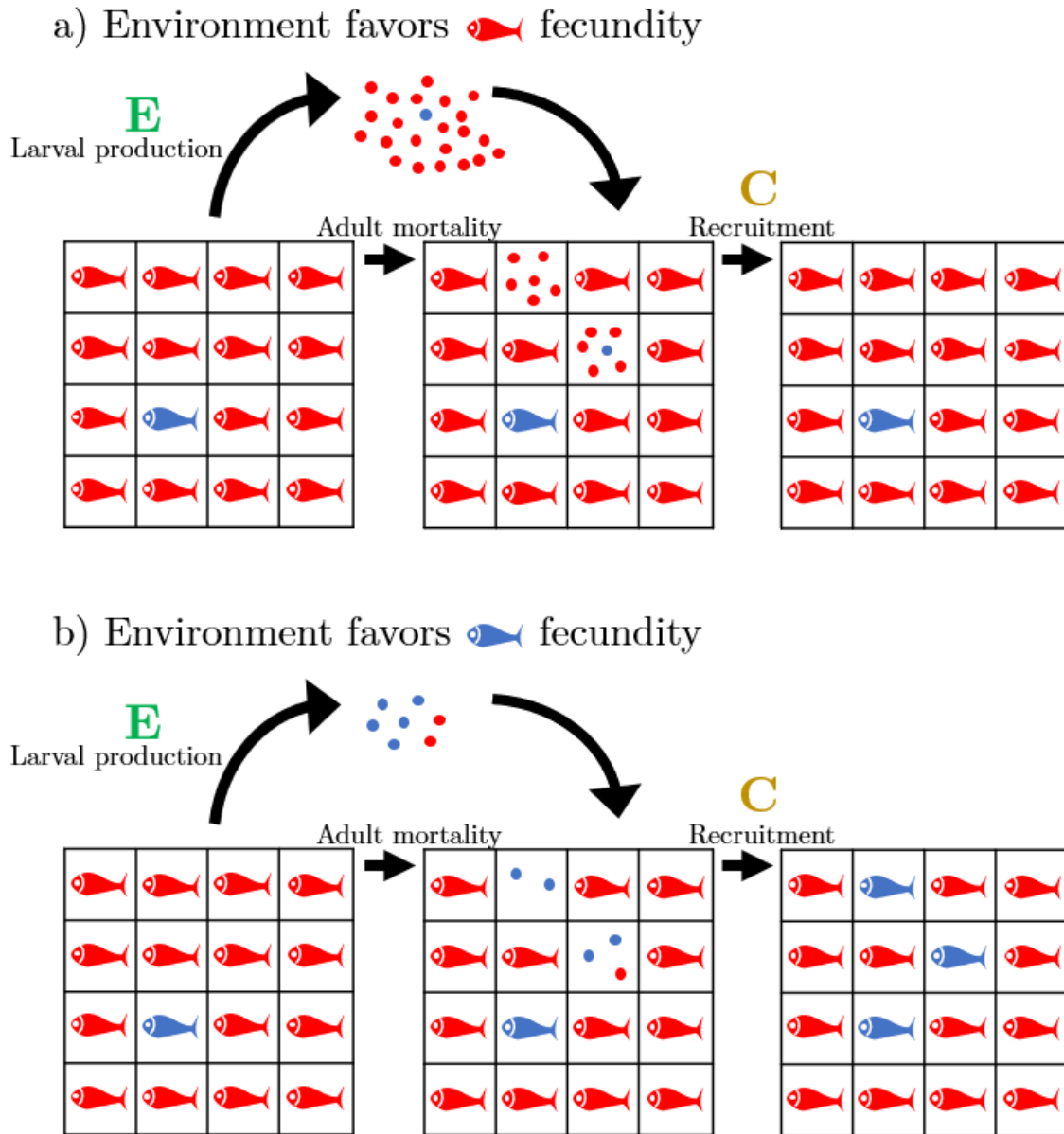


Figure 8: An illustration of the storage effect in the lottery model (from Johnson and Hastings, 2022c). *Panel a)*: For a common (red) species, a good environment (high per capita fecundity) is undermined by the competition (total larvae per empty site) that it brings about. *Panel b)*: For a rare (blue) species, a good environment does not lead to high competition. There are not many larvae produced in total because the rare species is rare, and because a good environment for the rare species is a poor environment for the common species.

ingredient #3.

Some formulas in the literature (e.g., Chesson, 1994, Eq. 81) suggest that the storage effect can allow for the coexistence of an arbitrary number of species. While the storage effect is potentially powerful, it is not uniquely powerful, nor does "an arbitrary number of species" have much practical significance. When a regulating factor is expanded to be a continuum of density-independent factors (e.g., a density-distribution of different phenotypes), then an arbitrary number of species can coexist via the linear effects of competition, $\Delta\rho_i$ (Roughgarden, 1979, p. 534). Similarly, when space is treated as a continuum of environments (and not as discrete patches), an arbitrary number of species can coexist via fitness-density covariance (Szilágyi and Meszéna, 2009). On the other hand, when there are M discrete environmental states and L regulating factors, the storage effect can only support $L \times M$ species (Miller and Klausmeier, 2017; Johnson and Hastings, 2022a).

Further, it is likely that limits set by coexistence mechanisms (Table 4) are practically irrelevant, due to the fact that other forces limit biodiversity. These include developmental/physiological constraints on extreme forms of specialization (e.g., a plant can only grow so tall without falling over); structural stability (in the mathematical sense, Gyllenberg and Meszéna, 2005); extinction-speciation balance (which putatively depends on environmental stability; Krug et al., 2009; Shiono et al., 2018); and succession towards limitation by only ground-level light (Wisheu et al., 2000; Borer et al., 2014).

4.5 $\Delta\kappa_i$: Fitness-density covariance

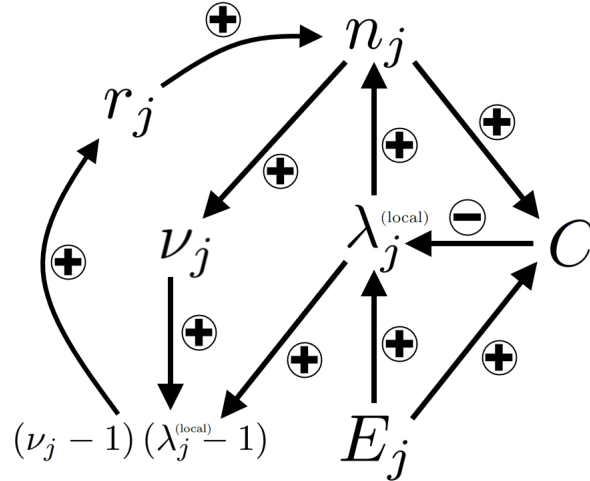


Figure 9: Fitness-density covariance. The full negative feedback loop is $n_j \rightarrow C \rightarrow \lambda_j^{(\text{local})} \rightarrow n_j \rightarrow \nu_j \rightarrow (\nu_j - 1)(\lambda_j^{(\text{local})} - 1) \rightarrow r_j \rightarrow n_j$. The local finite rate of increase is given to superscript "(local)" to help differentiate it from the metapopulation growth rate, r_j . The product of fluctuations in relative density and fitness, $(\nu_j - 1)(\lambda_j^{(\text{local})} - 1)$ becomes $\mathbb{E}_t[\text{Cov}_x(\nu_j, \lambda_j^{(\text{local})})]$ when properly averaged across time and space (see Eq.6 in Section 3). Local population growth along with the *local retention* of individuals leads to a buildup of population density in certain patches. This *local* process is represented by the subset of the feedback loop $n_j \rightarrow C \rightarrow \lambda_j^{(\text{local})} \rightarrow n_j$. Local population density affects relative density, ν_j , and local fitness, $\lambda_j^{(\text{local})}$. Then, local densities and finite rates of increase feed into the term $(\nu_j - 1)(\lambda_j^{(\text{local})} - 1)$, which affects the metapopulation growth rate r_j . This process is represented by the subset of the feedback loop $n_j \rightarrow \nu_j \rightarrow (\nu_j - 1)(\lambda_j^{(\text{local})} - 1) \rightarrow r_j \rightarrow n_j$. As in the causal diagram of the storage effect, the species-specific environmental parameter functions to imbue the negative feedback loop with some degree of specialization.

The final fluctuation-dependent mechanism, $\Delta\kappa_i$, is known as *fitness-density covariance* (also sometimes called *growth-density covariance*). This term can be interpreted as the differential ability of an

invader's individuals to end up in locations where they have high fitness (Chesson, 2000; Chesson et al., 2005; Chesson, 2012). Fitness-density covariance accounts for the tremendous potential for biodiversity that can result from the spatial partitioning of density-dependent factors. Examples include phytoplankton partitioning a light gradient in the water column (Huisman et al., 1999; Gervais et al., 2003), nesting birds partitioning tree branches (MacArthur, 1958), and plants partitioning microhabitats with different ratios of resource-supply rates (Tilman, 1982; Crozier and Boerner, 1984). Fitness-density covariance also accounts for the spatial partitioning of density-independent factors (i.e., environmental niche partitioning), the competition–colonization trade-off, and heteromyopia.

We can immediately see that $\Delta\kappa_i$ contains enormous complexity in a simple formula: relative density is the outcome of a multi-generational interplay between dispersal and local growth, and "fitness" itself can be decomposed into many parts (see Eq.6). To get a better grasp on this complexity, we will look at several scenarios that do not lead to fitness-density covariance, followed by several scenarios that do.

First, consider a landscape with a homogeneous environment. If per capita growth rates decrease with population density, then chance fluctuations in relative density will generate a negative $\text{Cov}_x(\nu_j, \lambda_j)$ (Lloyd and Dybas, 1966; Lloyd, 1967; Matsuda et al., 1992). However, if there are no systematic differences between species, an invader will quickly attain the same spatial correlations as the resident, resulting in $\Delta\kappa_i = 0$ (Chesson, 1991). On the other hand, $\Delta\kappa_i$ will be positive if individuals aggregate semi-independently across space, as will occur naturally for invaders with herding, swarming, and/or mate-finding behavior. This scenario demonstrates that environmental niche differences are not necessary for coexistence, but that niche differences of some kind — whether they be environmental or behavioral — are still required.

Second, consider a landscape with a heterogeneous environment which is inhabited by organisms that have complete information, can disperse at no cost, and do not exhibit interference competition. Here, residents will attain the *ideal free distribution* (Fretwell, 1969): the spatial distribution of a resident s where fitness is constant at $\lambda_s = 1$ across the landscape. If the invader has environmental niche differences, it will concentrate in its best patches without increasing competition, thus producing a positive $\Delta\kappa_i$. If the invader has the same environmental niche as the resident, then $\Delta\kappa_i$ equals zero. This scenario demonstrates that fitness-density covariance is not merely a measure of how good species are at actively dispersing to "good" patches. Since the local fitness of a patch depends on the number of competitors in that patch, the ability to *end up* in location with high fitness is inextricably tied to abundance.

For our final no-coexistence scenario, consider a heterogeneous environment with organisms that exhibit *widespread dispersal*: in each time-step, all individuals disperse and rain uniformly across the landscape. Here, relative density is the same in every patch, and thus fitness-density covariance is zero.

What does generate a positive $\Delta\kappa_i$? Environmental niche differences, environmental heterogeneity, and local retention naturally engender a positive fitness-density covariance. A good environment for a resident leads to a buildup of resident individuals, but a good environment for an invader does not lead to a buildup of invader individuals. This asymmetry leads to reduced fitness for residents in high density patches, which translates to a positive $\Delta\kappa_i$. This whole process can also generate a storage effect if the interaction effect between environment and competition is non-zero (see Section 4.4). As Chesson (2000) points out, variation in relative density can generate a positive covariance between environment and competition, even if a negative covariance would be attained in the absence of density variation.

Fitness-density covariance accounts for the coexistence of competitors in patches with varying resource supply rates (Chase and Leibold, 2003, ch. 6). Resources in different patches can be treated (mathematically) as separate regulating factors (Levins, 1974; Szilágyi and Meszéna, 2009). Alternatively, this process can be thought of as a special case of the environmental niche partitioning described in the previous paragraph, where the spatially fluctuating resource supply point *is* the environmental parameter E_j . Even though E_j is typically a demographic parameter that directly affects some focal species (e.g., the probability of germination), E_j can just as easily directly affect the regulating factors (for an example, see Appendix 8.2).

Fitness-density covariance also accounts for two previously proposed explanations for coexistence:

the *competition-colonization trade-off* (Skellam, 1951; Levins and Culver, 1971) and *heteromyopia* (Murrell and Law, 2003). In the competition-colonization trade-off, the superior colonizer has a positive $\Delta\kappa_i$ (Shoemaker and Melbourne, 2016) because it ends up in recently disturbed patches which are devoid of competitors. In the case of heteromyopia — the phenomenon where intraspecific competition occurs over longer distances than interspecific competition — intraspecific competition lowers the residents' density, creating small holes in the landscape. The invader settles into these holes and only competes strongly with a few conspecific in the near vicinity, resulting in a positive $\Delta\kappa_i$ (Snyder, 2008).

Another way to understand fitness-density covariance is to understand how it differs from other coexistence mechanisms. The spatial storage effect and fitness-density covariance seem inextricably related, since they both arise readily in models with environmental niche differences, environmental heterogeneity, and local retention. However, we can tease out differences just by looking at the mathematical definitions of the two coexistence mechanisms (Eq.12 & Eq.13). For one, the spatial storage effect requires spatial variation in the environment, whereas fitness-density covariance does not. Species may have biased dispersal based on sensory preferences of environmental conditions that otherwise do not affect growth rates (Barabás et al., 2018, Appendix S5); this is "no environmental variation" in the technical sense that there is no varying demographic parameter than affects the local finite rate of increase.

A fitness-density covariance can potentially emerge in a truly homogeneous environment if species engage in aggregating behavior (e.g., swarming, schooling, herding, "natal homing"). It is quite possible that such behavior will generate a positive fitness-density covariance: the clustered resident individuals experience lower fitness λ (via increased competition), but continue to aggregate because there is an individual-level fitness benefit for doing so. However, aggregating behavior could also lead to a negative fitness-density covariance. If aggregation is strong enough, invader populations can be regionally rare but locally abundant, thus eliminating a rare-species advantage. Alternatively, aggregation can have positive fitness consequences (e.g., increased mating-finding ability, group-level vigilance) such that the residents benefit on-net.

Even in the face of environmental heterogeneity, there are still notable differences between the spatial storage effect and fitness-density covariance. In Appendix 8.1 we derive expressions for both coexistence mechanism in an arbitrary model with two species, permanent spatial heterogeneity, and dispersal. When species are identical except for their responses to the environment, we find that

$$\Delta I = \frac{qN_0^*\alpha^{(1)}}{1 - q(\theta N_0^*\beta^{(1)} + 1)} [\zeta\sigma^2(\phi - 1)], \text{ and} \quad (14)$$

$$\Delta\kappa = \frac{qN_0^*\alpha^{(1)}}{1 - q(\theta N_0^*\beta^{(1)} + 1)} \left[\frac{q}{1 - q} 2\alpha^{(1)}\theta\beta^{(1)}\sigma^2(\phi - 1) \right]. \quad (15)$$

All of the symbols are described in Table 2 and Appendix 8.1; but notably, σ^2 is the variance in the environmental parameter E_j ; ϕ is the spatial correlation between the two species' environmental parameters; ζ is the interaction effect between environmental and competition; and q is the local retention fraction (a $(1 - q)$ fraction of individuals disperse after each time-step).

Both the spatial storage effect and fitness-density covariance are proportional to $q \times \sigma^2 \times (1 - \phi)$, respectively representing local retention, environmental heterogeneity, and spatial niche differences. Under these conditions, fitness-density covariance is all but inevitable, whereas the spatial storage effect depends on there being a substantial interaction effect ζ . This may explain why some simple spatial models produce fitness-density covariance but not the spatial storage effect (e.g., Amarasekare and Nisbet, 2001; Moko and Iwasa, 2000).

Another notable difference is that the spatial storage effect is proportional to $q/(1 - q)$, whereas fitness-density covariance is nearly proportional to $(q/(1 - q))^2$, which is very large when the local retention q is large. The discrepancy occurs because the density of a species is proportional to $q/(1 - q)$; in turn, the density of species is only proportional to competition (which shows up in the spatial storage effect), but is proportional to both relative density ν and fitness λ (the product of which shows up in fitness-density covariance). This may explain Shoemaker and Melbourne's (2016) finding that fitness-

density covariance is more important than the spatial storage effect: the authors used large retention fractions ($q \approx 0.9$).

It has been argued that the spatial storage effect "seems to be inevitable under realistic scenarios" (Chesson, 2000), and that "...space itself is often the bet-hedging strategy that generates storage ..." (Barabás et al., 2018). However, we believe that these statements are over-generalizations from particular versions of the lottery model and annual plant model, where spatially-fluctuating fecundity automatically generates an interaction effect ζ_j . However, with a slight tweak to these models, we see exactly the opposite: when survival fluctuates instead of fecundity, the interaction effect is automatically zero. The spatial storage effect may indeed be prevalent in nature, but it is by no means inevitable (see Towers et al., 2020), and is likely to be less widespread than fitness-density covariance.

5 Other topics in Modern Coexistence Theory

We have already discussed how Modern Coexistence Theory (MCT) is able to relate real coexistence to simple explanations for coexistence (see Fig. 1 in Section 1). However, there remain a number of specific topics in MCT that ought to be expounded on. Some topics have been the subject of mild controversy in the MCT community; other topics have not been adequately addressed or may otherwise be confusing to newcomers. Here, we discuss these topics and attempt to provide insight when possible.

5.1 How do coexistence mechanisms correspond to explanation for coexistence

In Section 4, we argued that coexistence mechanisms correspond to different classes of simple explanations for coexistence. But why does this work? What counts as a explanation for coexistence, and how is that reflected in the mathematical definitions of coexistence mechanisms.

Historically, mathematical explanations for coexistence have centered around the idea of *specialization* or trade-offs or ecological differentiation. To give one example, "...each species must consume *proportionately* more of the resource that more limits its growth" (Tilman, 1982, p. 96; emphasis added). The word "proportionately" insinuates a comparison of multiple species, and this is born-out in both the the mathematical and graphical conditions for coexistence (Tilman, 1982, p. 77). At the same time, verbal/textual explanations often focus on the idea of a *rare-species advantage*. For instance, one may explain resource partitioning by saying "when a species falls to low density, the resource on which it specializes will become more abundant, thus increasing the focal species' per capita growth rates".

In the coexistence mechanisms of MCT, the rare-species advantage is captured by the invasion growth rate, and the notion of specialization is captured by the invader–resident comparison. However, the invader–resident comparison not only captures the notion of the specialization, but also intrinsic differences between species that are not relevant for coexistence. For example, consider the two species the two-species Lotka-Volterra model with the per capita growth rate $r_j = b_j(1 - \alpha_{j1}n_1 - \alpha_{j2}n_2)$. The parameters b_j have no bearing on coexistence (the condition for coexistence is $\alpha_{12}/\alpha_{22} < 1 < \alpha_{11}/\alpha_{21}$), yet can greatly modulate the values of coexistence mechanisms. To correct for these sorts of between-species differences, we may re-scale resident growth rates.

5.2 Scaling factors

The conventional way to re-scale resident growth rates is with the so-called scaling factors, a measure of the residents' relative sensitivity to competition (defined by Chesson, 1994, Eq.24). The scaling factors have been the source of much confusion, as they 1) were introduced without an explicit justification, 2) are not unique when there are more residents than regulating factors, and 3) can be very difficult to compute (see Ellner et al., 2016, SI.5).

The purpose of the scaling factors is to cancel the linear density-dependent effects, $\Delta\rho_i$. As we argue in Johnson and Hastings (2022b), this can be useful in certain theoretical studies, but it is not recommended for quantifying coexistence mechanisms in real communities. In their quest to cancel

$\Delta\rho_i$, the scaling factors can dramatically modulate other coexistence mechanisms. This "collateral damage" can lead to incorrect inferences about how species are coexisting.

There are several alternatives to the scaling factors (Johnson and Hastings, 2022b). The two best options are *the simple comparison*, and *speed conversion factors*. The simple comparison, first suggested by Ellner et al. (2016), gives a weight of $1/(S - 1)$ to each resident (recall that $S - 1$ is the number of resident species). The simple comparison has the effect of weighting each resident equally, but giving the same total weight to the low-density state (i.e., the invader) and the high density state (i.e., the sum of residents).

For an invader i and resident s , the speed conversion factor method scales resident growth rates by $(a_i/a_s) \times 1/(S - 1)$, where a_j is the reciprocal of the generation time of species j . The speed conversion factors hypothetically convert the residents' population-dynamical speed to that of the invader, in an attempt to correct for intrinsic differences between species that are not relevant for coexistence. In the Lotka-Volterra example provided in the previous section, the speed conversion factors should eliminate the speed parameters, b_j , from all coexistence mechanisms. The speed conversion factors are recommended when species have dissimilar generation times.

5.3 Exact coexistence mechanisms

Different expositions of MCT have given subtly different definitions of coexistence mechanisms. In some papers (e.g., this paper; Barabás et al., 2018), coexistence mechanisms are derived via a Taylor series expansion of the function $g_j(E_j, C_j)$ (Section 3). Because the truncated Taylor series only approximates the per capita growth rate, this approach results in coexistence mechanisms do not sum exactly to the invasion growth rate. We call these the *small-noise coexistence mechanisms*, because their accuracy as approximations depend on the technical assumption of small environmental noise.

In other papers (e.g., Chesson, 1994), coexistence mechanisms are derived by first performing a coordinate transformation to the so-called *standard parameters*, which represent the main effects of the environment and competition on per capita growth rates. They are defined as $\mathcal{E}_j = g_j(E_j, C_j^*)$ and $\mathcal{C}_j = g_j(E_j^*, C_j)$, where E_j^* and C_j^* are the *equilibrium parameters* (i.e., $g_j(E_j^*, C_j^*) = 1$). This approach results in coexistence mechanisms that sum exactly to invasion growth rate. Fittingly, we call these *exact coexistence mechanisms*.

For reasons that are not entirely clear, authors have mixed small-noise coexistence mechanisms and exact coexistence mechanisms together in the same mathematical expression (e.g., Barabás et al., 2018, Eq.19; Chesson, 1994, Eq. 19–22). While the two types of coexistence mechanisms are equivalent in the limit of small environmental noise, users of MCT should be aware that they are distinct mathematical objects. A clear delineation between the small-noise and exact coexistence mechanisms is presented by Johnson and Hastings (2022a).

What are the pros and cons of the two types of coexistence mechanisms? There are several situations in which small-noise coexistence mechanisms are useful. First, small-noise coexistence mechanisms are easier to compute, which may be a relevant consideration when computing coexistence mechanisms for many draws from a bootstrap or posterior distribution of model parameters. Second, small-noise coexistence mechanisms have proven useful in theoretical work: in simple models, the small-noise coexistence mechanisms sometimes permit analytical expressions of coexistence mechanisms. Finally, the small-noise coexistence mechanisms could be more interpretable than the exact coexistence mechanisms. For example, the small-noise storage effect contains the covariance term $\text{Cov}_{x,t}(E_j, C_j)$, which succinctly captures the idea that a good environment can lead to high competition. The exact storage effect, on the other hand, contains higher-order Taylor series terms, such as $\mathbb{E}_{x,t}[(E_j - E_j^*)^2(C_j - C_j^*)]$. If positive, this term implies that a small environmental fluctuation (whether negative or positive) leads to less competition than large environmental fluctuations. This relationship seems far less general and wholly separate from the idea that a good environment leads to high competition. In other words, the exact coexistence mechanism captures some growth that we cannot identify with the archetypal textual explanation for coexistence via the storage effect; it is in this sense that exact coexistence mechanisms may have less *face validity* than small-noise coexistence mechanisms.

Of course, the main boon of the exact coexistence mechanisms is that they sum exactly to the invasion growth rate. In practice, there can be a substantial difference between the true invasion

growth rate and the sum of small-noise coexistence mechanisms (Johnson and Hastings, 2022b, Tables 1-4). We leave it to reader to decide which type of coexistence mechanism is more useful for their purposes.

5.4 The mutual invasibility criterion doesn't work

In our view, the greatest barrier to MCT's usage as an empirical tool is the unclear relationship between coexistence and invasion growth rates. The classic way to connect these constructs is the *mutual invasibility criterion*, which states that coexistence occurs when each species (in a community of S species) has a positive invasion growth rate in the context of the limiting dynamics of the $S - 1$ resident species. But what if $S - 1$ residents cannot persist in the absence of the invader species (say, because of mutualism or intransitive competition)? What if a species experiences a strong allee effect and has a negative invasion growth rate, despite being able to persist under normal conditions? These issues render the mutual invasibility criterion (in general) neither necessary nor sufficient for coexistence. One solution is to integrate MCT's partition of the invasion growth rate with the Hofbauer criterion for coexistence (Eq.1), which is a sufficient condition for a type of global stability. For reasons discussed in Section 2.5, it is not obvious how this would be accomplished.

A temporary solution, though perhaps unsatisfactory, is to use invasion growth rates and coexistence mechanisms heuristically. That is, we may claim that the mechanisms by which a species invades one community (even if the community contains less than $S - 1$ residents) are probably the same mechanisms which allow persistence in the full community. We may also claim that allee effects appear to be rare in the real world (Myers et al., 1995; Gregory et al., 2010; Sugeno and Munch, 2013), and that mutualisms, though common in the real world (Risch and Boucher, 1976; Bronstein, 2015, p. 4), are ritually ignored or abstracted away for tactical reasons (Mittelbach, 2019, p. 164). Intransitive competition appears to be weak in real world (Godoy et al., 2017; Friedman et al., 2017), although there is a dearth of evidence overall. In light of these tenuous generalizations, it seems reasonable to say that invasion growth rates and coexistence mechanisms give *some* indication about how species are coexisting.

5.5 Measuring the invasion growth rate in models with finite populations

MCT assumes that species have varying densities, but an infinite number of individuals (see Section 2.2). Of course, infinite populations don't exist, but calculating the exact invasion growth rate in an approximate scenario (i.e., an infinite-population model) is equivalent to finding an approximate invasion growth rate in an actual scenario (i.e., a finite-population model). Infinite population dynamics will approximate finite-population dynamics when the invader's density is low enough to not affect any species' per capita growth rate, but high enough that demographic stochasticity can be ignored and that the probability of stochastic extinction is negligible. In such a scenario, the sign of the invasion growth rate will perfectly predict whether the invader will recover from rarity, at least in the medium-term (the "resident strikes back" is possible in the long-term; Fig. 2). However, it seems unlikely that environmental shocks/perturbations/disturbances will push the invader to this "goldilocks zone" of population density, but no farther. When perturbations severe enough for stochastic extinction to become a possibility, the invasion growth rate no longer perfectly predicts population recovery. Still, a positive invasion growth rate is necessary for a non-zero probability of recovery (Schreiber et al., 2011).

In models with finite populations, one can still measure an invasion growth rate by pretending that stochastic extinction is impossible. The general strategy is to perturb the invader to low density, and then wait for the ecological system to attain its limiting dynamics. Here, the "ecological system" includes all variables that may influence the invasion growth rate, including internal variables (e.g., resident densities, resource concentrations), external variables (e.g., temperature, density-independent fluctuations in fecundity) and the internal structure of the invader population (e.g., the quasi-steady spatial distribution, the stable age distribution), as discussed in Section 2.2. If the invader becomes too abundant, such that it significantly affects the residents' population dynamics on the regional scale, then the simulation is terminated and the whole process may be restarted if more simulation

data is needed. If any of the species go extinct, then the simulation may be restarted with initial conditions equal to the state of a parallel simulation (this is known as the Fleming Viot Algorithm; Ferrari and Maric, 2007; Blanchet et al., 2016), or a past state from an archive of the current simulation (Groisman and Jonckheere, 2012). For more information on measuring invasion growth rates, including computational tricks for specific classes of models, see Section 4 in Johnson and Hastings (2022a).

5.6 The probability of invasion increases monotonically with the invasion growth rate

The term "fitness" has had many uses (Dawkins, 1982, Ch. 10), but contemporary use of the word — whether in population genetics, ecology, or ethology — is about predicting medium-term success. In the short-term, bad weather could be a temporary setback; this is why fitness is often measured as a temporal average or geometric mean in variable environments. In the long term, everything (e.g., populations, alleles, lineages) goes extinct; this is why the infinite-population assumption (Section 2.2) can be useful: it precludes stochastic extinction and thus allows an asymptotic analysis of coexistence. When stochastic extinction is a possibility, invasion is neither impossible nor certain. In this context, it makes sense to define fitness as the probability of fixation (Proulx and Day, 2002). Note that in ecology, fixation does not mean replacing other species, but rather hitting some high target population density. For our purposes, we may treat the *probability of fixation* and the *probability of invasion* as equivalent, since the two are nearly equal if invasion does not "reverse course" (i.e., the *resident strikes back* phenomenon; Mylius and Diekmann, 2001). To see this, consider X individuals whose lineages each have probability Q of eventual extinction. Because the individuals of a rare species are independent, the probability of fixation for the whole population is $1 - Q^X$. This formula shows that once the population invades to a moderate X , fixation is nearly certain.

Interestingly, the probability of invasion is closely related to another common measure of invasion: the geometric mean of the finite rate of increase. For a single realization of a stochastic model, the geometric mean of the finite rate of increase is either zero or one in the medium-term: either the population goes extinct (the geometric mean is zero), or it attains its typical abundances and fluctuates around that zone of abundance for a very long time (the geometric mean is one). The expectation (across realizations of a stochastic process) of the medium-term geometric mean is thus equivalent to the probability of invasion. To our knowledge, this relationship has not yet been noted in the literature.

How is the invasion growth rate related to the probability of invasion? To answer this question, we introduce a simple stochastic differential equation,

$$dN = A N dt + \sigma_D N dW_D + \sigma_E N^2 dW_E, \quad (16)$$

where N is population abundance, A is the (arithmetic) mean per capita growth rate, σ_D is the coefficient of demographic stochasticity, σ_E is the coefficient of environmental stochasticity, dt is the infinitesimal time-step, and finally, dW_D and dW_E are increments of independent Wiener processes.

This simple SDE, with its constant coefficients, represents a linearization of population dynamics about some low abundance. Approximating the probability of fixation can be reduced to second-order linear differential equation (Karlin and Taylor, 1981, ch. 15.3). In the supplementary *Mathematica notebook*, `prob_fix.nb` (https://github.com/ejohnson6767/MCT_review), we show that for a species at low density N , the probability of fixation is

$$Pr(\text{invasion}) \approx N \frac{2A - \sigma_E^2}{\sigma_D^2 + \sigma_E^2}. \quad (17)$$

The quantity $A - \sigma_E^2/2$ is precisely the geometric average growth rate (Braumann, 2007), which we know better as the invasion growth rate, $\mathbb{E}_t[r]$.

Multiple studies (reviewed by Lande et al., 2003, Table 1.2) have found that $\sigma_D \gg \sigma_E$. Similarly, an analysis of the Global Population Dynamics Database found evidence that demographic stochasticity has detectable effects on large populations (Reed and Hobbs, 2004). These studies have limitations (respectively, only a handful of species, simple models without observation error), but they suggest

that we may approximate the probability of fixation as

$$Pr(\text{invasion}) \approx N \frac{2\mathbb{E}_t[r]}{\sigma_D^2}. \quad (18)$$

Here, we see that the probability of fixation from low density increases linearly with the invasion growth rate. For convenience we may call the quantity $2\mathbb{E}_t[r]/\sigma_D^2$ the *per capita probability of invasion*.

5.7 Does the magnitude of invasion growth rates matter, or just the sign?

Pande et al. (2020) published a paper titled "Mean growth rate when rare is not a reliable metric for persistence of species", where they argued that the sign of the invasion growth rate, but not the magnitude, is an important measure of persistence. To emphasize this point, they give examples where the mean time to extinction decreases as the invasion growth rate increases.

We agree with Pande et al. (2020) that the magnitude of the invasion growth rate does not matter as much as the *sign* of the invasion growth rate, since a positive invasion growth rate is a necessary condition for coexistence in the face of large perturbations (Schreiber et al., 2011). However, as shown in the previous section, the magnitude of the invasion growth rate is not irrelevant.

If one cares about whether a specific group of individuals will invade, then the magnitude of the invasion growth rate is a relevant metric. If one cares about whether an extirpated population will become reestablished eventually, then the sign of the invasion growth rate is the relevant metric. The unconditional probability of invasion in any given time-frame, or related measures such as the expected time to invasion, will depend on factors for which we do not usually have good data. For example, the time to fixation will depend on the rate of immigration. Less obviously, fixation depends on whether immigrating individuals arrive sequentially or in groups (Haccou and Iwasa, 1996).

5.8 Does the magnitude of coexistence mechanisms matter?

Pande et al. (2020) have claimed that "In the presence of stochastic environmental fluctuations, a contribution to [the invasion growth rate] is not necessarily a contribution to persistence. Therefore, one cannot quantify the contribution of a certain mechanism to persistence by comparing the value of [the invasion growth rate] in the presence and in the absence of this mechanism...". This claim was correctly rebutted by Ellner et al. (2020): the magnitude of the coexistence mechanisms does matter, since the magnitudes illustrate the degree to which different mechanisms contribute to the positivity of an invasion growth rate. For instance, if both relative nonlinearity is equal to 0.1 and the storage effect is equal to 0.2, then we would say both coexistence mechanisms are responsible for coexistence, but that the storage effect is more responsible.

To add more nuance to the conversation, we comment that what really matters is the relative magnitude of the coexistence mechanisms, a quantity which can be obtained by dividing coexistence mechanisms by the absolute value of the invasion growth rate. This idea of "relative contributions to the sign of the invasion growth rates" suggests a novel way of calculating community average coexistence mechanisms (read on to Section 5.9).

A naive counterfactual or "but for" analysis (Moore, 2019) is not an appropriate method for determining the importance of coexistence mechanisms. That is, it is not legitimate to say that the storage effect is the only important coexistence mechanism if it is the only mechanism whose absence would result in a negative invasion growth rate, nor is it legitimate to say that relative nonlinearity and the storage effect are necessarily equally important if the absence of either mechanism would result in a negative invasion growth rate. We want to know if coexistence mechanisms are *causal factors*, and a causal factor is a *Necessary Element of a Sufficient Set* (the NESS test for causation; Wright, 1985; also see Mackie, 1980). A set of several (positive) coexistence mechanisms constitute such a sufficient set (i.e., the invasion growth rate would be negative, had all the mechanisms in the set been zero), even if some mechanisms are strong enough to bring about coexistence on their own (see Wright, 1985, p. 1793–1795).

5.9 Community-average coexistence mechanisms

It is a common practice in MCT to divide each coexistence mechanism by the *sensitivity to competition*, $|\beta_i^{(1)}| = \left| \frac{\partial g_i(E_i^*, C_i^*)}{\partial C_i} \right|$ (see Eq.4). The rationale is that dividing by $|\beta_i^{(1)}|$ is like correcting for between-species differences in population-dynamical speed (Chesson, 2018), a variable that greatly modulates the values of coexistence mechanisms but is typically not relevant to coexistence. The correspondence between $|\beta_i^{(1)}|$ and population-dynamical speed is not guaranteed, but it just so happens that $|\beta_i^{(1)}|$ is the reciprocal of generation time in the two seminal models of MCT (the lottery model and the annual plant model; Chesson, 1994).

This scaling enables a better comparison of species with slow and fast life-cycles. It is also often used in the calculation of *community-average coexistence mechanisms* (Chesson, 2003; Barabás et al., 2018). For instance, the community-average storage effect is usually defined as

$$\overline{\left(\frac{\Delta I}{\beta^{(1)}} \right)} = \frac{1}{S} \sum_{i=1}^S \frac{\Delta I_j}{|\beta_i^{(1)}|}. \quad (19)$$

While this scaling of coexistence mechanisms is not without merit, it does not fully respect the fact the sign of the invasion growth rate is what determines eventual persistence (see Section 5.7). Our suggestion is that when making cross-species comparisons or averages of coexistence mechanisms, all the coexistence mechanisms of species i should be divided by the invasion growth rate, $\mathbb{E}_t[r_i]$, to give the average relative importance of a mechanisms. For instance, $\Delta I_i/|\mathbb{E}_t[r_i]|$ is the quantity that best answers the question "What fraction of the ability of species i to persist can be attributed to the storage effect?". With this scaling, the community-average storage effect becomes

$$\overline{\left(\frac{\Delta I}{|\mathbb{E}_t[r]|} \right)} = \frac{1}{S} \sum_{i=1}^S \frac{\Delta I_j}{|\mathbb{E}_t[r_i]|}. \quad (20)$$

Community-average coexistence mechanisms tell us how different mechanisms benefit rare space *in general*. If positive, the coexistence mechanism generally uplifts all species. If negative, the mechanism is generally destabilizing; in models without allee effects, mutualisms, or knock-on extinctions, a negative community-average coexistence mechanism is evidence of *priority effects*, which are classically presented in a Lotka-Volterra framework (Amarasekare, 2012), but may be mediated through fluctuation-dependent coexistence mechanisms (Chesson, 1988; Schreiber, 2021b; Schreiber, 2021a).

5.10 Other measures of persistence/coexistence

Invasion growth rates are the not the only way to measure stability/persistence, though we will argue that the alternatives are not empirically relevant. In the last couple decades, various authors have used measures of persistence/stability which are related to extinction times, including the mean time to extinction (MTE; Grimm and Wissel, 2004; Schreiber, Levine, et al., 2018), the quasi-potential (Nolting and Abbott, 2016), and the scaled logarithm of the mean time to extinction (Pande et al., 2020; Dean and Shnerb, 2020). There are a number of reasons why these measures are attractive: 1) Theoretical work has shown that the mean time to extinction (MTE) should be long for established populations (Lande, 1993; Faure and Schreiber, 2014; Grimm and Wissel, 2004; Kamenev et al., 2008; Meerson and Sasorov, 2011). If we ignore the possibility of an early extinction for a population below its carrying capacity, the negligible length of the growth phase (the time it takes to reach carrying capacity) relative to the length of the stationary phase (the time it takes an established population to go extinct) means that effectively, MTE does not depend on initial conditions. 2) Directly operationalizing the folk-definition of coexistence — "species co-occurring for a long time" — would require us to define "a long time". Such a straightforward approach has been used unabashedly in the population viability analysis literature (Shaffer, 1981), but we imagine that defining a "long time" feels uncomfortably subjective to some. 3) The MTE can be calculated with well-known mathematical tools (Karlin and Taylor, 1981, ch. 15.3, Assaf and Meerson, 2010; Chow and Buice, 2015), thus circumventing the need

for extensive simulations. 4) An asymptotic analysis allows the complete distribution of extinction times to be derived from the MTE (Masoliver, 2018, p. 253).

Although the MTE and related measures have led to insights in theoretical work, they empirically irrelevant because they cannot be estimated with any reasonable degree of accuracy. First, current estimates of model parameters will not be predictive of population dynamics on the long time-scales implied by MTE calculations (Beissinger and Westphal, 1998). Secondly, it is possible that many extinctions/extirpations are caused by catastrophes (Mangel and Tier, 1994), which cannot be effectively modelled due to data limitations. There are empirical and theoretical reasons to believe that catastrophes — also known as 'black swan' events (Tal, 2007; Anderson et al., 2017) or events from a fat-tailed distribution — are common on long time-scales but cannot be detected or estimated on short time-scales. A meta-analysis of the Global Population Dynamics Database estimated that only 3–5% of animal populations experienced catastrophes, but that the probability of occurrence increased with time-series length. In addition, one can never know definitively that a distribution does not have fat-tails (Taleb, 2020, ch. 3.4), and showing that a distribution does have fat-tails can require thousands of data points (Weron, 2001).

5.11 Variation is both stabilizing and destabilizing

Several papers have shown that the mean time to extinction (MTE) is a uni-modal hump-shaped function of environmental variability, with the maximum MTE attained at intermediate levels of variability (Adler and Drake, 2008; Pande et al., 2020). This research demonstrates that variation has both stabilizing and destabilizing effects on persistence: increasing levels of variation can increase the fluctuation-dependent coexistence mechanisms (ΔI_i , ΔN_i , and $\Delta \kappa_i$). But, variation increases the magnitude of deviations from equilibrium, eventually increasing the probability of stochastic extinction.

These two forces were not synthesized mathematically until recently (Dean and Shnerb, 2020), most likely because they are most demonstrable in different types of models. Multi-species models of competition demonstrate that variability can enhance the invasion growth rate (Armstrong and McGehee, 1976; Chesson and Warner, 1981); single-species models often show the opposite phenomenon (Lewontin and Cohen, 1969; Boyce, 1992). But single-species models demonstrate that variability increases the probability of stochastic extinction (Lande, 1993; Kamenev et al., 2008), whereas multi-species model are not analytically tractable in this context (Assaf and Meerson, 2017, Section VII).

Both temporal and spatial variability can enhance the invasion growth rate via the fluctuation-dependent coexistence mechanisms (of course, fluctuations can decrease the invasion growth rate too, depending on the particular model). However, unlike temporal environmental variability, spatial environmental variability tends to *decrease* the probability of metapopulation extinction (Matthews and Gonzalez, 2007; Schreiber, 2010). To see this, note that environmental heterogeneity will (all else being equal) lead to a few high quality patches; and that, in the limit of small dispersal, the MTE of the metapopulation is determined by the MTE in the highest-quality patch (Khasin et al., 2012, Eq.14). As dispersal increases, the MTE smoothly transitions from this high MTE to a MTE corresponding to the spatial average of habitat quality: the exact same MTE that we would expect in the absence of environmental heterogeneity. Therefore, environmental heterogeneity leads to an elevated MTE, except in the limiting case where typical dispersal distances are much greater than the grain size of environmental variation.

The persistence-hindering effects of spatial variation only emerge in the face of large disturbances: occasional catastrophes that extirpate an entire patch, inducing classical metapopulation dynamics (Levins, 1969). If spatial variation is severe enough that certain patches are uninhabitable, then it becomes more difficult for populations to percolate across a landscape (Fahrig, 2001; Dewhurst and Lutscher, 2009), thus reducing the effective recolonization rate and increasing the risk of metapopulation extinction. If, on the other hand, the primary risk to the metapopulation is a pathogen that spreads across the landscape, then environmental heterogeneity can reduce the risk of metapopulation extinction (Hess, 1994).

5.12 Autocorrelation is both stabilizing and destabilizing: the paradox of the plankton revisited

Much like environmental variability, environmental autocorrelation has both negative and positive effects on persistence, such that the MTE is a humped-shaped function of autocorrelation. As autocorrelation increases, so too does the covariance between environment and competition, potentially leading to a large storage effect (Li and Chesson, 2016; Schreiber, 2021b). However, in the limit of strong autocorrelation, extinction is inevitable once the environment wanders into a regime where low-density growth rates are negative (Kamenev et al., 2008).

Environmental autocorrelation plays a crucial role in Hutchinson’s (1961) own solution to *the paradox of the plankton of the plankton* (Table 6). Hutchinson conjectured that if the time to competitive exclusion, t_c , was much less than than the time to environmental change, t_e , then the community would behave as if in a constant environment, and the inferior competitor (in the context of the environmental variable’s initial condition) is excluded. Conversely, Hutchinson argued that if t_c was much greater than t_e , then the community behaves as if at an equilibrium defined by the average environment (nonlinear averaging notwithstanding). The idea is that individuals live longer than the timescale of environmental change, so they do not "feel" particular environmental states, but rather average over them. Here, there is still a single effective regulating factor, so the competitive exclusion principle for stochastic environments applies (Chesson and Huntly, 1997; Johnson and Hastings, 2022a; Hening and Nguyen, 2020). It is only when the timescales of competitive exclusion and environmental change are commensurable (i.e., $t_c \approx t_e$) that coexistence can be attained.

Table 6: Hutchinson’s solution to the paradox of the plankton. t_c =time to competitive exclusion/ t_e = time for significant change in the environment. The table is made in the likeness of Table 1 in Li and Chesson (2016). The predictions are reproduced verbatim from Hutchinson (1961), except for formatting and punctuation.

Scenarios	Prediction	Mechanism
$t_c \ll t_e$	Competitive exclusion at equilibrium complete before the environment changes significantly	Competitive exclusion in a functionally constant environment (thanks to time-scale separation; MacArthur, 1970; Gunawardena, 2014; Kuehn, 2013). Extinction occurs in finite-time due to finite population sizes.
$t_c \approx t_e$	No equilibrium achieved	The storage effect via environmental autocorrelation; Li and Chesson, 2016; Schreiber, 2021b
$t_c \gg t_e$	Competitive exclusion occurring in a changing environment to the full range of conditions to which individual competitors would have to be adapted to live alone	The environment changes so quickly that there is no covariance between environment and competition, and therefore there is only one effective regulating factor (e.g., nitrogen concentration); the competitive exclusion principle for stochastic environments (Hening and Nguyen, 2020) applies here.

Li and Chesson (2016) argue that Hutchinson’s explanation for coexistence when $t_c \approx t_e$ can be attributed to the storage effect, but that the storage effect only increases as environmental autocorrelation (i.e., t_e) increases, and therefore, that Hutchinson’s prediction of competitive exclusion in the case of $t_c \ll t_e$ is incorrect. Li and Chesson (2016) and Chesson are correct that the storage effect increases monotonically with environmental autocorrelation, but they do not recognize the role of stochastic extinction. As discussed in Section 2.2, the formalism of MCT assumes infinite populations for which extinction is impossible; lengthy periods of bad conditions can always be offset "down

the road". In reality, extinction becomes inevitable as environmental autocorrelation increases, even without competitive pressure (Kamenev et al., 2008). In other words, Hutchinson was right all along.

If we allow for more exotic population dynamics, temporal autocorrelation can have varied effects on coexistence and persistence (Heino et al., 2000; Ruokolainen et al., 2009; Griffen and Drake, 2008). For example, in populations with overcompensatory dynamics, a positive temporally-autocorrelated environment (also known as red noise) can offset the negative growth that comes from overshooting carrying capacity. This generates a negative EC covariance, which could lead to either a positive or negative storage effect depending on the sign of the interaction effect (see Section 4.4). At the same time, the combination of overcompensatory dynamics and positive autocorrelation reduces extinction risk (Ripa and Lundberg, 1996; Ripa and Heino, 1999). It is hard to say how common overcompensatory dynamics are in the real-world: time-series analysis shows that real-world populations experience weak density-dependence (Ziebarth et al., 2010; Knape and de Valpine, 2012), but this may be an artifact of the spatial scale of observation being much larger than the spatial scale of intraspecific interactions, such that the statistical signal of density-dependence is lost via spatial averaging over weakly-coupled sub-populations (Ray and Hastings, 1996; Thorson et al., 2015).

In models with local dispersal (i.e., individuals disperse to nearby patches on a spatially explicit landscape), spatial autocorrelation increases the tendency of populations to build up in good environments, which promotes coexistence via the spatial storage effect and fitness-density covariance (see Section 4.5). More specifically, the buildup is attained if the spatial scale of environmental variation is greater than that of dispersal (Snyder and Chesson, 2003; Snyder and Chesson, 2004). Much like spatial variation *per se*, spatial environmental autocorrelation can be thought of as creating isolated islands of favorable conditions. Therefore, the arguments in the previous Section (5.11) apply here: spatial autocorrelation has different effects on population persistence, depending on the context (e.g., the presence/absence of disturbances, infectious pathogens).

5.13 Problems with empirical applications of MCT

Increasingly, ecologists are attempting to quantify coexistence mechanisms in real communities by fitting and analyzing empirically-calibrated models. Based on our reading of the literature, there are some persistent problems with these empirical applications of MCT.

1. **No accounting for parameter uncertainty.** Most papers use a maximum likelihood framework, and only compute coexistence mechanisms corresponding to the maximum likelihood estimate (MLE). Uncertainty in parameter estimation must be propagated through to the level of coexistence mechanisms by calculating coexistence mechanisms for many draws from a posterior or bootstrap distribution of model parameters. Uncertainty can be reported either through summary statistics (e.g. the standard deviation) or visualizations of the distribution of a coexistence mechanism. When information about uncertainty is not reported, it is nearly impossible for readers to determine whether estimated values of coexistence mechanisms reflect reality or sampling error.

Accounting for uncertainty can (potentially) completely alter one's inferences. Coexistence mechanisms are often nonlinear functions of model parameters, so Jensen's inequality can be used to show that mean coexistence mechanisms (i.e., the coexistence mechanisms integrated over parameter space, with weights proportional to parameter probabilities) can be substantially different from the modal coexistence mechanisms (i.e., the coexistence mechanism computed with MLE or maximum a posteriori estimates). In extreme cases, the sign of a coexistence mechanism can flip from positive to negative (or vice versa). A Bayesian framework is the most natural way to compute the expected coexistence mechanisms, but bagging (Hastie et al., 2009) can be used in a MLE framework.

2. **No accounting for model uncertainty.** All inferences are always conditional on a model, and history has shown that different models often lead to different inferences. The decades-long debate over the existence/ detectability of chaotic population dynamics is a consequence of different researchers using different models (Hassell et al., 1976; Ellner and Turchin, 1995;

Rogers et al., 2021). Similarly, the strength / detectability of density dependence in the Global Population Dynamics Database depends on model structure (Sibly et al., 2007; Knape and de Valpine, 2012) and time-series length (Hassell et al., 1989; Ziebarth et al., 2010). Further, in the social sciences (which are not obviously more "messy" than ecology), several "many analyst, one dataset" studies consistently show high variance between the inferences of different researcher teams (Klein et al., 2018; Silberzahn et al., 2018; Salganik et al., 2020; Huntington-Klein et al., 2021).

It is not enough to find the "best model(s)" with model selection or model averaging: with enough data, model weights based on cross-validation error or information criteria will give 100% of the weight to a single model, but this is problematic because we know that the model is not "True" (i.e., all ecological models are *M-open*; Bernardo and Smith, 2000, p. 385) and we suspect that other models provide distinct information. Further, model selection and model averaging are only concerned with *relative model fit* (Mac Nally et al., 2018), but due diligence requires *absolute model fit*: that a model is plausible, compatible with previous research, performs well on common metrics of absolute fit when applicable (conditional R^2 , goodness-of-fit, area under the curve (AUC)), and faithfully recreates important features of the data via *graphical predictive checks* (Gelman et al., 1996; Gelman et al., 2014, ch. 6) and *model-fitting diagnostics*. Model selection and model averaging can discourage hard thinking by giving a veneer of credibility to the best of a bad bunch.

We recommend a two-part model-building strategy. In the first step, high-quality models are built with iterative, continuous model expansion (Box, 1980; Draper, 1995; Gelman et al., 2020; Gelman et al., 2020). This step is repeated several times, using disparate model structures as the starting point. In the second step, inferences from several high-quality models (the end-point of iterative model expansion) are combined, either by simply discussing the differences between models, or by averaging some quantity of interest across models; for this, we recommend a simple average (each model gets equal weight; Winkler and Clemen, 1992; Dormann et al., 2018) or weights based on Bayesian stacking (Yao et al., 2018).

This model-building strategy above can be justified on frequentist grounds. It is well-known that the mean squared error of predictions can be decomposed into the sum of *bias*, *variance*, and irreducible error (Hastie et al., 2009, p. 223). Using high-quality mechanistic / explanatory models reduces bias (Shmueli, 2010). Using models with disparate structures reduces covariation between models' predictions, which when combined with model averaging, reduces variance (Dormann et al., 2018).

3. **Models are too simple.** To reduce bias and increase credence in individual models, models should be as complex as the data allows; as the statistician Leonard Savage used to say, all models should be "as big as a house" (qtd in Draper, 1995). One can build from a simple model to a complex model using *iterative continuous model expansion* and a principled workflow (Gelman et al., 2020; Gelman et al., 2020). However, by using the data many times over, there is a danger of overfitting (Ying, 2019; Hastie et al., 2009, p. 228).

Overfitting can be detected with k-fold cross-validation (Hastie et al., 2009) and abated with *regularization* (Gelman and Vehtari, 2021), which is the general term for penalizing complexity in the parameter tuning process. Regularization manifests in many methods and model structures: the LASSO, ridge regression, prior distributions, horseshoe priors, hierarchical models, and more. Overfitting can often be avoided simply by avoiding a maximum likelihood framework (or any sort of optimization for that matter; Cawley and Talbot, 2010); In Bayesian inference, predictions are integrated over the posterior distribution of model parameters, so local maxima on the likelihood surface have less influence.

5.14 Equalizing vs stabilizing mechanisms: two species theory

There are two sides to MCT. One side of MCT (the primary focus of this paper) is concerned with partitioning invasion growth rates, usually into an intermediate number of terms called *coexistence*

mechanisms. The other side of MCT (the primary focus of this section) is concerned with explaining coexistence as the joint effect of equalizing and stabilizing mechanisms. Conceptually speaking, equalizing mechanisms reduce fitness differences between species, and stabilizing mechanisms increase niche differences between species.

In actuality, the Equalizing vs. Stabilizing (EvS) paradigm can be further subdivided into two categories: a two-species framework and a multi-species framework. As shown by Song et al. (2019), these two frameworks deal with subtly different mathematical objects: the two-species framework is not a special case of the multi-species framework. We review the two-species framework here and the multi-species framework in the next section.

Pianka (1974) published a popular measure of niche overlap that was based on the products of two species' resource utilization functions. Chesson (1990b) showed that Pianka's measure of niche overlap was a well-known measure of linear dependence: the square root of an R^2 statistic for a regression through the origin, where two species' resource utilizations were the predictor and response variables. Chesson also showed how the measure of niche overlap could be used to describe the conditions for coexistence. In the Lotka-Volterra model,

$$\frac{1}{N_i} \frac{dN_i}{dt} = b_j \left(1 - \sum_{j=1}^2 \alpha_{ij} N_j \right), \quad (21)$$

The *niche overlap* is denoted by ρ and the *fitness ratio* is denoted by κ_1/κ_2 (Note: This notation is reserved with this section only, since it conflicts with the notation elsewhere in the paper). The quantities are defined as

$$\rho = \sqrt{\frac{\alpha_{12}\alpha_{21}}{\alpha_{11}\alpha_{22}}}, \quad \text{and} \quad (22)$$

$$\frac{\kappa_1}{\kappa_2} = \sqrt{\frac{\alpha_{21}\alpha_{22}}{\alpha_{11}\alpha_{12}}}. \quad (23)$$

The conditions for coexistence are described by the inequality,

$$\rho < \frac{\kappa_1}{\kappa_2} < \frac{1}{\rho}. \quad (24)$$

The niche overlap ρ is a measure of *stabilizing mechanisms*, whereas $1/|\log(\kappa_1/\kappa_2)|$ is a measure of *equalizing mechanisms*, i.e. equalizing mechanisms are large when κ_1/κ_2 is close to 1. The two-species EvS paradigm has been used by many authors, both for theoretical work (e.g., Chesson and Kuang, 2008; Letten et al., 2017) and empirical work (e.g., Chu and Adler, 2015; Kraft et al., 2015). Yet, there are several problems with this paradigm, ranked in order from most problematic to least problematic.

1. It only works in two-species models. In models with three or more species, one can define analogous versions of ρ and κ_1/κ_2 (Carroll et al., 2011), but there is no simple inequality that describes the conditions for coexistence (Saavedra et al., 2017).
2. The EvS paradigm only works in Lotka-Volterra-like models. There is one caveat: one may derive pseudo competition coefficients by comparing a species' population density in the two-species community to its population density when it is the sole species (Tilman, 1982, Appendix; Letten et al., 2017). We are unsure of how this workaround will perform (i.e. predict coexistence) in empirical applications, especially in models with fluctuation-dependent mechanisms.
3. the terminology "average fitness ratio" can be misleading. It is well-known that ecological fitness – also known as invasion fitness – is the low-density growth rate, or more generally, the dominant Lyapunov exponent of a dynamical system (Metz et al., 1992). While language is dynamic and semantics is context-dependent, the fear is that ecologists are mistaking the "average fitness ratio" for something that it is not.

The "fitness ratio" κ_1/κ_2 appears to be that which results from algebraically manipulating the conditions for coexistence so that ρ is isolated. The definition for the fitness ratio suggests that

the "fitness" of species 1 is $\kappa_1 = \sqrt{\frac{\alpha_{21}}{\alpha_{11}}}$, which is the square root of the re-scaled invasion fitness of species 2. We agree with Barabás et al. (2018) that the term "competitive advantage" more accurately reflects the reality that k_1 is simply a ratio of species 1's competitive effects (on itself and species 2).

Chesson (2018) argues that the term "fitness" is justified because fitness typically predicts success (whether for individuals, groups, alleles, genotypes, or populations), and that κ_j predicts success in a hypothetical world in which species share the same competition parameter (i.e., $C = \alpha_1 N_1 + \alpha_2 N_2$). However, to attain this hypothetical world, the actual species-specific competition parameters must be partitioned in a particular way (Chesson 2018, eq. 18) that depends on knowledge of parameters (α_i and β_j) that would not be identifiable from data (statistically speaking; Gelman et al., 2014, p. 365).

Song et al. (2019) has criticized the two-species EvS paradigm on the grounds that the equalizing mechanisms and stabilizing mechanisms are interdependent. We applaud their analysis of how ρ and κ_1/κ_2 jointly depend on the parameters of MacArthur's resource-consumer model, but this interdependence does not serve as a legitimate critique of the EvS paradigm. First, scientific abstractions are often interdependent but nonetheless meaningful. For example, ecology and evolution are interdependent, but it is still be meaningful to talk about ecology in isolation (as this paper hopefully demonstrates).

Second, it has long been known that ρ and κ_1/κ_2 are interdependent at every level of mechanistic detail, so therefore, it is unlikely that the EvS paradigm is misleading ecologists in this way. At the most phenomenological level, both ρ and κ_1/κ_2 depend on the same competition coefficients (Chesson, 1990a). At a lower level of mechanistic detail, multiple competition coefficients depend on the same resource consumption rates (MacArthur, 1970; Abrams, 1998) or higher-order interactions (Neill, 1974). At an even lower-level, it is safe to assume that multiple resource consumption rates depend on abiotic variables, like temperature. Song et al. (2019) suggest that the graphical presentation of ρ and κ_1/κ_2 as orthogonal axes of variation is evidence that the quantities are perceived as independent; but dependence or interdependence between variables is precisely the point of such 2D graphs (think of scatterplots and regression lines).

5.15 Equalizing vs stabilizing mechanisms: multi-species theory

According to the multi-species EvS theory (Chesson, 2003), the stabilizing mechanisms are captured by the *stabilizing term* A , which is simply the sum (across species) of re-scaled invasion growth rates. The equalizing mechanisms are captured by the *average fitness difference* f_i , which is the difference between species i 's invasion growth rate and A . In symbols, the stabilizing term and the average fitness differences are respectively defined as

$$A = \frac{1}{S} \sum_{i=1}^S \frac{\mathbb{E}_t[r_i]}{|\beta_i^{(1)}|}, \quad \text{and} \quad (25)$$

$$f_i = \frac{1}{S} \frac{\mathbb{E}_t[r_i]}{|\beta_i^{(1)}|} - A. \quad (26)$$

There are a few notable features about this framework: 1) The quantity A is a community-level property, whereas f_i is a species-level property. 2) A and f_i can be partitioned into contributions from individual coexistence mechanisms (see Eq.49–52 in Barabás et al., 2018). 3) Unlike the two-species ES theory (Section 5.14), the term "fitness" is fitting here (if we ignore the division by $|\beta_i^{(1)}|$). The f_i is the difference between the invasion fitness of species i and the average of fitnesses across the community, hence "average fitness difference". 4) The quantity $\mathbb{E}_t[r_i]/|\beta_i^{(1)}|$ is proportional to the *per capita probability of fixation* (see Section 5.6) after correcting for population-dynamical speed (see Section 5.9). While this is one way "...to quantify average relative performance of the different species in the system." (Chesson, 2003), other measures are also possible depending on one's definition

of "performance". For reasons given in Section 5.7 it may make sense to define $A = \sum_i \text{sign}\{\mathbb{E}_t[r_i]\}$, and $f_i = \text{sign}\{\mathbb{E}_t[r_i]\} - A$.

Although A and f_i can be interpreted as the average stabilizing force and the average fitness difference, these quantities do not have an extra predictive power: they do not predict coexistence (as in the two-species ES framework; Section 5.14) or persistence (as the invasion growth rate does; Section 2.2). Ultimately, A and f_i are just summary statistics that are useful for making within or between-community comparisons. There are other summary statistics (for instance the variance of r_i across species) they could also be useful, depending on the context.

5.16 Other theories/frameworks for understanding coexistence

In addition to the equalizing vs. stabilizing mechanisms paradigm, there are several other frameworks for understanding coexistence. First, there is neutral theory (Hubbell, 2001) whose controversial assumption is that all species are demographically equivalent, and therefore, that they do not experience any stabilizing mechanisms. Neutral theory can be thought of as a special case of MCT where invasion growth rates are zero.

It is arguable that neutral theory is not really a theory of coexistence. It was originally devised to predict the shape of species abundance distributions, and the crucial mechanism of neutral theory – ecological drift – generates the same predictions, regardless whether species richness is maintained by extinction-speciation balance (as in classic neutral theory; Hubbell, 2001), or by weak coexistence mechanisms (as in nearly neutral theory; Zhou and Zhang, 2008; Lin et al., 2009; He et al., 2012; Kalyuzhny et al., 2015).

Metacommunity theory (Leibold et al., 2004; Leibold and Chase, 2017) is not a theory of coexistence per se, but rather a collection of paradigms (i.e., classes of models) that can be used as a mental springboard for thinking about community structure on broad spatial scales. Shoemaker and Melbourne (2016) showed that in all of the non-neutral paradigms, fitness-density covariance and the spatial storage effect enabled coexistence (one exception is that the patch dynamics paradigm did not involve the spatial storage effect). This is not so surprising, since all non-neutral paradigms are qualitatively similar in the sense that they only differ in the degrees of spatial heterogeneity and local dispersal (Logue et al., 2011, Fig 1.), two features that readily generate fitness-density covariance and the spatial storage effect (see Section 9).

The framework of Stochasticity-induced Stabilization (citeDean2020Stochasticity-inducedSynthesis), claims that persistence ought to be measured by A/σ_E^2 , where A is the arithmetic temporal-mean of low-density per capita growth rates, and σ_E^2 is temporal-variance of the low-density per capita growth rate that can be attributed to environmental fluctuations (as in Section 5.6, Eq.16). This measure of persistence is justified on the grounds that it increases monotonically with the mean time to extinction (MTE). While Stochasticity-induced Stabilization produces some interesting theoretical insights – namely that the MTE can decrease as the invasion growth rate increases (Adler and Drake, 2008; Pande et al., 2020) – the quantity A/σ_E^2 is not empirically meaningful, since its main virtue is its correspondence with the MTE, which itself is not empirically meaningful (see Section 5.10). In addition, the measure A/σ_E^2 has only been shown to be relevant in one-dimensional diffusion approximations (or equivalently, one-dimensional stochastic differential equations), whereas the invasion growth rate does not have such limitations.

Tilman's (1980, 1982) graphical theory of coexistence (also known as *contemporary niche theory*) has been hugely influential. Originally limited to resource competition, this theory has been used to study the role of apparent competition, disturbances, environmental heterogeneity, and succession in coexistence (see Chase and Leibold, 2003). It has also been used to explain large-scale vegetation patterns (Tilman, 1988). Tilman's theory is limited in that it works best with two focal species (McPeck, 2019), and that it can only informally demonstrate the roles of spatial and temporal variability in coexistence (e.g., Chase and Leibold, 2003, ch. 6).

Finally, there are two frameworks based on the idea of *structural stability*. The first framework (Meszena et al., 2006; Song et al., 2020) measures the robustness of an ecological system as the volume of parameter space that permits a stable equilibrium. Interestingly, the theory can be extended to include fluctuation-dependent mechanisms by including variances and covariance as regulating factors.

The two major limitations of the theory is that it works for point equilibria, and that the relevance of *robustness* – the volume of parameter space permitting coexistence – depends on information that we do not usually have: in theoretical studies where we have a model but no data, the probability of coexistence depends on how likely we are to observe a system with a particular set of parameters (see Mesz ena et al., 2006, Section 4.2); in empirical studies where we have estimates of model parameters, the relevancy of robustness depends on how parameters are expected to change in the future.

The second theory of structural stability (from Saavedra et al., 2017) is concerned with the volume of parameter space that permits *feasibility*: the existence of a positive equilibrium (stable or not). Clearly, the focus on feasibility is a limitation of the theory, especially since feasibility isn't necessary for coexistence in the sense of *local stability* (see Table 1, row: *Positive attractor*).

5.17 The scale-dependence of coexistence mechanisms

The linear density-dependent effects, $\Delta\rho_j$, captures the fluctuation-dependent coexistence mechanisms (ΔN_i , ΔI_i , and $\Delta\kappa_i$) that operate on finer-grained time-scales and spatial scales than that of data collection (Chesson and Huntly, 1993). To see why, consider a hypothetical model in which the spatial storage effect promotes coexistence. Say that the model is "coarse-grained" by averaging the fine-grained environmental parameter E_j over K_x microsites in patch x , with the microsites indexed by $w \in x$. If the size of patch x is much larger than the scale of spatial variation, then the coarse-grained environmental parameter, $E'_j(x, t) = (1/K_x) \sum_{w \in x} E_j(w, t)$, will converge to $\mathbb{E}_w[E_j]$, the spatial average of E_j across all microsites. Therefore, there will be near-zero spatial variation in the coarse-grained environmental parameter, and consequently, a near-zero value of the coarse-grained storage effect. However, the effects of the fine-grained spatial storage effect – a positive invasion growth – will be phenomenologically captured by $\Delta\rho_i$. This same idea is true for other fluctuation-dependent mechanisms and for coarse-graining across time instead of space.

Of course, to "coarse-graining" a model by taking the spatial average of the environmental parameter would result in an unnecessarily loss of information. However, it is not implausible that an ecologist would measure E_j (perhaps soil clay content) at one location in space, and then measure C_j (perhaps plant density) a dozen centimeters away. If the environment changes significantly across this distance, then there will be no measurable EC covariance despite an underlying spatial storage effect. Again, this fluctuation-dependent mechanisms may be captured by $\Delta\rho_i$.

With the exception of ΔE_i , all coexistence mechanisms involve a negative feedback loop with population density (Fig. 3, 4, 5, 7, 9). From this perspective, it is not so surprising that $\Delta\rho$, the *linear density-dependent effects*, will also pick up on latent fluctuation-dependent mechanisms. That is not to say that phenomenological density-dependent models (e.g., Ives et al., 2003) capture *all* stabilizing mechanisms. Model misspecification goes hand-in-hand with estimation error, so one ought err on the side of building models that are complex/mechanistic (see Section 5.13).

6 Conclusions

Modern Coexistence Theory is a diverse body of work that is constantly changing through revision and debate. It was originally devised to generate theoretical insights (Barab as et al., 2018, p. 288, Chesson, 2019, p. 6), but it is now also a measurement tool (Ellner et al., 2016; Ellner et al., 2019; Johnson and Hastings, 2022a). It was originally based on the assumption of small environmental noise, but now exact coexistence mechanisms can be computed (Section 5.3). The scaling factors, a seminal aspect of MCT, have been shown to be detrimental in certain contexts (Section 5.2). The equalizing vs stabilizing mechanisms framework has been used by many authors, but there is a growing appreciation that this framework is problematic (Section 5.14). The storage effect has been conflated with bet-hedging strategies via dormancy or a robust life stage, but this is demonstrably false. Similarly, it has been shown that "buffering" typically hurts rare species (Section 4.4). Relative nonlinearity was once thought to be an impotent coexistence mechanism, but a more thorough review of the literature shows that no such generalization can be made (Section 4.3). The mutual invasibility criterion for coexistence, once the cutting edge in empirical research (Siepielski and McPeck, 2010), is now being recognized as insufficient (Section 2.3); new coexistence criteria will need to take the reins (Section 2.5). There

remain other topics that we have not covered here, such as the evolution of coexistence mechanisms (Snyder and Adler, 2011; Snyder and Adler, 2011; Abrams et al., 2013; Miller and Klausmeier, 2017; Yamamichi and Letten, 2021) and the effects of intraspecific variation (Hart et al., 2016; Stump et al., 2021).

MCT’s greatest strength is its generality: with sufficient effort, invasion growth rates can be partitioned into coexistence mechanisms in almost any model. The small set of coexistence mechanisms help us create a hierarchical taxonomy of explanations for coexistence (see Fig. 1) and highlights the subtle similarities between seemingly disparate models. That being said, MCT is not a panacea. To properly understand coexistence and interpret coexistence mechanisms, particular models must be studied (or likened to models that are already well-studied). For example, relative nonlinearity is driven by exogenous environmental variation in the lottery model (Chesson, 1994), but endogenous population cycles in the Armstrong-McGehee model (1980); and this distinction determines whether all species can coexist (Section 5, Table 5). There are no shortcuts to understanding coexistence, though MCT may help us organize our thoughts.

7 Acknowledgements

We would like to thank Simon Stump and Sebastian Schreiber for discussions; and Logan Brissette for copy editing. This research is supported in part by NSF Grant DMS – 1817124 Metacommunity Dynamics: Integrating Local Dynamics, Stochasticity and Connectivity.

8 Appendixes

8.1 The spatial storage effect vs. fitness-density covariance

Consider a community with scalar populations inhabiting discrete patches (indexed by x), with discrete-time dynamics (indexed by t). In each time-step, there are two events. First is a bout of local population growth, determined by the local finite rate of increase, $\lambda_j(x, t)$. Second is a dispersal event, where in each patch a proportion of individuals, p_j , disperse and are distributed uniformly over all patches (including the patch of origin). It follows that a proportion of individuals, $q_j = (1 - p_j)$, are retained locally; We call q the *retention proportion*. To simplify the expressions for coexistence mechanisms, we assume that there is no temporal variation, and that population densities N_j and relative densities ν_j settle to an equilibrium in each patch. The time-evolution of population density N_j at patch x is given by

$$N_j(x, t + 1) = q_j N_j(x, t) \lambda_j(x, t) + \frac{1 - q_j}{K} \sum_{s=1}^K N_j(s, t) \lambda_j(s, t). \quad (27)$$

Often in MCT, the competition parameter is a function of both species densities and the environmental parameter; However, in such models, there is an implicit time-lag between the effects of environment and competition on population dynamics, such that the environment has enough time to affect competition within a time-step. For instance, in the lottery model, per capita fecundity (the environmental parameter) affects the per larva recruitment probability (the competition parameter), but recruitment occurs weeks or months after reproduction, a fact which is hidden by the simple structure of the lottery model equations. Here, we only which can be approximated by expanding the competition parameter. In this appendix, we only consider models in which the competition parameter is a function of a single residents s ’s population density: $C_j = h_j(N_s)$. This simplifies things because it prevents the environment from affecting competition on two separate time-scales - within a time-step (as in the lottery model) and between time-steps (via inter-generational population growth).

To obtain the spatial storage effect, we must obtain the quantity $\text{Cov}_x(E_j, C_j)$, which in the two-species/single-resident case can be approximated as $\text{Cov}_x(E_j, \theta_{jr} N_s)$, where θ_{jr} is a constant that converts species s ’s density to species j ’s competition: $\theta_{jr} = \frac{dh_j(N_s^*)}{dN_s}$. Elsewhere (Johnson and Hast-

ings, 2022a), we have shown that fitness-density covariance can be approximated as

$$\mathbb{E}_t[\text{Cov}_x(v_j, \lambda_j)] \approx \frac{q_j}{1 - q_j} \text{Var}_x \left(\alpha_j^{(1)} (E_j - E_j^*) + \beta_j^{(1)} (C_s - C_s^*) \right), \quad (28)$$

which — again assuming that the competition parameter is a function of only the resident's density — can be approximated as

$$\mathbb{E}_t[\text{Cov}_x(v_j, \lambda_j)] \approx \frac{q_j}{1 - q_j} \left[\left(\alpha_j^{(1)} \right)^2 \text{Var}_x(E_j) + 2\alpha_j^{(1)} \beta_j^{(1)} \text{Cov}_x(E_j, \theta_{jr} N_s) + \left(\beta_j^{(1)} \right)^2 \text{Var}_x(\theta_{jr} N_s) \right]. \quad (29)$$

Now, it is clear that simplifying the expressions for the coexistence mechanisms will require us to find the residents' density, N_s . Specifically, re-expressing N_s in terms of the environmental parameter, E_s , will allow us to express the coexistence mechanisms in terms of spatial variation and between-species correlation in the environment.

To find N_s , we take a perturbative approach, where both N_j and λ_j are expanded in powers of the small parameter σ : $N_j(x, t) = N_{j,0}(x, t) + \sigma N_{j,1}(x, t) + \dots$; and $\lambda_j(x, t) = \lambda_{j,0}(x, t) + \sigma \lambda_{j,1}(x, t) + \dots$. With this, we re-write the population dynamics (Eq.27) as

$$\begin{aligned} N_{j,0}(x, t + 1) + \sigma N_{j,1}(x, t + 1) + \dots &= q_j (N_{j,0}(x, t) + \sigma N_{j,1}(x, t) + \dots) (\lambda_{j,0}(x, t) + \sigma \lambda_{j,1}(x, t) + \dots) \\ &+ \frac{1 - q_j}{K} \sum_{s=1}^K (N_{j,0}(s, t) + \sigma N_{j,1}(s, t) + \dots) (\lambda_{j,0}(s, t) + \sigma \lambda_{j,1}(s, t) + \dots). \end{aligned} \quad (30)$$

The zeroth-order dynamics are the same in every patch (because environmental fluctuations are $\mathcal{O}(\sigma)$). Assuming that there are no complex dynamics, the resident density reaches a stable equilibrium, denoted $N_{s,0}^*$, that is the same in each patch and which can be obtained by solving

$$N_s = N_s g_s(E_s^*, h_s(N_s)) \quad (31)$$

for N_s . For example, if the population model is $\lambda_s(x, t) = s + E(x)/(1 + cN_s(x, t))$, then $N_{s,0}^* = \frac{E_s^*}{c(1-s)} - \frac{1}{c}$.

Noting that $\lambda_{j,0}^* = g_j(E_j^*, h_j(N_{s,0}^*)) = 1$, the first-order dynamics can be written as

$$\sigma N_{j,1}(x, t + 1) = \sigma \left[q_j (N_{j,0}^* \lambda_{j,1}(x, t) + N_{j,1}(x, t)) + (1 - q_j) (N_{j,0}^* \mathbb{E}_x[\lambda_{j,1}(t)] + \mathbb{E}_x[N_{j,1}(t)]) \right]. \quad (32)$$

MCT is based on small-noise assumptions (details in Chesson, 1994; Chesson, 2000) that ensure that all terms in the mathematical expression of the invasion growth rate are of commensurable magnitude. Specifically, MCT assumes that environmental fluctuations are small and that the average of fluctuations is even smaller; Or put into symbols, $E_j - E_j^* = \mathcal{O}(\sigma)$ and $\mathbb{E}_{x,t}[E_j - E_j^*] = \mathcal{O}(\sigma^2)$. Analogous bounds can be put on population density, relative density, and the competition parameter, as all of these are ultimately functions of the environment. These small-noise assumptions can be used to match terms from the perturbative expansion above and the Taylor series expansion of λ_j (see Eq.3), resulting in $\sigma \lambda_{j,1}(x, t) = \alpha_j^{(1)} (E_j(x, t) - E_j^*) + \beta_j^{(1)} (C_j(x, t) - C_j^*)$. The small-noise assumptions also mean that $\mathbb{E}_x[\lambda_{j,1}(t)]$ and $\sigma \mathbb{E}_x[N_{j,1}]$ are $\mathcal{O}(\sigma^2)$, which simplifies Eq.30 to

$$\sigma N_{j,1}(x, t + 1) = \sigma \left[q_j (N_{j,0}^* \lambda_{j,1}(x, t) + N_{j,1}(x, t)) \right]. \quad (33)$$

Using the relationship $\sigma \lambda_{j,1}(x, t) = \alpha_j^{(1)} (E_j(x, t) - E_j^*) + \beta_j^{(1)} (C_j(x, t) - C_j^*) \approx \alpha_j^{(1)} (E_j(x, t) - E_j^*) + \beta_j^{(1)} \theta_{jr} N_{s,1}$ to substitute for $\lambda_{j,1}(x, t)$, we can solve for the equilibrium density of the resident

$$N_s^* \approx N_{s,0}^* + \sigma N_{s,1}^*, \text{ where} \quad (34)$$

$$\sigma N_{s,1}^* = \frac{q_s N_{s,0}^* \alpha_s^{(1)} (E_s - E_s^*)}{1 - q_s (\theta_{ss} N_{s,0}^* \beta_s^{(1)} + 1)}. \quad (35)$$

Plugging the above expression into the formulas for coexistence mechanisms (Eq.9 - Eq.13), and writing the covariance between the two species' environmental responses as $\phi\sigma_1\sigma_2$ (where ϕ is the correlation coefficient), we find that the spatial storage effect is

$$\Delta I_i = \frac{q_s N_{s,0}^* \alpha_s^{(1)}}{1 - q_s (\theta_{ss} N_{s,0}^* \beta_s^{(1)} + 1)} [\zeta_i \phi \sigma_i \sigma_s - \zeta_s \sigma_s^2], \quad (36)$$

and fitness-density covariance is

$$\begin{aligned} \Delta \kappa_i = & \frac{q_i}{1 - q_i} \left[\left(\alpha_i^{(1)} \right)^2 \sigma_i^2 + \frac{2 \alpha_i^{(1)} \alpha_s^{(1)} \theta_{ir} \beta_i^{(1)} \phi \sigma_i \sigma_s q_s N_{s,0}^*}{1 - q_s (\theta_{ss} N_{s,0}^* \beta_s^{(1)} + 1)} + \left(\frac{\alpha_s^{(1)} \theta_{ir} \beta_i^{(1)} \sigma_s q_s N_{s,0}^*}{1 - q_s (\theta_{ss} N_{s,0}^* \beta_s^{(1)} + 1)} \right)^2 \right] \\ & - \frac{q_s}{1 - q_s} \left[\left(\alpha_s^{(1)} \right)^2 \sigma_s^2 + \frac{2 \left(\alpha_s^{(1)} \right)^2 \theta_{ss} \beta_s^{(1)} \sigma_s^2 q_s N_{s,0}^*}{1 - q_s (\theta_{ss} N_{s,0}^* \beta_s^{(1)} + 1)} + \left(\frac{\alpha_s^{(1)} \theta_{ss} \beta_s^{(1)} \sigma_s q_s N_{s,0}^*}{1 - q_s (\theta_{ss} N_{s,0}^* \beta_s^{(1)} + 1)} \right)^2 \right]. \end{aligned} \quad (37)$$

Here, we can see that the invader's dispersal dynamics (i.e., the value of q_i) does not play a role in the spatial storage effect, but does play a role in fitness-density covariance. The resident's dispersal dynamics, on the other hand, play a role in both mechanisms.

If the invader and resident have identical demographic parameters but partially uncorrelated environmental responses, then we can drop the species-specific subscripts, and the coexistence mechanisms simplify to

$$\Delta I = \frac{q N_0^* \alpha^{(1)}}{1 - q (\theta N_0^* \beta^{(1)} + 1)} [\zeta \sigma^2 (\phi - 1)], \text{ and} \quad (38)$$

$$\Delta \kappa = \frac{q N_0^* \alpha^{(1)}}{1 - q (\theta N_0^* \beta^{(1)} + 1)} \left[\frac{q}{1 - q} 2 \alpha^{(1)} \theta \beta^{(1)} \sigma^2 (\phi - 1) \right] \quad (39)$$

8.2 Spatial variation in resource supply promotes coexistence

Here, we analyze a 2-consumer, 1-resource model in which the two consumers exhibit an opportunist-gleaner trade-off. The model can also be described as a discrete-time approximation of a continuous-time chemostat model. The local finite rate of increase for the consumer is

$$\lambda_j(x, t) = 1 + \left(\frac{w \mu_j R(x, t)}{K_j + R(x, t)} - d \right) \Delta t, \quad j = (1, 2), \quad (40)$$

where w is an efficiency constant (converts resource uptake to consumer biomass), μ_j is the resource maximum uptake rate, K_j is the half-saturation constant, d is the dilution/death rate, Δt is the length of a time-step, and $R(x, t)$ is the concentration of the resource at location x and time t .

Each time-step is split into two phases: growth and dispersal. Growth follows the equations above. The dispersal phase can be described as *local retention with global dispersal*, and follows Eq.27 in Appendix 8.1.

The resource dynamics are given by the equation,

$$R(x, t + 1) = R(x, t) + \left(d(S(x) - R(x, t)) - \sum_{j=1}^2 \frac{\mu_j N_j(x, t) R(x, t)}{K_j + R(x, t)} \right) \Delta t, \quad (41)$$

where $S(x)$ is the patch-specific *resource supply point*. Here, $S(x)$ is effectively the environmental parameter, so $S(x) - S^* = \mathcal{O}(\sigma)$. Resources do not disperse.

First we verify a claim in the main text: coexistence via spatial relative nonlinearity is not possible if there is complete local retention. With no dispersal, we can straightforwardly solve for the equilibrium resource concentration. When there is only a single resident s ,

$$R^* = \frac{dK_s}{\mu_s w - d} \quad (42)$$

in each and every patch. There is no spatial variation in resource concentration, so there can be no spatial relative nonlinearity (assuming that local populations reach equilibrium and do not experience endogenously-driven population cycles).

As discussed in Section 4.3, coexistence is possible if the gleaner species tends to increase resource variation, compared to the opportunist. The opportunist-gleaner continuum is controlled by μ_j and K_j , with higher parameter values corresponding to more opportunism. We can fix the equilibrium resource concentration at some arbitrary value R_0^* , so that both species are competitively equivalent in the absence of spatial resource variation (via Tilman's (1982) R^* rule). We can then solve for μ_j ,

$$\mu_j = \frac{d(K_j + R_0^*)}{R_0^* w}, \quad (43)$$

and substitute the right-hand-side into the dynamical equations. With this substitution, K_j becomes the only parameter that controls the degree of opportunism, but modulating K_j does not change the (equilibrium) competitive equivalence of species.

We will now calculate the resource variation in the case of a single-resident, using the same perturbative approach as in Appendix 8.1. Writing the dynamics of resource concentration (i.e., the right-hand-side of Eq.41) as the function $\Phi(R(x, t), N_s(x, t), S(x))$, the first-order dynamics are

$$\sigma N_{s,1}(x, t + 1) = \sigma q_s \left(N_{s,0}^* \frac{d\lambda_s(R^*)}{dR} R_1 + N_{s,1}(x, t) \right), \text{ and} \quad (44)$$

$$\sigma R_1(x, t + 1) = \frac{d\Phi(R_0^*, N_{s,0}^*, S^*)}{dR} \sigma R_1(x, t) + \frac{d\Phi(R_0^*, N_{s,0}^*, S^*)}{dR} \sigma N_{s,1}(x, t) + \frac{d\Phi(R_0^*, N_{s,0}^*, S^*)}{dS} (S(x) - S^*). \quad (45)$$

After substituting in the Taylor series coefficients, we can solve for the equilibrium resource concentration:

$$R_s^* \approx R_0^* + \sigma R_{s,1}^*, \text{ where} \quad (46)$$

$$R_{s,1}^* = (S(x) - S^*) \frac{(1 - q_s) R_0^* (K_s + R_0^*)}{dK_s q_s (R_0^* - S^*) + (q_s - 1) (K_s S^* + R_0^{*2})}. \quad (47)$$

Recall that R_0^* is fixed. Using the fact that $\text{Var}_x(R_s) \approx \mathbb{E}_x[R_{s,1}^2]$ and $\text{Var}_x(S) = \sigma^2$, we find that resource variation is

$$\text{Var}_x(R_s) \approx \sigma^2 \left[\frac{(1 - q_s) R_0^* (K_s + R_0^*)}{dK_s q_s (R_0^* - S^*) + (q_s - 1) (K_s S^* + R_0^{*2})} \right]^2. \quad (48)$$

In the *Mathematica notebook*, `spatial_DeltaN.nb` https://github.com/ejohnson6767/MCT_review, we prove that the resource variation decreases monotonically with the parameter K_s . This result confirms our earlier claim that gleaner species increase resource variation, compared to opportunist species. In the *R script* `spatial_opportunist_gleaner_sims.R` (https://github.com/ejohnson6767/MCT_review), we provide a simulation example to show species can indeed coexist.

9 References

References

- Abrams, P. A. (1998). High competition with low similarity and low competition with high similarity: Exploitative and apparent competition in consumer-resource systems. *The American Naturalist*, *152*(1), 114–128.
- Abrams, P. A. (2004). When does periodic variation in resource growth allow robust coexistence of competing consumer species? *Ecology*, *85*(2), 372–382.
- Abrams, P. A., Rueffler, C., & Dinnage, R. (2008). Competition-similarity relationships and the nonlinearity of competitive effects in consumer-resource systems. *The American Naturalist*, *172*(4), 463–474.
- Abrams, P. A., Tucker, C. M., & Gilbert, B. (2013). Evolution of the storage effect. *Evolution: International Journal of Organic Evolution*, *67*(2), 315–327.
- Adler, P. B., & Drake, J. M. (2008). Environmental variation, stochastic extinction, and competitive coexistence. *The American Naturalist*, *172*(5), E186–E195.
- Adler, P. B., Ellner, S. P., & Levine, J. M. (2010). Coexistence of perennial plants: An embarrassment of niches. *Ecology Letters*, *13*(8), 1019–1029.
- Adler, P. B., HilleRisLambers, J., Kyriakidis, P. C., Guan, Q., & Levine, J. M. (2006). Climate variability has a stabilizing effect on the coexistence of prairie grasses. *Proceedings of the National Academy of Sciences*, *103*(34), 12793–12798.
- Amarasekare, P. (2012). Two-species competition. *Encyclopedia of theoretical ecology* (pp. 752–763). University of California Press.
- Amarasekare, P., & Nisbet, R. M. (2001). Spatial heterogeneity, source-sink dynamics, and the local coexistence of competing species. *The American Naturalist*, *158*(6), 572–584.
- Anderson, S. C., Branch, T. A., Cooper, A. B., & Dulvy, N. K. (2017). Black-swan events in animal populations. *Proceedings of the National Academy of Sciences*, *114*(12), 3252–3257.
- Angert, A. L., Huxman, T. E., Chesson, P., & Venable, D. L. (2009). Functional tradeoffs determine species coexistence via the storage effect. *Proceedings of the National Academy of Sciences*, *106*(28), 11641–11645.
- Armitage, D. W., & Jones, S. E. (2019). Negative frequency-dependent growth underlies the stable coexistence of two cosmopolitan aquatic plants. *Ecology*, *100*(5), e02657.
- Armitage, D. W., & Jones, S. E. (2020). Coexistence barriers confine the poleward range of a globally distributed plant. *Ecology Letters*, *23*(12), 1838–1848.
- Armstrong, R. A., & McGehee, R. (1976). Coexistence of species competing for shared resources. *Theoretical Population Biology*, *9*(3), 317–328.
- Armstrong, R. A., & McGehee, R. (1980). Competitive exclusion. *The American Naturalist*, *115*(2), 151–170.
- Assaf, M., & Meerson, B. (2010). Extinction of metastable stochastic populations. *Physical Review E*, *81*(2).
- Assaf, M., & Meerson, B. (2017). Wkb theory of large deviations in stochastic populations. *Journal of Physics A: Mathematical and Theoretical*, *50*(26), 263001.
- Aubin, J.-P., & Sigmund, K. (1988). Permanence and viability. *Journal of Computational and Applied Mathematics*, *22*(2-3), 203–209.
- Barabás, G., D’Andrea, R., & Stump, S. M. (2018). Chesson’s coexistence theory. *Ecological Monographs*, *88*(3), 277–303.
- Barabás, G., J. Michalska-Smith, M., & Allesina, S. (2016). The effect of intra-and interspecific competition on coexistence in multispecies communities. *The American Naturalist*, *188*(1), E1–E12.
- Beissinger, S. R., & Westphal, M. I. (1998). On the use of demographic models of population viability in endangered species management. *The Journal of Wildlife Management*, 821–841.
- Benaïm, M., & Schreiber, S. J. (2019). Persistence and extinction for stochastic ecological models with internal and external variables. *Journal of Mathematical Biology*, *79*(1), 393–431.
- Bernardo, J. M., & Smith, A. F. (2000). *Bayesian theory* (3rd ed.). John Wiley & Sons.

- Blanchet, J., Glynn, P., & Zheng, S. (2016). Analysis of a stochastic approximation algorithm for computing quasi-stationary distributions. *Advances in Applied Probability*, 48(3), 792–811.
- Bolker, B. M., & Pacala, S. W. (1999). Spatial moment equations for plant competition: Understanding spatial strategies and the advantages of short dispersal. *The American Naturalist*, 153(6), 575–602.
- Borer, E. T., Seabloom, E. W., Gruner, D. S., Harpole, W. S., Hillebrand, H., Lind, E. M., Adler, P. B., Alberti, J., Anderson, T. M., Bakker, J. D., Biederman, L., Blumenthal, D., Brown, C. S., Brudvig, L. A., Buckley, Y. M., Cadotte, M., Chu, C., Cleland, E. E., Crawley, M. J., ... Yang, L. H. (2014). Herbivores and nutrients control grassland plant diversity via light limitation. *Nature*, 508(7497), 517–520.
- Box, G. E. (1980). Sampling and bayes' inference in scientific modelling and robustness. *Journal of the Royal Statistical Society: Series A (General)*, 143(4), 383–404.
- Boyce, M. S. (1992). Population viability analysis. *Annual Review of Ecology and Systematics*, 23(1), 481–497.
- Braumann, C. A. (2007). Itô versus stratonovich calculus in random population growth. *Mathematical Biosciences*, 206(1), 81–107.
- Bronstein, J. L. (2015). *Mutualism*. Oxford University Press, USA.
- Butler, G., Hsu, S.-B., & Waltman, P. (1985). A mathematical model of the chemostat with periodic washout rate. *SIAM Journal on Applied Mathematics*, 45(3), 435–449.
- Cáceres, C. E. (1997). Temporal variation, dormancy, and coexistence: A field test of the storage effect. *Proceedings of the National Academy of Sciences*, 94(17), 9171–9175.
- Capitán, J. A., Cuenda, S., & Alonso, D. (2017). Stochastic competitive exclusion leads to a cascade of species extinctions. *Journal of Theoretical Biology*, 419(April 2016), 137–151.
- Carroll, I. T., Cardinale, B. J., & Nisbet, R. M. (2011). Niche and fitness differences relate the maintenance of diversity to ecosystem function. *Ecology*, 92(5), 1157–1165.
- Case, T. (2000). *An Illustrated Guide to Theoretical Ecology* (1st ed.). Oxford University Press.
- Case, T. J. (1990). Invasion resistance arises in strongly interacting species-rich model competition communities. *Proceedings of the National Academy of Sciences*, 87(24), 9610–9614.
- Case, T. J. (1995). Surprising behavior from a familiar model and implications for competition theory. *The American Naturalist*, 146(6), 961–966.
- Caswell, H. (1976). Community structure: A neutral model analysis. *Ecological monographs*, 46(3), 327–354.
- Caswell, H. (2001). *Matrix population models: Construction, analysis, and interpretation* (2nd ed.). Sinauer Associates.
- Cawley, G. C., & Talbot, N. L. (2010). On over-fitting in model selection and subsequent selection bias in performance evaluation. *The Journal of Machine Learning Research*, 11, 2079–2107.
- Chase, J. M., & Leibold, M. A. (2003). *Ecological niches: Linking classical and contemporary approaches*. University of Chicago Press.
- Chesson, P. L., & Ellner, S. (1989). Invasibility and stochastic boundedness in monotonic competition models. *Journal of Mathematical Biology*, 27(2), 117–138.
- Chesson, P. (1990a). MacArthur's consumer-resource model. *Theoretical Population Biology*, 37(1), 26–38.
- Chesson, P. (1991). A need for niches? *Trends in ecology & evolution*, 6(1), 26–28.
- Chesson, P. (1994). Multispecies Competition in Variable Environments. *Theoretical Population Biology*, 45(3), 227–276.
- Chesson, P. (2000). General theory of competitive coexistence in spatially-varying environments. *Theoretical Population Biology*, 58(3), 211–237.
- Chesson, P. (2003). Quantifying and testing coexistence mechanisms arising from recruitment fluctuations. *Theoretical Population Biology*, 64(3), 345–357.
- Chesson, P. (2012). Scale transition theory: Its aims, motivations and predictions. *Ecological Complexity*, 10, 52–68.
- Chesson, P. (2018). Updates on mechanisms of maintenance of species diversity. *Journal of Ecology*, 106(5), 1773–1794.
- Chesson, P. (2019). Chesson's coexistence theory: Comment. *Ecology*, 0(0), 1–7.

- Chesson, P., Donahue, M. J., Melbourne, B. A., & Sears, A. L. W. (2005). Scale transition theory for understanding mechanisms in metacommunities. *Metacommunities: spatial dynamics and ecological communities*, 279–306.
- Chesson, P., & Huntly, N. (1993). Temporal hierarchies of variation and the maintenance of diversity. *Plant Species Biology*, 8(2-3), 195–206.
- Chesson, P., & Huntly, N. (1997). The roles of harsh and fluctuating conditions in the dynamics of ecological communities. *The American Naturalist*, 150(5), 519–553.
- Chesson, P., Huntly, N. J., Roxburgh, S. H., Pantastico-Caldas, M., & Facelli, J. M. (2012). The storage effect: Definition and tests in two plant communities. *Temporal dynamics and ecological process* (pp. 11–40). Cambridge University Press.
- Chesson, P., & Kuang, J. J. (2008). The interaction between predation and competition. *Nature*, 456(7219), 235–238.
- Chesson, P., & Kuang, J. J. (2010). The storage effect due to frequency-dependent predation in multispecies plant communities. *Theoretical Population Biology*, 78(2), 148–164.
- Chesson, P. L. (1988). Interactions between environment and competition: How fluctuations mediate coexistence and competitive exclusion. *Community ecology* (pp. 51–71). Springer.
- Chesson, P. L. (1990b). Geometry, heterogeneity and competition in variable environments. *Philosophical Transactions of the Royal Society of London. Series B: Biological Sciences*, 330(1257), 165–173.
- Chesson, P. L., & Huntly, N. (1988). Community consequences of life-history traits in a variable environment. *Annales Zoologici Fennici*, 5–16.
- Chesson, P. L., & Warner, R. R. (1981). Environmental variability promotes coexistence in lottery competitive systems. *The American Naturalist*, 117(6), 923–943.
- Chow, C. C., & Buice, M. A. (2015). Path integral methods for stochastic differential equations. *Journal of Mathematical Neuroscience*, 5(1).
- Chu, C., & Adler, P. B. (2015). Large niche differences emerge at the recruitment stage to stabilize grassland coexistence. *Ecological Monographs*, 85(3), 373–392.
- Connell, J. H. (1971). On the role of natural enemies in preventing competitive exclusion in some marine animals and in rain forest trees. *Dynamics of populations* (pp. 298–312). Wageningen, The Netherlands.
- Coulson, T., Rohani, P., & Pascual, M. (2004). Skeletons, noise and population growth: The end of an old debate? *Trends in Ecology and Evolution*, 19(7), 359–364.
- Crozier, C. R., & Boerner, R. E. (1984). Correlations of understory herb distribution patterns with microhabitats under different tree species in a mixed mesophytic forest. *Oecologia*, 62(3), 337–343.
- Crutchfield, J. P., Farmer, J. D., & Huberman, B. A. (1982). Fluctuations and simple chaotic dynamics. *Physics Reports*, 92(2), 45–82.
- Dallas, T., Melbourne, B. A., Legault, G., & Hastings, A. (2021). Initial abundance and stochasticity influence competitive outcome in communities. *Journal of Animal Ecology*.
- Dawkins, R. (1982). *The extended phenotype*. Oxford University Press.
- Dean, A. M., & Shnerb, N. M. (2020). Stochasticity-induced stabilization in ecology and evolution: a new synthesis. *Ecology*, 101(9), 1–14.
- Dennis, B., Desharnais, R. A., Cushing, J. M., Henson, S. M., & Costantino, R. F. (2003). Can noise induce chaos? *Oikos*, 102(2), 329–339.
- Descamps-Julien, B., & Gonzalez, A. (2005). Stable coexistence in a fluctuating environment: An experimental demonstration. *Ecology*, 86(10), 2815–2824.
- Dewhurst, S., & Lutscher, F. (2009). Dispersal in heterogeneous habitats: Thresholds, spatial scales, and approximate rates of spread. *Ecology*, 90(5), 1338–1345.
- Doebeli, M. (1998). Invasion of rare mutants does not imply their evolutionary success: A counterexample from metapopulation theory. *Journal of Evolutionary Biology*, 11(3), 389–401.
- Dormann, C. F., Calabrese, J. M., Guillera-Arroita, G., Matechou, E., Bahn, V., Bartoń, K., Beale, C. M., Ciuti, S., Elith, J., Gerstner, K., Guelat, J., Keil, P., Lahoz-Monfort, J. J., Pollock, L. J., Reineking, B., Roberts, D. R., Schröder, B., Thuiller, W., Warton, D. I., ... Hartig, F.

- (2018). Model averaging in ecology: A review of bayesian, information-theoretic, and tactical approaches for predictive inference. *Ecological Monographs*, 88(4), 485–504.
- Draper, D. (1995). Assessment and propagation of model uncertainty. *Journal of the Royal Statistical Society: Series B (Methodological)*, 57(1), 45–70.
- Ellner, S., & Turchin, P. (1995). Chaos in a noisy world: New methods and evidence from time-series analysis. *The American Naturalist*, 145(3), 343–375.
- Ellner, S. P., Snyder, R. E., & Adler, P. B. (2016). How to quantify the temporal storage effect using simulations instead of math. *Ecology Letters*, 19(11), 1333–1342.
- Ellner, S. P., Snyder, R. E., Adler, P. B., & Hooker, G. (2019). An expanded modern coexistence theory for empirical applications. *Ecology Letters*, 22(1), 3–18.
- Ellner, S. P., Snyder, R. E., Adler, P. B., Hooker, G., & Schreiber, S. J. (2020). Technical Comment on Pande et al. (2020): Why invasion analysis is important for understanding coexistence. *Ecology Letters*, 23(11), 1721–1724.
- Facelli, J. M., Chesson, P., & Barnes, N. (2005). Differences in seed biology of annual plants in arid lands: A key ingredient of the storage effect. *Ecology*, 86(11), 2998–3006.
- Fahrig, L. (2001). How much habitat is enough? *Biological Conservation*, 100(1), 65–74.
- Faure, M., & Schreiber, S. J. (2014). Quasi-stationary distributions for randomly perturbed dynamical systems. *Annals of Applied Probability*, 24(2), 553–598.
- Ferrari, P., & Maric, N. (2007). Quasi stationary distributions and fleming-viot processes in countable spaces. *Electronic Journal of Probability*, 12, 684–702.
- Ferrière, R., & Galliard, J.-F. L. (2001). Invasion fitness and adaptive dynamics in spatial population models. *International Institute for Applied Systems Analysis Interim Report IR-01-043, September 2001*.
- Fredrickson, A., & Stephanopoulos, G. (1981). Microbial competition. *Science*, 213(4511), 972–979.
- Fretwell, S. D. (1969). On territorial behavior and other factors influencing habitat distribution in birds. *Acta Biotheoretica*, 19(1), 45–52.
- Friedman, J., Higgins, L. M., & Gore, J. (2017). Community structure follows simple assembly rules in microbial microcosms. *Nature Ecology and Evolution*, 1(5), 1–7.
- Gallien, L., Zimmermann, N. E., Levine, J. M., & Adler, P. B. (2017). The effects of intransitive competition on coexistence. *Ecology Letters*, 20(7), 791–800.
- Garay, B. M., & Hofbauer, J. (2003). Robust permanence for ecological differential equations, minimax, and discretizations. *SIAM Journal on Mathematical Analysis*, 34(5), 1007–1039.
- Gardiner, C. W. (1985). *Handbook of stochastic methods* (Vol. 3). Springer.
- Gause, G. F. (1934). *The struggle for existence*. Williams & Wilkins.
- Gelman, A., Carlin, J. B., Stern, H. S., Dunson, D. B., Vehtari, A., & Rubin, D. B. (2014). *Bayesian data analysis* (3rd ed.). Chapman; Hall/CRC.
- Gelman, A., Meng, X.-L., & Stern, H. (1996). Posterior predictive assessment of model fitness via realized discrepancies. *Statistica Sinica*, 733–760.
- Gelman, A., & Vehtari, A. (2021). What are the most important statistical ideas of the past 50 years? *Journal of the American Statistical Association*, (just-accepted), 1–29.
- Gelman, A., Vehtari, A., Simpson, D., Margossian, C. C., Carpenter, B., Yao, Y., Kennedy, L., Gabry, J., Bürkner, P.-C., & Modrák, M. (2020). Bayesian workflow. *arXiv preprint arXiv:2011.01808*.
- Geritz, S. A., Gyllenberg, M., Jacobs, F. J., & Parvinen, K. (2002). Invasion dynamics and attractor inheritance. *Journal of Mathematical Biology*, 44(6), 548–560.
- Gervais, F., Siedel, U., Heilmann, B., Weithoff, G., Heisig-Gunkel, G., & Nicklisch, A. (2003). Small-scale vertical distribution of phytoplankton, nutrients and sulphide below the oxycline of a mesotrophic lake. *Journal of Plankton Research*, 25(3), 273–278.
- Gilpin, M. E. (1975). Limit cycles in competition communities. *The American Naturalist*, 109(965), 51–60.
- Godoy, O., & Levine, J. M. (2014). Phenology effects on invasion success: Insights from coupling field experiments to coexistence theory. *Ecology*, 95(3), 726–736.
- Godoy, O., Stouffer, D. B., Kraft, N. J., & Levine, J. M. (2017). Intransitivity is infrequent and fails to promote annual plant coexistence without pairwise niche differences. *Ecology*, 98(5), 1193–1200.

- Grainger, T. N., Levine, J. M., & Gilbert, B. (2019). The Invasion Criterion: A Common Currency for Ecological Research. *Trends in Ecology and Evolution*, *34*(10), 925–935.
- Gregory, S. D., Bradshaw, C. J., Brook, B. W., & Courchamp, F. (2010). Limited evidence for the demographic allee effect from numerous species across taxa. *Ecology*, *91*(7), 2151–2161.
- Griffen, B. D., & Drake, J. M. (2008). A review of extinction in experimental populations. *Journal of Animal Ecology*, *77*(6), 1274–1287.
- Grilli, J., Adorisio, M., Suweis, S., Barabás, G., Banavar, J. R., Allesina, S., & Maritan, A. (2017). Feasibility and coexistence of large ecological communities. *Nature Communications*, *8*.
- Grimm, V., & Wissel, C. (2004). The intrinsic mean time to extinction: A unifying approach to analysing persistence and viability of populations. *Oikos*, *105*(3), 501–511.
- Grinnell, J. (1904). The origin and distribution of the chest-nut-backed chickadee. *The Auk*, *21*(3), 364–382.
- Groisman, P., & Jonckheere, M. (2012). Simulation of quasi-stationary distributions on countable spaces. *arXiv preprint arXiv:1206.6712*.
- Grover, J. P. (1990). Resource competition in a variable environment: Phytoplankton growing according to monod’s model. *The American Naturalist*, *136*(6), 771–789.
- Grover, J. P. (1991). Resource competition in a variable environment: Phytoplankton growing according to the variable-internal-stores model. *The American Naturalist*, *138*(4), 811–835.
- Grover, J. P. (1997). *Resource competition*. Springer.
- Guckenheimer, J., & Holmes, P. (1983). *Nonlinear oscillations, dynamical systems and bifurcations of vector fields*. Springer.
- Gunawardena, J. (2014). Time-scale separation–michaelis and menten’s old idea, still bearing fruit. *The FEBS journal*, *281*(2), 473–488.
- Gyllenberg, M., & Meszéna, G. (2005). On the impossibility of coexistence of infinitely many strategies. *Journal of Mathematical Biology*, *50*(2), 133–160.
- Haccou, P., & Iwasa, Y. (1996). Establishment probability in fluctuating environments: A branching process model. *Theoretical Population Biology*, *50*(3), 254–280.
- Hallett, L. M., Shoemaker, L. G., White, C. T., & Suding, K. N. (2019). Rainfall variability maintains grass-forb species coexistence. *Ecology Letters*, *22*(10), 1658–1667.
- Hart, S. P., Schreiber, S. J., & Levine, J. M. (2016). How variation between individuals affects species coexistence. *Ecology letters*, *19*(8), 825–838.
- Hassell, M. P., Lawton, J. H., & May, R. (1976). Patterns of dynamical behaviour in single-species populations. *The Journal of Animal Ecology*, 471–486.
- Hassell, M., & Comins, H. (1976). Discrete time models for two-species competition. *Theoretical Population Biology*, *9*(2), 202–221.
- Hassell, M., Latto, J., & May, R. (1989). Seeing the wood for the trees: Detecting density dependence from existing life-table studies. *The Journal of Animal Ecology*, 883–892.
- Hastie, T., Tibshirani, R., & Friedman, J. (2009). *The elements of statistical learning: Data mining, inference, and prediction* (2nd ed.). Springer.
- Hastings, A. (1980). Disturbance, coexistence, history, and competition for space. *Theoretical Population Biology*, *18*(3), 363–373.
- Hastings, A. (1988). Food web theory and stability. *Ecology*, *69*(6), 1665–1668.
- He, F., Zhang, D.-Y., & Lin, K. (2012). Coexistence of nearly neutral species. *Journal of plant ecology*, *5*(1), 72–81.
- Heino, M., Ripa, J., & Kaitala, V. (2000). Extinction risk under coloured environmental noise. *Ecography*, *23*(2), 177–184.
- Hening, A., & Nguyen, D. H. (2018). Coexistence and extinction for stochastic kolmogorov systems. *Annals of Applied Probability*, *28*(3), 1893–1942.
- Hening, A., & Nguyen, D. H. (2020). The competitive exclusion principle in stochastic environments. *Journal of mathematical biology*, *80*(5), 1323–1351.
- Hess, G. R. (1994). Conservation corridors and contagious disease: A cautionary note. *Conservation Biology*, *8*(1), 256–262.
- Hofbauer, J. (1981). A general cooperation theorem for hypercycles. *Monatshefte für Mathematik*, *91*(3), 233–240.

- Hofbauer, J., Schuster, P., Sigmund, K., & Wolff, R. (1980). Dynamical systems under constant organization ii: Homogeneous growth functions of degree $p=2$. *SIAM Journal on Applied Mathematics*, *38*(2), 282–304.
- Holt, G., & Chesson, P. (2014). Variation in moisture duration as a driver of coexistence by the storage effect in desert annual plants. *Theoretical Population Biology*, *92*, 36–50.
- Holt, R. a., & Lawton, J. (1994). The ecological consequences of shared natural enemies. *Annual review of Ecology and Systematics*, *25*(1), 495–520.
- Holt, R. D. (1977). Predation, apparent competition, and the structure of prey communities. *Theoretical Population Biology*, *12*(2), 197–229.
- Holt, R. D. (1984). Spatial heterogeneity, indirect interactions, and the coexistence of prey species. *The American Naturalist*, *124*(3), 377–406.
- Holt, R. D., Grover, J., & Tilman, D. (1994). Simple rules for interspecific dominance in systems with exploitative and apparent competition. *The American Naturalist*, *144*(5), 741–771.
- Hsu, S.-B. (1980). A competition model for a seasonally fluctuating nutrient. *Journal of Mathematical Biology*, *9*(2), 115–132.
- Hubbell, S. P. (2001). *The unified neutral theory of biodiversity and biogeography*. Princeton University Press.
- Huisman, J., Jonker, R. R., Zonneveld, C., & Weissing, F. J. (1999). Competition for light between phytoplankton species: Experimental tests of mechanistic theory. *Ecology*, *80*(1), 211–222.
- Huntington-Klein, N., Arenas, A., Beam, E., Bertoni, M., Bloem, J. R., Burli, P., Chen, N., Grieco, P., Ekpe, G., Pugatch, T., Saavedra, M., & Stopnitzky, Y. (2021). The influence of hidden researcher decisions in applied microeconomics. *Economic Inquiry*, *59*(3), 944–960.
- Hutchinson, G. E. (1961). The paradox of the plankton. *The American Naturalist*, *95*(882), 137–145.
- Ignace, D. D., Huntly, N., & Chesson, P. (2018). The role of climate in the dynamics of annual plants in a chihuahuan desert ecosystem. *Evolutionary Ecology Research*, *19*(3), 279–297.
- Ives, A. R., Dennis, B., Cottingham, K., & Carpenter, S. (2003). Estimating community stability and ecological interactions from time-series data. *Ecological Monographs*, *73*(2), 301–330.
- Izmet'eva, L., Silow, E., & Litchman, E. (2011). Long-term dynamics of lake baikal pelagic phytoplankton under climate change. *Inland Water Biology*, *4*(3), 301–307.
- Jansen, V. A., & Sigmund, K. (1998). Shaken, not stirred: On permanence in ecological communities. *International Institute for Applied Systems Analysis Interim Report IR-01-043, September 2001*.
- Janzen, D. H. (1970). Herbivores and the number of tree species in tropical forests. *The American Naturalist*, *104*(940), 501–528.
- Jeffries, M., & Lawton, J. (1984). Enemy free space and the structure of ecological communities. *Biological Journal of the Linnean Society*, *23*(4), 269–286.
- Jiang, L., & Morin, P. J. (2007). Temperature fluctuation facilitates coexistence of competing species in experimental microbial communities. *Journal of Animal Ecology*, *76*(4), 660–668.
- Johnson, E. C., & Hastings, A. (2022a). Coexistence in spatiotemporally fluctuating environments. *Unpublished Manuscript*.
- Johnson, E. C., & Hastings, A. (2022b). Methods for calculating coexistence mechanisms: Beyond scaling factors. *Unpublished Manuscript*.
- Johnson, E. C., & Hastings, A. (2022c). The storage effect is not about bet-hedging or population stage-structure. *Unpublished Manuscript*.
- Johnson, E. C., & Hastings, A. (2022d). Towards a heuristic understanding of the storage effect. *Unpublished Manuscript*.
- Kalyuzhny, M., Kadmon, R., & Shnerb, N. M. (2015). A neutral theory with environmental stochasticity explains static and dynamic properties of ecological communities. *Ecology letters*, *18*(6), 572–580.
- Kamenev, A., Meerson, B., & Shklovskii, B. (2008). How colored environmental noise affects population extinction. *Physical Review Letters*, *101*(26), 268103.
- Karlin, S., & Taylor, H. E. (1981). *A second course in stochastic processes* (1st ed.). Academic Press.
- Khasin, M., Meerson, B., Khain, E., & Sander, L. M. (2012). Minimizing the population extinction risk by migration. *Physical Review Letters*, *109*(13), 138104.

- Klausmeier, C. A., Litchman, E., Daufresne, T., & Levin, S. A. (2008). Phytoplankton stoichiometry. *Ecological Research*, *23*(3), 479–485.
- Klausmeier, C. A. (2010). Successional state dynamics: A novel approach to modeling nonequilibrium foodweb dynamics. *Journal of Theoretical Biology*, *262*(4), 584–595.
- Klein, R. A., Vianello, M., Hasselman, F., Adams, B. G., Adams, R. B., Alper, S., Aveyard, M., Axt, J. R., Babalola, M. T., Bahník, Š., Batra, R., Berkics, M., Bernstein, M. J., Berry, D. R., Bialobrzeska, O., Binan, E. D., Bocian, K., Brandt, M. J., Busching, R., . . . Nosek, B. A. (2018). Many labs 2: Investigating variation in replicability across samples and settings. *Advances in Methods and Practices in Psychological Science*, *1*(4), 443–490.
- Knape, J., & de Valpine, P. (2012). Are patterns of density dependence in the global population dynamics database driven by uncertainty about population abundance? *Ecology letters*, *15*(1), 17–23.
- Kraft, N. J., Godoy, O., & Levine, J. M. (2015). Plant functional traits and the multidimensional nature of species coexistence. *Proceedings of the National Academy of Sciences*, *112*(3), 797–802.
- Krug, A. Z., Jablonski, D., Valentine, J. W., & Roy, K. (2009). Generation of earth’s first-order biodiversity pattern. *Astrobiology*, *9*(1), 113–124.
- Kuang, J. J., & Chesson, P. (2010). Interacting coexistence mechanisms in annual plant communities: Frequency-dependent predation and the storage effect. *Theoretical Population Biology*, *77*(1), 56–70.
- Kuehn, C. (2013). A mathematical framework for critical transitions: Normal forms, variance and applications. *Journal of Nonlinear Science*, *23*(3), 457–510.
- Lande, R. (1993). Risks of population extinction from demographic and environmental stochasticity and random catastrophes. *The American Naturalist*, *142*(6), 911–927.
- Lande, R., Engen, S., & Saether, B.-E. (2003). *Stochastic population dynamics in ecology and conservation*. Oxford University Press.
- Le Galliard, J.-F., Ferrière, R., & Dieckmann, U. (2003). The adaptive dynamics of altruism in spatially heterogeneous populations. *Evolution*, *57*(1), 1–17.
- Leibold, M. A., Holyoak, M., Mouquet, N., Amarasekare, P., Chase, J. M., Hoopes, M. F., Holt, R. D., Shurin, J. B., Law, R., Tilman, D., Loreau, M., & Gonzalez, A. (2004). The metacommunity concept: A framework for multi-scale community ecology. *Ecology Letters*, *7*(7), 601–613.
- Leibold, M. A., & Chase, J. M. (2017). *Metacommunity ecology*. Princeton University Press.
- Letten, A. D., Dhimi, M. K., Ke, P.-J., & Fukami, T. (2018). Species coexistence through simultaneous fluctuation-dependent mechanisms. *Proceedings of the National Academy of Sciences*, *115*(26), 6745–6750.
- Letten, A. D., Ke, P. J., & Fukami, T. (2017). Linking modern coexistence theory and contemporary niche theory. *Ecological Monographs*, *87*(2), 161–177.
- Levin, S. A. (1970). Community equilibria and stability, and an extension of the competitive exclusion principle. *The American Naturalist*, *104*(939), 413–423.
- Levins, R. (1969). Some demographic and genetic consequences of environmental heterogeneity for biological control. *American Entomologist*, *15*(3), 237–240.
- Levins, R. (1974). Discussion paper: The qualitative analysis of partially specified systems. *Annals of the New York Academy of Sciences*, *231*(1), 123–138.
- Levins, R. (1979). Coexistence in a variable environment. *The American Naturalist*, *114*(6), 765–783.
- Levins, R., & Culver, D. (1971). Regional coexistence of species and competition between rare species. *Proceedings of the National Academy of Sciences*, *68*(6), 1246–1248.
- Lewontin, R. C., & Cohen, D. (1969). On population growth in a randomly varying environment. *Proceedings of the National Academy of Sciences of the United States of America*, *62*(4), 1056–1060.
- Li, L., & Chesson, P. (2016). The effects of dynamical rates on species coexistence in a variable environment: The paradox of the plankton revisited. *The American Naturalist*, *188*(2), E46–E58.
- Lin, K., Zhang, D.-Y., & He, F. (2009). Demographic trade-offs in a neutral model explain death-rate–abundance–rank relationship. *Ecology*, *90*(1), 31–38.
- Lloyd, M. (1967). Mean crowding. *The Journal of Animal Ecology*, 1–30.

- Lloyd, M., & Dybas, H. S. (1966). The Periodical Cicada Problem. I. Population Ecology. *Evolution*, 20(2), 133–149.
- Logofet, D. O. (1993). *Matrices and graphs: Stability problems in mathematical ecology*. CRC Press.
- Logofet, D. O. (2005). Stronger-than-Lyapunov notions of matrix stability, or how "flowers" help solve problems in mathematical ecology. *Linear Algebra and Its Applications*, 398(1-3), 75–100.
- Logue, J. B., Mouquet, N., Peter, H., Hillebrand, H., & Metacommunity Working Group. (2011). Empirical approaches to metacommunities: A review and comparison with theory. *Trends in Ecology & Evolution*, 26(9), 482–491.
- Loreau, M. (1989). Coexistence of temporally segregated competitors in a cyclic environment. *Theoretical Population Biology*, 36(2), 181–201.
- Loreau, M. (1992). Time scale of resource dynamics and coexistence through time partitioning. *Theoretical Population Biology*, 41(3), 401–412.
- Lotka, A. J. (1932). The growth of mixed populations: Two species competing for a common food supply. *Journal of the Washington Academy of Sciences*, 22(16-17), 461–469.
- Mac Nally, R., Duncan, R. P., Thomson, J. R., & Yen, J. D. (2018). Model selection using information criteria, but is the "best" model any good? *Journal of Applied Ecology*, 55(3), 1441–1444.
- MacArthur, R. (1970). Species packing and competitive equilibrium for many species. *Theoretical Population Biology*, 1(1), 1–11.
- MacArthur, R. H. (1958). Population ecology of some warblers of northeastern coniferous forests. *Ecology*, 39(4), 599–619.
- Mackie, J. L. (1980). *The cement of the universe: A study of causation*. Clarendon Press.
- Mangel, M., & Tier, C. (1994). Four facts every conservation biologist should know about persistence. *Ecology*, 75(3), 607–614.
- Masoliver, J. (2018). *Random processes: First-passage and escape*. World Scientific.
- Matsuda, H., Ogita, N., Sasaki, A., & Satō, K. (1992). Statistical mechanics of population: The lattice lotka-volterra model. *Progress of theoretical Physics*, 88(6), 1035–1049.
- Matthews, D. P., & Gonzalez, A. (2007). The inflationary effects of environmental fluctuations ensure the persistence of sink metapopulations. *Ecology*, 88(11), 2848–2856.
- May, R. M. (1974). On the theory of niche overlap. *Theoretical Population Biology*, 5(3), 297–332.
- May, R. M., & Leonard, W. J. (1975). Nonlinear Aspects of Competition Between Three Species. *SIAM Journal on Applied Mathematics*, 29(2), 243–253.
- Mayfield, M. M., & Stouffer, D. B. (2017). Higher-order interactions capture unexplained complexity in diverse communities. *Nature ecology & evolution*, 1(3), 1–7.
- McPeck, M. A. (2019). Mechanisms influencing the coexistence of multiple consumers and multiple resources: Resource and apparent competition. *Ecological Monographs*, 89(1), e01328.
- Meerson, B., & Sasorov, P. V. (2011). Extinction rates of established spatial populations. *Physical Review E - Statistical, Nonlinear, and Soft Matter Physics*, 83(1), 1–22.
- Meszéna, G., Gyllenberg, M., Pásztor, L., & Metz, J. A. (2006). Competitive exclusion and limiting similarity: A unified theory. *Theoretical Population Biology*, 69(1), 68–87.
- Metz, J., Nisbet, R., & Geritz, S. (1992). How should we define 'fitness' for general ecological scenarios? *Trends in Ecology & Evolution*, 7(6), 198–202.
- Miller, E. T., & Klausmeier, C. A. (2017). Evolutionary stability of coexistence due to the storage effect in a two-season model. *Theoretical Ecology*, 10(1), 91–103.
- Mittelbach, G. G. (2019). *Community ecology* (2nd ed.). Oxford University Press.
- Moore, M. (2019). Causation in the law. In E. N. Zalta (Ed.), *The Stanford encyclopedia of philosophy* (Winter 2019). Metaphysics Research Lab, Stanford University.
- Muko, S., & Iwasa, Y. (2000). Species coexistence by permanent spatial heterogeneity in a lottery model. *Theoretical Population Biology*, 57(3), 273–284.
- Muller-Landau, H. C. (2010). The tolerance–fecundity trade-off and the maintenance of diversity in seed size. *Proceedings of the National Academy of Sciences*, 107(9), 4242–4247.
- Murrell, D. J., & Law, R. (2003). Heteromyopia and the spatial coexistence of similar competitors. *Ecology letters*, 6(1), 48–59.
- Myers, R., Barrowman, N., Hutchings, J., & Rosenberg, A. (1995). Population dynamics of exploited fish stocks at low population levels. *Science*, 269(5227), 1106–1108.

- Mylius, S. D., & Diekmann, O. (2001). The resident strikes back: Invader-induced switching of resident attractor. *Journal of Theoretical Biology*, *211*(4), 297–311.
- Neill, W. E. (1974). The community matrix and interdependence of the competition coefficients. *The American Naturalist*, *108*(962), 399–408.
- Nicholson, A. (1937). The role of competition in determining animal populations. *Journal of the Council for Scientific and Industrial Research*, 101–106.
- Nisbet, R. M., & C., G. W. S. (1982). *Modelling fluctuating populations* (1st ed.). Wiley.
- Nolting, B. C., & Abbott, K. C. (2016). Balls, cups, and quasi-potentials: Quantifying stability in stochastic systems. *Ecology*, *97*(4), 850–864.
- O’Dwyer, J. P. (2018). Whence lotka-volterra? *Theoretical Ecology*, *11*(4), 441–452.
- Paine, R. T. (1966). Food web complexity and species diversity. *The American Naturalist*, *100*(910), 65–75.
- Pake, C. E., & Venable, D. L. (1995). Is coexistence of sonoran desert annuals mediated by temporal variability reproductive success. *Ecology*, *76*(1), 246–261.
- Pake, C. E., & Venable, D. L. (1996). Seed banks in desert annuals: Implications for persistence and coexistence in variable environments. *Ecology*, *77*(5), 1427–1435.
- Pande, J., Fung, T., Chisholm, R., & Shnerb, N. M. (2020). Mean growth rate when rare is not a reliable metric for persistence of species. *Ecology letters*, *23*(2), 274–282.
- Parvinen, K. (1999). Evolution of migration in a metapopulation. *Bulletin of mathematical biology*, *61*(3), 531–550.
- Pianka, E. R. (1974). Niche overlap and diffuse competition. *Proceedings of the National Academy of Sciences*, *71*(5), 2141–2145.
- Proulx, S., & Day, T. (2002). What can invasion analyses tell us about evolution under stochasticity in finite populations? *Selection*, *2*(1-2), 2–15.
- Ray, C., & Hastings, A. (1996). Density dependence: Are we searching at the wrong spatial scale? *Journal of Animal Ecology*, 556–566.
- Reed, D. H., & Hobbs, G. R. (2004). The relationship between population size and temporal variability in population size. *Animal conservation forum*, *7*(1), 1–8.
- Ripa, J., & Heino, M. (1999). Linear analysis solves two puzzles in population dynamics: The route to extinction and extinction in coloured environments. *Ecology Letters*, *2*(4), 219–222.
- Ripa, J., & Lundberg, P. (1996). Noise colour and the risk of population extinctions. *Proceedings of the Royal Society of London. Series B: Biological Sciences*, *263*(1377), 1751–1753.
- Risch, S., & Boucher, D. (1976). What ecologists look for. *Bulletin of the Ecological Society of America*, *57*(3), 8–9.
- Rogers, T., Johnson, B., & Munch, S. (2021). *Chaos is not rare in natural ecosystems* [doi:10.21203/rs.3.rs-888047/v1].
- Roth, G., & Schreiber, S. J. (2014). Persistence in fluctuating environments for interacting structured populations. *Journal of Mathematical Biology*, *69*(5), 1267–1317.
- Roughgarden, J. (1979). *Theory of population genetics and evolutionary ecology : An introduction*. Macmillan.
- Rudolf, V. H. (2019). The role of seasonal timing and phenological shifts for species coexistence. *Ecology letters*, *22*(8), 1324–1338.
- Ruokolainen, L., Lindén, A., Kaitala, V., & Fowler, M. S. (2009). Ecological and evolutionary dynamics under coloured environmental variation. *Trends in Ecology & Evolution*, *24*(10), 555–563.
- Saavedra, S., Rohr, R. P., Bascompte, J., Godoy, O., Kraft, N. J., & Levine, J. M. (2017). A structural approach for understanding multispecies coexistence. *Ecological Monographs*, *87*(3), 470–486.
- Saavedra, S., Rohr, R. P., Olesen, J. M., & Bascompte, J. (2016). Nested species interactions promote feasibility over stability during the assembly of a pollinator community. *Ecology and evolution*, *6*(4), 997–1007.
- Sachdeva, H., & Barton, N. H. (2017). Divergence and evolution of assortative mating in a polygenic trait model of speciation with gene flow. *Evolution*, *71*(6), 1478–1493.
- Salganik, M. J., Lundberg, I., Kindel, A. T., Ahearn, C. E., Al-Ghoneim, K., Almaatouq, A., Altschul, D. M., Brand, J. E., Carnegie, N. B., Compton, R. J., Datta, D., Davidson, T., Filippova, A., Gilroy, C., Goode, B. J., Jahani, E., Kashyap, R., Kirchner, A., McKay, S., ... McLanahan,

- S. (2020). Measuring the predictability of life outcomes with a scientific mass collaboration. *Proceedings of the National Academy of Sciences*, 117(15), 8398–8403.
- Schoener, T. W. (1982). The controversy over interspecific competition: Despite spirited criticism, competition continues to occupy a major domain in ecological thought. *American Scientist*, 70(6), 586–595.
- Schreiber, S. (2021a). Temporally auto-correlated predator attacks structure ecological communities [doi:10.1101/2021.08.06.455481]. *bioRxiv*.
- Schreiber, S., Levine, J., Godoy, O., Kraft, N., & Hart, S. (2018). Does deterministic coexistence theory matter in a finite world? Insights from serpentine annual plants. *bioRxiv*, 290882.
- Schreiber, S. J. (2000). Criteria for Cr robust permanence. *Journal of Differential Equations*, 162(2), 400–426.
- Schreiber, S. J. (2004). Coexistence for species sharing a predator. *Journal of Differential Equations*, 196(1), 209–225.
- Schreiber, S. J. (2006). Persistence despite perturbations for interacting populations. *Journal of Theoretical Biology*, 242(4), 844–852.
- Schreiber, S. J. (2010). Interactive effects of temporal correlations, spatial heterogeneity and dispersal on population persistence. *Proceedings of the Royal Society B: Biological Sciences*, 277(1689), 1907–1914.
- Schreiber, S. J. (2012). Persistence for stochastic difference equations: A mini-review. *Journal of Difference Equations and Applications*, 18(8), 1381–1403.
- Schreiber, S. J. (2021b). Positively and negatively autocorrelated environmental fluctuations have opposing effects on species coexistence. *The American Naturalist*, 197(4), 000–000.
- Schreiber, S. J., Benaïm, M., & Atchadé, K. A. S. (2011). Persistence in fluctuating environments. *Journal of Mathematical Biology*, 62(5), 655–683.
- Schreiber, S. J., Patel, S., & terHorst, C. (2018). Evolution as a coexistence mechanism: Does genetic architecture matter? *The American Naturalist*, 191(3), 407–420.
- Schreiber, S. J., & Rittenhouse, S. (2004). From simple rules to cycling in community assembly. *Oikos*, 105(2), 349–358.
- Schuster, P., Sigmund, K., & Wolff, R. (1979). Dynamical systems under constant organization. iii. cooperative and competitive behavior of hypercycles. *Journal of Differential Equations*, 32(3), 357–368.
- Sears, A. L., & Chesson, P. (2007). New methods for quantifying the spatial storage effect: An illustration with desert annuals. *Ecology*, 88(9), 2240–2247.
- Serván, C. A., Capitán, J. A., Grilli, J., Morrison, K. E., & Allesina, S. (2018). Coexistence of many species in random ecosystems. *Nature Ecology & Evolution*, 2(8), 1237–1242.
- Shaffer, M. L. (1981). Minimum population sizes for species conservation. *BioScience*, 31(2), 131–134.
- Shiono, T., Kusumoto, B., Yasuhara, M., & Kubota, Y. (2018). Roles of climate niche conservatism and range dynamics in woody plant diversity patterns through the cenozoic. *Global Ecology and Biogeography*, 27(7), 865–874.
- Shmueli, G. (2010). To explain or to predict? *Statistical Science*, 25(3), 289–310.
- Shoemaker, L. G., & Melbourne, B. A. (2016). Linking metacommunity paradigms to spatial coexistence mechanisms. *Ecology*, 97(9), 2436–2446.
- Sibly, R. M., Barker, D., Hone, J., & Pagel, M. (2007). On the stability of populations of mammals, birds, fish and insects. *Ecology Letters*, 10(10), 970–976.
- Siepielski, A. M., & McPeck, M. A. (2010). On the evidence for species coexistence: A critique of the coexistence program. *Ecology*, 91(11), 3153–3164.
- Silberzahn, R., Uhlmann, E. L., Martin, D. P., Anselmi, P., Aust, F., Awtrey, E., Bahník, Š., Bai, F., Bannard, C., Bonnier, E., Carlsson, R., Cheung, F., Christensen, G., Clay, R., Craig, M. A., Rosa, A. D., Dam, L., Evans, M. H., Cervantes, I. F., ... Nosek, B. A. (2018). Many analysts, one data set: Making transparent how variations in analytic choices affect results. *Advances in Methods and Practices in Psychological Science*, 1(3), 337–356.
- Skellam, J. G. (1951). Random dispersal in theoretical populations. *Biometrika*, 38(1/2), 196–218.
- Smith, H. L. (1981). Competitive coexistence in an oscillating chemostat. *SIAM Journal on Applied Mathematics*, 40(3), 498–522.

- Snyder, R. E. (2008). When does environmental variation most influence species coexistence? *Theoretical Ecology*, 1(3), 129–139.
- Snyder, R. E., & Adler, P. B. (2011). Coexistence and coevolution in fluctuating environments: Can the storage effect evolve? *The American Naturalist*, 178(4), E76–E84.
- Snyder, R. E., & Chesson, P. (2003). Local dispersal can facilitate coexistence in the presence of permanent spatial heterogeneity. *Ecology letters*, 6(4), 301–309.
- Snyder, R. E., & Chesson, P. (2004). How the spatial scales of dispersal, competition, and environmental heterogeneity interact to affect coexistence. *The American Naturalist*, 164(5), 633–650.
- Soliveres, S., & Allan, E. (2018). Everything you always wanted to know about intransitive competition but were afraid to ask. *Journal of Ecology*, 106(3), 807–814.
- Song, C., Barabás, G., & Saavedra, S. (2019). On the consequences of the interdependence of stabilizing and equalizing mechanisms. *The American Naturalist*, 194(5), 627–639.
- Song, C., Von Ahn, S., Rohr, R. P., & Saavedra, S. (2020). Towards a Probabilistic Understanding About the Context-Dependency of Species Interactions. *Trends in Ecology and Evolution*, 35(5), 384–396.
- Sousa, W. P. (1979). Disturbance in Marine Intertidal Boulder Fields: The Nonequilibrium Maintenance of Species Diversity. *Ecology*, 60(6), 1225.
- Stearns, S. C. (2000). *Daniel Bernoulli (1738): evolution and economics under risk* (tech. rep. No. 3).
- Stewart, F. M., & Levin, B. R. (1973). Partitioning of resources and the outcome of interspecific competition: A model and some general considerations. *The American Naturalist*, 107(954), 171–198.
- Stump, S. M. (2017). Multispecies Coexistence without Diffuse Competition; or, Why Phylogenetic Signal and Trait Clustering Weaken Coexistence. *The American Naturalist*, 190(2), 213–228.
- Stump, S. M., & Chesson, P. (2015). Distance-responsive predation is not necessary for the Janzen–Connell hypothesis. *Theoretical Population Biology*, 106, 60–70.
- Stump, S. M., & Chesson, P. (2017). How optimally foraging predators promote prey coexistence in a variable environment. *Theoretical Population Biology*, 114, 40–58.
- Stump, S. M., Johnson, E. C., & Klausmeier, C. A. (2018). How leaking and overproducing resources affect the evolutionary robustness of cooperative cross-feeding. *Journal of Theoretical Biology*, 454, 278–291.
- Stump, S. M., Johnson, E. C., Sun, Z., & Klausmeier, C. A. (2018). How spatial structure and neighbor uncertainty promote mutualists and weaken black queen effects. *Journal of theoretical biology*, 446, 33–60.
- Stump, S. M., Song, C., Saavedra, S., Levine, J. M., & Vasseur, D. A. (2021). Synthesizing the effects of individual-level variation on coexistence. *Ecological Monographs*, e1493.
- Sugeno, M., & Munch, S. B. (2013). A semiparametric bayesian method for detecting allee effects. *Ecology*, 94(5), 1196–1204.
- Szilágyi, A., & Meszéna, G. (2009). Limiting similarity and niche theory for structured populations. *Journal of theoretical Biology*, 258(1), 27–37.
- Tal, N. N. (2007). *The black swan: The impact of the highly improbable* (Vol. 2). Random house.
- Taleb, N. N. (2020). Statistical consequences of fat tails: Real world preasymptotics, epistemology, and applications. *arXiv preprint arXiv:2001.10488*.
- Taylor, L. R. (1961). Aggregation, variance and the mean. *Nature*, 189(4766), 732–735.
- Taylor, R. A. (2019). *Taylor’s power law: Order and pattern in nature*. Academic Press.
- Thorson, J. T., Skaug, H. J., Kristensen, K., Shelton, A. O., Ward, E. J., Harms, J. H., & Benante, J. A. (2015). The importance of spatial models for estimating the strength of density dependence. *Ecology*, 96(5), 1202–1212.
- Tilman, D. (1980). Resources: A graphical-mechanistic approach to competition and predation. *The American Naturalist*, 116(3), 362–393.
- Tilman, D. (1982). *Resource competition and community structure*. Princeton University Press.
- Tilman, D. (1988). *Plant strategies and the dynamics and structure of plant communities*. Princeton University Press.
- Tilman, D. (1994). Competition and biodiversity in spatially structured habitats. *Ecology*, 75(1), 2–16.

- Towers, I. R., Bowler, C. H., Mayfield, M. M., & Dwyer, J. M. (2020). Requirements for the spatial storage effect are weakly evident for common species in natural annual plant assemblages. *Ecology*, *101*(12), e03185.
- Turelli, M. (1978). A reexamination of stability in randomly varying versus deterministic environments with comments on the stochastic theory of limiting similarity. *Theoretical Population Biology*, *13*(2), 244–267.
- Turelli, M. (1981). Niche overlap and invasion of competitors in random environments i. models without demographic stochasticity. *Theoretical Population Biology*, *20*(1), 1–56.
- Turnbull, L. A., Rees, M., & Crawley, M. J. (1999). Seed mass and the competition/colonization trade-off: A sowing experiment. *Journal of Ecology*, 899–912.
- Usinowicz, J., Chang-Yang, C.-H., Chen, Y.-Y., Clark, J. S., Fletcher, C., Garwood, N. C., Hao, Z., Johnstone, J., Lin, Y., Metz, M. R., Masaki, T., Nakashizuka, T., Sun, I.-F., Valencia, R., Wang, Y., Zimmerman, J. K., Ives, A. R., & Wright, S. J. (2017). Temporal coexistence mechanisms contribute to the latitudinal gradient in forest diversity. *Nature*, *550*(7674), 105–108.
- Usinowicz, J., Wright, S. J., & Ives, A. R. (2012). Coexistence in tropical forests through asynchronous variation in annual seed production. *Ecology*, *93*(9), 2073–2084.
- Venable, D. L., Pake, C. E., & Caprio, A. C. (1993). Diversity and coexistence of sonoran desert winter annuals. *Plant Species Biology*, *8*(2-3), 207–216.
- Volterra, V. (1926). Variations and fluctuations of the number of individuals in animal species living together. *Animal Ecology*, 409–448.
- Volterra, V. (1937). Principes de biologie mathématique. *Acta Biotheoretica*, *3*(1), 1–36.
- Walters, C., & Korman, J. (1999). Linking recruitment to trophic factors: Revisiting the beverton–holt recruitment model from a life history and multispecies perspective. *Reviews in Fish Biology and Fisheries*, *9*(2), 187–202.
- Weron, R. (2001). Levy-stable distributions revisited: Tail index > 2 does not exclude the Levy-stable regime. *International Journal of Modern Physics C*, *12*(2), 209–223.
- Wetzel, R. G. (2001). *Limnology: Lake and river ecosystems* (3rd ed.). Academic Press.
- Winkler, R. L., & Clemen, R. T. (1992). Sensitivity of weights in combining forecasts. *Operations Research*, *40*(3), 609–614.
- Wisheu, I. C., Rosenzweig, M. L., Olsvig-Whittaker, L., & Shmida, A. (2000). What makes nutrient-poor mediterranean heathlands so rich in plant diversity? *Evolutionary Ecology Research*, *2*(7), 935–955.
- Wright, R. W. (1985). Causation in tort law. *Calif. L. Rev.*, *73*, 1735–1985.
- Yamamichi, M., & Letten, A. D. (2021). Rapid evolution promotes fluctuation-dependent species coexistence. *Ecology Letters*, *24*(4), 812–818.
- Yao, Y., Vehtari, A., Simpson, D., & Gelman, A. (2018). Using Stacking to Average Bayesian Predictive Distributions (with Discussion). *Bayesian Analysis*, *13*(3), 917–1007.
- Ying, X. (2019). An overview of overfitting and its solutions. *Journal of Physics: Conference Series*, *1168*(2).
- Yu, D. W., & Wilson, H. B. (2001). The competition-colonization trade-off is dead; long live the competition-colonization trade-off. *The American naturalist*, *158*(1), 49–63.
- Yuan, C., & Chesson, P. (2015). The relative importance of relative nonlinearity and the storage effect in the lottery model. *Theoretical Population Biology*, *105*, 39–52.
- Zepeda, V., & Martorell, C. (2019). Fluctuation-independent niche differentiation and relative nonlinearity drive coexistence in a species-rich grassland. *Ecology*, *100*(8), e02726.
- Zhou, S.-R., & Zhang, D.-Y. (2008). A nearly neutral model of biodiversity. *Ecology*, *89*(1), 248–258.
- Ziebarth, N. L., Abbott, K. C., & Ives, A. R. (2010). Weak population regulation in ecological time series. *Ecology Letters*, *13*(1), 21–31.