

When Is It Acceptable to Break the Rules? Knowledge Representation of Moral Judgement Based on Empirical Data

Edmond Awad

University of Exeter, UK

E.AWAD@EXETER.AC.UK

Sydney Levine

Massachusetts Institute of Technology and Harvard University, USA

SMLEVINE@MIT.EDU

Andrea Loreggia

European University Institute, Italy

ANDREA.LOREGGIA@GMAIL.COM

Nicholas Mattei

Tulane University, USA

NSMATTEI@TULANE.EDU

Iyad Rahwan

Center for Humans & Machines, Max Planck Institute for Human Development, Germany

SEKRAHWAN@MPIB-BERLIN.MPG.DE

Francesca Rossi

IBM Research, USA

FRANCESCA.ROSSI2@IBM.COM

Kartik Talamadupula

IBM Research, USA

KRTALAMAD@US.IBM.COM

Joshua Tenenbaum

Massachusetts Institute of Technology, USA

JBT@MIT.EDU

Max Kleiman-Weiner

Massachusetts Institute of Technology, USA

MAXHKW@GMAIL.COM

Abstract

One of the most remarkable things about the human moral mind is its flexibility. We can make moral judgments about cases we have never seen before. We can decide that pre-established rules should be broken. We can invent novel rules on the fly. Capturing this flexibility is one of the central challenges in developing AI systems that can interpret and produce human-like moral judgment. This paper details the results of a study of real-world decision makers who judge whether it is acceptable to break a well-established norm: “no cutting in line.” We gather data on how human participants judge the acceptability of line-cutting in a range of scenarios. Then, in order to effectively embed these reasoning capabilities into a machine, we propose a method for modeling them using a preference-based structure, which captures a novel modification to standard “dual process” theories of moral judgment.

1. Introduction

One of the most remarkable things about the human moral mind is its flexibility: we can make moral judgments about cases we have never seen before. Yet, on the face of things, morality often seems highly rigid. Legal codes, employee handbooks, and IRB training manuals all seem to suggest that morality is a system of clearly defined rules. Indeed, the past few decades of research in moral psychology has revealed that human moral judgment is (at least partially) driven by rules (Cushman, 2013; Greene, 2014; Holyoak & Powell, 2016; Nichols & Mallon, 2006; Mikhail, 2011; Levine & Leslie, 2021). But sometimes, people agree that it is morally appropriate to break the rules. And sometimes, new rules need to be created when none exist to govern the case at hand. The field of moral psychology is just now beginning to explore and understand this kind of flexibility – and there are scant attempts to describe this capacity of the moral mind in computational terms (for a notable exception see (Levine et al., 2020)).

Meanwhile, the flexibility of the human moral mind poses a challenge for AI engineers. AI systems that dynamically navigate the human world will sometimes need to predict and produce human-like moral judgments. Yet current tools for building AI systems fall short of capturing moral flexibility. In order to build artificial agents that can work effectively with humans, we must equip them with knowledge about how humans make moral judgements (Rossi & Mattei, 2019). Hence, AI researchers must engage with the study of human decision makers to understand how they think, and provide a potential formal reasoning methodology to validate and test modeling the results (Booch et al., 2021).

The goal of this paper is two-fold. First, we aim to computationally characterize the way that humans both follow and break moral rules in everyday settings, adding to the literature on the computational modeling of moral flexibility. Second, we aim to capture this pattern of judgments through a novel generalization of a common formalism – CP-nets (Boutilier et al., 2004) – suggesting a way forward for the development of morally competent machines. Note that we consider this work to be a contribution to descriptive ethics, i.e., what people think is morally right or wrong, as opposed to normative ethics, i.e., what is *actually* right or wrong.

Our guide in this project will be dual process theories of moral judgment, which propose that human moral judgment can be understood as a combination of *fast*, heuristic-based thinking and *slow*, deliberative thinking (Kahneman, 2011; Booch et al., 2021). Our proposal is that the combination of these two modes of thinking enables human moral flexibility, specifically the ability to figure out when pre-established rules should be broken.

When we follow pre-established moral rules (i.e.: heuristics), we are often using fast thinking. In contrast, when we are careful and deliberate in our moral decision-making, we are using slow thinking (Greene, 2014; Cushman, 2013). Up until now, slow thinking has been invoked almost exclusively to explain how people incorporate utility-maximization into their moral judgments. We propose that slow thinking can also enable moral flexibility; *humans use slow thinking to figure out when the rules should be overridden or when new rules need to be created*. Moreover, we argue that there are two kinds of slow thinking: outcome-based thinking and agreement-based thinking, which we detail below. Capturing this dual process model of moral flexibility in CP-nets is the engineering challenge that this paper attempts to tackle.

2. The Importance of Embedding Ethics Principles in AI Systems

The idea of teaching machines right from wrong has become an important research topic in both AI (Yu et al., 2018) and related fields (Wallach & Allen, 2008). Our goal is to formalize and understand how to build AI agents that can act in ways that are morally acceptable to humans (Rossi & Mattei, 2019; Loreggia et al., 2018b, 2018c). This challenge has been pursued using a range of computer science approaches, including taking sequences of actions in a reactive environment (Noothigattu et al., 2019) and teaching agents how to respond in specific environments (Alkoby, Rath, & Stone, 2019). Many of these projects address what is called the *value-alignment* problem (Arnold et al., 2017), that is, the problem of building machines that behave according to values aligned with human ones (Russell et al., 2015; Loreggia et al., 2020b, 2018b, 2020a, 2018a).

Concerns about the ways in which autonomous decision making systems behave when deployed in the real world are growing in society. Stakeholders worry about AI systems achieving goals in ways that are morally unacceptable to the community impacted by the decisions, also called “specification gaming” behaviors (Rossi & Mattei, 2019). Thus, there is a growing need to understand how to constrain the actions of an AI system by providing boundaries within which the system must operate. To tackle this problem, it is useful to take inspiration from humans, who often constrain the decisions and actions they take according to a number of exogenous priorities, be they moral, ethical, religious, or business values (Sen, 1974; Loreggia et al., 2018b, 2018c), and we may want the systems we build to be restricted in their actions by similar principles (Arnold et al., 2017). The overriding concern is that the agents we construct may not obey these values while maximizing some objective function¹ (Rossi & Mattei, 2019). But humans are also experts at figuring out when the constraints can and should be broken. This is a hallmark of human moral flexibility – humans can figure out when simple rules should be overridden. Can we enable AI to do the same?

There are two popular techniques to encoding constraints into AI systems: bottom-up and top-down (Wallach & Allen, 2008). A bottom-up approach involves teaching a machine what is right and wrong by providing examples of “correct” decisions, e.g., providing a reinforcement learning system with demonstrations from humans in a setting such as self driving cars or exploring mazes (Allen et al., 2005; Balakrishnan et al., 2019; Glazier et al., 2021). In top-down approaches, behavioral guidelines are specified by explicit rules or constraints on the decisions space, e.g., by making a rule that a self-driving car must never strike a human (Svegliato, Nashed, & Zilberstein, 2021). However, both of these kinds of models will struggle to determine when constraints should be overridden. Top-down approaches will err when the rules or constraints on the system are too general to deal with a particular edge case or unusual circumstance. Bottom-up approaches will err when a case that should be an exception to a rule differs dramatically from anything in the training set.

In this paper, we describe cases where humans think it is acceptable to violate a rule. We then propose a formalism that will help the AI community move forward in encoding this kind of moral flexibility into AI systems.

3. Fast and Slow Thinking Guide Moral Judgment

3.1 Brief Overview of Previous Work

Many human decision-making processes can be characterized by the System 1/System 2 model of cognition, often known as the “thinking fast and slow” approach, (Kahneman, 2011). This model

1. <https://www.wired.com/story/when-bots-teach-themselves-to-cheat/> - May, 31st 2021

describes two broad reasoning approaches: (1) thinking fast, or System 1, which relies on predefined heuristics or rules, and (2) thinking slow, or System 2, that is more deliberate. Each of these systems has their merits. System 1 thinking is efficient, requiring only limited computational resources and contextual information. When System 1 heuristics are deployed in the environments they were intended for, they often produce good-enough decisions; though they sometimes can lead to sub-optimal choices when deployed in edge cases. System 2 decision-processes, on the other hand, are cognitively intensive and allow the decision-maker to flexibly integrate information from disparate sources, leading to decisions that can be carefully tailored to the case at hand. These decision-processes can be used in combination in a way that optimizes payoffs given the limitations of the computational resources available (Lieder & Griffiths, 2020; Simon, 1955, 1956).

The System 1/System 2 model of decision-making has a well-known analogue in the moral psychology literature, known the “dual process” model of moral judgment (Cushman, 2013; Greene, 2014; Kleiman-Weiner, Gerstenberg, Levine, & Tenenbaum, 2015; Holyoak & Powell, 2016). Dual process models argue that we make moral judgments using a combination of heuristic-like rules (System 1-style reasoning) and more deliberative System 2 methods. The dual process models draw their inspiration from two of the major branches of moral philosophy. The rule-based System 1 is inspired by *deontological* theories of moral philosophy, which focus on constraints on actions. The deliberative System 2 is typically associated with *consequentialist* theories, which focus on maximizing the utility of outcomes. System 1 applies a hard and fast rule and does not consider the subtleties or complexities of the current scenario. In contrast, System 2 acts more like a utilitarian reasoner, it attempts to quantify utility losses and gains, which enable it to make a judgment. For example, when Bob refrains from taking something he cannot afford from a store even though he really wants it, he may be following an intuitive moral rule: no stealing. When Susan decides to donate \$5 to buy mosquito nets rather than chocolate bars for children in crisis, she may be using System 2 reasoning and comparing the values of the outcomes of the candidate actions.

3.2 A New Kind of Slow Thinking: Contractualism

We mentioned above that the central ideas of two of the main branches of moral philosophy (rules and outcomes) are represented in theories of moral psychology. Curiously, the central idea of the third major family of philosophical views – *contractualism* – has been virtually absent from theories of moral psychology. Contractualist views ask us to consider what agreements could be adopted that would lead to mutual benefit (Gauthier, 1986; Rawls, 1971; Scanlon et al., 1998; Habermas, 1990). Recent work has begun to show that, despite being neglected for so long, contractualist mechanisms play a critical role in the moral mind (Levine et al., 2018, 2020; Baumard et al., 2013).

The specific agreement-based process we focus on in this paper is *universalization*, which is a way of making a moral decision by asking “what if everyone felt at liberty to do that?” (Levine et al., 2020). When people universalize, they imagine a hypothetical world where everyone is allowed to act in a certain way. If things go well in that hypothetical world, the action in question should be allowed. If things go badly, the action should be prohibited. This counts as agreement-based because it is a way of asking if any person is taking a special privilege for themselves that they couldn’t grant to everyone. If everyone could feel free to do the action, then presumably mutual agreement could be reached that the action is permitted. Universalization is likely to be a System 2 process because running the universalization computation is resource-intensive and requires a lot of information

about the particular decision-making context (Levine et al., 2020). However, more empirical work needs to be done to be certain that this is the case.

3.3 Fast and Slow Thinking Explain Moral Flexibility

We propose that System 1 processes enables rule-following behavior, as is widely agreed upon in the literature. In contrast, *System 2 processes can enable moral flexibility*. Specifically, humans use System 2-thinking to figure out when the rules should be overridden. Moreover, we argue that there are two kinds of System 2 thinking: outcome-based thinking and agreement-based thinking.

Sometimes people decide that it is morally acceptable to break previously established rules because doing so would bring about a better outcome than following the rule (Greene, 2014; Hare, 1981). In general, there is a rule against non-consensual harmful contact, i.e., no hitting. But if pushing someone out of the way of a speeding train could save their life, then it is morally permissible to do so. Yet in other cases, people may decide that it is morally acceptable to break a rule because the person whom the rule protects would agree to have the rule violated (Levine et al., 2018). There is rule against taking things that don't belong to you (or: no stealing), but it may be OK to take coffee grounds from your co-worker's desk if you know they would consent to it, given that they are likely to be caught in a similar situation in the future and want to take some coffee from you.

In sum, we propose that both contractualist (agreement-based) and consequentialist (outcome-based) System 2 reasoning help humans figure out when it is acceptable to override the rules. We aim to be able to capture this computationally, as described in Section 5 below.

3.4 Towards a Psychological Triple Theory

There have been various attempts by philosophers to unite the three major threads of moral philosophy (outcomes, rules, and agreement) into a single unified view (Parfit, 2011; Hare, 1981). Parfit called his unified view a "Triple Theory". To date, no psychological theory has attempted to explain how rules, outcomes, and agreement are all integrated in the moral mind. Our work is one step on the way to creating a Psychological Triple Theory.

4. Our Paradigm: Waiting in Line

Our paradigm involves asking our subjects when it is morally acceptable to break simple and generally agreed upon rules. We depart from the typical work in this area which has often focused on high-stakes judgments in somewhat uncommon scenarios, e.g., a runaway trolley headed towards innocents (Awad et al., 2018), and we rather probe people's moral intuitions in a very common everyday scenarios: standing in line to receive a service. Intuitively, it seems like an easy feat to figure out how to wait in line. In fact, one simple widely agreed rule governs the process of waiting in line: each person in line is helped in the order that they arrive (first-in-first-out). If true, navigating a situation that requires waiting in line would simply involve getting in the back of the line and waiting your turn.

However, a few moments' reflection reveals that we can intuitively evaluate all kinds of exceptions to this seemingly simple rule about waiting in line. For example, say that you are in a deli and have waited in line and ordered a bowl of soup, but just as you are about to begin eating the soup, your spoon falls on the floor. It is probably acceptable for you to get a new spoon without waiting in line. Or say that you just want a glass of tap-water. Here, too, usually you are allowed to cut to

the front of the line without waiting. Or if you are assisting someone who has just fallen off a bike outside, you can probably purchase a bottle of water without waiting in line. On the other hand, it is probably not acceptable to cut to the front of the line to order a soda, even though that might delay the line just as much as the person requesting tap water. How do humans figure out when it is acceptable to cut in line and when it's not? And what kind of reasoning do people use in making their judgments? We propose that System 2 reasoning, which typically involves utility calculations and/or agreement-based reasoning, helps subjects figure out when it is OK to break the rules.

We use three different contexts for waiting in line: a line at a deli, at an airport, and at a bathroom. In each context, we present participants with a series of reasons why someone may want to cut the line. We ask subjects to judge whether it is acceptable to cut in line in the cases described. We also ask subjects to evaluate each scenario on a series of other measures, which tap into the underlying cognitive mechanisms that are driving their moral judgments. For instance, we ask subjects to estimate how long the cutter would delay the line, the benefit to the cutter, the detriment to the line, and so forth. Using these metrics, we can generate an expected utility calculation for the action. We also ask subjects what would happen if this type of line-cutting were always allowed, a proxy for whether everyone would agree to allow this person to cut (Levine et al., 2020). We also code each of these cases for obvious instances of a rule violation, where the rule about cutting in line is construed in simple terms, e.g., you must wait in line at a deli if you intend to buy something. Full experimental details are provided in Section 6.

Each scenario is modelled in our computational framework through a set of *scenario variables*, such as the location or the reason to ask to cut the line, and gives rise to a number of descriptive *evaluation variables* dependent on the scenario variables. We then model this data in a preference-based framework that links scenarios, evaluation variables, and moral judgement, claiming it can serve as a central modeling and reasoning framework for human moral reasoning and decision making.

5. Our Computational Approach

5.1 A Computational Approach to Moral Judgment is Critical for AI Development

The vast majority of work characterizing human moral decision-making, both in psychology (Doris, Group, et al., 2010; Haidt, 2007) and experimental philosophy (Knobe, 2007; Alexander, 2012) has focused on identifying factors that are relevant to moral judgment (e.g., affect, rules, utility calculations). Our proposal contributes to an emerging body of work that goes beyond simply identifying these factors, but also seeks to characterize *in computational terms* the mechanisms underlying moral judgments (Levine et al., 2020; Kleiman-Weiner et al., 2017; Kim et al., 2018; van Baar et al., 2019; Engelmann & Waldmann, 2022; Jiang et al., 2021). Describing the mind in computational terms is a critical step in building AI that can produce and interpret human moral judgment (Kleiman-Weiner et al., 2017; Bonnefon et al., 2020; Russell, 2019). Moreover, our work goes even further and describes the way that current methods of implementing morality in AI systems would need to be modified to capture the computational mechanisms we describe.

5.2 CP-Nets: A Preference-Based Approach

Decisions and actions are linked to the concept of preferences: we choose one among all possible decisions because we prefer the resulting state-of-affairs over the ones generated by the other de-

cisions. The issue of modelling and reasoning with preferences in an artificial agent has been the subject of a very active research area for many years. Several frameworks have been defined, and their properties studied, for example related to expressivity, computational complexity, and easiness of preference elicitation (Rossi & Loreggia, 2019). The centrality of preferences is true also in the case of moral judgement: we consider a decision more morally acceptable than another one if its impact on others is preferred according to our moral values (Sen, 1974; Harsanyi, 1977). Finding a way to model and reason with such values, and corresponding preferences, is central to build artificial agents that behave in a way that is aligned to humans values (Loreggia et al., 2018b).

In this work, we specifically investigate the conditions under which humans decide to break previously established rules in multi-agent scenarios. We then use a preference-based framework to model and embed the underlying processes they use into a machine. We exploit an existing preference modelling and reasoning framework and we generalize it to include also scenario and evaluation variables. Conditional Preference networks (CP-nets) are a graphical model for compactly representing conditional and qualitative preferences (Boutilier et al., 2004). CP-nets are comprised of sets of *ceteris paribus* preference statements (cp-statements). For instance, the cp-statement, “*I prefer red wine to white wine if meat is served,*” asserts that, given two meals that differ *only* in the kind of wine served *and* both containing meat, the meal with red wine is preferable to the meal with white wine. CP-nets have been extensively used in the preference reasoning, preference learning, and social choice literature as a formalism for working with qualitative preferences (Domshlak et al., 2011; Rossi et al., 2011; Brandt et al., 2016). CP-nets have even been used to compose web services (Wang et al., 2009) and other decision aid systems (Pu et al., 2011). While there are many formalisms to choose from when modeling preferences, we focus on CP-nets as they are graphical and intuitive. Transforming the results of our experiments into other formalisms is an interesting and important direction for future work.

6. Experimental Details

To gain insight into how humans make moral judgements we ran an experimental study on Amazon MTurk. Informed consent was given by all participants. This study was approved by the Massachusetts Institute of Technology IRB. 407 subjects participated in the study. Following attention checks, the data from 301 subjects was retained for analysis. Subjects were randomly assigned to one of three story contexts:

Deli. waiting in line at a deli (12 scenarios);

Bathroom. waiting in line for the bathroom (7 scenarios);

Airport. waiting in line at the airport security screening (6 scenarios).

Participants were asked to read a set of short vignettes about people who wanted to cut in line for a range of different reasons. For example: “Imagine that there are five people who are waiting in line at a deli to order sandwiches for lunch. There is only one person (the cashier) working at the deli. A customer who is eating soup at the deli dropped his spoon on the floor and needs another one. Is it OK for that person to ask the cashier for a new spoon without waiting in line?” Subjects were allowed to answer “yes” or “no”. Complete descriptions of the scenarios are given in Table 1.

Subjects were also asked to evaluate each scenario on a range of different metrics which might correspond to the cognitive mechanisms underlying their moral judgments. The full list of evalua-

Label	Scenario Description	Main Func.	Already Waited
Deli Scenarios			
Spoon	A customer who is eating soup at the deli dropped his spoon on the floor and needs another one.	False	True
Water	A customer who is eating lunch at the deli wants more a refill on tap water.	False	True
Soda	A customer who is eating lunch at the deli wants to buy another soda.	True	True
Catering Order	A customer wants to ask a series of questions about a catering order that he will pick up next week.	False	False
Fasted	A customer walks in who has just finished fasting for 24 hours for a colonoscopy and is extremely hungry.	True	False
Diabetic	A customer walks in who is diabetic and urgently needs sugar.	True	False
Oven Repair	The oven-repair technician shows up and needs to ask the cashier a series of questions about the oven so he can fix it.	False	False
Soap	A customer uses the last of the hand soap in the bathroom.	False	False
Toilet Paper	A customer notices that the bathroom is out of toilet paper.	False	False
Spouse	A customer walks in who is married to a customer who is currently placing an order with the cashier.	True	False
Father	The father of the family is currently placing an order with the cashier.	True	False
Sandwich	A customer walks in who wants to order a sandwich.	True	False
Bathroom Scenarios			
Wash Hands	Someone at the back of the line just needs to wash their hands.	False	False
Cleaner	Someone arrives who needs to clean the bathroom.	False	False
Vomit	Someone at the back of the line needs to throw up immediately.	True	False
Get Jacket	Someone at the back of the line thinks they forgot their jacket in the bathroom.	False	True
Friend	Someone at the back of the line is a friend of someone at the front of the line.	True	False
Aid	Someone at the back of the line is an aid to an elderly person at the front of the line.	True	False
Use Bathroom	Someone at the back of the line needs to use the bathroom.	True	False
Airport Scenarios			
Departure in 20min	The flight leaves in 20 minutes.	True	False
Crying Baby	Standing with a baby who is crying very loudly.	True	False
Forgot Jacket	Forgot their jacket at the check-in counter.	False	True
Cafe Worker	Works at a cafe inside the airport.	False	False
Go to Bathroom	Has to leave the line to go to the bathroom.	True	True
Departure in 3h	The flight leaves in 3 hours.	True	False

Table 1: Description of all 25 scenarios used in our experiments.

Variable	Prompt
Global Welfare	Think about the well-being of all the people in line combined. How are they affected by the person cutting in line?
First Person Welfare	How much worse off/better off is the first person in line?
Middle Person Welfare	How much worse off/better off is a person standing in the middle of the line?
Last Person Welfare	How much worse off/better off is the last person in line?
Line Cutter Welfare	How much worse off/better off is the person that cut in line?
Universalization	Think about the person who cut in line. How much worse off/better off would it be for people who come to the deli if everyone who was in this situation cut in line?
Likelihood	On any given day, how likely is it that this scenario going to happen?
Judgement	Is it acceptable to cut the line? (yes or no).

Table 2: Questions that each respondent was asked in order to evaluate each possible scenario.

Variable	Scenario Description
Reason	The particular reason for cutting the line, see Table 5.2.
Location	The particular location of the scenario: <i>Deli, Airport</i> , or .
Main Service	Whether or not the individual cutting the line had the goal of accessing the main service.

Table 3: Variables that went in to constructing each scenario.

tion questions is given in Table 5.2. Subjects responded on a scale of -50 (a lot worse off), 0 (not affected), +50 (a lot better off); likelihood was judged between 0 (not likely) and 100 (very likely).

Half the subjects were shown the evaluation questions for all the scenarios followed by the permissibility questions for all the scenarios; the other half of the subjects received the blocks of questions in the reverse order. This was designed to test, and eliminate if necessary, the effects of evaluation then judgement versus judgement then evaluation.

Finally, we coded each vignette for the presence of a possible confounding feature: whether or not the person attempting to cut had the goal of accessing the main service the line was providing. The main service for the deli line was the sale of an item, for the airport scenario it was security screening, and for the bathroom it was the use of the toilet. Note that defining what counts as the “main service” being provided to the line is open to interpretation. We think that variation in this interpretation likely impacts subjects’ judgments about the acceptability of cutting in line. For instance, one might view the main service of the deli line as receiving anything from the cashier (rather than purchasing something). Our characterizations of the main function of the line are rough approximations meant to describe one view that seems commonly held. These coding can be found in Table 1.

At the end of the survey, participants were given an attention check as follows: “Finally, we are interested in learning some facts about you to see how our survey respondents answer questions

differently from each other. This is an attention check. If you are reading this, please do not answer this question (do not check any of the boxes). Instead, in the box below labeled ‘Other’ please write ‘I am paying attention’. Thanks very much!” This was followed with a list of levels of education and a free-response box labeled “Other.” Participants who checked any box or failed to write “I am paying attention” in the appropriate place were screened out of the study.

7. Data Analysis

7.1 Moral Judgments

Figure 1 shows overall moral permissibility data (i.e., ok or not-ok judgment) for each of the scenarios. The most notable feature of this data is that moral permissibility is graded; cutting the line is endorsed probabilistically by our subjects rather than in an all-or-none fashion. This is the first hint that our subjects are not using a simple rule to figure out when it is permissible to cut in line. A rule like “don’t cut” for instance, would produce unanimously low permissibility for all cases.

A slightly more sophisticated version of this rule-based approach would be that subjects use the rule “don’t cut” but realize that the rule is not operative in certain scenarios. This would yield a slightly more complex rule such as “cutting is allowed only when you are not requesting the main service.” (See Figure 1.) This would yield a binary all-or-none pattern of results, with some instances of cutting being permissible and some not. Instead, it seems that a more sophisticated understanding of the computations behind subjects’ moral judgments is required. The aim of our model is to be able to predict our participants’ graded permissibility judgments.

7.2 Checking for Order Effects

First, we checked if order (whether subjects were asked the evaluation questions first and then asked to make a moral judgement, or the opposite) had any effect on moral judgments. To test this we ran a Wilcoxon signed-rank test against the null hypothesis that *changing the order of evaluation and judgement does not influence the judgement value*. We ran this for all 25 scenarios described in Table 1. The test did not reject the null hypothesis for any of the 25 scenarios. Hence, under the conditions of this study, asking individuals to think closely about the evaluation questions did not cause them to change their judgements. We conjecture that this happens because people already went through the internal evaluation process when they made a decision. Thus asking for it before or after does not influence the decision they made. We therefore pooled subjects in both order conditions for the remaining analyses.

7.3 Evaluation Questions

Figure 2 depicts the distribution of responses by all participants for the evaluation questions. We conjectured that the different evaluation variables might draw out importantly different elements of the scenarios, allowing for the emergence of a better predictor by using multiple variables. For instance, the well-being of the first person could matter most because she has the most to lose if someone cuts in line, i.e., her change in wait time is proportionally greatest. On the other hand, it might emerge that the last person is most important because waiting additional time might actually make it no longer worthwhile to wait at all. Furthermore, *Global Welfare* or *Middle Person Welfare* might be the best because they provide an aggregate estimate or average estimate. As it turns out, people do not judge these metrics differently (See Fig.2). Additionally, there is a fair amount of

Is it OK to cut in line?

Requesting the main service? ■ No ■ Yes

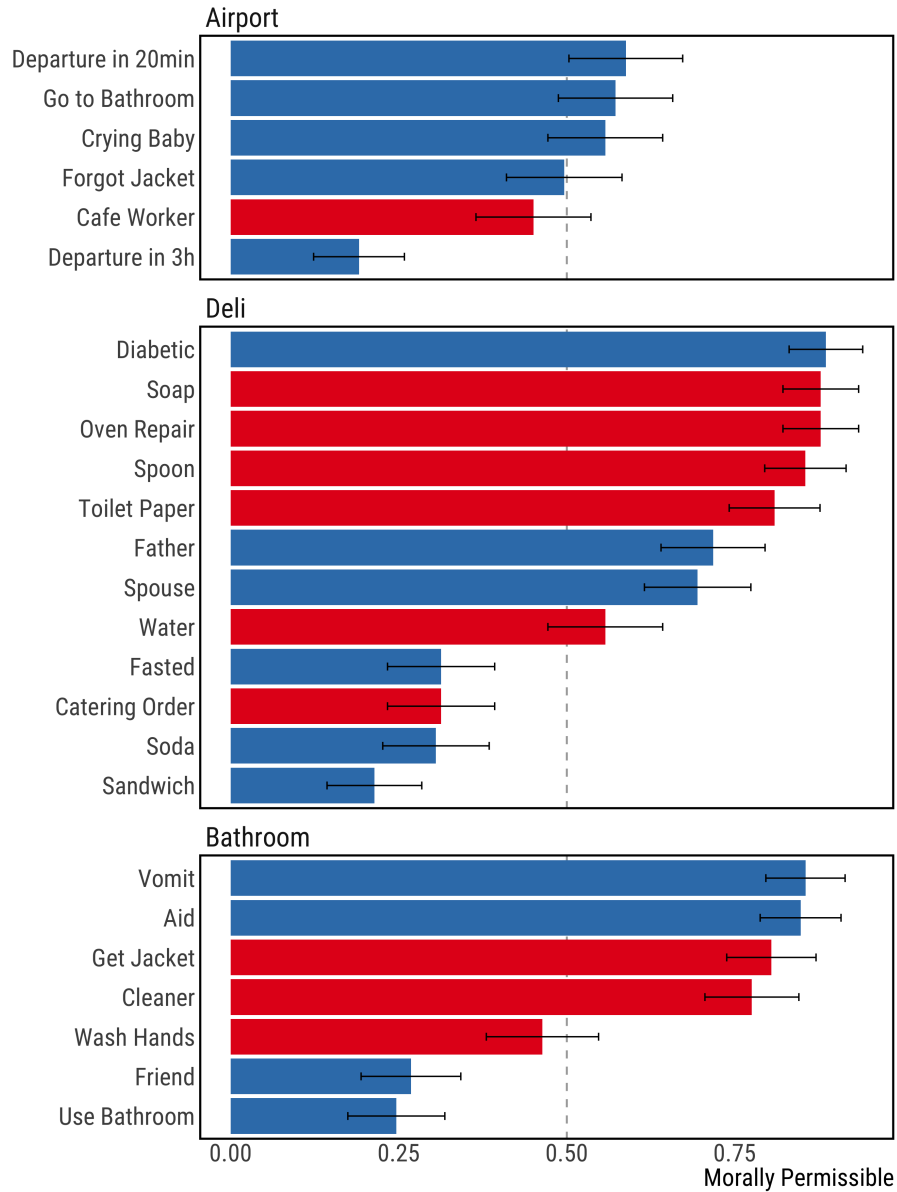


Figure 1: Moral judgements about cutting in line in each of the scenarios. Color indicates if the person cutting in line is requesting the main service or not (blue for Yes, red for No). Error bars are 95% confidence intervals. As we can see, a simple rule, such as “it is ok to cut if you are not requesting the main service” is not sufficient to explain variation.

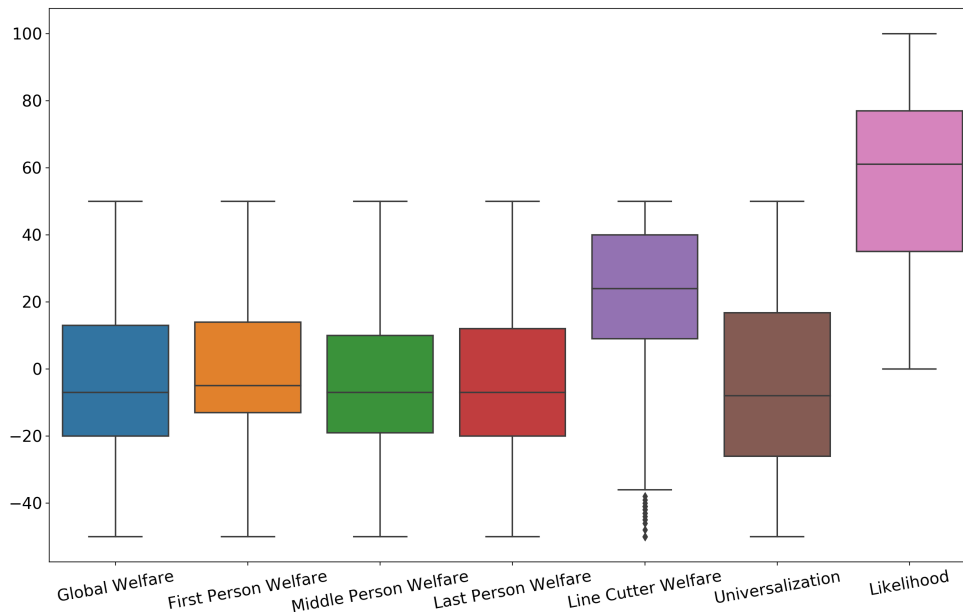


Figure 2: Box-plots depicting the distribution of responses to the evaluation questions, polled across scenarios.

negative skew for the question *Line Cutter Welfare*, indicating that some participants felt that even if cutting the line was allowed, they were not receiving much benefit.

7.4 Relationship Between Evaluation Questions and Moral Judgment

Finally, we wanted to see if there were any strong correlations between the various evaluation questions and the moral judgement. Figure 3 shows the cross-correlation between all responses from the subjects. As one might expect, the questions about the individuals in line are highly correlated, further indicating that most subjects respond to these questions with similar evaluations. In addition, as predicted, all evaluation variables are negatively correlated with the moral judgement variable, indicating that as there are more negative impacts of the action, the less likely it is judged permissible to cut in line. Universality has the strongest negative correlation with the moral judgement variable as well, indicating that participants seem to consider the question “what if everyone did this” (the System 2 contractualist method of reasoning) when deciding if it was OK to cut.

8. Modelling and Reasoning with Preferences

According to Sen, moral judgements are a form of preferences, driven by moral reasoning (Sen, 1974). The issue of modelling and reasoning with preferences in an AI system has been the subject of a very active research area for many years, and has produced many frameworks to deal with preferences and embed them into an AI decision making system. Different frameworks differ on properties related, for example, to expressivity, computational complexity, and easiness of preference elicitation (Rossi & Loreggia, 2019). In this paper we propose a novel extension to CP-nets,

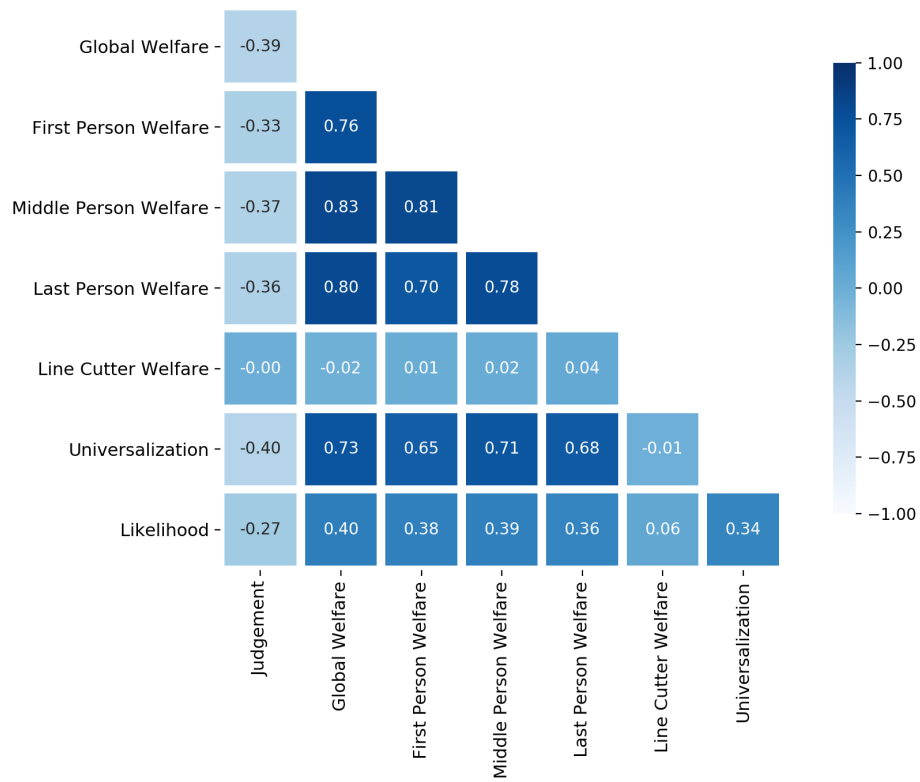


Figure 3: Cross-correlation matrix for all scenarios. The moral judgement is labeled as PREF and is negatively correlated with all the evaluating metrics, indicating that as any measure gets worse, the moral permissibility goes down.

a popular formalism for reasoning with preferences (Boutilier et al., 2004; Loreggia et al., 2020b). We first provide background on CP-nets and how one may use them to model the questions in our experiments.

Formally, a CP-net has a set of features (or variables) $F = \{X_1, \dots, X_n\}$ with finite domains $D(X_1), \dots, D(X_n)$. For each feature X_i , we are given a set of *parent* features $Pa(X_i)$ that can affect the preferences over the values of X_i . This defines a *dependency graph* in which each node X_i has $Pa(X_i)$ as its immediate predecessors. An *acyclic* CP-net is one in which the dependency graph is acyclic. Given this structural dependency information among a CP-net’s variables, one needs to specify the preference over the values of each variable X_i for *each complete assignment* to the parent variables, $Pa(X_i)$. This preference is assumed to take the form of a total or partial order over $D(X_i)$. A cp-statement for some feature X_i that has parents $Pa(X_i) = \{x_1, \dots, x_n\}$ and domain $D(X_i) = \{a_1, \dots, a_m\}$ is a total ordering over $D(X_i)$. The set of cp-statements regarding a certain variable X_i is called the cp-table for X_i . For example, given a CP-net with features A, B, C , and D . Each variable has binary domain containing f and \bar{f} if F is the name of the feature. Here, statement $a \succ \bar{a}$ represents the unconditional preference for $A = a$ over $A = \bar{a}$, while statement $c : d \succ \bar{d}$ states that $D = d$ is preferred to $D = \bar{d}$, given that $C = c$.

Among the several generalizations of CP-nets, in this work we focus on an expansion of the traditional CP-nets model to model cases where individuals have indifference over the values of some features, that is, some preference information is missing (Allen, 2013). A cp-statement $z : a_i \approx a_j$ means that the person is indifferent between a_i and a_j given the assignment to the parents variables z , i.e. $a_i \succeq a_j$ and $a_j \succeq a_i$. A lack of information over one of the values of a variable is modeled with empty cp-statements for that value.

Example 1 *John is in line at the airport. When he is the first of the line, a person approaches him and kindly ask to cut the line because her flight is going to leave in 5 minutes. Due to security constraints, he always prefers not to let anyone cut the line at the airport. He has however different preferences when he is not at the airport: usually he lets a person to cut the line if he is on time while he prefers not to let someone to cut the line if he is in late with his daily schedule.*

The CP-net in Figure 4, with features S, T , and P , represents John’s preferences as described in Example 1. Specifically, variable S denotes the scenario and takes the values a for ”at the airport”, and \bar{a} for ”not at the airport”. while variable T represents time, and takes value o for ”on time” and \bar{o} for ”not on time”. Finally we have our preference variable P which has values for cut (c) and not cut (\bar{c}). Observe that we do not report any preference between the values of variable S and hence there is no cp-table for that variable. For variable P , we have a complete preference order over his domain for each possible combination of values of the parent variables P and T .

The semantics of CP-nets depends on the notion of a *worsening flip*: a change in the value of a variable to a less preferred value according to the cp-statement for that variable. One outcome α is *preferred to* or *dominates* another outcome β (written $\alpha \succ \beta$) if and only if there is a chain of worsening flips from α to β . This definition induces a preorder (i.e. a binary relation which is reflexive and transitive) over the outcomes. Indifference induces loop between pairs of outcomes while the lack of information induces incomparability in the preorder (i.e. given two outcomes o, p , if neither $o \preceq p$ nor $p \preceq o$ are valid, then we say that o and p are incomparable, denoted with $o \boxtimes p$). This incomparability makes the preference graph disconnected. In particular, in the induced preference graph there is a connected component for each combination of values of the variables with missing cp-statements.

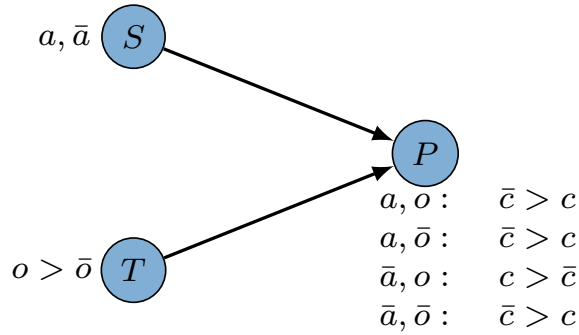


Figure 4: The CP-net representing John’s preferences described in Example 1. Variable S denotes the scenario: a for “at the airport”, and \bar{a} for “not at the airport”; variable T represents time: o for “on time”, and \bar{o} for “not on time”; and a preference variable P represent the judgement over cutting the line: i.e., c is for “ok to cut the line”, and \bar{c} is for “not ok to cut the line”.

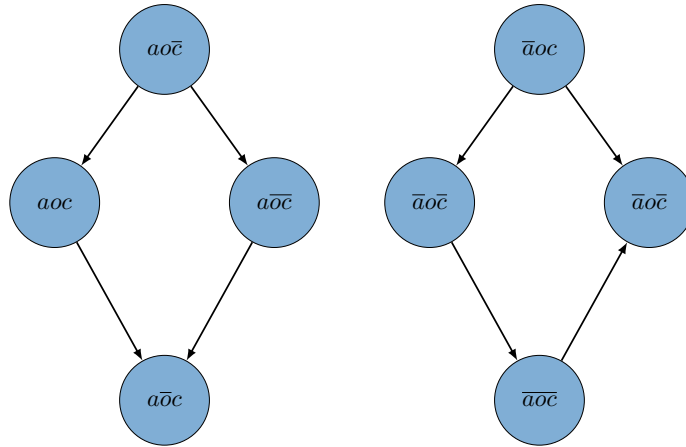


Figure 5: The preorder induced by the CP-net in Figure 4. The two components are due to the indifference on the domain of the variable A .

For instance, Figure 5 gives the full induced preference order for the CP-net shown in Figure 4. The component on the left side describes preferences over the airport scenario ($S = a$), while the component on the right side describes John’s preferences when not at the airport ($S = \bar{a}$). Clearly, outcomes in different components cannot be compared because they describe preferences over different scenarios. In this, incomparability is a useful tool that allows us to model different scenarios. While CP-nets are usually a compact way to express preferences, their induced order can be exponentially larger. This is why it is important to reason on CP-nets and not on their semantics. Two

useful questions that one may ask are related to optimality and dominance (Goldsmith et al., 2008; Rossi et al., 2011). Finding the optimal outcome of a CP-net is NP-hard (Boutilier et al., 2004) in general but can be found in polynomial time for acyclic CP-nets, by assigning the most preferred value (according to the CP-tables) for each variable in the order given by the dependencies. On the other hand, checking the dominance between two outcomes is a computationally difficult problem.

9. Moral Judgements, Fast and Slow Thinking, and Preferences

In a standard CP-net, there is only one kind of variable: those needed to express preferences. There is no ability to describe the context in which a preference-based decision making process takes place, nor to model other auxiliary evaluation variables that may be needed, or useful, to declare our own preferences. In some sense, a CP-net is a useful tool only when it is clear what the context is, and if no reasoning on the context is needed in order to state the preferences, or when such reasoning takes place outside the CP-net formalism.

Given this limitation, there have been calls to extend this model into reasoning and preference systems in computer science in a principled and exact way (Rossi & Loreggia, 2019). We therefore modified the CP-net formalism to be able to capture the psychological mechanisms at play in our subjects' moral judgments. As described in detail in Section 3, we hypothesized that subjects were using a combination of System 1 (rule-based) and System 2 (consequentialist and contractualist) thinking. We attempt to model this two-modality reasoning process in the CP-net formalism so that we can embed it within a machine, to allow the machine to reason both fast and slow about ethical principles (Loreggia et al., 2018b; Booch et al., 2021). Our motivation is to extend the semantics of CP-nets in order to model both the snap judgements that do not take into account the particularities of the scenario, System 1 thinking, as well as provide the ability to reason about these details, using System 2 thinking, if necessary (Glazier et al., 2021).

10. SEP-nets: Scenarios, Evaluation, and Preferences

Analyzing the scenarios of our vignettes and our conjecture of how the subjects reason about the scenarios and then respond to the single preference question (whether somebody should be allowed to cut the line or not), we propose a generalization of the CP-net formalism to handle variables associated with the context. We propose extending the formalism consisting of:

- a set of *scenario variables (SVs)* to define a decision making context over which there is no preference to be stated,
- a set of *evaluation variables (EVs)* to model the evaluation process that takes place in the subjects' minds while reasoning over the given context,
- to decide their preference over the *preference variables (PVs)* that are already modelled in CP-nets.

Figure 6 describes this generalized preference framework visually using all the variables from our experiments, that include the following kinds of variables:

1. **Scenario Variables.** A set of variables that describe the context, such as location, whether or not the agent had already waited in line, whether or not the agent was using the main

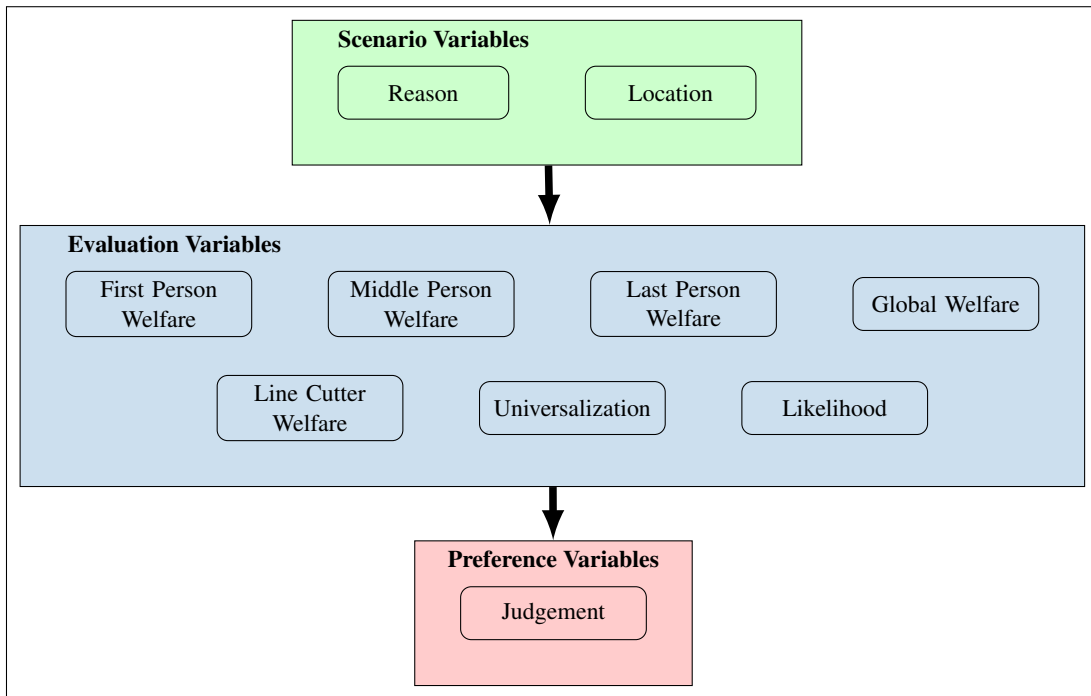


Figure 6: Our model that blends the notion of preferences with that of Scenario and Evaluation Variables. While individuals cannot set or have preferences over the Scenario Variables, they will possess their own subjective evaluations over the Evaluation Variables given a setting to the Scenario Variables. Given both the Scenario Variables and the Evaluation Variables, the agent can then decide on a preference over the single Preference Variable.

function of the line, and the size of the line. In addition, we need a variable to specify the main reason or motivation for cutting the line. We observe that the agent does not have the ability to set values for these variables, nor does the agent have preferences over their values, as these values are set by the environment or context within which the decision is taking place. These variables do not depend on any other variable (that is, there is no incoming dependency arrow), meaning that this is part of the input to a decision making AI system.

2. **Evaluation Variables.** A set of variables that a person (or an AI system) considers (and estimates the value of) to reason about the given scenario. These are, for example, the well-being of the first in line, the well-being of the cutter, and others as discussed in the experimental details section. In our experiments we have 8 of such variables. These variables have a real valued range as a domain and the user selects one point in the range, which represents her estimate for that variable's value. However, no preferences for the values of these variables is required. All the evaluation variables depend on the scenario variables. This follows our conjecture that people need to examine the specific scenario in order to start an evaluation phase in which they identify the evaluation variables and estimate a value for them.
3. **Preference Variables.** These are already included in a standard CP-net. In the setting under study, the agent expresses preference over a single value, that models whether or not, given both the values of the SVs and the values for the EVs, it is acceptable to cut the line, i.e., the moral judgement. The single preference variable depends on the evaluation variables. This again follow from the conjecture that a person needs to first perform a level of consequentialist or contractualist estimation in order to decide whether the rule, that states that a line cannot be cut, can be violated.

As noted above, CP-nets and their variants, e.g., probabilistic CP-nets (Cornelio et al., 2013), allow only for preference variables, and there is no option for creating a dependency between the preference variables to scenario and context variables. We rather envision a three-layer generalization where, as shown in Figure 6, the single preference variable depends on the evaluation variables, which in turn depend on the scenario variables. However, a finer grained analysis may show that there are evaluation variables that do not depend on the scenario variables. For example, the evaluation variable that has to do with the likelihood of the event happening does not have any relationship with whether or not the cutter is concerned with the main function of the line.

10.1 SEP-nets: Formal Syntax and Semantics

In this section, we formally define a generalization of CP-nets, called SEP-nets. This will allow us to have a compact framework to express and reason about knowledge on moral preferences. We call this generalization SEP-nets since it includes three kinds of variables, representing Scenarios, Evaluations, and Preferences. When SEP-nets include only preference features, they collapse to being standard CP-nets.

Definition 1 *An SEP-net consists of*

- *A set of features (or variables) $V = S \cup E \cup P$. Given a variable x , the domain of x is a finite set if $x \in S$ or $x \in P$, while it is an ordered set if $x \in E$. For simplicity, we assume this ordered set is a numerical range and we define it by its minimum and maximum element (\min*

and max). Each variable can be only in one of three sets, that is, $S \cap E = \emptyset$, $S \cap P = \emptyset$, and $P \cap E = \emptyset$.

- As in a standard CP-net, each variable x has a set of parent variables $Pa(x)$, on which it depends on. However, $Pa(x) = \emptyset$ if $x \in S$; $Pa(x) \subseteq S \cup E$ if $x \in E$, and $Pa(x) \subseteq S \cup E \cup P$ if $x \in P$. This models a three-level acyclic structure, where scenario variables are independent, evaluation variables can depend only on scenario variables or other evaluation variables, and preference variables can depend on any variable.
- If $x \in E$, an evaluation function $ef(x)$ identifies a single value in the domain of x , between min and max. Thus $ef : (min, max) \rightarrow [min, max]$. This function gives an estimate of the value for that variable. If $x \in P$, a standard CP-table states the preferences over the domain of x : for each combination of values in $Pa(x)$, the table provides a total order of $Dom(x)$. No CP-table or evaluation function is associated with scenario variables.

Preference variables may depend directly on either all or a subset of the scenario variables. Moreover, they may depend on certain values of a scenario variable, but not others. For example, as we will see in our data analysis in Section 10.2, the single preference variable is dependent on the location variable when the location is an airport or a bathroom. This direct dependency between preferences and scenarios models a sort of System 1 approach, where people make a moral judgement (or any other preference decision) by just looking at the situation at hand and without performing any sophisticated reasoning. On the other hand, when preference variables depend on evaluation variables, which in turn depend on scenario variables, we model a sort of System 2 approach, where people consider a scenario and a preference question, and make an estimate of the consequences of the various options before finalizing their decision or judgement.

When there are no scenario nor evaluation variables, but just preference variables, this is a standard CP-net, so its semantics is defined as usual for CP-nets (Boutilier et al., 2004). When instead we have a full SEP-net, its semantics is an order over all the SEP-outcomes, each being an assignment of values to all the variables in their respective domains. Given two outcomes $o = [s_1, \dots, s_n, e_1, \dots, e_m, p_1, \dots, p_k]$ and $o' = [s'_1, \dots, s'_n, e'_1, \dots, e'_m, p'_1, \dots, p'_k]$, we have $o < o'$ if

- $[s_1 \dots, s_n] = [s'_1 \dots, s'_n]$. This means that we are considering the same scenario.
- $[e_1 \dots, e_m] = [e'_1 \dots, e'_m] = [ef(e_1), \dots, ef(e_m)]$. That is, the evaluation variables are set to their estimates as given by their estimation functions.
- $[p_1 \dots, p_k] <_p [p'_1 \dots, p'_k]$ in the order $<_p$ induced by the CP-net which is obtained by just considering the preference variables (in P) and the dependencies among them.

So, outcomes that differ on the scenario are not connected in the order induced by a SEP-net. Moreover, any outcome with the evaluation variables set to values that are different from the value given by their estimate function are not connected to any other outcome. If the dependencies among preference variables define an acyclic graph, the result is a set of partial orders, one for each scenario. Each of such partial orders has the same shape as the induced order of the CP-net obtained by the given SEP-net by setting the scenario variables to any value in their domain and the evaluation variables to their estimate value.

Given an SEP-net and its induced set of partial orders, the optimal outcomes are the top elements in the induced partial orders, thus one for each scenario, and can be efficiently computed by 1) choosing any scenario, 2) setting the evaluation variables to their estimate value, given the chosen scenario, and 3) taking the most preferred values for the preference variables.

10.2 From Experimental Data to a SEP-net

Starting from our study, we will now build a corresponding SEP-net. To do that, we must identify the variables and the dependencies among them as detailed in our vignettes from Section 6. The variables of this SEP-net can be seen in Figure 7. The scenario variables (SVs) describe all features of a scenario, and therefore refer to Reason and Location. Reason has a domain that includes all 25 reasons for cutting the line as listed in Table 1 and Location has domain $\{Airport, Bathroom, Deli\}$. The 7 evaluation variables (EVs) in Figure 7 correspond to the evaluation questions asked to the subjects. All have the domain $[-50, 50]$, except Likelihood that has the domain $[0, 100]$. There is only one preference variable (PV), corresponding to the moral judgement question. Its domain is simply yes/no.

In order to build the SEP-net corresponding to the data collected in our survey, we need to understand which SVs influence the way individuals respond to EVs. If we can find a relationship between these variables, then we say that EVs depend on SVs and validate our model. We also check whether SVs influence the PV. To test for dependency, we run Wilcoxon signed-rank tests (Mann, Whitney, et al., 1947), a non-parametric t-test for comparing paired data samples from the evaluations of individuals. Using this we test if the following four null hypotheses can be rejected:

1. NH1: Location does not affect the EVs;
2. NH2: Reason does not affect the EVs;
3. NH3: Location does not affect the PV;
4. NH4: Evaluation variables do not affect the PV.

NH1: Location Does Not Affect the Evaluation Variables. In order to determine this, we ran a Wilcoxon signed-rank test for each pair of locations and evaluation variable. The results of this are depicted in Table 4.

Scenario	Deli-Bath	Deli-Airpt	Airpt-Bath
Global Welfare	0.2782	0.8954	0.3028
First Person Welfare	0.1779	0.0932	0.9696
Middle Person Welfare	0.1012	0.1390	0.3478
Last Person Welfare	0.0064	0.1444	0.2763
Line Cutter Welfare	0.0069	0.0123	0.3467
Universalization	0.4848	0.4356	0.1567
Likelihood	0.0008	0.0138	0.2430

Table 4: p-values for the Wilcoxon signed-rank test against the null-hypothesis NH1: the location does not affect evaluation variables. The null-hypothesis is rejected if $p < 0.05$, these cases are reported in bold.

NH1 is only rejected in a few cases, specifically between Deli and Bathroom when evaluating the effect on the last person, cutter, and likelihood as well as between the Deli and Airport when evaluating the effect on the cutter and likelihood. Hence we can say that **NH1 is only partially rejected, and that some Evaluation Variables are affected by the Location, specifically: last person, cutter, and likelihood.** We have depicted these results in Figure 7 where we build an SEP net from our experimental data. It is interesting to notice that there are a set of variables that seem to be independent of location. This implies that no matter what location, the value of the EV does not change. Hence, it may be that some rules, no matter what is happening, are never ok to violate.

NH2: Reason Does Not Affect the Evaluation Variables For each pair of scenarios, we checked the Wilcoxon signed-rank test for each of the evaluation variables; we omit the full $7 \times \binom{25}{2}$ pairs for readability. For NH2 we can only reject the null hypothesis in some cases, however, **some evaluation variables are significantly affected for each assignment to the reason variable.** Hence, we can say that individuals evaluate the scenario differently based on what is happening, and that the reason can and does influence all evaluation variables, with the exception of the Line Cutter variable, as shown in Figure 7.

NH3: Location Does Not Affect the PV We investigated whether or not the location had an effect on the preference variable. In order to test this, we selected four reasons for each location, since there were different numbers per location, aggregated these, and compared the mean responses to the to the Preference Variable or moral judgement. The complete results are depicted in Table 5.

Scenario	p-value	Rejected
Deli-Bath	8.759E-01	False
Deli-Air	1.548E-08	True
Air-Bath	2.662E-10	True

Table 5: p-values for the Wilcoxon signed-rank test against the null-hypothesis NH3: location does not affect the preference variable. The null-hypothesis is rejected if $p < 0.05$.

From this we can reject NH3 for all pairs except Deli and Bathroom. **This indicates that in some cases location may be sufficient to evaluate the vignette and make a decision.** This is represented by the arc between location and preference variable in Figure 7. It is interesting to note that participants seemed to evaluate the airport as being a significantly different location than the deli or the bathroom.

NH4: Evaluation Variables Do Not Affect the Preference Variable In order to assess the influence of evaluation variables over the preference variable we need to place them all in a comparable range. To do this we compute quartiles of each evaluation variable to bucket them and then compare the effect of this groups on the decision using the Wilcoxon signed-rank test. For each combination of Scenario and Evaluation Variable, we pair groups in order to perform the test. The full results are available in the appendix.

The results suggest that the evaluation variables have some influence on the preference variable, except for the cutter variable. Indicating that in general participants were not thinking of the benefit to the cutter, but only the cost to others. This is depicted in Figure 7 as we have moved the cutter variable out of the box of the rest of the evaluation variables, since is perceived differently.

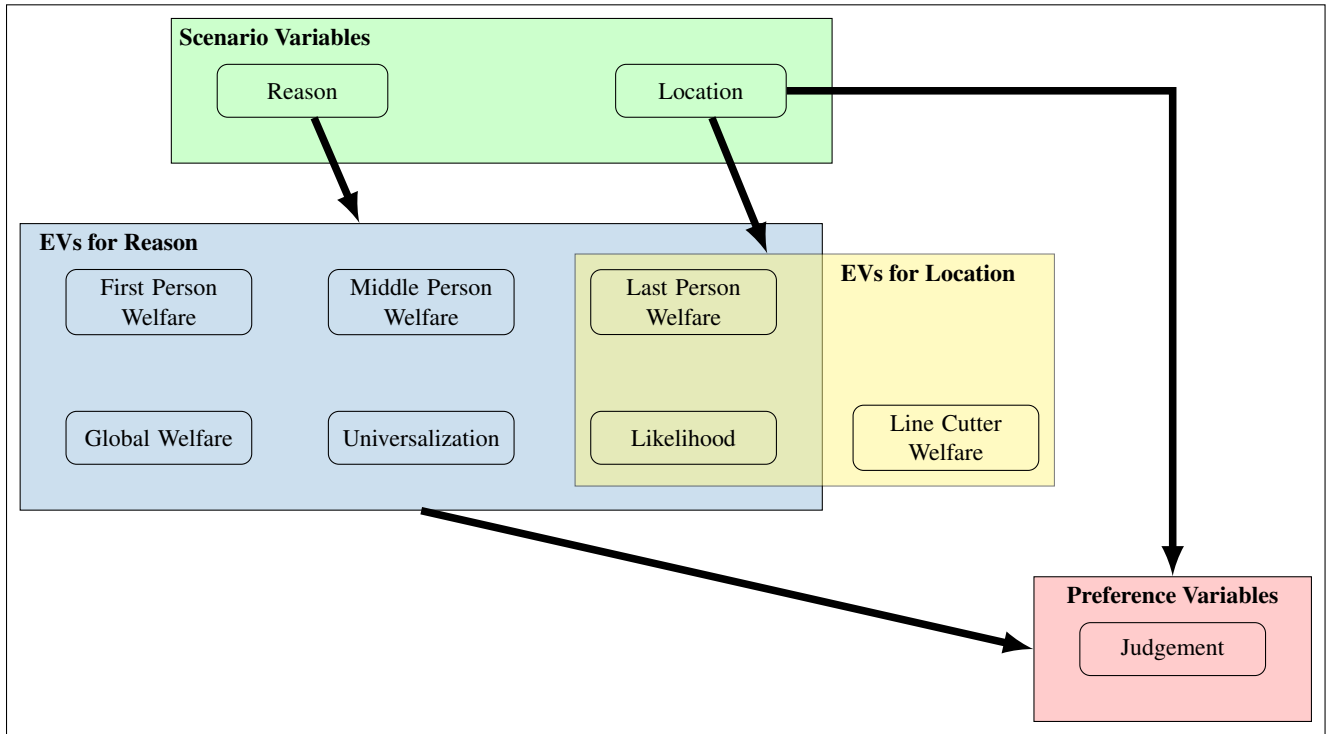


Figure 7: The SEP-net corresponding to the data collected in our study. SVs influence the way individuals evaluate each scenario and make a decision. For the sake of readability, we group evaluation variables based whether they depend on a particular SV in order to reduce the number of arrows. Given the SVs and the EVs, the agent can then decide on a preference over the single PV. Note that *Line Cutter Welfare* does not have any effect on the PVs, while the *Already Waited* variable is completely missing

Based on the findings we can construct a partial graph of the dependencies between variables, the resulting SEP-net corresponding to the data of our study is shown in Figure 7.

11. Conclusion and Future Work

We have taken a first step to model and understand the question of when humans think it is morally acceptable to break rules. We constructed and studied a suite of hypothetical scenarios relating to this question, and collected human judgments about these scenarios. We showed that existing structures in the preference reasoning literature are insufficient for modeling this data, and we defined a generalization of CP-nets, called SEP-nets, which allow the linkage of preferences with scenarios and context evaluation.

Using this novel technique, we showed that humans seem to employ a complex set of preferences when determining if it is morally acceptable to break a previously established rule. Subjects seem to take into account the particular elements of a given scenario, including location and rea-

sons to break the rule. Moreover, we found evidence that System 2 processes were operative in rule-breaking decisions: moral judgments were influenced by calculations of the impact of rule-violations on the well-being of others (consequentialist reasoning) as well as notions of what everyone would agree to (contractualist reasoning). Other times, System 1 reasoning seemed to be operative; sometimes, outcomes and agreement had no relationship to moral permissibility and rather rules were considered inviolable. Together, this pattern of data begins to suggest that moral rigidity and moral flexibility are driven by fast and slow thinking.

There are several ways in which we plan to extend this work. We mention here two concrete directions:

Comparing Preferences and Measuring Value Deviation. We defined generalized CP-nets (called SEP-nets) in a way that is consistent with classical CP-nets and probabilistic CP-nets. The aim is to understand how to use a (generalized) preference structure to effectively learn and reason with morality-driven preferences, and to embed them into an AI system. Another fruitful direction for future work is to attempt to adapt our results to other preference reasoning formalisms, e.g., soft-constraints or weighted logical representations (Rossi & Loreggia, 2019). Reasoning about preferences and decision making requires also being able to compare preferences. For instance, in a multi-agent system, it is important to understand whether an agent is deviating from a societal priority or norm. To do that, recent studies proposed metric spaces over preferences (Loreggia et al., 2018a) which can be used to implement value alignment procedures. Such metric spaces may be extended to be applicable to SEP-nets. Such metrics would be useful to allow a system designer to intervene in cases where individuals (or artificial agents) behave differently than expected, or are operating outside the norms or rules of a society.

Prescriptive Plans Based on Moral Preferences. The AI research community has not only been active in understanding how to make single decisions based on preferences, but also on creating plans, consisting of sequences of actions, that would respect or follow certain preferences (Brafman & Chernyavsky, 2005). This work can be exploited to extend the use of the moral preferences discussed in this paper into more prescriptive AI techniques such as automated planning (Benton, Coles, & Coles, 2012). Although prior efforts from the planning perspective all investigate the generation of plans that take into account pre-specified utilitarian preferences, the question of where those utilities and preferences manifest from has not been addressed very adequately so far. We are currently actively investigating methods that seek to use the data collected in this work to automatically generate preferences in the notation used by planning formalisms (Gerevini & Long, 2005). The generation of such preferences will in turn enable us to generate prescriptive plans for agents or systems that conform to the moral standards of that agent or system. Specifically, we will transform the problem from a classification-based setting into a generative model, and then present plan (action) alternatives that agents can choose from. To situate this in the context of the current question of study: this extension would enable us to move from determining whether it was acceptable to break a rule, to generating ways to do so that are most in accordance with some preference and cost function that takes moral obligations into account.

References

Alexander, J. (2012). *Experimental philosophy: An introduction*. Polity.

- Alkoby, S., Rath, A., & Stone, P. (2019). Teaching social behavior through human reinforcement for ad hoc teamwork-the STAR framework. In *Proc. of the 18th AAMAS*.
- Allen, C., Smit, I., & Wallach, W. (2005). Artificial morality: Top-down, bottom-up, and hybrid approaches. *Ethics and Information Technology*, 7(3), 149–155.
- Allen, T. E. (2013). CP-nets with indifference. In *2013 51st Annual Allerton Conference on Communication, Control, and Computing (Allerton)*, pp. 1488–1495. IEEE.
- Arnold, T., Thomas, Kasenberg, D., & Scheutzs, M. (2017). Value alignment or misalignment - what will keep systems accountable?. In *AI, Ethics, and Society, Papers from the 2017 AAAI Workshop*.
- Awad, E., Dsouza, S., Kim, R., Schulz, J., Henrich, J., Shariff, A., Bonnefon, J.-F., & Rahwan, I. (2018). The moral machine experiment. *Nature*, 563(7729), 59.
- Balakrishnan, A., Bouneffouf, D., Mattei, N., & Rossi, F. (2019). Incorporating behavioral constraints in online AI systems. In *Proc. of the 33rd AAAI*.
- Baumard, N., André, J.-B., & Sperber, D. (2013). A mutualistic approach to morality: The evolution of fairness by partner choice. *Behavioral and Brain Sciences*, 36(1), 59–78.
- Benton, J., Coles, A., & Coles, A. (2012). Temporal planning with preferences and time-dependent continuous costs. In *Proc. 22nd ICAPS*.
- Bonnefon, J.-F., Shariff, A., & Rahwan, I. (2020). *The moral psychology of AI and the ethical opt-out problem*. Oxford University Press, Oxford, UK.
- Booch, G., Fabiano, F., Horesh, L., Kate, K., Lenchner, J., Linck, N., Loreggia, A., Murgesan, K., Mattei, N., Rossi, F., et al. (2021). Thinking fast and slow in AI. In *Proceedings of the AAAI Conference on Artificial Intelligence*, Vol. 35, pp. 15042–15046.
- Boutilier, C., Brafman, R., Domshlak, C., Hoos, H., & Poole, D. (2004). CP-nets: A tool for representing and reasoning with conditional ceteris paribus preference statements. *Journal of Artificial Intelligence Research*, 21, 135–191.
- Brafman, R. I., & Chernyavsky, Y. (2005). Planning with goal preferences and constraints.. In *ICAPS*, pp. 182–191.
- Brandt, F., Conitzer, V., Endriss, U., Lang, J., & Procaccia, A. D. (Eds.). (2016). *Handbook of Computational Social Choice*. Cambridge University Press.
- Cornelio, C., Goldsmith, J., Mattei, N., Rossi, F., & Venable, K. (2013). Updates and uncertainty in CP-nets. In *Proc. of the 26th AUSAI*.
- Cushman, F. (2013). Action, outcome, and value: A dual-system framework for morality. *Personality and social psychology review*, 17(3), 273–292.
- Domshlak, C., Hüllermeier, E., Kaci, S., & Prade, H. (2011). Preferences in AI: An overview. *Artificial Intelligence*, 175(7), 1037–1052.
- Doris, J. M., Group, M. P. R., et al. (2010). *The moral psychology handbook*. OUP Oxford.
- Engelmann, N., & Waldmann, M. R. (2022). How to weigh lives. a computational model of moral judgment in multiple-outcome structures. *Cognition*, 218, 104910.
- Gauthier, D. (1986). *Morals by agreement*. Oxford University Press on Demand.

- Gerevini, A., & Long, D. (2005). Plan constraints and preferences in pddl3..
- Glazier, A., Loreggia, A., Mattei, N., Rahgooy, T., Rossi, F., & Venable, K. B. (2021). Making human-like trade-offs in constrained environments by learning from demonstrations. *arXiv preprint arXiv:2109.11018*.
- Goldsmith, J., Lang, J., Truszczyński, M., & Wilson, N. (2008). The computational complexity of dominance and consistency in CP-nets. *Journal of Artificial Intelligence Research*, 33(1), 403–432.
- Greene, J. D. (2014). *Moral tribes: Emotion, reason, and the gap between us and them*. Penguin.
- Habermas, J. (1990). *Moral consciousness and communicative action*. MIT press.
- Haidt, J. (2007). The new synthesis in moral psychology. *science*, 316(5827), 998–1002.
- Hare, R. M. (1981). *Moral thinking: Its levels, method, and point*. Oxford: Clarendon Press; New York: Oxford University Press.
- Harsanyi, J. C. (1977). Morality and the theory of rational behavior. *Social Research*, 44(4), 623.
- Holyoak, K. J., & Powell, D. (2016). Deontological coherence: A framework for commonsense moral reasoning.. *Psychological Bulletin*, 142(11), 1179.
- Jiang, L., Hwang, J. D., Bhagavatula, C., Bras, R. L., Forbes, M., Borchardt, J., Liang, J., Etzioni, O., Sap, M., & Choi, Y. (2021). Delphi: Towards machine ethics and norms. *arXiv preprint arXiv:2110.07574*.
- Kahneman, D. (2011). *Thinking, Fast and Slow*. Macmillan.
- Kim, R., Kleiman-Weiner, M., Abeliuk, A., Awad, E., Dsouza, S., Tenenbaum, J. B., & Rahwan, I. (2018). A computational model of commonsense moral decision making. In *Proceedings of the 2018 AAAI/ACM Conference on AI, Ethics, and Society*, pp. 197–203.
- Kleiman-Weiner, M., Gerstenberg, T., Levine, S., & Tenenbaum, J. B. (2015). Inference of intention and permissibility in moral decision making.. In *CogSci*. Citeseer.
- Kleiman-Weiner, M., Saxe, R., & Tenenbaum, J. B. (2017). Learning a commonsense moral theory. *Cognition*, 167, 107–123.
- Knobe, J. (2007). Experimental philosophy. *Philosophy Compass*, 2(1), 81–92.
- Levine, S., Kleiman-Weiner, M., Chater, N., Cushman, F., & Tenenbaum, J. B. (2018). The cognitive mechanisms of contractualist moral decision-making.. In *CogSci*. Citeseer.
- Levine, S., Kleiman-Weiner, M., Schulz, L., Tenenbaum, J., & Cushman, F. (2020). The logic of universalization guides moral judgment. *Proceedings of the National Academy of Sciences*, 117(42), 26158–26169.
- Levine, S., & Leslie, A. (2021). Preschoolers use the means principle to make moral judgments. psyarxiv.com/np9a5.
- Lieder, F., & Griffiths, T. L. (2020). Resource-rational analysis: understanding human cognition as the optimal use of limited computational resources. *Behavioral and Brain Sciences*, 43.
- Loreggia, A., Mattei, N., Rossi, F., & Venable, K. B. (2018a). On the distance between CP-nets. In *Proc. of the 17th AAMAS*, pp. 955–963. International Foundation for Autonomous Agents and Multiagent Systems.

- Loreggia, A., Mattei, N., Rossi, F., & Venable, K. B. (2018b). Preferences and ethical principles in decision making. In *Proc. 1st AIES*.
- Loreggia, A., Mattei, N., Rossi, F., & Venable, K. B. (2018c). Value alignment via tractable preference distance. In Yampolskiy, R. V. (Ed.), *Artificial Intelligence Safety and Security*, chap. 16. CRC Press.
- Loreggia, A., Mattei, N., Rossi, F., & Venable, K. B. (2020a). CPMetric: Deep siamese networks for metric learning on structured preferences. In El Fallah Seghrouchni, A., & Sarne, D. (Eds.), *Artificial Intelligence. IJCAI 2019 International Workshops*, pp. 217–234, Cham. Springer International Publishing.
- Loreggia, A., Mattei, N., Rossi, F., & Venable, K. B. (2020b). Modeling and reasoning with preferences and ethical priorities in AI systems. *Ethics of Artificial Intelligence*, 127.
- Mann, H., Whitney, D., et al. (1947). On a test of whether one of two random variables is stochastically larger than the other. *Annals of Mathematical Statistics*, 18(1), 50–60.
- Mikhail, J. (2011). *Elements of moral cognition: Rawls' linguistic analogy and the cognitive science of moral and legal judgment*. Cambridge University Press.
- Nichols, S., & Mallon, R. (2006). Moral dilemmas and moral rules. *Cognition*, 100(3), 530–542.
- Noothigattu, R., Bouneffouf, D., Mattei, N., Chandra, R., Madan, P., Varshney, K., Campbell, M., Singh, M., & Rossi, F. (2019). Teaching AI agents ethical values using reinforcement learning and policy orchestration. In *Proc. of the 28th IJCAI*.
- Parfit, D. (2011). *On what matters: volume one*, Vol. 1. Oxford University Press.
- Pu, P., Faltings, B., Chen, L., Zhang, J., & Viappiani, P. (2011). Usability guidelines for product recommenders based on example critiquing research. In Ricci, F., Rokach, L., Shapira, B., & Kantor, P. B. (Eds.), *Recommender Systems Handbook*, pp. 511–545. Springer.
- Rawls, J. (1971). *A theory of justice*. Harvard university press.
- Rossi, F., Venable, K., & Walsh, T. (2011). *A Short Introduction to Preferences: Between Artificial Intelligence and Social Choice*. Morgan and Claypool.
- Rossi, F., & Loreggia, A. (2019). Preferences and ethical priorities: Thinking fast and slow in AI. In *Proc. of the 18th AAMAS*, pp. 3–4.
- Rossi, F., & Mattei, N. (2019). Building ethically bounded AI. In *Proc. of the 33rd AAAI(Blue Sky Track)*.
- Russell, S. (2019). *Human compatible: Artificial intelligence and the problem of control*. Penguin.
- Russell, S., Dewey, D., & Tegmark, M. (2015). Research priorities for robust and beneficial artificial intelligence. *AI Magazine*, 36(4), 105–114.
- Scanlon, T., et al. (1998). *What we owe to each other*. Harvard University Press.
- Sen, A. (1974). Choice, ordering and morality. In Körner, S. (Ed.), *Practical Reason*. Blackwell, Oxford.
- Simon, H. A. (1955). A behavioral model of rational choice. *The quarterly journal of economics*, 69(1), 99–118.

- Simon, H. A. (1956). Rational choice and the structure of the environment.. *Psychological review*, 63(2), 129.
- Svegliato, J., Nashed, S. B., & Zilberstein, S. (2021). Ethically compliant sequential decision making. In *Proceedings of the 35th AAAI International Conference on Artificial Intelligence (AAAI)*.
- van Baar, J. M., Chang, L. J., & Sanfey, A. G. (2019). The computational and neural substrates of moral strategies in social decision-making. *Nature communications*, 10(1), 1–14.
- Wallach, W., & Allen, C. (2008). *Moral machines: Teaching robots right from wrong*. Oxford University Press.
- Wang, H., Shao, S., Zhou, X., Wan, C., & Bouguettaya, A. (2009). Web service selection with incomplete or inconsistent user preferences. In *Proc. 7th International Conference on Service-Oriented Computing*, pp. 83–98. Springer.
- Yu, H., Shen, Z., Miao, C., Leung, C., Lesser, V. R., & Yang, Q. (2018). Building ethics into artificial intelligence.. In *Proc. 27th IJCAI*, pp. 5527–5533.

Appendix A. Complete Statistical Tables

Scenario	PREFthenEVAL	PREFthenEVAL	p-value	Rejected
DFO_SP	0.1212 (0.3264)	0.1692 (0.3750)	0.5059	False
DFO_WA	0.4697 (0.4991)	0.4154 (0.4928)	0.5860	False
DFO_SO	0.6970 (0.4596)	0.6923 (0.4615)	0.8535	False
DFO_CA	0.7576 (0.4285)	0.6154 (0.4865)	0.0743	False
DFO_CO	0.7424 (0.4373)	0.6308 (0.4826)	0.1979	False
DFO_SU	0.0909 (0.2875)	0.1385 (0.3454)	0.4281	False
DFO_BR	0.0758 (0.2646)	0.1692 (0.3750)	0.1414	False
DFO_HS	0.1061 (0.3079)	0.1385 (0.3454)	0.6379	False
DFO_TP	0.2121 (0.4088)	0.1692 (0.3750)	0.4579	False
DFO_MA	0.2879 (0.4528)	0.3231 (0.4677)	0.5860	False
DFO_FA	0.2424 (0.4285)	0.3231 (0.4677)	0.3596	False
DFO_SW	0.8182 (0.3857)	0.7538 (0.4308)	0.4236	False
BFO_HA	0.5507 (0.4974)	0.5217 (0.4995)	0.7317	False
BFO_CL	0.1594 (0.3661)	0.2899 (0.4537)	0.0971	False
BFO_TU	0.1014 (0.3019)	0.1884 (0.3910)	0.1414	False
BFO_JA	0.1594 (0.3661)	0.2319 (0.4220)	0.3248	False
BFO_FR	0.7101 (0.4537)	0.7536 (0.4309)	0.5730	False
BFO_EL	0.1014 (0.3019)	0.2029 (0.4022)	0.0948	False
BFO_BR	0.7391 (0.4391)	0.7681 (0.4220)	0.7238	False
AFO_MN	0.4030 (0.4905)	0.4219 (0.4939)	0.6096	False
AFO_BA	0.4328 (0.4955)	0.4531 (0.4978)	0.7526	False
AFO_JA	0.4478 (0.4973)	0.5625 (0.4961)	0.1088	False
AFO_CA	0.5224 (0.4995)	0.5781 (0.4939)	0.3471	False
AFO_BR	0.4478 (0.4973)	0.4062 (0.4911)	0.4285	False
AFO_HR	0.8209 (0.3834)	0.7969 (0.4023)	0.5607	False

Table 6: p-values for the Wilcoxon signed-rank test against the null-hypothesis: changing the order of evaluation or preference does not influence the preference value. The null-hypothesis is rejected if $p < 0.05$.

Scenario	EV	Group 0-1	Group 0-2	Group 0-3	Group 1-2	Group 1-3	Group 2-3
DFO_SP	everyone	0.1489	0.4237	0.4840	1.0000	0.7656	0.7656
DFO_WA	everyone	0.3506	0.3458	0.0004	1.0000	0.0050	0.3458
DFO_SO	everyone	1.0000	0.3458	0.0001	0.7728	0.0001	0.0369
DFO_CA	everyone	0.1817	0.0726	0.0000	0.1817	0.0001	0.1096
DFO_CO	everyone	0.3506	0.0719	0.0000	0.0719	0.0000	nan
DFO_SU	everyone	0.2986	0.7728	0.0369	1.0000	0.4237	1.0000
DFO_BR	everyone	0.2330	1.0000	1.0000	1.0000	0.7897	0.7656
DFO_HS	everyone	0.1489	1.0000	0.7728	0.1489	0.7656	0.0719
DFO_TP	everyone	0.1169	0.0411	0.0077	0.7728	0.2986	0.7728
DFO_MA	everyone	0.0026	0.7768	0.0219	0.1489	0.5653	0.4840
DFO_FA	everyone	0.0048	0.3458	0.0019	0.4237	0.7768	0.0719

Scenario	EV	Group 0-1	Group 0-2	Group 0-3	Group 1-2	Group 1-3	Group 2-3
DFO_SW	everyone	1.0000	0.0060	0.0001	0.0060	0.0006	0.7656
BFO_HA	everyone	0.0134	0.0004	0.0000	0.0572	0.0030	0.7897
BFO_CL	everyone	0.4835	0.0355	0.0003	0.3506	0.0107	0.2330
BFO_TU	everyone	0.0658	0.7728	0.8016	1.0000	0.1817	1.0000
BFO_JA	everyone	0.7728	0.7656	0.0719	0.5653	0.7768	0.1096
BFO_FR	everyone	0.0197	0.0369	0.0000	0.0719	0.0000	0.0197
BFO_EL	everyone	0.0369	0.3458	0.5653	1.0000	0.1450	1.0000
BFO_BR	everyone	0.2330	0.4840	0.0000	0.4840	0.0002	0.0726
AFO_MN	everyone	0.8293	1.0000	0.0628	0.4840	0.0140	0.4237
AFO_BA	everyone	0.4579	0.1779	0.0005	0.5653	0.0019	0.0411
AFO_JA	everyone	0.1779	0.1169	0.0030	0.5653	0.0572	0.4281
AFO_CA	everyone	0.0135	0.4840	0.0002	0.7728	0.0235	0.4840
AFO_BR	everyone	0.0572	0.0488	0.0411	0.8016	0.5941	0.7768
AFO_HR	everyone	0.1489	1.0000	0.0000	1.0000	0.0000	0.0719
DFO_SP	first_person	0.7656	1.0000	1.0000	0.0915	0.2273	0.7656
DFO_WA	first_person	0.5297	0.4281	0.0026	0.1647	0.0006	0.0572
DFO_SO	first_person	0.3506	0.4840	0.0001	1.0000	0.0004	0.0234
DFO_CA	first_person	0.1489	0.0006	0.0001	0.0235	0.0026	0.7768
DFO_CO	first_person	1.0000	0.1450	0.0000	0.1817	0.0000	0.0658
DFO_SU	first_person	0.3506	0.0411	0.0411	0.4237	0.4840	0.7728
DFO_BR	first_person	0.7728	0.7656	0.1294	0.3458	0.1096	0.2986
DFO_HS	first_person	0.5297	0.1294	0.4840	0.4237	1.0000	0.2330
DFO_TP	first_person	0.0050	0.0004	0.0006	0.7728	0.5297	1.0000
DFO_MA	first_person	0.0412	0.0083	0.0034	0.2669	0.6179	0.7897
DFO_FA	first_person	0.4281	0.0006	0.0234	0.1096	0.1817	0.7656
DFO_SW	first_person	nan	0.0107	0.0000	0.0107	0.0000	0.1450
BFO_HA	first_person	0.0234	0.0000	0.0000	0.0002	0.0019	1.0000
BFO_CL	first_person	0.5941	0.0077	0.0002	0.1294	0.2986	1.0000
BFO_TU	first_person	0.0394	0.1294	0.8016	0.7728	0.1817	0.1294
BFO_JA	first_person	0.7728	0.3458	0.7728	0.8016	0.3929	0.5941
BFO_FR	first_person	0.7728	0.0394	0.0000	0.0019	0.0015	0.0051
BFO_EL	first_person	0.0197	0.0411	0.5297	0.7728	0.2986	0.0411
BFO_BR	first_person	0.2986	0.1489	0.0000	0.7728	0.0002	0.0411
AFO_MN	first_person	0.2081	0.7768	0.0311	1.0000	0.0009	0.0234
AFO_BA	first_person	0.8121	0.0235	0.0001	0.0084	0.0002	0.0019
AFO_JA	first_person	0.3506	0.0915	0.0219	0.0759	0.0003	0.0197
AFO_CA	first_person	0.1779	0.0658	0.0005	1.0000	0.0124	0.0411
AFO_BR	first_person	0.6179	0.0134	0.6179	0.0048	0.1169	0.0488
AFO_HR	first_person	nan	0.0719	0.0000	0.2330	0.0001	0.0018
DFO_SP	middle_person	0.4237	0.7656	0.4237	0.0411	0.1096	0.4237
DFO_WA	middle_person	0.7768	0.0235	0.0011	0.2357	0.0011	0.1779
DFO_SO	middle_person	1.0000	0.0234	0.0000	0.0411	0.0000	0.1450
DFO_CA	middle_person	0.2330	0.0060	0.0000	0.0394	0.0002	0.7656
DFO_CO	middle_person	1.0000	0.3458	0.0000	0.7728	0.0000	0.0719
DFO_SU	middle_person	0.2330	0.2330	0.2330	0.7728	0.0726	0.7728
DFO_BR	middle_person	0.5297	0.7728	0.7897	1.0000	0.5297	0.2986
DFO_HS	middle_person	1.0000	0.0369	0.0369	0.0369	0.2330	0.2330
DFO_TP	middle_person	0.0915	0.0219	0.0140	0.3506	0.0726	1.0000
DFO_MA	middle_person	0.0026	0.0030	0.0268	0.5297	0.8213	0.5653
DFO_FA	middle_person	0.0083	0.0107	0.0135	0.1294	0.7768	0.7728

Scenario	EV	Group 0-1	Group 0-2	Group 0-3	Group 1-2	Group 1-3	Group 2-3
DFO_SW	middle_person	0.7728	0.1489	0.0001	0.1489	0.0000	0.0369
BFO_HA	middle_person	0.5297	0.0002	0.0004	0.0001	0.0000	0.8016
BFO_CL	middle_person	0.5941	0.0004	0.0009	0.1096	0.0726	1.0000
BFO_TU	middle_person	0.0411	0.1817	0.1779	0.7656	0.4840	1.0000
BFO_JA	middle_person	0.2330	0.7728	1.0000	0.2081	0.2669	0.4840
BFO_FR	middle_person	0.4237	0.0134	0.0000	0.0394	0.0000	0.0915
BFO_EL	middle_person	0.4237	0.0369	1.0000	0.7728	0.1450	0.1294
BFO_BR	middle_person	0.7656	0.0369	0.0000	0.2330	0.0001	0.0658
AFO_MN	middle_person	0.4281	0.8121	0.0009	1.0000	0.0140	0.0235
AFO_BA	middle_person	0.2357	0.0107	0.0005	0.2357	0.0051	0.0084
AFO_JA	middle_person	0.0572	0.0219	0.0001	0.8016	0.0011	0.0077
AFO_CA	middle_person	0.0488	0.0355	0.0002	0.8213	0.0140	0.0077
AFO_BR	middle_person	0.4579	0.0235	0.0235	0.0005	0.0916	0.2273
AFO_HR	middle_person	1.0000	0.1489	0.0000	0.1489	0.0000	0.0034
DFO_SP	last_person	0.2330	0.1489	0.1489	0.7656	1.0000	1.0000
DFO_WA	last_person	0.2669	0.0719	0.0050	0.7728	0.0077	1.0000
DFO_SO	last_person	0.7897	0.1489	0.0000	0.3458	0.0001	1.0000
DFO_CA	last_person	0.1096	0.0369	0.0000	0.4237	0.0003	0.3458
DFO_CO	last_person	1.0000	0.1489	0.0000	0.1489	0.0000	1.0000
DFO_SU	last_person	0.0134	1.0000	0.0134	1.0000	0.2330	nan
DFO_BR	last_person	0.7897	0.7728	1.0000	0.7728	0.7897	1.0000
DFO_HS	last_person	0.0107	0.0411	0.1096	1.0000	0.4840	0.7728
DFO_TP	last_person	0.1450	0.0060	0.0394	0.1096	0.3506	0.7656
DFO_MA	last_person	0.0124	0.2330	0.0051	0.4237	0.5297	0.2330
DFO_FA	last_person	0.0011	0.0726	0.0030	1.0000	0.7768	1.0000
DFO_SW	last_person	0.3458	0.0369	0.0000	0.0369	0.0002	0.7728
BFO_HA	last_person	0.0411	0.0077	0.0001	0.2669	0.0124	0.7656
BFO_CL	last_person	0.0572	0.0045	0.0083	0.2986	0.3506	0.7656
BFO_TU	last_person	0.8016	0.4840	0.5653	1.0000	0.8016	1.0000
BFO_JA	last_person	0.4237	1.0000	0.4237	0.1096	0.3506	0.4237
BFO_FR	last_person	0.0197	0.0107	0.0000	0.0197	0.0004	0.1294
BFO_EL	last_person	0.1817	0.5297	0.2986	0.1817	0.2986	0.3506
BFO_BR	last_person	1.0000	0.3458	0.0000	1.0000	0.0001	0.2330
AFO_MN	last_person	0.5941	0.2330	0.0084	0.4840	0.0015	0.1294
AFO_BA	last_person	0.1414	0.3929	0.0005	0.7656	0.0124	0.0369
AFO_JA	last_person	0.2081	0.1294	0.0019	0.4237	0.0519	0.2330
AFO_CA	last_person	0.0289	0.1489	0.0219	1.0000	0.0948	0.4237
AFO_BR	last_person	0.8121	0.3506	0.6179	1.0000	1.0000	0.7897
AFO_HR	last_person	0.3458	0.0719	0.0000	0.0719	0.0000	0.0077
DFO_SP	cutter	0.7656	0.7897	0.7897	0.5297	0.7897	1.0000
DFO_WA	cutter	0.0759	0.3014	0.8121	0.6179	0.2273	0.3318
DFO_SO	cutter	1.0000	0.0915	0.7768	0.0355	0.8016	0.1294
DFO_CA	cutter	0.1096	0.8016	0.0134	0.8121	0.2669	0.1779
DFO_CO	cutter	0.1450	0.3506	0.7768	0.4835	0.0197	0.1450
DFO_SU	cutter	0.7728	0.4237	0.1489	0.4840	0.2330	0.7728
DFO_BR	cutter	0.7897	0.2986	0.4237	0.7768	0.2330	0.0726
DFO_HS	cutter	0.7728	0.2330	1.0000	0.7656	1.0000	1.0000
DFO_TP	cutter	0.5653	0.1294	0.5941	1.0000	1.0000	1.0000
DFO_MA	cutter	0.2669	0.4281	0.5653	0.7897	0.6179	0.6179
DFO_FA	cutter	0.8213	0.2273	0.7897	1.0000	0.2273	0.3014

Scenario	EV	Group 0-1	Group 0-2	Group 0-3	Group 1-2	Group 1-3	Group 2-3
DFO_SW	cutter	0.7656	0.7897	1.0000	0.8121	0.8121	0.8016
BFO_HA	cutter	0.0759	0.1779	0.3826	0.6179	0.5941	0.5941
BFO_CL	cutter	0.4281	0.2330	0.5941	0.2986	0.5297	0.1817
BFO_TU	cutter	0.1294	0.5297	0.4840	0.4840	1.0000	0.2330
BFO_JA	cutter	0.8213	0.1096	0.1817	0.0915	0.2273	0.0719
BFO_FR	cutter	0.6179	0.3014	0.3929	0.2357	0.5941	0.0948
BFO_EL	cutter	0.4281	0.4840	0.2669	0.4237	1.0000	1.0000
BFO_BR	cutter	0.0034	0.2330	0.4237	0.0394	0.0011	0.0134
AFO_MN	cutter	0.2669	0.0084	0.0394	0.1169	0.8121	0.1096
AFO_BA	cutter	0.5653	0.5297	1.0000	0.8016	0.4835	0.3318
AFO_JA	cutter	0.3248	0.0658	0.3014	1.0000	0.1169	0.0628
AFO_CA	cutter	0.0235	0.0311	0.4281	0.4835	1.0000	0.1779
AFO_BR	cutter	0.0412	0.3318	0.0134	0.5653	0.3506	0.4281
AFO_HR	cutter	0.0034	0.0011	0.3458	0.0572	0.0394	0.0045
DFO_SP	univers.	0.1489	0.4237	0.1489	0.5941	0.2273	0.2986
DFO_WA	univers.	0.0726	0.0015	0.0018	0.0346	0.0045	0.3929
DFO_SO	univers.	0.2986	0.0369	0.0000	0.7768	0.0000	0.0077
DFO_CA	univers.	0.0411	0.0060	0.0000	0.0060	0.0018	0.2986
DFO_CO	univers.	0.4237	0.0019	0.0000	0.0107	0.0000	0.5297
DFO_SU	univers.	0.7728	0.3458	0.7728	0.1817	0.1817	1.0000
DFO_BR	univers.	0.7768	0.4840	0.7897	0.7656	0.7768	0.7768
DFO_HS	univers.	0.2330	nan	1.0000	0.2330	0.3506	0.7728
DFO_TP	univers.	0.0411	0.0726	0.0234	0.1817	0.1450	1.0000
DFO_MA	univers.	0.0572	0.0140	0.0015	0.1169	0.0658	0.7656
DFO_FA	univers.	0.1134	0.0034	0.0124	0.0411	0.2669	0.7656
DFO_SW	univers.	0.7728	0.0060	0.0002	0.0060	0.0011	0.7768
BFO_HA	univers.	0.8213	0.0078	0.0004	0.0030	0.0003	0.7656
BFO_CL	univers.	0.4281	0.0018	0.0005	0.1096	0.0411	1.0000
BFO_TU	univers.	1.0000	0.0726	0.5297	0.0411	0.7768	0.1294
BFO_JA	univers.	0.3506	0.2330	0.7656	0.1779	1.0000	1.0000
BFO_FR	univers.	0.1489	0.0006	0.0000	0.0140	0.0001	0.0311
BFO_EL	univers.	0.7728	0.7768	0.4237	1.0000	0.8016	0.7768
BFO_BR	univers.	0.3458	0.0197	0.0000	0.1294	0.0003	0.0658
AFO_MN	univers.	1.0000	0.2986	0.0355	1.0000	0.0140	0.1817
AFO_BA	univers.	0.4281	0.0084	0.0050	0.0355	0.0048	0.7897
AFO_JA	univers.	0.5941	0.0628	0.0011	0.1414	0.0015	0.1450
AFO_CA	univers.	0.0948	0.0011	0.0019	0.0197	0.1779	0.3929
AFO_BR	univers.	0.0394	0.0001	0.0140	0.0011	0.0948	0.1450
AFO_HR	univers.	0.3458	0.1489	0.0000	0.4237	0.0005	0.0135
DFO_SP	likelihood	0.0726	0.0197	0.1817	0.7656	0.4840	0.4840
DFO_WA	likelihood	1.0000	0.7897	0.0726	0.8213	0.0572	0.1662
DFO_SO	likelihood	0.7728	0.4840	0.0034	0.5941	0.2081	0.1096
DFO_CA	likelihood	0.7897	0.0135	0.0015	0.0355	0.0050	0.1450
DFO_CO	likelihood	0.7728	0.0009	0.0001	0.0011	0.0001	0.0107
DFO_SU	likelihood	0.3506	0.7728	1.0000	0.4237	0.7656	1.0000
DFO_BR	likelihood	1.0000	0.7728	1.0000	1.0000	1.0000	0.7656
DFO_HS	likelihood	0.4840	1.0000	1.0000	0.5297	0.7768	0.7768
DFO_TP	likelihood	0.8213	0.0197	0.0726	0.0915	0.2669	0.7768
DFO_MA	likelihood	0.0015	0.0006	0.0004	0.7768	0.5653	0.8016
DFO_FA	likelihood	0.0107	0.0045	0.0009	0.1450	0.2273	0.8016

Scenario	EV	Group 0-1	Group 0-2	Group 0-3	Group 1-2	Group 1-3	Group 2-3
DFO_SW	likelihood	0.0719	0.0034	0.0001	0.1096	0.0045	0.2273
BFO_HA	likelihood	0.2081	0.0771	0.0124	0.5059	0.2357	0.8213
BFO_CL	likelihood	0.3929	0.0083	0.0083	0.3506	0.1294	0.7768
BFO_TU	likelihood	0.5297	0.3929	1.0000	0.7768	0.4840	0.4840
BFO_JA	likelihood	0.2669	0.3929	0.1450	0.1817	1.0000	0.2273
BFO_FR	likelihood	0.7656	0.1294	0.0077	0.2669	0.0630	0.2610
BFO_EL	likelihood	0.3506	0.4840	0.1096	0.2986	0.5297	0.5297
BFO_BR	likelihood	0.7656	0.0005	0.0077	0.0009	0.0077	1.0000
AFO_MN	likelihood	0.1817	0.0045	0.2081	0.0948	0.6379	0.2669
AFO_BA	likelihood	0.2273	0.0002	0.0030	0.0048	0.0488	0.8121
AFO_JA	likelihood	0.2669	0.0031	0.0006	0.0135	0.0015	0.2081
AFO_CA	likelihood	0.3014	0.0311	0.0007	0.2357	0.0051	0.2669
AFO_BR	likelihood	0.0140	0.0219	0.0234	0.6379	0.8016	1.0000
AFO_HR	likelihood	0.1489	0.0034	0.0004	0.0411	0.0019	0.0572

Table 7: p-values for the Wilcoxon signed-rank test against the null-hypothesis NH4: evaluation variable does not affect the preference. The null-hypothesis is rejected if $p < 0.05$, these cases are reported in bold.

Scenario1	Scenario2	everyone	first_person	middle_person	last_person	cutter	univers.	likelihood
DFO_SP	DFO_WA	0.2576	0.2927	0.0810	0.1037	0.5957	0.0393	0.9389
DFO_SP	DFO_SO	0.0098	0.0238	0.0050	0.0029	0.1911	0.0007	0.4266
DFO_SP	DFO_CA	0.0001	0.0005	0.0000	0.0000	0.1741	0.0000	0.0000
DFO_SP	DFO_CO	0.0026	0.0117	0.0023	0.0020	0.0083	0.0033	0.0000
DFO_SP	DFO_SU	0.1426	0.1960	0.1692	0.0200	0.0000	0.1937	0.0000
DFO_SP	DFO_BR	0.1524	0.0510	0.0742	0.0533	0.6433	0.6679	0.0000
DFO_SP	DFO_HS	0.6004	0.9483	0.9699	0.6789	0.0006	0.6405	0.0120
DFO_SP	DFO_TP	0.1848	0.3437	0.2102	0.0895	0.8971	0.6394	0.0072
DFO_SP	DFO_MA	0.0372	0.2239	0.0545	0.0270	0.3939	0.0150	0.8042
DFO_SP	DFO_FA	0.0041	0.0051	0.0002	0.0004	0.7502	0.0003	0.6971
DFO_SP	DFO_SW	0.0001	0.0001	0.0006	0.0001	0.0800	0.0000	0.0000
DFO_SP	BFO_HA	0.1429	0.0113	0.0872	0.1495	0.8587	0.0080	0.0003
DFO_SP	BFO_CL	0.1021	0.0826	0.0134	0.0279	0.0016	0.4187	0.0015
DFO_SP	BFO_TU	0.4174	0.0014	0.0265	0.7002	0.0020	0.4160	0.0001
DFO_SP	BFO_JA	0.9744	0.4098	0.4025	0.6791	0.8361	0.0838	0.0019
DFO_SP	BFO_FR	0.0002	0.0299	0.0002	0.0372	0.1481	0.0000	0.0160
DFO_SP	BFO_EL	0.7901	0.1970	0.0631	0.5477	0.2458	0.4133	0.0010
DFO_SP	BFO_BR	0.0003	0.0001	0.0003	0.0103	0.0412	0.0000	0.0000
DFO_SP	AFO_MN	0.0005	0.0162	0.0055	0.0239	0.0143	0.0024	0.0526
DFO_SP	AFO_BA	0.4057	0.6631	0.1543	0.4234	0.0817	0.1124	0.0007
DFO_SP	AFO_JA	0.0225	0.1121	0.0223	0.0276	0.7590	0.0074	0.0004
DFO_SP	AFO_CA	0.0109	0.2094	0.0005	0.0007	0.3199	0.0009	0.0024
DFO_SP	AFO_BR	0.1522	0.3195	0.1226	0.2088	0.2656	0.0529	0.0002
DFO_SP	AFO_HR	0.0006	0.0201	0.0004	0.0005	0.1467	0.0000	0.0000
DFO_WA	DFO_SO	0.0809	0.2738	0.2395	0.2102	0.4666	0.3133	0.3244
DFO_WA	DFO_CA	0.0012	0.0057	0.0004	0.0052	0.3893	0.0387	0.0000
DFO_WA	DFO_CO	0.0193	0.0547	0.0377	0.0678	0.0635	0.3542	0.0000

Scenario1	Scenario2	everyone	first_person	middle_person	last_person	cutter	univers.	likelihood
DFO_WA	DFO_SU	0.4977	0.9118	0.8108	0.6923	0.0000	0.1857	0.0000
DFO_WA	DFO_BR	0.8102	0.4233	0.3115	0.4445	0.8805	0.2035	0.0000
DFO_WA	DFO_HS	0.2931	0.3330	0.3982	0.1198	0.0000	0.0024	0.0016
DFO_WA	DFO_TP	0.6326	0.9119	0.7483	0.7279	0.5474	0.1665	0.0008
DFO_WA	DFO_MA	0.2616	0.8089	0.3557	0.3847	0.7136	0.5187	0.9242
DFO_WA	DFO_FA	0.0234	0.0219	0.0109	0.0399	0.6142	0.0931	0.5696
DFO_WA	DFO_SW	0.0010	0.0094	0.0030	0.0117	0.3936	0.0061	0.0000
DFO_WA	BFO_HA	0.4243	0.2953	0.6165	0.9080	0.7770	0.4610	0.0001
DFO_WA	BFO_CL	0.2198	0.3432	0.0710	0.3384	0.0006	0.3357	0.0020
DFO_WA	BFO_TU	0.8157	0.0393	0.0792	0.2403	0.0009	0.5588	0.0000
DFO_WA	BFO_JA	0.4414	0.2188	0.5775	0.0281	0.1790	0.5868	0.0011
DFO_WA	BFO_FR	0.0015	0.0790	0.0040	0.2848	0.3623	0.0033	0.0103
DFO_WA	BFO_EL	0.5926	0.0305	0.0017	0.1431	0.0320	0.2020	0.0000
DFO_WA	BFO_BR	0.0010	0.0004	0.0028	0.3873	0.0366	0.0029	0.0000
DFO_WA	AFO_MN	0.0247	0.2322	0.1289	0.3033	0.0340	0.1198	0.0495
DFO_WA	AFO_BA	0.9641	0.7808	0.5697	0.5959	0.2882	0.6050	0.0003
DFO_WA	AFO_JA	0.0627	0.9041	0.3082	0.5442	0.2743	0.4018	0.0000
DFO_WA	AFO_CA	0.0603	0.7259	0.1034	0.0662	0.8009	0.3581	0.0011
DFO_WA	AFO_BR	0.5243	0.5340	0.6524	0.6965	0.0769	1.0000	0.0000
DFO_WA	AFO_HR	0.0061	0.1679	0.0275	0.0744	0.0703	0.0278	0.0000
DFO_SO	DFO_CA	0.0535	0.0364	0.0324	0.0303	0.9677	0.1498	0.0001
DFO_SO	DFO_CO	0.4275	0.4653	0.4120	0.4079	0.1008	0.9270	0.0000
DFO_SO	DFO_SU	0.3132	0.2521	0.6091	0.2707	0.0000	0.0336	0.0000
DFO_SO	DFO_BR	0.3188	0.9848	0.6210	0.4240	0.6132	0.0149	0.0000
DFO_SO	DFO_HS	0.0053	0.0445	0.0096	0.0157	0.0000	0.0002	0.0449
DFO_SO	DFO_TP	0.0763	0.4105	0.2800	0.3020	0.2503	0.0098	0.0453
DFO_SO	DFO_MA	0.7235	0.6324	0.6505	0.7717	0.5832	0.7200	0.2890
DFO_SO	DFO_FA	0.2642	0.4386	0.0935	0.2806	0.5107	0.4452	0.4994
DFO_SO	DFO_SW	0.0150	0.0214	0.0306	0.1591	0.6057	0.0338	0.0000
DFO_SO	BFO_HA	0.4831	0.9282	0.2899	0.1298	0.4661	0.9400	0.0049
DFO_SO	BFO_CL	0.8919	0.8587	0.6538	0.9365	0.0002	0.1602	0.0233
DFO_SO	BFO_TU	0.1491	0.1689	0.8089	0.0874	0.0212	0.2677	0.0004
DFO_SO	BFO_JA	0.0147	0.0516	0.0739	0.0031	0.0988	0.1454	0.0109
DFO_SO	BFO_FR	0.0765	0.9372	0.0817	0.8678	0.6543	0.0787	0.0471
DFO_SO	BFO_EL	0.0363	0.0106	0.0000	0.0295	0.0156	0.0327	0.0095
DFO_SO	BFO_BR	0.0189	0.0370	0.3002	0.8900	0.1013	0.0219	0.0003
DFO_SO	AFO_MN	0.5799	0.9279	0.7795	0.7396	0.0504	0.8105	0.2208
DFO_SO	AFO_BA	0.1235	0.2341	0.2139	0.1560	0.5754	0.1070	0.0094
DFO_SO	AFO_JA	0.9093	0.3036	0.7394	0.7887	0.1056	0.9334	0.0123
DFO_SO	AFO_CA	0.7481	0.4742	0.7371	0.5164	0.9396	0.8671	0.0259
DFO_SO	AFO_BR	0.1693	0.2174	0.3793	0.1020	0.0317	0.3568	0.0045
DFO_SO	AFO_HR	0.1154	0.3854	0.4894	0.5011	0.0312	0.1873	0.0000
DFO_CA	DFO_CO	0.2840	0.1993	0.2225	0.1837	0.2728	0.1201	0.0004
DFO_CA	DFO_SU	0.0087	0.0057	0.0011	0.0132	0.0001	0.0008	0.0055
DFO_CA	DFO_BR	0.0075	0.1540	0.0114	0.0221	0.3660	0.0007	0.5218
DFO_CA	DFO_HS	0.0000	0.0012	0.0001	0.0001	0.0000	0.0000	0.0112
DFO_CA	DFO_TP	0.0020	0.0116	0.0020	0.0051	0.3191	0.0003	0.0292
DFO_CA	DFO_MA	0.0304	0.0109	0.0044	0.0143	0.6385	0.0315	0.0000
DFO_CA	DFO_FA	0.4449	0.6688	0.2591	0.2504	0.5822	0.3860	0.0000
DFO_CA	DFO_SW	0.9393	0.6834	0.4835	0.7528	0.5466	0.8922	0.4865

Scenario1	Scenario2	everyone	first_person	middle_person	last_person	cutter	univers.	likelihood
DFO_CA	BFO_HA	0.0349	0.0365	0.0018	0.0005	0.4741	0.1456	0.1777
DFO_CA	BFO_CL	0.0599	0.1245	0.0347	0.0371	0.0002	0.0087	0.0445
DFO_CA	BFO_TU	0.0049	0.3064	0.0219	0.0002	0.0480	0.0163	0.4576
DFO_CA	BFO_JA	0.0001	0.0012	0.0002	0.0000	0.2330	0.0117	0.0306
DFO_CA	BFO_FR	0.6946	0.1611	0.2320	0.1063	0.7065	0.8919	0.0019
DFO_CA	BFO_EL	0.0003	0.0002	0.0000	0.0001	0.0186	0.0003	0.1268
DFO_CA	BFO_BR	0.7582	0.8718	0.4569	0.0154	0.1262	0.5079	0.9991
DFO_CA	AFO_MN	0.1564	0.0912	0.0299	0.0142	0.1866	0.2167	0.0011
DFO_CA	AFO_BA	0.0042	0.0093	0.0029	0.0006	0.5638	0.0048	0.0322
DFO_CA	AFO_JA	0.1055	0.0162	0.0079	0.0152	0.1015	0.0906	0.0965
DFO_CA	AFO_CA	0.1097	0.0169	0.0658	0.1182	0.9431	0.2823	0.0523
DFO_CA	AFO_BR	0.0023	0.0034	0.0031	0.0004	0.0359	0.0141	0.0571
DFO_CA	AFO_HR	0.7626	0.1247	0.0797	0.1343	0.0067	0.7590	0.2729
DFO_CO	DFO_SU	0.0949	0.0956	0.0365	0.0808	0.0072	0.0424	0.2502
DFO_CO	DFO_BR	0.0365	0.7662	0.1419	0.2085	0.0409	0.0145	0.0139
DFO_CO	DFO_HS	0.0013	0.0144	0.0057	0.0052	0.0000	0.0030	0.0000
DFO_CO	DFO_TP	0.0662	0.1088	0.1125	0.0683	0.0317	0.0083	0.0000
DFO_CO	DFO_MA	0.1873	0.2092	0.0853	0.2264	0.0942	0.4718	0.0000
DFO_CO	DFO_FA	0.8298	0.8334	0.8426	0.6798	0.0238	0.6041	0.0000
DFO_CO	DFO_SW	0.3395	0.2520	0.4734	0.6084	0.4423	0.0516	0.0041
DFO_CO	BFO_HA	0.0916	0.2928	0.0608	0.0560	0.0293	0.8990	0.0000
DFO_CO	BFO_CL	0.2265	0.7764	0.8040	0.4438	0.0000	0.1502	0.0000
DFO_CO	BFO_TU	0.0467	0.8564	0.1806	0.0117	0.1374	0.3126	0.0000
DFO_CO	BFO_JA	0.0021	0.0147	0.0138	0.0006	0.0092	0.1365	0.0000
DFO_CO	BFO_FR	0.4887	0.2877	0.8508	0.3308	0.1592	0.0728	0.0000
DFO_CO	BFO_EL	0.0186	0.0003	0.0000	0.0013	0.0011	0.0371	0.0000
DFO_CO	BFO_BR	0.4100	0.1199	0.4167	0.6674	0.9771	0.0749	0.0000
DFO_CO	AFO_MN	0.8771	0.3757	0.4481	0.2101	0.8702	0.9670	0.0000
DFO_CO	AFO_BA	0.0321	0.0363	0.0703	0.0413	0.3614	0.2996	0.0000
DFO_CO	AFO_JA	0.4268	0.1705	0.1705	0.1330	0.0016	0.8324	0.0000
DFO_CO	AFO_CA	0.5125	0.2991	0.6100	0.8659	0.1423	0.8928	0.0000
DFO_CO	AFO_BR	0.0667	0.0213	0.1008	0.0098	0.0007	0.3860	0.0000
DFO_CO	AFO_HR	0.7014	0.8485	0.5030	0.7670	0.0005	0.2446	0.0172
DFO_SU	DFO_BR	0.7235	0.3874	0.5418	0.8906	0.0000	0.8361	0.1686
DFO_SU	DFO_HS	0.0541	0.3312	0.1801	0.1098	0.0000	0.1147	0.0000
DFO_SU	DFO_TP	0.8582	0.8737	0.8659	0.7367	0.0000	0.6684	0.0000
DFO_SU	DFO_MA	0.4901	0.9728	1.0000	0.9531	0.0000	0.0558	0.0000
DFO_SU	DFO_FA	0.0722	0.0900	0.0115	0.0667	0.0000	0.0031	0.0000
DFO_SU	DFO_SW	0.0053	0.0108	0.0131	0.0149	0.0005	0.0002	0.0759
DFO_SU	BFO_HA	0.6559	0.3705	0.9962	0.5622	0.0000	0.0646	0.0000
DFO_SU	BFO_CL	0.3593	0.3463	0.1599	0.6404	0.0000	0.7510	0.0000
DFO_SU	BFO_TU	0.8081	0.0701	0.2850	0.2083	0.0453	0.6706	0.0004
DFO_SU	BFO_JA	0.0978	0.0892	0.2171	0.0838	0.0000	0.6200	0.0001
DFO_SU	BFO_FR	0.0303	0.1785	0.0084	0.3835	0.0001	0.0002	0.0000
DFO_SU	BFO_EL	0.4325	0.0874	0.0006	0.0594	0.0000	0.7412	0.0001
DFO_SU	BFO_BR	0.0087	0.0026	0.0070	0.4262	0.0037	0.0001	0.0004
DFO_SU	AFO_MN	0.1097	0.2752	0.3327	0.7949	0.0109	0.0073	0.0000
DFO_SU	AFO_BA	0.6066	0.5587	0.8254	0.6463	0.0005	0.6756	0.0000
DFO_SU	AFO_JA	0.3734	0.8786	0.3586	0.5100	0.0000	0.0265	0.0000
DFO_SU	AFO_CA	0.1553	0.5866	0.2438	0.1065	0.0000	0.0394	0.0001

Scenario1	Scenario2	everyone	first_person	middle_person	last_person	cutter	univers.	likelihood
DFO_SU	AFO_BR	0.8828	0.9243	0.9981	0.3715	0.0000	0.3940	0.0000
DFO_SU	AFO_HR	0.0204	0.1071	0.0956	0.0558	0.0000	0.0024	0.1297
DFO_BR	DFO_HS	0.2090	0.0881	0.1724	0.0688	0.0000	0.4675	0.0015
DFO_BR	DFO_TP	0.8169	0.1972	0.5300	0.5001	0.7440	0.8298	0.0014
DFO_BR	DFO_MA	0.5071	0.5528	0.7177	0.9787	0.7058	0.1112	0.0000
DFO_BR	DFO_FA	0.0200	0.3037	0.0459	0.1492	0.9137	0.0041	0.0000
DFO_BR	DFO_SW	0.0026	0.2297	0.0998	0.0422	0.2159	0.0001	0.9020
DFO_BR	BFO_HA	0.4656	0.7679	0.7479	0.5418	0.8558	0.0289	0.0508
DFO_BR	BFO_CL	0.3459	0.9916	0.3215	0.7511	0.0052	0.7204	0.0197
DFO_BR	BFO_TU	0.5545	0.8919	0.5198	0.1829	0.0044	0.3475	0.1252
DFO_BR	BFO_JA	0.4828	0.0476	0.1381	0.0513	0.4381	0.3644	0.0053
DFO_BR	BFO_FR	0.0084	0.7158	0.0513	0.6100	0.3346	0.0000	0.0002
DFO_BR	BFO_EL	0.6043	0.0065	0.0002	0.1432	0.2052	0.5916	0.0328
DFO_BR	BFO_BR	0.0044	0.0259	0.0490	0.3277	0.0139	0.0000	0.3269
DFO_BR	AFO_MN	0.0388	0.9962	0.7226	0.9611	0.0382	0.0109	0.0002
DFO_BR	AFO_BA	0.8623	0.1492	0.6974	0.2403	0.2257	0.1937	0.0079
DFO_BR	AFO_JA	0.2056	0.4909	0.6834	0.9972	0.2472	0.0295	0.0155
DFO_BR	AFO_CA	0.1581	0.5009	0.2471	0.1940	0.4402	0.0191	0.0192
DFO_BR	AFO_BR	0.6800	0.2301	0.5683	0.2621	0.1601	0.1150	0.0125
DFO_BR	AFO_HR	0.0060	0.5641	0.4492	0.3752	0.1139	0.0014	0.7200
DFO_HS	DFO_TP	0.1078	0.6612	0.2457	0.1772	0.0013	0.3081	0.6320
DFO_HS	DFO_MA	0.0130	0.1519	0.0975	0.0234	0.0000	0.0023	0.0195
DFO_HS	DFO_FA	0.0012	0.0035	0.0007	0.0011	0.0003	0.0002	0.0305
DFO_HS	DFO_SW	0.0000	0.0018	0.0007	0.0003	0.0000	0.0000	0.0021
DFO_HS	BFO_HA	0.0154	0.0241	0.2125	0.2499	0.0003	0.0003	0.2199
DFO_HS	BFO_CL	0.0364	0.0669	0.0171	0.0415	0.4888	0.1183	0.5339
DFO_HS	BFO_TU	0.2220	0.0088	0.0149	0.9008	0.0000	0.1014	0.0638
DFO_HS	BFO_JA	0.7273	0.6789	0.3359	0.5109	0.0023	0.0214	0.5457
DFO_HS	BFO_FR	0.0002	0.1084	0.0002	0.0140	0.0000	0.0000	0.7312
DFO_HS	BFO_EL	0.3642	0.1080	0.0230	0.9587	0.0040	0.1803	0.3194
DFO_HS	BFO_BR	0.0001	0.0001	0.0004	0.0284	0.0000	0.0000	0.0242
DFO_HS	AFO_MN	0.0009	0.0415	0.0081	0.0454	0.0000	0.0006	0.6825
DFO_HS	AFO_BA	0.2733	0.8105	0.3032	0.2474	0.0000	0.0302	0.5620
DFO_HS	AFO_JA	0.0077	0.3384	0.0373	0.0377	0.0016	0.0014	0.1957
DFO_HS	AFO_CA	0.0037	0.1900	0.0045	0.0009	0.0000	0.0010	0.5545
DFO_HS	AFO_BR	0.0301	0.4695	0.1611	0.2695	0.0100	0.0173	0.3772
DFO_HS	AFO_HR	0.0000	0.0133	0.0031	0.0007	0.0061	0.0000	0.0005
DFO_TP	DFO_MA	0.5282	0.8267	0.8482	0.6594	0.6172	0.1244	0.0109
DFO_TP	DFO_FA	0.0413	0.0342	0.0179	0.0225	0.4673	0.0035	0.0372
DFO_TP	DFO_SW	0.0044	0.0043	0.0061	0.0165	0.0508	0.0003	0.0027
DFO_TP	BFO_HA	0.6377	0.5470	0.9914	0.9318	0.8010	0.0215	0.2455
DFO_TP	BFO_CL	0.4996	0.3082	0.2014	0.5846	0.0062	0.9801	0.4365
DFO_TP	BFO_TU	0.8771	0.1602	0.4017	0.3396	0.0016	0.8503	0.0524
DFO_TP	BFO_JA	0.1010	0.4174	0.5924	0.0436	0.8185	0.4994	0.7421
DFO_TP	BFO_FR	0.0198	0.1772	0.0129	0.3053	0.2125	0.0001	1.0000
DFO_TP	BFO_EL	0.3495	0.1301	0.0016	0.2353	0.2303	0.9606	0.2568
DFO_TP	BFO_BR	0.0066	0.0026	0.0353	0.3586	0.0266	0.0001	0.0308
DFO_TP	AFO_MN	0.0274	0.3467	0.2238	0.6182	0.0087	0.0100	0.5482
DFO_TP	AFO_BA	0.6789	0.5314	0.6993	0.5771	0.0732	0.3648	0.4339
DFO_TP	AFO_JA	0.1849	0.8712	0.3698	0.2678	0.5901	0.0289	0.2762

Scenario1	Scenario2	everyone	first_person	middle_person	last_person	cutter	univers.	likelihood
DFO_TP	AFO_CA	0.1952	0.5547	0.1233	0.0322	0.2899	0.0181	0.5488
DFO_TP	AFO_BR	0.9109	0.8539	0.7699	0.7729	0.3994	0.1853	0.3049
DFO_TP	AFO_HR	0.0261	0.1265	0.1232	0.0556	0.1927	0.0006	0.0005
DFO_MA	DFO_FA	0.1921	0.1360	0.0616	0.0488	0.7517	0.2468	0.5774
DFO_MA	DFO_SW	0.0236	0.0245	0.0111	0.0619	0.6798	0.0139	0.0000
DFO_MA	BFO_HA	0.8999	0.6959	0.8416	0.2930	0.9485	0.7714	0.0008
DFO_MA	BFO_CL	0.8740	0.2484	0.2792	0.9805	0.0003	0.1910	0.0074
DFO_MA	BFO_TU	0.5488	0.1190	0.4285	0.0765	0.0204	0.4930	0.0000
DFO_MA	BFO_JA	0.0266	0.2357	0.1350	0.0068	0.1786	0.3497	0.0012
DFO_MA	BFO_FR	0.0859	0.3307	0.0518	0.7903	0.6589	0.0289	0.0181
DFO_MA	BFO_EL	0.0529	0.0638	0.0003	0.0752	0.0463	0.1110	0.0009
DFO_MA	BFO_BR	0.0459	0.0032	0.0159	0.9157	0.0823	0.0143	0.0000
DFO_MA	AFO_MN	0.2381	0.4675	0.5766	0.9363	0.0521	0.3679	0.0069
DFO_MA	AFO_BA	0.3155	0.3827	0.6660	0.3115	0.2556	0.3231	0.0022
DFO_MA	AFO_JA	0.5457	0.7916	0.6513	0.9688	0.2585	0.6927	0.0003
DFO_MA	AFO_CA	0.3954	0.8679	0.2591	0.1620	0.7440	0.5770	0.0013
DFO_MA	AFO_BR	0.4481	0.5917	0.7516	0.2225	0.0570	0.7426	0.0002
DFO_MA	AFO_HR	0.0367	0.2188	0.1363	0.2037	0.0181	0.0762	0.0000
DFO_FA	DFO_SW	0.2637	0.6313	0.7257	0.6190	0.2953	0.0938	0.0000
DFO_FA	BFO_HA	0.1318	0.1639	0.0179	0.0187	0.8462	0.2728	0.0013
DFO_FA	BFO_CL	0.2482	0.5497	0.4262	0.1196	0.0047	0.0197	0.0180
DFO_FA	BFO_TU	0.0815	0.6297	0.2328	0.0097	0.0062	0.0658	0.0002
DFO_FA	BFO_JA	0.0014	0.0050	0.0018	0.0003	0.4487	0.0229	0.0053
DFO_FA	BFO_FR	0.6141	0.3764	0.8169	0.4101	0.2486	0.1992	0.0989
DFO_FA	BFO_EL	0.0057	0.0004	0.0000	0.0016	0.1987	0.0051	0.0015
DFO_FA	BFO_BR	0.4763	0.3574	0.8937	0.3082	0.0826	0.0324	0.0000
DFO_FA	AFO_MN	0.6886	0.2519	0.2081	0.0883	0.0281	0.6791	0.0717
DFO_FA	AFO_BA	0.0669	0.0449	0.0310	0.0258	0.2153	0.0418	0.0085
DFO_FA	AFO_JA	0.4490	0.0782	0.0994	0.1043	0.3014	0.5205	0.0002
DFO_FA	AFO_CA	0.6758	0.1053	0.3230	0.6402	0.5172	0.5270	0.0007
DFO_FA	AFO_BR	0.0500	0.0220	0.0126	0.0065	0.0917	0.1028	0.0022
DFO_FA	AFO_HR	0.6789	0.7501	0.3642	0.7147	0.1332	0.6252	0.0000
DFO_SW	BFO_HA	0.0123	0.0785	0.0174	0.0026	0.1515	0.0475	0.0593
DFO_SW	BFO_CL	0.0121	0.2360	0.3707	0.1099	0.0001	0.0004	0.0083
DFO_SW	BFO_TU	0.0011	0.4050	0.2033	0.0033	0.0310	0.0007	0.0976
DFO_SW	BFO_JA	0.0003	0.0015	0.0031	0.0000	0.0496	0.0004	0.0171
DFO_SW	BFO_FR	0.5051	0.1165	0.8427	0.1131	0.8340	0.8487	0.0001
DFO_SW	BFO_EL	0.0006	0.0000	0.0000	0.0005	0.0224	0.0001	0.0456
DFO_SW	BFO_BR	0.7572	0.4820	0.9425	0.3036	0.4167	0.3530	0.2251
DFO_SW	AFO_MN	0.1477	0.0585	0.1678	0.0654	0.3487	0.1192	0.0003
DFO_SW	AFO_BA	0.0019	0.0120	0.0093	0.0132	0.8132	0.0021	0.0075
DFO_SW	AFO_JA	0.0226	0.0224	0.0490	0.0481	0.0276	0.0766	0.0195
DFO_SW	AFO_CA	0.1274	0.0378	0.0894	0.3498	0.4823	0.0595	0.0070
DFO_SW	AFO_BR	0.0021	0.0033	0.0049	0.0018	0.0089	0.0054	0.0209
DFO_SW	AFO_HR	0.3880	0.2626	0.2537	0.4828	0.0083	0.5035	0.4915
BFO_HA	BFO_CL	0.9513	0.9731	0.2271	0.3662	0.0006	0.0777	0.3749
BFO_HA	BFO_TU	0.5064	0.3666	0.5149	0.4142	0.0010	0.1618	0.6592
BFO_HA	BFO_JA	0.0167	0.0676	0.5356	0.0812	0.3518	0.1417	0.4761
BFO_HA	BFO_FR	0.0224	0.8104	0.0237	0.2662	0.2099	0.0471	0.0816
BFO_HA	BFO_EL	0.2871	0.0028	0.0001	0.1861	0.1862	0.0292	0.7619

Scenario1	Scenario2	everyone	first_person	middle_person	last_person	cutter	univers.	likelihood
BFO_HA	BFO_BR	0.0058	0.0055	0.0134	0.1719	0.0450	0.0185	0.3954
BFO_HA	AFO_MN	0.1612	0.9330	0.2395	0.2790	0.0200	0.6211	0.1104
BFO_HA	AFO_BA	0.3801	0.1175	0.7059	0.8151	0.3973	0.1023	0.6299
BFO_HA	AFO_JA	0.2851	0.5953	0.6602	0.1439	0.2956	0.9352	0.6379
BFO_HA	AFO_CA	0.3445	0.7335	0.2003	0.0535	0.4257	0.7987	0.7599
BFO_HA	AFO_BR	0.6436	0.1962	0.9308	0.7785	0.1203	0.4216	0.5435
BFO_HA	AFO_HR	0.0362	0.6174	0.1711	0.0156	0.2814	0.1582	0.0599
BFO_CL	BFO_TU	0.5961	0.6283	0.5619	0.1265	0.0000	0.8120	0.0929
BFO_CL	BFO_JA	0.1294	0.1236	0.0498	0.0182	0.0129	0.7315	0.8010
BFO_CL	BFO_FR	0.0848	0.9880	0.3444	0.9082	0.0001	0.0008	0.4897
BFO_CL	BFO_EL	0.1677	0.0034	0.0001	0.0667	0.0571	0.7023	0.4701
BFO_CL	BFO_BR	0.0489	0.0708	0.3673	0.6235	0.0000	0.0004	0.0337
BFO_CL	AFO_MN	0.3269	0.9241	0.7662	0.7581	0.0000	0.0631	0.4395
BFO_CL	AFO_BA	0.3296	0.1964	0.3054	0.4243	0.0000	0.7863	0.7680
BFO_CL	AFO_JA	0.4911	0.3936	0.5403	0.8276	0.0135	0.1133	0.4945
BFO_CL	AFO_CA	0.4133	0.5021	0.7952	0.5235	0.0002	0.0790	0.7057
BFO_CL	AFO_BR	0.7020	0.2264	0.1506	0.1050	0.0315	0.3070	0.6009
BFO_CL	AFO_HR	0.0910	0.5960	0.9389	0.4850	0.0681	0.0104	0.0010
BFO_TU	BFO_JA	0.2404	0.0053	0.0810	0.7371	0.0001	0.9213	0.2781
BFO_TU	BFO_FR	0.0052	0.4615	0.1048	0.0762	0.0171	0.0018	0.0107
BFO_TU	BFO_EL	0.3277	0.0009	0.0001	0.6593	0.0000	0.5430	0.3569
BFO_TU	BFO_BR	0.0065	0.2628	0.2252	0.0810	0.2388	0.0005	0.7083
BFO_TU	AFO_MN	0.0244	0.2456	0.7230	0.2342	0.3132	0.0477	0.0260
BFO_TU	AFO_BA	0.7812	0.0593	0.3814	0.7851	0.0869	0.7293	0.0934
BFO_TU	AFO_JA	0.1048	0.2020	0.7954	0.1180	0.0003	0.2247	0.4693
BFO_TU	AFO_CA	0.2572	0.2207	0.5960	0.0134	0.0051	0.2893	0.2474
BFO_TU	AFO_BR	0.5742	0.0821	0.2215	0.4847	0.0001	0.5475	0.3110
BFO_TU	AFO_HR	0.0132	0.7617	0.4821	0.0098	0.0002	0.0230	0.0841
BFO_JA	BFO_FR	0.0000	0.0273	0.0001	0.0168	0.0607	0.0003	0.2326
BFO_JA	BFO_EL	0.7839	0.1532	0.0031	0.6756	0.6665	0.2554	0.5177
BFO_JA	BFO_BR	0.0001	0.0001	0.0009	0.0069	0.0022	0.0000	0.0929
BFO_JA	AFO_MN	0.0051	0.0174	0.0225	0.0129	0.0030	0.0447	0.2076
BFO_JA	AFO_BA	0.6808	0.8758	0.5786	0.3059	0.0334	0.9008	0.8212
BFO_JA	AFO_JA	0.0351	0.3617	0.0845	0.0178	0.9625	0.1615	0.6546
BFO_JA	AFO_CA	0.0049	0.3464	0.0100	0.0000	0.1491	0.0760	0.9725
BFO_JA	AFO_BR	0.1825	0.7925	0.6562	0.1436	0.2863	0.6541	0.9066
BFO_JA	AFO_HR	0.0004	0.0369	0.0121	0.0001	0.2403	0.0116	0.0014
BFO_FR	BFO_EL	0.0007	0.0024	0.0000	0.0430	0.0243	0.0001	0.1026
BFO_FR	BFO_BR	0.7396	0.0562	0.9728	0.8804	0.1931	0.6061	0.0028
BFO_FR	AFO_MN	0.3402	0.6681	0.0838	0.6928	0.3363	0.1337	0.9534
BFO_FR	AFO_BA	0.0126	0.1318	0.0079	0.1637	0.8240	0.0013	0.3970
BFO_FR	AFO_JA	0.2461	0.1639	0.0327	0.7905	0.0506	0.0260	0.1602
BFO_FR	AFO_CA	0.1324	0.2862	0.1430	0.7652	0.6541	0.0653	0.3283
BFO_FR	AFO_BR	0.0162	0.2348	0.0047	0.1717	0.0226	0.0027	0.1385
BFO_FR	AFO_HR	0.8957	0.6338	0.4099	0.6166	0.0155	0.7785	0.0001
BFO_EL	BFO_BR	0.0002	0.0000	0.0000	0.0345	0.0002	0.0000	0.2260
BFO_EL	AFO_MN	0.0089	0.0052	0.0000	0.0447	0.0011	0.0072	0.2265
BFO_EL	AFO_BA	0.5790	0.0911	0.0007	0.2429	0.0081	0.5451	0.7783
BFO_EL	AFO_JA	0.0314	0.0710	0.0004	0.0732	0.3790	0.0230	0.8962
BFO_EL	AFO_CA	0.0255	0.0345	0.0000	0.0043	0.0191	0.0171	0.7502

Scenario1	Scenario2	everyone	first_person	middle_person	last_person	cutter	univers.	likelihood
BFO_EL	AFO_BR	0.2964	0.1091	0.0012	0.3388	0.5868	0.3081	0.9016
BFO_EL	AFO_HR	0.0059	0.0015	0.0000	0.0008	0.9453	0.0018	0.0038
BFO_BR	AFO_MN	0.1362	0.0636	0.1382	0.8231	0.8852	0.0465	0.0013
BFO_BR	AFO_BA	0.0080	0.0013	0.0367	0.2202	0.3267	0.0017	0.2366
BFO_BR	AFO_JA	0.1207	0.0005	0.0533	0.4999	0.0005	0.0140	0.2834
BFO_BR	AFO_CA	0.2180	0.0028	0.1815	0.5277	0.1003	0.0143	0.1146
BFO_BR	AFO_BR	0.0054	0.0005	0.0088	0.1892	0.0003	0.0023	0.1244
BFO_BR	AFO_HR	0.8312	0.0631	0.4024	0.7129	0.0006	0.5031	0.1892
AFO_MN	AFO_BA	0.0373	0.1171	0.2233	0.3143	0.2948	0.0933	0.2197
AFO_MN	AFO_JA	0.4770	0.2520	0.4602	0.9951	0.0019	0.3867	0.1078
AFO_MN	AFO_CA	0.6662	0.3075	0.7797	0.2243	0.0789	0.7451	0.3375
AFO_MN	AFO_BR	0.0855	0.1120	0.1801	0.7379	0.0004	0.1670	0.0964
AFO_MN	AFO_HR	0.5652	0.5427	0.5334	0.3501	0.0007	0.3941	0.0001
AFO_BA	AFO_JA	0.2087	0.6851	0.4934	0.1770	0.0507	0.2085	0.4477
AFO_BA	AFO_CA	0.0610	0.4705	0.1079	0.0151	0.4383	0.0909	0.9597
AFO_BA	AFO_BR	0.6675	0.9350	0.9289	0.8694	0.0200	0.5074	0.7100
AFO_BA	AFO_HR	0.0035	0.0610	0.0722	0.0110	0.0037	0.0246	0.0025
AFO_JA	AFO_CA	0.9262	0.7176	0.3245	0.2117	0.1669	0.7737	0.7711
AFO_JA	AFO_BR	0.4600	0.3814	0.7048	0.3363	0.6374	0.2145	0.5911
AFO_JA	AFO_HR	0.2319	0.1083	0.4105	0.2188	0.5315	0.1147	0.0131
AFO_CA	AFO_BR	0.2065	0.4646	0.1812	0.0153	0.0282	0.2662	0.7071
AFO_CA	AFO_HR	0.2848	0.1267	0.9936	0.9962	0.0449	0.3155	0.0077
AFO_BR	AFO_HR	0.0258	0.0622	0.0782	0.0312	0.9389	0.0195	0.0071
Percentage of affected pair		37.67%	27.67%	35.33%	31.00%	46.00%	42.33%	58.67%

Table 8: p-values for the Wilcoxon signed-rank test against the null-hypothesis NH2: reason does not affect evaluation variables. The null-hypothesis is rejected if $p < 0.05$, these cases are reported in bold. p-values of EVs for any pair of scenarios.