

Wannier Functions Dually Localized in Space and Energy

Aaron Mahler*

Duke University, Department of Physics, Durham, NC 27708

Jacob Z. Williams

Duke University, Department of Chemistry, Durham, NC 27708

Neil Qiang Su

*Department of Chemistry, Key Laboratory of Advanced Energy Materials Chemistry (Ministry of Education) and Renewable Energy Conversion and Storage Center (RECAST), Nankai University, Tianjin 300071, China and
Duke University, Department of Chemistry, Durham, NC 27708*

Weitao Yang

Duke University, Department of Chemistry, Durham, NC 27708 and

Duke University, Department of Physics, Durham, NC 27708

(Dated: January 20, 2022)

Wannier functions are real-space representations of Bloch orbitals that provide a useful picture for chemical bonding and offer a localized description of single-particle wave functions. There is a unitary freedom in the construction of Wannier functions from Bloch orbitals, which can be chosen to produce Wannier functions that have advantageous properties. A popular choice for this freedom is the minimization of spatial variance, which leads to maximally localized Wannier functions. We minimize a weighted sum of the spatial and energy variances, yielding what we call dually localized Wannier functions. Localization in energy results in Wannier functions that are associated with a particular energy and allows for dually localized Wannier functions to be comprised of occupied and unoccupied spaces simultaneously. This can lead to Wannier functions that are fractionally occupied, which is a key feature that is used in correcting the delocalization error in density functional approximations. We show how this type of localization results in bonding (antibonding) functions for the occupied (unoccupied) spaces around the frontier energy of silicon in the diamond lattice and of molecular ethylene. Dually localized Wannier functions therefore offer a relevant description for chemical bonding and are well suited to orbital-dependent methods that associate Wannier functions with specific energy ranges without the need to consider the occupied and unoccupied spaces separately.

I. INTRODUCTION

In the single-particle picture of electronic structure theory, the eigenfunctions of the Hamiltonian may be delocalized in space. This is especially true when the Hamiltonian is periodic and the solutions are Bloch functions $\psi_n^{\mathbf{k}}(\mathbf{r}) = e^{i\mathbf{k}\cdot\mathbf{r}}u_n^{\mathbf{k}}(\mathbf{r})$, where $u_n^{\mathbf{k}}(\mathbf{r})$ shares the periodicity of the Hamiltonian. Bloch functions are indexed by \mathbf{k} , a point in reciprocal space, and a band index corresponding to the n^{th} eigenvalue for that \mathbf{k} -point, i.e., $H\psi_n^{\mathbf{k}} = \epsilon_n^{\mathbf{k}}\psi_n^{\mathbf{k}}$. As can be seen from the plane wave $e^{i\mathbf{k}\cdot\mathbf{r}}$ in their definition, the Bloch orbitals are delocalized in space while being perfectly localized in energy, limiting their utility in describing spatially local properties such as chemical bonds. Dual to the Bloch orbitals are the Wannier functions, which are the Fourier transform of the Bloch orbitals over the Brillouin zone [1]. They are localized in real space, making them useful for evaluating position-dependent quantities such as the dipole moment [2, 3], as a basis set for large-scale simulations [4–7], interpolating band structures [8], as a picture of chemical bonding [9, 10], and as localized orbitals in orbital-dependent methods [11–14].

If a finite number N_k of \mathbf{k} -points in the first Brillouin zone are sampled, Wannier functions take the form

$$|w_n^{\mathbf{R}}\rangle = \frac{1}{N_k} \sum_{\mathbf{k}} e^{-i\mathbf{k}\cdot\mathbf{R}} |\psi_n^{\mathbf{k}}\rangle, \quad (1)$$

where \mathbf{R} indexes unit cells in the unfolded supercell on which the Wannier functions are periodic. Equal weighting of all \mathbf{k} -points is equivalent to sampling on a Monkhorst-Pack mesh [15], which we assume throughout the text. This \mathbf{k} -sampling procedure also yields Wannier functions that are periodic on an unfolded supercell obeying Born–von Karman boundary conditions, with the number of primitive unit cells in each real-space lattice direction equal to the number of \mathbf{k} -points sampled in the corresponding reciprocal lattice direction [16]. The Fourier transform normalization convention in Eq. (1) also implies a Bloch orbital normalization $\langle \psi_n^{\mathbf{k}} | \psi_m^{\mathbf{q}} \rangle = N_k \delta_{nm} \delta_{\mathbf{kq}}$. The inverse transform from Bloch orbital to Wannier function is then

$$|\psi_n^{\mathbf{k}}\rangle = \sum_{\mathbf{R}} e^{i\mathbf{k}\cdot\mathbf{R}} |w_n^{\mathbf{R}}\rangle. \quad (2)$$

Since the Bloch orbitals are eigenfunctions, they have a phase freedom in their formulation. This leads to a gauge

* aaron.mahler@duke.edu

freedom in the construction of the Wannier functions:

$$|w_n^{\mathbf{R}}\rangle = \frac{1}{N_k} \sum_{\mathbf{k}} e^{-i\mathbf{k}\cdot\mathbf{R}} e^{i\theta_n(\mathbf{k})} |\psi_n^{\mathbf{k}}\rangle. \quad (3)$$

For obtaining localized Wannier functions, a natural choice for this gauge freedom is to choose the phase factors $\theta_n(\mathbf{k})$ such that $|\psi_n^{\mathbf{k}}\rangle$ is as smooth as possible in its dependence on \mathbf{k} . If it is analytic, the resulting Wannier function is exponentially localized [17]. However, multiple bands may cross one another in the Brillouin zone, yielding \mathbf{k} -points with a set of degenerate Bloch functions. Any unitary combination $U^{\mathbf{k}}$ of the degenerate bands remains a set of eigenfunctions of the Hamiltonian. These freedoms lead to *generalized* Wannier functions, which allows the bands to mix at a fixed \mathbf{k} -point by an arbitrary unitary operator $U^{\mathbf{k}}$ [18],

$$\begin{aligned} |w_n^{\mathbf{R}}\rangle &= \frac{1}{N_k} \sum_{\mathbf{k}} e^{-i\mathbf{k}\cdot\mathbf{R}} \sum_m U_{mn}^{\mathbf{k}} |\psi_m^{\mathbf{k}}\rangle \\ &= \frac{1}{N_k} \sum_{\mathbf{k}} e^{-i\mathbf{k}\cdot\mathbf{R}} |\phi_n^{\mathbf{k}}\rangle. \end{aligned} \quad (4)$$

We call the set $\{|\phi_n^{\mathbf{k}}\rangle\}$ the *transformed* Bloch orbitals. Thus, a generalized Wannier function can be comprised of a combination of bands, and the combination may vary across the Brillouin zone.

A. Cost functions

The unitary freedom in the construction of the Wannier functions can be chosen to satisfy a desired criterion. In the case of the maximally localized Wannier functions (MLWFs) proposed by Marzari and Vanderbilt [9], the $U^{\mathbf{k}}$ minimize the spatial variance

$$\Omega = \sum_n \langle w_n | \Delta r^2 | w_n \rangle, \quad (5)$$

where $\langle f | x | g \rangle = \int_{\mathcal{D}} d\mathbf{r} f^*(\mathbf{r}) x(\mathbf{r}) g(\mathbf{r})$ for any operator x and functions f, g . The domain of integration \mathcal{D} depends on the periodicity of f and g . In the case of the Wannier functions, \mathcal{D} is the Born-von Karman unit cell [16]. We write $\langle \Delta x^2 \rangle = \langle x^2 \rangle - |\langle x \rangle|^2$ for the variance of x . Note that the MLWF localization cost function of Eq. (5) is the bulk-system extension of the Foster-Boys localization for finite systems [19]. The Wannier functions are translationally symmetric on the primitive unit cell, so without loss of generality we only include the Wannier functions indexed by the home unit cell, $\mathbf{R} = \mathbf{0}$. Summing over all unit cells \mathbf{R} in the Born-von Karman unit cell would only change the cost function by a multiplicative constant. The MLWF formulation was originally applied to a composite set of energy bands, which is a set of Bloch orbitals separated by an energy gap from all other states at every point in the Brillouin zone. The gradient of Ω was shown analytically for a composite set by Marzari and Vanderbilt [9], and descent methods are applied to obtain the $U^{\mathbf{k}}$ which minimize Ω . Applied

to the occupied orbitals of gapped systems with vanishing Chern numbers, MLWFs have been proven to be real and exponentially localized in three and fewer dimensions [17, 20–22].

We now introduce the dual localization criteria, adding an energy variance term to the MLWF cost function:

$$\begin{aligned} F &= (1 - \gamma) \sum_n \langle w_n | \Delta r^2 | w_n \rangle + \gamma \sum_n \langle w_n | \Delta h^2 | w_n \rangle \\ &= (1 - \gamma) \Omega + \gamma \Xi, \end{aligned} \quad (6)$$

where h is the single-particle Hamiltonian, Ω denotes the spatial spread, and Ξ denotes the energy spread. The mixing term γ can be tuned to prioritize spatial or energy localization (see Sec. IID). This cost function was used in the localized orbital scaling correction (LOSC) [23], which aims to systemically eliminate delocalization error using localized orbitals [24]. In the case of finite systems, the localized orbitals based on the optimization of the cost function, Eq. (6) are called orbitalets to highlight its space and energy localization [23, 24]. The form of F was first suggested by Gygi et al. in [25]; however, the algorithm there proposed is only applicable to Γ -sampled systems, where the Brillouin zone is sampled only at the origin. In that case, the transformed Bloch orbitals are equivalent to the Wannier functions, and varying the mixing term γ progresses between MLWFs and Bloch orbitals. Additionally, the Γ -only algorithm does not offer guidance on how to treat both occupied and unoccupied spaces together. We show how using the cost function in Eq. (6) can produce physically meaningful localizations when any number of virtual orbitals are included in its domain. The resulting Wannier functions are localized in both space and energy; we therefore refer to them as dually localized Wannier functions (DLWFs).

B. Occupied and unoccupied spaces

The inclusion of energy localization allows occupied and unoccupied Bloch orbitals to be considered together for Wannier function construction. When using a cost function that solely minimizes spatial variance, only a set of Bloch bands that are close together in energy are typically used to construct MLWFs. This is because the basis of Hamiltonian eigenstates is complete and the MLWF cost function allows Bloch bands to mix freely regardless of their relative energy. Adding more bands to the construction of MLWFs will therefore yield states arbitrarily localized in space, while losing virtually all information about the energy content carried by the Bloch bands from which they were constructed. On the other hand, if energy variance is included in addition to spatial variance, then the mixing of Bloch orbitals that are far apart in energy is suppressed. This means that a set of Bloch orbitals spanning a large energy range can be considered and results in Wannier functions that are localized in space as well as associated with a particular energy.

When there is an energy gap between the occupied and unoccupied Bloch orbitals, a set of Wannier functions

can be comprised of the occupied Bloch orbitals, and the projector onto the occupied space may be written in the Bloch orbital or Wannier function basis as

$$P_{\text{occ}} = \frac{1}{N_k} \sum_{n\mathbf{k}} f_n^{\mathbf{k}} |\psi_n^{\mathbf{k}}\rangle\langle\psi_n^{\mathbf{k}}| \\ = \sum_{n\mathbf{R}} f_n^{\mathbf{R}} |w_n^{\mathbf{R}}\rangle\langle w_n^{\mathbf{R}}|, \quad (7)$$

where $f_n^{\mathbf{k}}, f_n^{\mathbf{R}} \in \{0, 1\}$ are the occupations of the Bloch orbitals and Wannier functions respectively. When the set of Wannier functions includes both occupied and unoccupied bands, the Wannier functions may not have integer occupancy: that is, $\langle w_n^{\mathbf{R}} | P_{\text{occ}} | w_n^{\mathbf{R}} \rangle \notin \{0, 1\}$. The fractional occupations were used in the LOSC approach to correct the major underestimation of the total energy in molecular ions at large bond length, which is caused by the delocalization error in the functional approximation. Fractional occupation also means the occupied projector P_{occ} is no longer diagonal in the transformed band index n . If the transformed bands include all of the occupied Bloch orbitals, the occupied projector can be written using the transformed Bloch orbitals as

$$P_{\text{occ}} = \frac{1}{N_k^2} \sum_{\mathbf{k}} \sum_{m\mathbf{q}} (\langle \phi_m^{\mathbf{q}} | P_{\text{occ}} | \phi_n^{\mathbf{k}} \rangle) |\phi_m^{\mathbf{q}}\rangle\langle\phi_n^{\mathbf{k}}| \\ = \frac{1}{N_k} \sum_{mn\mathbf{k}} \lambda_{mn}^{\mathbf{k}} |\phi_m^{\mathbf{k}}\rangle\langle\phi_n^{\mathbf{k}}|, \quad (8)$$

where $|\phi_n^{\mathbf{k}}\rangle = \sum_m U_{mn}^{\mathbf{k}} |\psi_m^{\mathbf{k}}\rangle$ is a transformed Bloch orbital. The $\lambda_{mn}^{\mathbf{k}}$ can be viewed as local occupations of the transformed Bloch functions; observe that the matrix $[\Lambda^{\mathbf{k}}]_{mn} = \lambda_{mn}^{\mathbf{k}}$ is not necessarily diagonal in n as it is when the Wannier functions are constructed only from occupied Bloch bands. The trace of $\Lambda^{\mathbf{k}}$ is $N_f^{\mathbf{k}}$, the number of Bloch states below the Fermi energy at \mathbf{k} . For simplicity, we have omitted the spin index, but these arguments also apply to open-shell systems, albeit for each spin channel independently. As the unitary transform of a diagonal projector, $\Lambda^{\mathbf{k}}$ is a Hermitian matrix with $0 \leq \lambda_{ii}^{\mathbf{k}} \leq 1$.

We can also write the occupied projector in terms of the Wannier functions as

$$P_{\text{occ}} = \sum_{m\mathbf{R}} \sum_{n\mathbf{T}} (\langle w_m^{\mathbf{R}} | P_{\text{occ}} | w_n^{\mathbf{T}} \rangle) |w_m^{\mathbf{R}}\rangle\langle w_n^{\mathbf{T}}| \\ = \sum_{\mathbf{RT}} \sum_{mn} \lambda_{mn}^{\mathbf{RT}} |w_m^{\mathbf{R}}\rangle\langle w_n^{\mathbf{T}}|. \quad (9)$$

The matrix $[\Lambda^{\mathbf{RT}}]_{mn} = \lambda_{mn}^{\mathbf{RT}}$ is the element-wise discrete Fourier transform of the occupation matrix $\Lambda^{\mathbf{k}}$ of transformed Bloch orbitals. $\Lambda^{\mathbf{RT}}$ can be viewed as the occupation matrix of the Wannier functions; restricted to the home cell, it has unit cell trace $\text{Tr}_c[\Lambda^{(\mathbf{00})}] = \sum_n \Lambda_{nn}^{(\mathbf{00})} = N_k^{-1} \sum_{\mathbf{k}} N_f^{\mathbf{k}}$.

II. METHODS

The procedure outlined by Marzari and Vanderbilt in [9] detailed how to find the analytic gradient for mini-

mizing Ω for a composite set of energy bands. This was accomplished by splitting the cost function into two positive definite quantities. One of these, Ω_I , is invariant under the Wannier functions' gauge freedom, so minimizing Ω is equivalent to minimizing only the gauge-dependent term $\tilde{\Omega}$. For a set of N_w Wannier functions, the gauge-invariant term of the spatial cost is given by

$$\Omega_I = \sum_n \left(\langle w_n^{\mathbf{0}} | r^2 | w_n^{\mathbf{0}} \rangle - \sum_m \sum_{\mathbf{R}} |\langle w_m^{\mathbf{R}} | \mathbf{r} | w_n^{\mathbf{0}} \rangle|^2 \right). \quad (10)$$

The gauge-dependent term for the spatial cost is

$$\tilde{\Omega} = \sum_{n \neq m} \sum_{\mathbf{R}} |\langle w_m^{\mathbf{R}} | \mathbf{r} | w_n^{\mathbf{0}} \rangle|^2 + \sum_n \sum_{\mathbf{R} \neq \mathbf{0}} |\langle w_n^{\mathbf{R}} | \mathbf{r} | w_n^{\mathbf{0}} \rangle|^2. \quad (11)$$

The valence bands of metals, and the conduction bands of most systems, cannot be separated from the rest of the bands by an energy gap everywhere in the Brillouin zone; such bands are said to form an entangled set. Souza et al. developed a method called *disentanglement* to extract a subset of interest from a set of entangled bands [8]. Given N_b Bloch bands, the disentanglement procedure extracts $N_w \leq N_b$ composite bands, chosen by minimizing Ω_I . The disentangled bands represent the smoothest possible N_w -dimensional subspace given the original N_b bands, and are used to construct N_w Wannier functions. To differentiate between disentanglement and localization, we refer to the orbitals obtained by minimizing Ω_I as disentangled Bloch orbitals, and to those obtained by minimizing a cost function for a fixed number of (possibly disentangled) Bloch bands as transformed Bloch orbitals.

When considering dual energy and spatial localization, we show two possible ways to evaluate the energy of the Wannier functions needed for minimizing the energy variance. First, we show how the energy variance can be evaluated using the true Bloch orbital energies. Second, we demonstrate how using the disentangled Bloch orbital energies creates a simpler and more readily implementable representation. Finally, we detail the regime where these two approaches agree.

A. Bloch orbital basis

Following the procedure for disentangling a set of Bloch orbitals $\{|\psi_n^{\mathbf{k}}\rangle\}$ outlined by [8] results in a set of disentangled Bloch orbitals $\{|\varphi_n^{\mathbf{k}}\rangle\}$. A disentangled band can be represented in the Bloch orbital basis as

$$|\varphi_n^{\mathbf{k}}\rangle = \sum_b^{N_b} V_{nb}^{\mathbf{k}} |\psi_b^{\mathbf{k}}\rangle, \quad (12)$$

where $V^{\mathbf{k}}$ is an $N_w \times N_b$ matrix obeying the relation $V^{\mathbf{k}}(V^{\mathbf{k}})^\dagger = \mathbb{1}$ ($\mathbb{1}$ is the $N_w \times N_w$ identity operator). We may then write a transformed Bloch orbital for general-

ized Wannier function construction in the basis of disentangled Bloch orbitals as

$$|\phi_n^{\mathbf{k}}\rangle = \sum_a^{N_w} U_{na}^{\mathbf{k}} |\varphi_a^{\mathbf{k}}\rangle. \quad (13)$$

A generalized Wannier function constructed from a set of disentangled Bloch orbitals then takes the form

$$\begin{aligned} |w_m^{\mathbf{R}}\rangle &= \frac{1}{N_k} \sum_{\mathbf{k}} e^{-i\mathbf{k}\cdot\mathbf{R}} \sum_a^{N_w} U_{ma}^{\mathbf{k}} \sum_b^{N_b} V_{ab}^{\mathbf{k}} |\psi_a^{\mathbf{k}}\rangle \\ &= \frac{1}{N_k} \sum_{\mathbf{k}} e^{-i\mathbf{k}\cdot\mathbf{R}} \sum_b^{N_b} L_{mb}^{\mathbf{k}} |\psi_b^{\mathbf{k}}\rangle, \end{aligned} \quad (14)$$

where $L_{mb}^{\mathbf{k}} = [U^{\mathbf{k}} V^{\mathbf{k}}]_{mb}$.

Using this formulation, we may break the energy cost function Ξ into a transformation-invariant term similar to Ω_I , but where the position operator \mathbf{r} is replaced with h :

$$\begin{aligned} \Xi_I &= \sum_n^{N_w} \left(\langle w_n^0 | h^2 | w_n^0 \rangle - \sum_m^{N_w} \sum_{\mathbf{R}}^{N_k} |\langle w_m^{\mathbf{R}} | h | w_n^0 \rangle|^2 \right) \\ &= \frac{1}{N_k} \sum_{\mathbf{k}}^{N_k} \left\{ \text{Tr} [P^{\mathbf{k}} (H^{\mathbf{k}})^2] - \text{Tr} [(P^{\mathbf{k}} H^{\mathbf{k}})^2] \right\}, \end{aligned} \quad (15)$$

where $P^{\mathbf{k}} = (V^{\mathbf{k}})^{\dagger} V^{\mathbf{k}}$ is the projector from the space spanned by the N_b Bloch orbitals to the N_w -dimensional space of disentangled Bloch orbitals. If the commutator $[P^{\mathbf{k}}, H^{\mathbf{k}}] = 0$, then by the cyclic property of the trace $\Xi_I = 0$. This happens when the disentangled Bloch orbitals are a subset of the true Bloch orbitals, or for any mixing of degenerate Bloch orbitals at a fixed \mathbf{k} -point.

B. Disentangled orbital basis

The energy spread cost function may also be evaluated using the energy of the disentangled Bloch orbitals. In the procedure outlined in [8], the energy of the disentangled subspace is diagonalized in the space spanned by the disentangled Bloch orbitals. This means that

$$[\tilde{H}^{\mathbf{k}}]_{nm} = \langle \varphi_n^{\mathbf{k}} | \tilde{h} | \varphi_m^{\mathbf{k}} \rangle = N_k \delta_{\mathbf{k}\mathbf{q}} \delta_{nm} \tilde{\epsilon}_n^{\mathbf{k}}, \quad (16)$$

where $\tilde{H}^{\mathbf{k}} = V^{\mathbf{k}} H^{\mathbf{k}} (V^{\mathbf{k}})^{\dagger}$. If we replace the full Hamiltonian h by the disentangled Hamiltonian \tilde{h} , then the projector $P^{\mathbf{k}}$ in Eq. (15) becomes the identity matrix and Ξ_I vanishes. Therefore, even if a disentanglement leads to a nonzero Ξ_I , using \tilde{h} instead of the full h in the definition of Ξ yields $\Xi_I = 0$. Using the disentangled Hamiltonian also means the \tilde{h}^2 terms are unitarily invariant:

$$\sum_n^{N_w} \langle w_n^0 | \tilde{h}^2 | w_n^0 \rangle = \frac{1}{N_k} \sum_{\mathbf{k}} \text{Tr} [(\tilde{H}^{\mathbf{k}})^2]. \quad (17)$$

This allows us to break the energy cost term into the squared average energy term, $\Xi_{\text{SA}} = \sum_n \langle w_n | \tilde{h}^2 | w_n \rangle$, and an average energy squared term, $\Xi_{\text{AS}} = \sum_n |\langle w_n | \tilde{h} | w_n \rangle|^2$, such that the total energy spread cost is $\Xi = \Xi_{\text{SA}} - \Xi_{\text{AS}}$. Similar to the spatial variance in the Γ -sampled case [25], this means that minimizing the energy spread is equivalent to maximizing the average energy squared Ξ_{AS} .

The difference between using the projected subspace Hamiltonian \tilde{h} and the full Hamiltonian h depends on the set of matrices $\{V^{\mathbf{k}}\}$. If the disentangled multiset of eigenvalues is a subset of the Bloch orbital eigenvalues at every \mathbf{k} -point, $\{\epsilon_n^{\mathbf{k}}\} \subseteq \{\epsilon_n^{\mathbf{k}}\}$, then $[\tilde{H}^{\mathbf{k}}, H^{\mathbf{k}}] = 0$ and using \tilde{h} is equivalent to using h in the energy cost function. A multiset is a set that accounts for multiplicity, which is necessary to account for degenerate eigenvalues. We find that we can use the existing disentanglement procedure to create a disentangled band structure that is almost equivalent to the full band structure in the energy range of interest. For example, we can find Wannier functions around the Fermi energy by including a sufficiently large number of unoccupied bands above the Fermi energy when applying the disentanglement procedure. This produces a disentangled band structure that only appreciably differs from the original band structure far away from the Fermi energy. This is because the disentanglement procedure implemented in `wannier90` diagonalizes \tilde{h} at the end of each iteration in the minimization [8]. If the projected subspace fully spans the area of interest around the Fermi energy, then the eigenvalues of \tilde{h} will correspond to those of h near that energy value. We do note that it is possible to include Ξ_I in the disentanglement procedure, so that the resulting disentangled eigenspectrum would more closely resemble the full eigenspectrum for all energy values.

C. Energy cost gradient

Following the breakdown of the cost function into Ξ_{SA} and Ξ_{AS} as outlined in the previous section, we now derive the gradient of Ξ_{AS} with respect to the unitary rotation $U^{\mathbf{k}}$. We approximate $U^{\mathbf{k}}$ to first order using a small anti-Hermitian matrix, $U^{\mathbf{k}} \approx \mathbb{1} + W^{\mathbf{k}}$, with $(W^{\mathbf{k}})^{\dagger} = -W^{\mathbf{k}}$. Then we find the derivative with respect to $U^{\mathbf{k}}$ using the matrix calculus identity

$$\frac{d \text{Re} \{ \text{Tr} [M W] \}}{dW} = \frac{1}{2} (M - M^{\dagger}) = \mathcal{A}[M]. \quad (18)$$

To see why this is useful, observe that we may write Ξ_{AS} as

$$\begin{aligned} \Xi_{\text{AS}} &= \sum_n \left| \langle w_n | \tilde{h} | w_n \rangle \right|^2 \\ &= \sum_n \left| \frac{1}{N_k} \sum_{m,\mathbf{k}} |U_{mn}^{\mathbf{k}}|^2 \tilde{\epsilon}_m^{\mathbf{k}} \right|^2 \\ &= \sum_n \left| \frac{1}{N_k} \sum_{\mathbf{k}} B_{nn}^{\mathbf{k}} \right|^2, \end{aligned} \quad (19)$$

where $[B^{\mathbf{k}}]_{mn} = [U^{\mathbf{k}} \tilde{H}^{\mathbf{k}} (U^{\mathbf{k}})^{\dagger}]_{mn}$ is the Hamiltonian in the transformed Bloch orbital basis. After transforming the Bloch functions at each \mathbf{k} -point by $U^{\mathbf{k}} \approx 1 + W^{\mathbf{k}}$, the change in Ξ_{AS} to first order in $W^{\mathbf{k}}$ is

$$\begin{aligned} d\Xi_{\text{AS}} &= \frac{4}{N_k^2} \sum_n \left(\sum_{\mathbf{k}} \text{Re} \{ [B^{\mathbf{k}} W^{\mathbf{k}}]_{nn} \} \right) \left(\sum_{\mathbf{q}} B_{nn}^{\mathbf{q}} \right) \\ &= \frac{4}{N_k^2} \sum_{\mathbf{k}, \mathbf{q}} \text{Re} \{ \text{Tr} [C^{(\mathbf{k}, \mathbf{q})} W^{\mathbf{k}}] \} \end{aligned} \quad (20)$$

where $C_{mn}^{(\mathbf{k}, \mathbf{q})} = B_{mn}^{\mathbf{k}} B_{mm}^{\mathbf{q}}$. This allows us to write the gradient in terms of \mathcal{A} , defined in Eq. (18), as

$$\begin{aligned} \frac{d\Xi_{\text{AS}}}{dW^{\mathbf{k}}} &= \frac{4}{N_k} \sum_{\mathbf{q}} \mathcal{A}[C^{(\mathbf{k}, \mathbf{q})}] \\ &= \frac{2}{N_k} \sum_{\mathbf{q}} \left(C^{(\mathbf{k}, \mathbf{q})} - \left(C^{(\mathbf{k}, \mathbf{q})} \right)^{\dagger} \right). \end{aligned} \quad (21)$$

In this form it appears the gradient at each \mathbf{k} -point depends on every other \mathbf{k} -point, which would indicate N_k^2 scaling with the number of \mathbf{k} -points. However, we can sum the matrix $C^{(\mathbf{k}, \mathbf{q})}$ over the Brillouin zone, removing the dependence on \mathbf{q} prior to evaluating the gradient. Thus

$$\left[\frac{d\Xi_{\text{AS}}}{dW^{\mathbf{k}}} \right]_{mn} = 2B_{mn}^{\mathbf{k}} (E_m - E_n), \quad (22)$$

where $E_m = \langle w_m^0 | \tilde{h} | w_m^0 \rangle$ is the average energy of a Wannier function. In essence, these terms penalize the mixing of Bloch orbitals proportionally to the difference in average energy of the Wannier functions they are used to construct. This also means the computational cost of constructing an element of $d\Xi_{\text{AS}}/dW^{\mathbf{k}}$ is independent of N_k .

D. Mixing parameter

We now remark on the mixing parameter γ introduced in Eq. (6). Setting $\gamma = 0$ recovers the MLWF cost function Ω . Setting $\gamma = 1$ returns the Bloch orbitals in the case of Γ sampling. However, when $N_k > 1$, setting $\gamma = 1$ yields transformed Bloch orbitals that are simply the Bloch orbitals ordered by their energy at each \mathbf{k} -point. When there are band crossings in the Brillouin zone, the energy-ordered Bloch orbitals will not be smooth in \mathbf{k} , giving poor spatial localization. Choosing γ strictly between 0 and 1 provides Wannier functions localized in both space and energy.

In a related work for molecules, this cost function was used in an orbital-dependent density functional method called the localized orbital scaling correction (LOSC) [23]. In that work, γ was chosen to minimize the error in several experimentally realizable quantities in a test suite of molecules. In Å and eV, the units of space and energy used in **wannier90**, this value is $\gamma = 0.47714$. For details on this value in relation to the value published in [23], see the Supplemental Material.

When using localized orbitals in the context of LOSC [23, 24], we refer to them as *orbitalets*, to highlight their compromise of spatial and energy localization, following the concept of wavelets having compromise of spatial and momentum localization [26]. A key difference between MLWFs and DLWFs is that DLWFs naturally allow the inclusion of unoccupied orbitals in their construction. Energy cutoffs must be enforced manually for MLWFs, because including high-energy bands will result in unphysically localized Wannier functions; indeed, including the full space of occupied and unoccupied Bloch orbitals is expected to yield arbitrarily localized MLWFs, approaching Dirac delta distributions as the number of unoccupied bands is increased. By contrast, for suitable values of γ , the energy localization of DLWFs induce convergence to stable frontier orbitals when enough higher-energy orbitals are included. When $\gamma = 0.47714$, we find that Bloch orbitals can mix substantially in the construction of DLWFs at a given \mathbf{k} -point as long as their energy difference is less than about 2 eV.

E. Computational details

Following the MLWF formulation of Marzari and Vanderbilt [9], we compute the gradient of the cost function F at each \mathbf{k} -point. Given an initial guess or disentanglement, either a conjugate gradient or steepest descent algorithm is used to minimize F . We implement the energy-space localization in a fork of the open-source **wannier90** code [27–29]. In order to include Ξ , some modifications to the descent algorithm were required. The steepest descent portion of the algorithm was left unchanged, but we found that the step size that produced the best localization was system-dependent. To account for this, we sweep a range of step sizes in order to obtain the best minimum for each localization. For steps when the conjugate-gradient descent and parabolic line search were used, we found that the Polak–Ribiere coefficient [30] provides better convergence than the default Fletcher–Reeves coefficient [31, 32].

Because we allow the inclusion of unoccupied orbitals, we also use the disentanglement procedure on the highest-energy conduction bands considered for localization [8]. When including virtual bands, the choice of how many bands and DLWFs to include is increased until the orbitals of interest, typically the ones around the Fermi energy, are converged. Convergence of high-lying virtual bands was found to be difficult; to sidestep this issue, we implement a program option allowing the exclusion of specified bands from the cost function convergence criterion. We consider the DLWFs converged if their cost from Eq. (6) does not appreciably change with the addition of more unoccupied bands. The modified version of the code may be found at [33] and more details on the functionality added to the **wannier90** code are in the Supplemental Material.

III. RESULTS

We obtain Bloch functions using the PBE density functional [34] in the plane-wave basis, using the optimized norm-conserving Vanderbilt pseudopotentials [35] generated from PseudoDojo [36]; calculations are performed using the open-source Quantum ESPRESSO code suite [37, 38]. The Brillouin zone is always sampled with Monkhorst-Pack meshes [15] centered at Γ , the origin of reciprocal space. For silicon and ethylene, we use a wave function kinetic energy cutoff $E_{\text{cut}} = 60$ Ry; for copper, we set $E_{\text{cut}} = 100$ Ry. In all cases E_{cut} for the density is four times that used for the wave functions. As mentioned in Sec. II, we use a modified version of the **wannier90** code [27–29] to obtain the DLWFs. We select the LOSC mixing parameter $\gamma = 0.47714$, unless stated otherwise. Since the DLWFs are not always real, isoplots are of the DLWF densities, $|w_n(\mathbf{r})|^2$, rather than of the DLWFs themselves. All lengths are reported in Å and all energies in eV.

A. Silicon

First we consider the well-studied semiconductor silicon in the diamond lattice. For the self-consistent calculation we use an $8 \times 8 \times 8$ \mathbf{k} -mesh; for computational efficiency, we use a $4 \times 4 \times 4$ \mathbf{k} -mesh for obtaining virtual Bloch orbitals and localization. We use the experimental lattice parameter $a_{\text{lat}} = 5.431$ Å [39]. The gap of Si is small, with the self-consistent calculation yielding 0.71 eV. It is an indirect gap, however, and the smallest direct gap in the Brillouin zone is 2.56 eV at the Γ point.

1. Occupied states

Constructing DLWFs from only the occupied bands of silicon yields Wannier functions which are not degenerate in energy and have different shapes; this contrasts with the MLWF procedure, which yields four degenerate Wannier functions related by space-group symmetry operations. The lowest-energy DLWF is tetrahedral, while the two highest-energy orbitals are degenerate, each having three lobes centered along a Si–Si bond. The MLWFs, on the other hand, all have tight-binding character, with a single lobe centered along a bond.

2. Frontier States

We expect the valence bands of semiconductors to yield degenerate MLWFs that approximate bonding molecular orbitals; localizing the same number of low-lying conduction bands with the MLWF procedure often yields degenerate functions of antibonding character. Since the conduction states are entangled with higher-energy bands, Souza *et al.* [8] disentangled 12 bands down to 8 when

investigating silicon. Here, we use the same disentanglement with a frozen disentanglement window at the Fermi energy, 6.23 eV. Using Eq. (6) for the cost function on this subspace, we obtain occupied orbitals very similar to those found in Sec. III A 1 above. The conduction orbitals, however, form a fourfold degenerate anti-bonding set, qualitatively equivalent to MLWFs when considering only the four lowest-lying conduction bands.

We also use this system to explore the effects of varying values of γ in the cost function. Allowing both valence and conduction bands to mix in the MLWF construction yields eight Wannier functions degenerate in energy. As we increase γ , we observe WFs more closely associated with specific energy ranges and stepwise lifting of degeneracy (see Fig. 1), but spatial localization is suppressed at the same time (see Fig. 2).

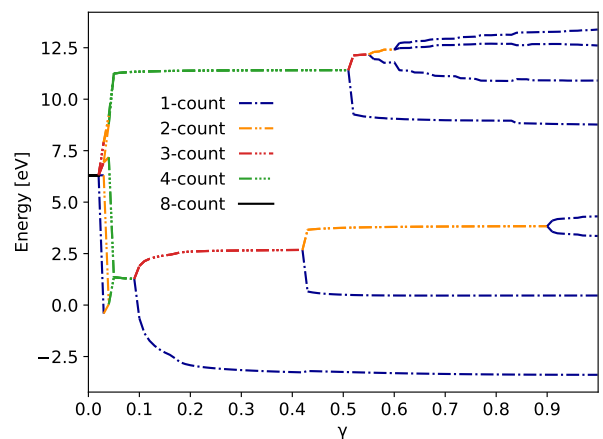


FIG. 1. Degeneracy pattern of the average energy $\langle \tilde{h} \rangle$ of the DLWFs in silicon against γ from Eq. (6). The color and line type indicate the degeneracy of the DLWFs; we call $|w_m\rangle$ and $|w_n\rangle$ degenerate if $|\langle \tilde{h} \rangle_n - \langle \tilde{h} \rangle_m| < 0.15$ eV. At $\gamma = 0$ (MLWFs), we obtain degenerate sp^3 hybrid orbitals, with each MLWF having occupancy $\lambda_{nn} = 0.5$ and $\langle \tilde{h} \rangle = 6.3$ eV. In the range $0.02 < \gamma < 0.05$, the DLWF degeneracy pattern rapidly changes before splitting into two degenerate sets between $0.05 \leq \gamma \leq 0.09$: the occupied and unoccupied orbitals. The degeneracy of unoccupied DLWFs is lifted at $\gamma = 0.53$, while the first lifting of degeneracy for occupied DLWFs occurs at $\gamma = 0.1$.

3. Converged frontier states

Next, we show convergence results when higher-energy virtual bands are included. For this result, we find that the spatial variance of the highest-energy occupied DLWF is well converged when 34 bands are disentangled to 30. Notably, we find that the shapes of the resulting DLWFs are qualitatively the same as those found when including only occupied orbitals (frontier orbitals), as in Sec. III A 1 (Sec. III A 2). We note, however, that the spatial variance Δr^2 of the lowest unoccupied DLWFs is larger than when only four unoccupied bands are

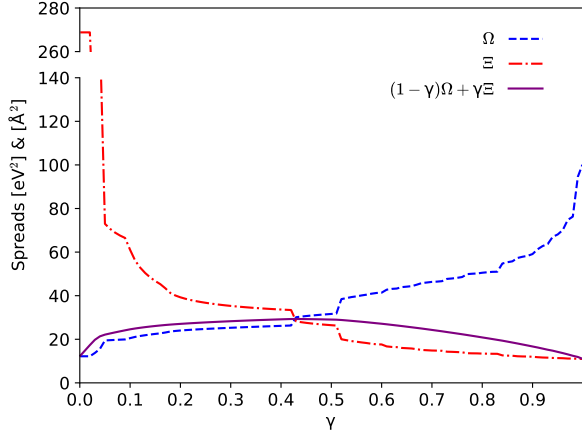


FIG. 2. Spatial cost Ω , energy cost Ξ , and total cost F against γ in Eq. (6). Since the total cost is a convex sum of Ω and Ξ , it always remains between their two values. The sharp changes in Ω and Ξ correspond to degeneracy splitting in Fig. 1. Note the discontinuity in the vertical axis.

included. This is due to the fact that the disentanglement in the latter case directly modifies the conduction bands, smoothing them in \mathbf{k} -space and unphysically increasing the localization of the resulting Wannier functions. Including more virtual orbitals in the localization procedure means that disentanglement smooths only the high-energy conduction bands, removing this effect. For isosurface plots of the eight lowest-energy DLWF densities, see Fig. 3. For more data on individual DLWFs, see the Supplemental Material.

B. Copper

We next investigate copper in an face-centered cubic lattice using an experimental lattice parameter of 3.614 \AA [40]. For the self-consistent calculation we use a $16 \times 16 \times 16$ bk -mesh, while for the virtual states and localization we use a $10 \times 10 \times 10$ \mathbf{k} -mesh. Since the unoccupied bands of copper are very steep, and energy localization restricts mixing bands far apart in energy, we do not require many bands above the Fermi level. Noting that there are 9.5 electrons per spin channel, we use 23 bands and disentangle to 17 bands with a frozen disentanglement window of 40 eV, well above the Fermi energy (17.04 eV). This results in a set of disentangled bands that only differs from the parent DFA at the top of the energy window. Using the $\gamma = 0.47714$, we find that the fully occupied orbitals self-organize into pure s , p , and d -type DLWFs (see Fig. 4). The partially occupied DLWF associated with the frontier band has d -type character, but is delocalized across multiple atoms. Information on individual DLWFs is provided in the Supplemental Material.

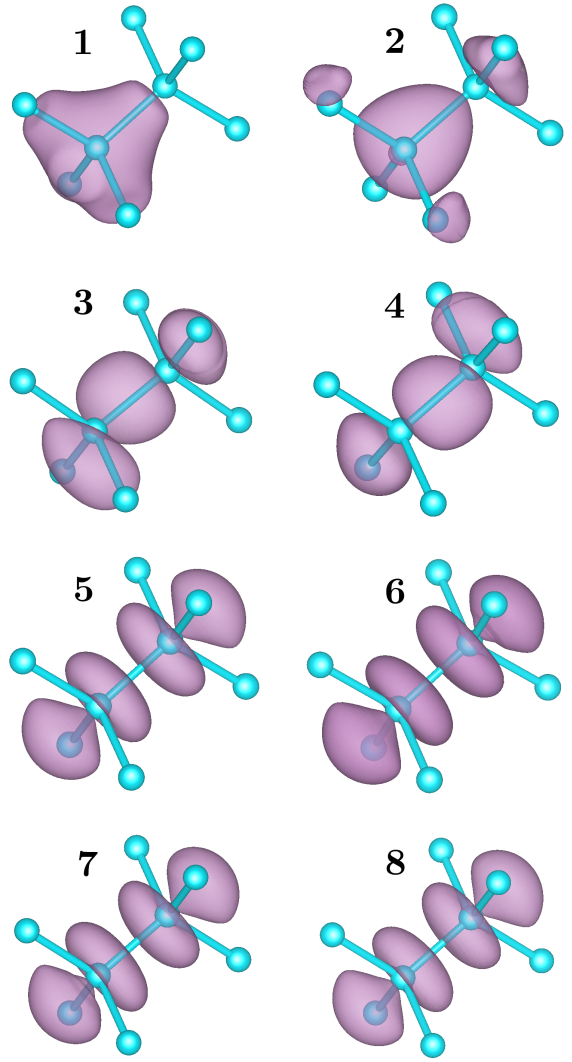


FIG. 3. DLWF density isoplots for silicon (isovalue 0.6) using $\gamma = 0.47714$. They are labeled in ascending order of DLWF average energy starting at the lowest energy. Note that even though this is the result of using 30 disentangled Bloch orbitals per \mathbf{k} -point for construction, the degeneracy pattern is the same as the frontier-only case show in Fig. 1 for the value of $\gamma = 0.47714$.

C. Ethylene

To demonstrate the utility of dual localization in molecules, we simulate ethylene with the geometry from [9]. We use a 10 \AA unit cell with the molecule centered at the origin and sample only the Γ . Thus, disentanglement is unnecessary, and we construct 36 DLWFs from 36 bands, 6 of which are occupied. Setting $\gamma = 0.47714$ recovers DLWFs closely related to molecular orbitals. The lowest-energy DLWF corresponds to a σ bond between the carbon atoms, and the next four resemble combinations of C-C and C-H bonding orbitals. The highest-energy occupied DLWF corresponds to a π bonding orbital, and the lowest unoccupied DLWF to a π^* antibonding orbital. Their isoplots are shown in Fig. 5, and the

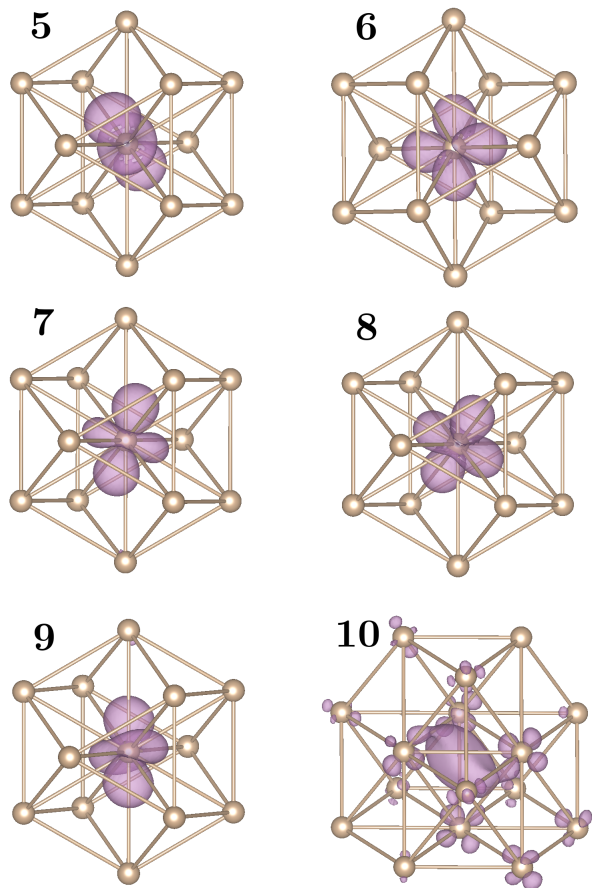


FIG. 4. DLWF density isoplots of copper at isovalue 0.6 using $\gamma = 0.47714$. These are the six highest-energy occupied DLWFs labeled in ascending order of average energy, starting with the fifth-lowest energy. The four DLWFs of lowest energy (not shown) correspond to the occupied $3s$ and $3p$ states (not shown). DLWF 10 is only partially occupied, as it is mainly comprised of the frontier Bloch band. More atoms are shown for the isoplot of DLWF 10 due to its delocalized nature.

individual DLWF data are in the Supplemental Material.

IV. DISCUSSION

We have shown that including energy localization in the construction of Wannier functions results in DLWFs localized both in space and in energy. This allows for bands widely separated in energy to be included in the Wannier function construction without allowing the unphysical mixing of bands far apart in energy; furthermore, the localization procedure naturally produces orbitals associated with certain energies, organizing itself along the Hamiltonian's spectrum. DLWFs with occupation close to 1 also retain the behavior seen in MLWFs, appearing as tight-binding or atomic orbitals and retaining the symmetry of the underlying system. Using the LOSC cost function, $\gamma = 0.47714$, the localization identi-

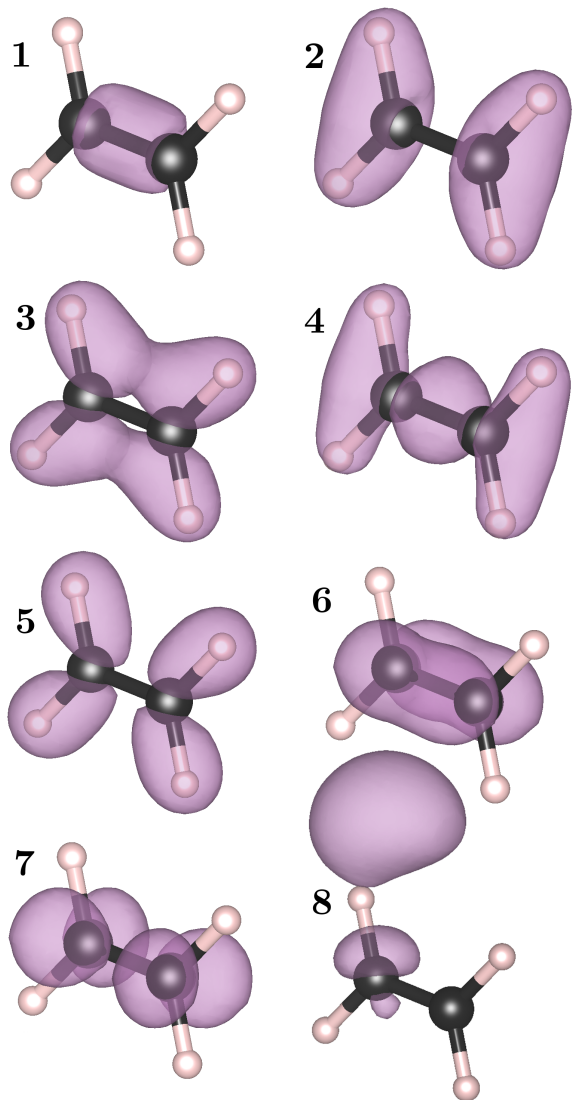


FIG. 5. DLWF density isoplots for ethylene using $\gamma = 0.47714$. DLWF 1 uses an isovalue of 160, DLWF 2–DLWF 7 use an isovalue of 60, and DLWF 8 uses an isovalue of 30. The isosurface between DLWF 6 and DLWF 8 belongs to DLWF 8.

fies atomic states such as the d orbitals of copper (figure 4). The LOSC cost function also recovers molecular orbitals such as the ethylene σ and π bonding orbitals in Fig. 5. This shows that DLWFs have the potential to produce chemically relevant frontier orbitals automatically, without the need for manually enforced energy cut-offs or for separating the occupied and unoccupied spaces.

The fact that DLWFs offer a frontier orbital description localized in space means that they can be employed for orbital-dependent DFT methods [11–14, 23]. Many of these methods attempt to correct the well-known failure of density functional approximations to give energy piecewise linear in fractional occupation [41]. In order to correct this nonlinear behavior, many of these corrections invoke localized frontier orbitals. A popular choice

for these orbitals is to use MLWFs constructed from the highest-energy composite set of occupied Bloch bands. The fractional occupations in DLWFs are a key features distinguishing them from other Wannier functions, and play an important role in the LOSC correction to density functional approximations [23, 24]. As DLWFs are explicitly associated with an energy level, they offer a localized charge description of frontier orbitals for both the occupied and unoccupied spaces. This means they can also generate relevant Wannier functions for both occupied and unoccupied frontier orbitals without having to localize each separately.

When the Wannier function construction includes entangled bands, Damle and Lin [42] have questioned whether sequential disentanglement and localization can find the globally optimal solution as separate procedures. The unified localization method proposed therein offers a possible solution to this problem. For a composite set of bands, this method reduces to the selected columns of the density matrix method [43, 44]; in that case, as with the original MLWF construction, energy cutoffs can be enforced explicitly to limit the energy spread of the Wannier functions. However, because the unified method of Damle and coworkers relies on the exponential decay of off-diagonal elements of the one-particle density matrix in space, it is unclear whether it can be adapted to include energy localization in the construction of the Wannier functions while allowing the inclusion of Bloch orbitals

widely separated in energy, as shown in this work.

Finally, we comment on the (lack of) reality of the DLWFs. When $\gamma = 0$, so that $F = \Omega$ in Eq. (6), Marzari and Vanderbilt conjectured in [9] that the resulting maximally localized Wannier functions would be purely real (up to a global phase). This was proven in [21] for Wannier functions constructed by minimizing any functional symmetric under time reversal, provided that the optimum is unique. Our cost function F obeys time-reversal symmetry, and numerical tests show that the DLWFs with an occupation of 1 are real. However, we observe substantial imaginary character in DLWFs that have an occupation numerically distinguishable from 1. Even though the arguments in [21] do not differentiate between the occupied and unoccupied spaces, we conjecture that the reality arguments do not apply to Wannier functions whose occupation is far from 1. It is possible that the non-uniqueness of these minima could account for their lack of reality.

V. ACKNOWLEDGEMENTS

All of the authors acknowledge support from the National Science Foundation (Grant No. CHE-1900338); A.M. from the Molecular Sciences Software Institute Phase-II Software Fellowship; and J.Z.W. from the National Institutes of Health (Grant No. 5R01GM061870).

-
- [1] G. Wannier, *Physical Review* **52**, 191 (1937).
 - [2] P. L. Silvestrelli and M. Parrinello, *Phys. Rev. Lett.* **82**, 3308 (1999), publisher: American Physical Society.
 - [3] P. L. Silvestrelli and M. Parrinello, *The Journal of Chemical Physics* **111**, 3572 (1999), publisher: American Institute of PhysicsAIP.
 - [4] Y.-S. Lee, M. B. Nardelli, and N. Marzari, *Phys. Rev. Lett.* **95**, 076804 (2005), publisher: American Physical Society.
 - [5] E. Y. Li and N. Marzari, *ACS Nano* **5**, 9726 (2011), publisher: American Chemical Society.
 - [6] M. Shelley, N. Poilvert, A. A. Mostofi, and N. Marzari, *Computer Physics Communications* **182**, 2174 (2011).
 - [7] S. Goedecker, *Rev. Mod. Phys.* **71**, 1085 (1999).
 - [8] I. Souza, N. Marzari, and D. Vanderbilt, *Phys. Rev. B* **65**, 035109 (2001), publisher: American Physical Society.
 - [9] N. Marzari and D. Vanderbilt, *Phys. Rev. B* **56**, 12847 (1997), publisher: American Physical Society.
 - [10] R. Resta, *Berry's phase and geometric quantum distance* (2000), publisher: EPFL. Lausanne.
 - [11] M. Stengel and N. A. Spaldin, *Phys. Rev. B* **77**, 155106 (2008), publisher: American Physical Society.
 - [12] G. Borghi, A. Ferretti, N. L. Nguyen, I. Dabo, and N. Marzari, *Phys. Rev. B* **90**, 075135 (2014), publisher: American Physical Society.
 - [13] J. Ma and L.-W. Wang, *Sci Rep* **6**, 24924 (2016).
 - [14] D. Wing, G. Ohad, J. B. Haber, M. R. Filip, S. E. Gant, J. B. Neaton, and L. Kronik, *arXiv:2012.03278 [cond-mat]* (2020), arXiv: 2012.03278.
 - [15] H. J. Monkhorst and J. D. Pack, *Phys. Rev. B* **13**, 5188 (1976).
 - [16] N. Ashcroft and D. Mermin, *Solid State Physics* (Thomson Press, 2003).
 - [17] J. D. Cloizeaux, *Phys. Rev.* **135**, A685 (1964).
 - [18] J. D. Cloizeaux, *Phys. Rev.* **129**, 554 (1963), publisher: American Physical Society.
 - [19] J. M. Foster and S. F. Boys, *Rev. Mod. Phys.* **32**, 300 (1960), publisher: American Physical Society.
 - [20] W. Kohn, *Phys. Rev.* **115**, 809 (1959).
 - [21] C. Brouder, G. Panati, M. Calandra, C. Mourougane, and N. Marzari, *Phys. Rev. Lett.* **98**, 046402 (2007), publisher: American Physical Society.
 - [22] G. Panati and A. Pisante, *Commun. Math. Phys.* **322**, 835 (2013).
 - [23] N. Q. Su, A. Mahler, and W. Yang, *J. Phys. Chem. Lett.* **11**, 1528 (2020).
 - [24] C. Li, X. Zheng, N. Q. Su, and W. Yang, *National Science Review* **5**, 203 (2018).
 - [25] F. Gygi, J.-L. Fattebert, and E. Schwegler, *Computer Physics Communications* **155**, 1 (2003).
 - [26] I. Daubechies, *Ten Lectures on Wavelets*, CBMS-NSF Regional Conference Series in Applied Mathematics (Society for Industrial and Applied Mathematics, 1992).
 - [27] A. A. Mostofi, J. R. Yates, Y.-S. Lee, I. Souza, D. Vanderbilt, and N. Marzari, *Computer Physics Communications* **178**, 685 (2008).
 - [28] A. A. Mostofi, J. R. Yates, G. Pizzi, Y.-S. Lee, I. Souza, D. Vanderbilt, and N. Marzari, *Computer Physics Communications* **185**, 2309 (2014).

- [29] G. Pizzi, V. Vitale, R. Arita, S. Blügel, F. Freimuth, G. Géranton, M. Gibertini, D. Gresch, C. Johnson, T. Koretsune, J. Ibañez-Azpiroz, H. Lee, J.-M. Lihm, D. Marchand, A. Marrazzo, Y. Mokrousov, J. I. Mustafa, Y. Nohara, Y. Nomura, L. Paulatto, S. Poncé, T. Ponweiser, J. Qiao, F. Thöle, S. S. Tsirkin, M. Wierzbowska, N. Marzari, D. Vanderbilt, I. Souza, A. A. Mostofi, and J. R. Yates, *J. Phys.: Condens. Matter* **32**, 165902 (2020).
- [30] E. Polak and G. Ribiere, *R.I.R.O.* **3**, 35 (1969).
- [31] R. Fletcher and C. M. Reeves, *The Computer Journal* **7**, 149 (1964).
- [32] W. Press, S. Teukolsky, W. Vetterling, and B. Flannery, *Numerical Recipes in Fortran, The Art of Scientific Computing*, 2nd ed. (Cambridge University Press, 1992).
- [33] github.com/mtesseract/wannier90/tree/costSE.
- [34] J. P. Perdew, K. Burke, and M. Ernzerhof, *Phys. Rev. Lett.* **77**, 3865 (1996).
- [35] D. R. Hamann, *Phys. Rev. B* **88**, 085117 (2013).
- [36] M. J. van Setten, M. Giantomassi, E. Bousquet, M. J. Verstraete, D. R. Hamann, X. Gonze, and G. M. Rignanese, *Computer Physics Communications* **226**, 39 (2018).
- [37] P. Giannozzi, S. Baroni, N. Bonini, M. Calandra, R. Car, C. Cavazzoni, D. Ceresoli, G. L. Chiarotti, M. Cococcioni, I. Dabo, A. D. Corso, S. d. Gironcoli, S. Fabris, G. Fratesi, R. Gebauer, U. Gerstmann, C. Gougoussis, A. Kokalj, M. Lazzeri, L. Martin-Samos, N. Marzari, F. Mauri, R. Mazzarello, S. Paolini, A. Pasquarello, L. Paulatto, C. Sbraccia, S. Scandolo, G. Sclauzero, A. P. Seitsonen, A. Smogunov, P. Umari, and R. M. Wentzcovitch, *J. Phys.: Condens. Matter* **21**, 395502 (2009), publisher: IOP Publishing.
- [38] P. Giannozzi, O. Andreussi, T. Brumme, O. Bunau, M. B. Nardelli, M. Calandra, R. Car, C. Cavazzoni, D. Ceresoli, M. Cococcioni, N. Colonna, I. Carnimeo, A. D. Corso, S. d. Gironcoli, P. Delugas, R. A. DiStasio, A. Ferretti, A. Floris, G. Fratesi, G. Fugallo, R. Gebauer, U. Gerstmann, F. Giustino, T. Gorni, J. Jia, M. Kawamura, H.-Y. Ko, A. Kokalj, E. Küçükbenli, M. Lazzeri, M. Marsili, N. Marzari, F. Mauri, N. L. Nguyen, H.-V. Nguyen, A. Otero-de-la Roza, L. Paulatto, S. Poncé, D. Rocca, R. Sabatini, B. Santra, M. Schlipf, A. P. Seitsonen, A. Smogunov, I. Timrov, T. Thonhauser, P. Umari, N. Vast, X. Wu, and S. Baroni, *J. Phys.: Condens. Matter* **29**, 465901 (2017), publisher: IOP Publishing.
- [39] T. Hom, W. Kisztenik, and B. Post, *J Appl Crystallogr* **8**, 457 (1975).
- [40] O. J. Rutt, G. R. Williams, and S. J. Clarke, *Chem. Commun.*, 2869 (2006).
- [41] J. P. Perdew, R. G. Parr, M. Levy, and J. L. Balduz, *PHYSICAL REVIEW LETTERS* **49**, 4 (1982).
- [42] A. Damle and L. Lin, *Multiscale Model. Simul.* **16**, 1392 (2018).
- [43] A. Damle, L. Lin, and L. Ying, *J. Chem. Theory Comput.* **11**, 1463 (2015).
- [44] A. Damle, L. Lin, and L. Ying, *Journal of Computational Physics* **334**, 1 (2017).

Supplemental Material for

Wannier Functions Dually Localized in Space and Energy

Aaron Mahler*

Duke University, Department of Physics, Durham, NC 27708

Jacob Z. Williams

Duke University, Department of Chemistry, Durham, NC 27708

Neil Qiang Su

*Department of Chemistry, Key Laboratory of Advanced Energy Materials Chemistry
(Ministry of Education) and Renewable Energy Conversion and Storage Center (RECAST),*

Nankai University, Tianjin 300071, China and

Duke University, Department of Chemistry, Durham, NC 27708

Weitao Yang

Duke University, Department of Chemistry, Durham, NC 27708 and

Duke University, Department of Physics, Durham, NC 27708

(Dated: January 20, 2022)

I. APPENDIX OF TABLES

This section shows the spatial center, spatial variance, average energy, energy variance, and occupation of the individuals DLWFs presented in the results section of the main text. The index is ordered from lowest to highest energy, starting at 1; thus, it corresponds to the labels of DLWF density isoplots in the main text.

TABLE I. Spatial and energy information per DLWF for silicon.

index	$\langle r_x \rangle$	$\langle r_y \rangle$	$\langle r_z \rangle$	$\langle \Delta r^2 \rangle$	$\langle h \rangle$	$\langle \Delta h^2 \rangle$	$\lambda_{nn}^{(00)}$
01	-0.7273	-0.6394	-0.7274	2.357579	-3.234141	1.681126	0.999992
02	0.2355	0.5311	0.2360	4.824702	0.528461	3.594108	0.999453
03	-0.3476	-1.2893	-1.5917	4.296241	3.738779	1.693098	0.997848
04	-1.5941	-1.2878	-0.3466	4.294985	3.738866	1.692406	0.997860
05	-0.0505	2.6608	2.7073	4.845865	10.548782	4.084945	0.001534
06	1.2678	0.0730	1.2995	4.853594	10.569209	4.085532	0.001481
07	1.4140	-1.3094	-2.7687	4.916316	10.693759	4.064643	0.000875
08	0.0238	1.3053	1.3575	4.907699	10.711160	4.088860	0.000869
09	-0.0182	0.0123	0.0392	8.239568	15.653925	3.218761	0.000047
10	-0.8270	-0.8582	-1.3807	8.298693	15.739891	2.969253	0.000037

* aaron.mahler@duke.edu

TABLE II. Spatial and energy information per DLWF for copper.

index	$\langle r_x \rangle$	$\langle r_y \rangle$	$\langle r_z \rangle$	$\langle \Delta r^2 \rangle$	$\langle h \rangle$	$\langle \Delta h^2 \rangle$	$\lambda_{nn}^{(00)}$
01	-0.0000	0.0000	-0.0000	0.155525	-95.528687	0.000018	1.000000
02	0.0000	0.0000	0.0000	0.186959	-52.928957	0.000814	1.000000
03	0.0000	-0.0000	0.0000	0.186943	-52.928955	0.000811	1.000000
04	-0.0000	-0.0000	-0.0000	0.186958	-52.928954	0.000811	1.000000
05	-0.1631	-0.0051	0.0045	1.326589	13.553628	3.061090	0.996669
06	-0.0038	-0.0046	-0.0073	0.705379	14.072693	1.235276	0.996415
07	-0.0063	0.0014	-0.0177	0.793226	14.078952	1.528006	0.996099
08	-0.0068	-0.0050	0.0046	0.709318	14.085334	1.248489	0.996337
09	0.0096	0.0045	-0.0013	0.803549	14.121215	1.528358	0.996831
10	1.0363	0.9041	-0.8420	4.926801	16.988522	7.848977	0.516482
11	0.6418	-1.0563	-0.3213	7.008280	26.141562	16.535585	0.000001
12	-0.4665	-0.0404	1.4063	7.196124	32.475400	19.176457	0.000000
13	-0.4218	1.0018	1.0964	7.318156	32.739401	20.308781	0.000000
14	0.0123	0.0419	-0.0969	12.324220	39.582046	8.504523	0.000000

TABLE III. Spatial and energy information per DLWF for ethylene.

index	$\langle r_x \rangle$	$\langle r_y \rangle$	$\langle r_z \rangle$	$\langle \Delta r^2 \rangle$	$\langle h \rangle$	$\langle \Delta h^2 \rangle$	$\lambda_{nn}^{(00)}$
01	-0.0000	-0.0000	0.0000	0.983945	-18.612524	0.000174	1.000000
02	0.0001	0.0000	0.0000	1.784198	-13.889465	0.000596	0.999997
03	0.0002	-0.0000	-0.0001	1.633431	-11.218850	0.003959	0.999974
04	-0.0004	0.0000	0.0000	1.497676	-9.940055	0.005812	0.999947
05	-0.0010	-0.0000	-0.0000	2.015195	-8.185370	0.007015	0.999939
06	0.0000	0.0000	-0.0002	1.329210	-6.559715	0.010217	0.999856
07	0.0007	0.0000	0.0014	2.009921	-0.717311	0.135739	0.000000
08	-1.1695	2.1974	-0.1999	3.337830	1.292702	1.286921	0.000025
09	-1.1696	-2.1974	-0.2001	3.337846	1.292738	1.286973	0.000025

II. DISENTANGLED BAND STRUCTURES

Here we show the disentangled band structures used for the isosurface plots shown in the main text. Note that the disentangled band structure is almost exactly in line with the full band structure near the Fermi energy. We found that DLWFs with a mixing parameter of $\gamma = 0.01$ gave the best interpolation, which was slightly better than using $\gamma = 0.0$ (MLWF) and noticeably better than the value of $\gamma = 0.47714$ used in the isosurface plots.

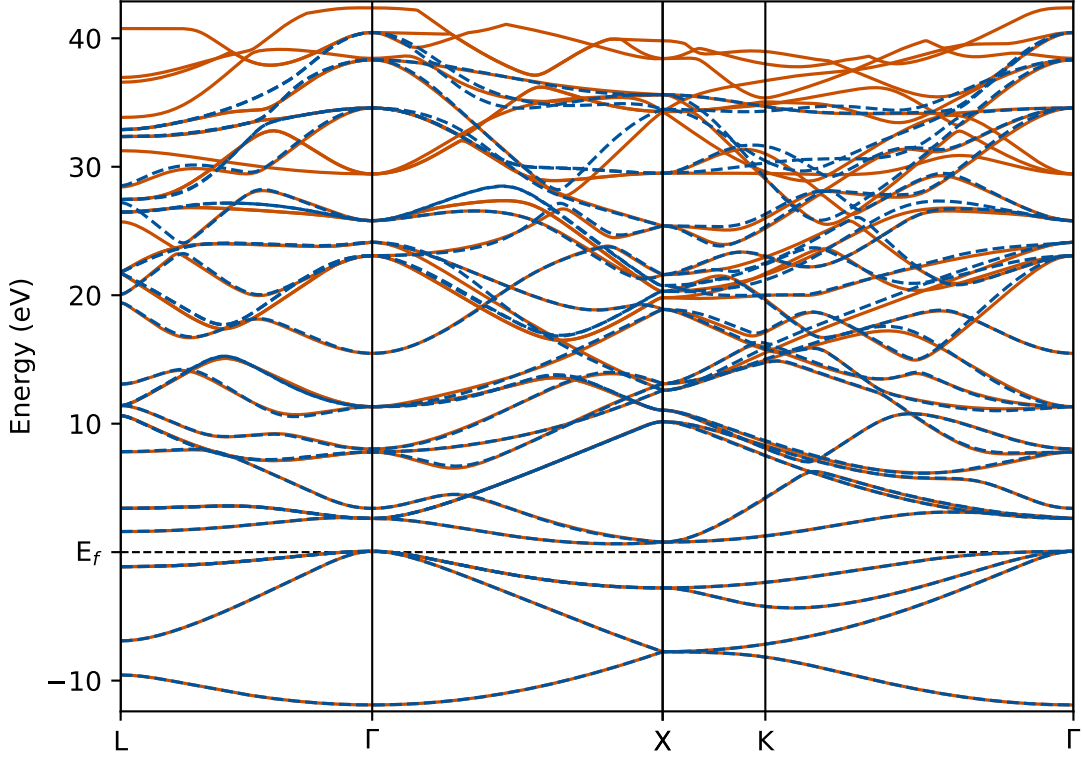


FIG. 1. Disentangled band structure of silicon used for the isosurface plots in the main text. The solid orange lines are 34 bands from a non-SCF calculation in Quantum Espresso with the VBM zeroed at the Fermi energy. The dashed blue lines are 30 disentangled bands interpolated along the path through the Brillouin zone using DLWFs with a mixing parameter of $\gamma = 0.01$.

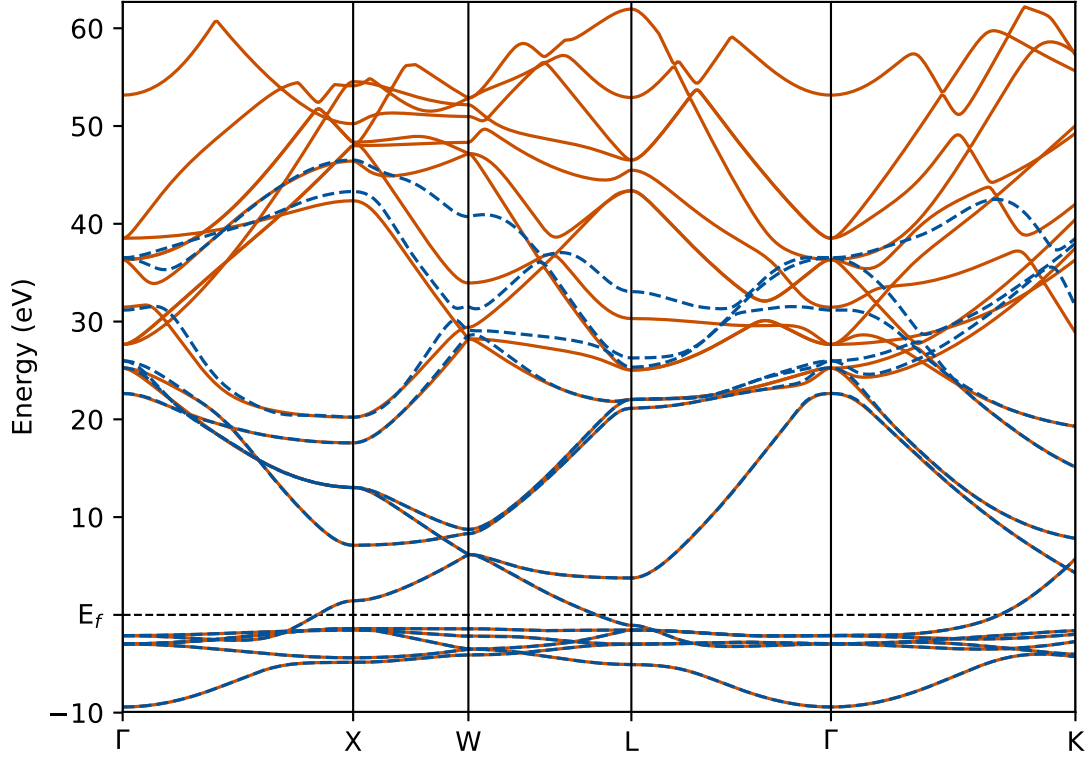


FIG. 2. Disentangled band structure of copper used for the isosurface plots in the main text. The solid orange lines are 23 bands from a non-SCF calculation in Quantum Espresso, and the VBM is zeroed at the Fermi energy. The dashed blue lines are 17 disentangled bands interpolated along the path through the Brillouin zone using DLWFs with a mixing parameter of $\gamma = 0.01$.

III. MIXING PARAMETER CONVERSION

In the molecular formulation of the localized orbital scaling correction (LOSC) method [1], the cost function is given as

$$F = (1 - \gamma')\Omega + \gamma'C\Xi, \quad (1)$$

where Ω is the spatial variance cost and Ξ is the energy variance cost. We write γ' to differentiate from the mixing parameter γ used in the main text. The constant C is added because in atomic units there is a large order of magnitude difference between typical space and energy spreads. This results in mixing parameters that are very close to 1.0, which are difficult to optimize. To keep the space and energy cost within the same order of magnitude, the factor of C was set to 1000.

The implementation in `wannier90` uses the units of Å and eV, which results in spreads that are of the same order of magnitude; thus, we do not use a factor of C in that implementation of the cost function. Converting between these two different equations and units can be accomplished with the following formulae. When converting from Eq. (1), the equivalent mixing parameter for the cost function in the main text is given by

$$\gamma = \left(1 + \left(\frac{1 - \gamma'}{\gamma'} \right) m^2 C \right)^{-1} \quad (2)$$

where $m = 0.529177210903/27.211386245988$ is the conversion from Bohr to Å divided by the conversion from Hartree to eV. Values are obtained from the NIST CODATA database [2]. The conversion from the mixing parameter in the main text to the cost function in Eq. (1) is given by

$$\gamma' = \left(1 + \left(\frac{1 - \gamma}{\gamma m^2 C} \right) \right)^{-1}. \quad (3)$$

IV. CODE IMPLEMENTATION DETAILS

The cost function outlined in the main text was implemented in the `wannier90` code [3]. To implement the energy localization, the data structures necessary for energy localization are only calculated if energy localization is requested. The energy spread cost is calculated in the function `wann_xi`, which is called right after the function `wann_omega`, which calculates the spatial spread. Similarly, the energy gradient is only calculated when needed and is calculated in `wann_dxi`, which is called right after the function that calculates the spatial spread gradient, `wann_domega`. The analytic gradient implemented in `wann_xi` was verified numerically for some test systems to ensure the derivation is correct. The additional data structures that hold the pertinent information for energy localization are `have` for average energy, `have2` for average energy squared, and `h2ave` for average of the squared energy. These variables are used to update the public variables `wannier_energies` and `wannier_espreads`, which are the energy version of the public variables `wannier_centres` and `wannier_spreads` used for spatial information. Since adding these variables into the library mode would necessitate a change to the API, this change was not implemented. If desired, these variables could be added to the API as optional arguments, which should prevent breaking any existing code that uses the API. The modified version of the code may be found at [4].

A. Keyword List

The **wannier90** program uses an input file named **seedname.win** where **seedname** can be set from the command line. This input file contains key-value pairs in a free-form structure that controls the settings of the program. This is a list of the new keywords added in the implementation of energy localization in the **wannier90** code.

Keyword	Type	Description
Energy Mixing Parameters		
SP_EN_MIX	R	Space and energy mixing parameter
ECONV_MAX	R	Energy convergence maximum
NCONV_MAX	I	Number of WFs to use for convergence
NUM_OCC	I	Bloch orbital occupation per k-point
WRITE_INFO	L	Write localization information per WF to file
WANNIER_PLOT_DENSITY	L	Plot the WF density

TABLE IV: **seedname.win** file keywords controlling the energy localization. Argument types are represented by, I for a integer, R for a real number, and L for a logical value.

B. Keyword Details

real :: sp_en_mix

Space and energy mixing parameter; a value of 0.0 gives the MLWF cost function. This value must obey the inequality $0.0 \leq \text{sp_en_mix} \leq 1.0$. When $0.0 < \text{sp_en_mix}$ then the per WF information printed at every print cycle will change to include the energy statistics.

The default value is 0.0.

```
real :: econv_max
```

The upper bound for the energy window used for testing localization convergence. This is useful when considering high-energy unoccupied orbitals since they can be very noisy during the descent. If `econv_max` is set then an additional line will be printed at the end of each print cycle showing the spatial, energy, and total cost of the subset used for convergence. This setting cannot be set if `nconv_max` is set.

No default.

```
integer :: nconv_max
```

The number of Wannier functions used to test for convergence during the gradient descent in the Wannierisation procedure. Useful for when considering high-energy unoccupied orbitals since they can be too noisy to converge during the descent. If `nconv_max` is set then an additional line will be printed at the end of each print cycle showing the spatial, energy, and total cost of the subset used for convergence. This setting cannot be set if `econv_max` is set.

No default, but if `nconv_max > num_wann` it will be set to `num_wann`.

```
integer :: num_occ
```

The number of occupied of Bloch orbitals. This is used to print the occupation of the WFs. Since it is only a single integer this implementation only applies correctly for insulators and Γ -point calculations. In the typical case of finding MLWFs for occupied only orbitals the WF occupations will always be 1.0. Setting `num_occ` is useful when considering WFs that include both occupied and unoccupied Bloch orbitals.

No default.

```
logical :: write_info
```

If `true`, write a summary of the cost information per WF to the file `seedname.info` for the WFs in the home unit cell. The format is WF index, Cartesian expectation of center in Å, spatial

spread in \AA^2 . If `sp_en_mix` $\neq 0.0$ then it will additionally print the WF energy expectation in eV and the energy spread in eV^2 . If `num_occ` $\neq 0$ then it will also print the WF occupations.

The default value is `false`.

`logical :: wannier_plot_density`

Plot the WF density instead of the wavefunction, where the density is defined as $|w_n(\mathbf{r})|^2$. In the case of WFs that are not strictly real-valued, plotting the wavefunction will truncate the imaginary part. Plotting the density instead guarantees the whole WF is plotted.

The default value is `false`.

-
- [1] N. Q. Su, A. Mahler, and W. Yang, J. Phys. Chem. Lett. **11**, 1528 (2020).
 - [2] E. Tiesinga, P. J. Mohr, D. B. Newell, and B. N. Taylor, The 2018 CODATA Recommended Values of the Fundamental Physical Constants (2020).
 - [3] G. Pizzi, V. Vitale, R. Arita, S. Blügel, F. Freimuth, G. Géranton, M. Gibertini, D. Gresch, C. Johnson, T. Koretsune, J. Ibañez-Azpiroz, H. Lee, J.-M. Lihm, D. Marchand, A. Marrazzo, Y. Mokrousov, J. I. Mustafa, Y. Nohara, Y. Nomura, L. Paulatto, S. Poncé, T. Ponweiser, J. Qiao, F. Thöle, S. S. Tsirkin, M. Wierzbowska, N. Marzari, D. Vanderbilt, I. Souza, A. A. Mostofi, and J. R. Yates, J. Phys.: Condens. Matter **32**, 165902 (2020).
 - [4] github.com/mtesseracted/wannier90/tree/costSE.