

# COPA-SSE: Semi-structured Explanations for Commonsense Reasoning

Ana Brassard,<sup>1,2</sup> Benjamin Heinzerling,<sup>1,2</sup> Pride Kavumba,<sup>2,1</sup> Kentaro Inui<sup>2,1</sup>

<sup>1</sup>Riken AIP, <sup>2</sup>Tohoku NLP Lab

{ana.brassard, benjamin.heinzerling}@riken.jp,  
kavumba.pride.q2@dc.tohoku.ac.jp, inui@tohoku.ac.jp

## Abstract

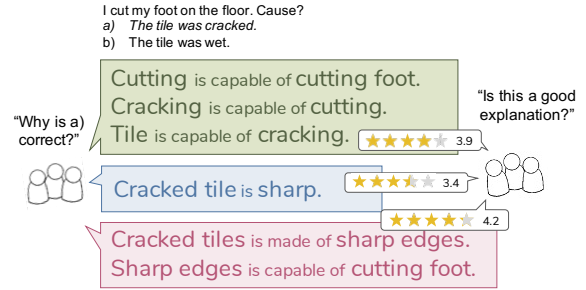
We present Semi-Structured Explanations for COPA (COPA-SSE), a new crowdsourced dataset of 9,747 semi-structured, English common sense explanations for COPA questions. The explanations are formatted as a set of triple-like common sense statements with ConceptNet relations but freely written concepts. This semi-structured format strikes a balance between the high quality but low coverage of structured data and the lower quality but high coverage of free-form crowdsourcing. Each explanation also includes a set of human-given quality ratings. With their familiar format, the explanations are geared towards commonsense reasoners operating on knowledge graphs and serve as a starting point for ongoing work on improving such systems.

**Keywords:** Collaborative Resource Construction & Crowdsourcing, Corpus (Creation, Annotation, etc.), Knowledge Discovery/Representation, Question Answering

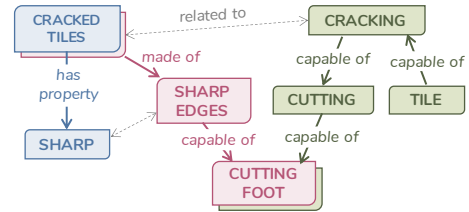
## 1. Introduction

While there are many datasets for question answering and commonsense reasoning (Rogers et al., 2021), models are known to exploit shortcuts such as superficial cues in these datasets, which leads to artificially high evaluation scores (Gururangan et al., 2018). One way to ensure models are reasoning as intended is to require explanations for their predictions (Bowman and Dahl, 2021). A prominent example of such a setting is the Commonsense Explanations Dataset (CoSE) (Rajani et al., 2019), which provides crowdsourced justifications of the correct answers expressed in free text. While free-form crowdsourcing allows representing natural and diverse human reasoning, quality control is notoriously difficult (Daniel et al., 2018). At the other end of the spectrum are explanations that are fully grounded in a knowledge graph (KG), i.e., each element of the explanation corresponds to a node or edge in a KG. However, this structured approach is limited by the coverage of the KG, i.e., the explanation will be sub-optimal or impossible when the situation to explain is not covered by the KG. Here, we adopt a semi-structured approach aiming to combine the best of both worlds—the coverage potential of open-ended crowdsourcing and quality control of structured data.

Specifically, we introduce Semi-Structured Explanations for COPA (COPA-SSE), a new explanation dataset for the Choice of Plausible Alternatives (COPA) dataset (Roemmele et al., 2011).<sup>1</sup> Each explanation consists of a set of English statements, which, in turn, consist of a head text, a selected predicate, and tail text, mimicking ConceptNet (Speer et al., 2017) triples (Figure 1). The head and tail texts are free-form, allowing an open concept



(a) Collecting and rating explanations for Balanced COPA.



(b) The explanations in graph form.

Figure 1: Constructing COPA-SSE. Crowdworkers gave one or more triple-like statements explaining the correct answer which were then rated by different workers (a). Each statement consists of head and tail text linked by a ConceptNet relation. The statements can be aggregated into an explanation graph (b) (§3.5).

inventory. Each explanation also includes quality ratings. COPA-SSE is the starting point of ongoing work on improving graph-based approaches to commonsense reasoning with a focus on improving relevant knowledge extraction. In this paper, we introduce COPA-SSE (§2), detail its construction (§3), and discuss future use cases (§4). COPA-SSE is available at <https://github.com/a-brassard/copa-sse>.

<sup>1</sup>We used the Balanced COPA (Kavumba et al., 2019) variant whose modifications counter superficial cues. Its questions are a super-set of the original COPA dataset.

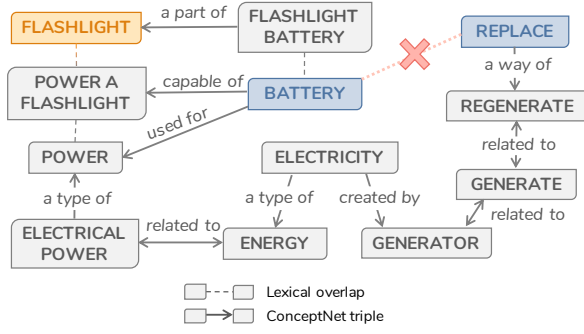


Figure 2: A manually extracted ConceptNet subgraph to illustrate the caveats of only using existing resources. One author attempted to find paths connecting concepts from the question *The flashlight was dead. Effect?* and the answer *I replaced the batteries.* and was unable to find a meaningful path between *battery* and *replace*. The two concepts are connected but the path contains irrelevant facts to the point of being meaningless.

## 2. Semi-Structured Explanations for COPA

**Design goals.** Our goal is to add high-quality explanations to Balanced COPA. Since the nature of a good explanation is subject of debate (Miller, 2019), we adopt a working definition: A good explanation is a minimal set of relevant common sense statements that coherently connect the question and the answer. For example, the fact *Opening credits play before a film.* connects the question *The opening credits finished playing. What happened as a result?* and its answer *The film began.* Commonsense KGs such as ConceptNet provide such statements but have limited coverage (Hwang et al., 2021). For example, even if question and answer concepts are found in the KG, the paths between them can degenerate into long chains of statements that are neither minimal nor relevant (Figure 2). In contrast to structured approaches, unstructured free-form text is not limited by KG coverage. Previous work has elicited such free-form explanations from crowdworkers, but suffers from low quality. For example, in a manual inspection of 1,200 CoS-E samples most explanations were judged to be not relevant to the question and only a small fraction were deemed acceptable explanations. Aiming for a golden middle, we devise a semi-structured explanation scheme comprising a set of triple-like statements. Each statement consists of open-ended head text and tail text connected with a ConceptNet relation. In practice, crowdworkers created explanations by selecting a predicate from a list while providing free text for the two concept slots. This format encouraged workers to provide explanations close to our definition without being restricted to a pre-defined inventory of concepts. We refer to this combination of free text and ConceptNet predicates as *semi-structured explanations*.

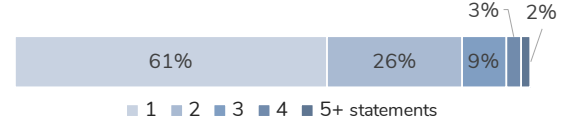


Figure 3: Number of statements per explanation.

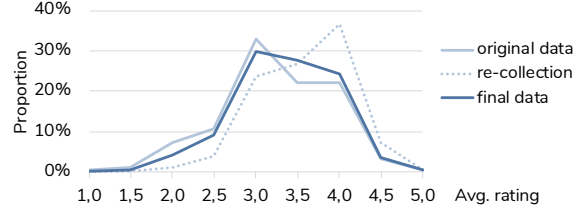


Figure 4: Average rating distribution before (original data) and after the re-collection round (final data). Values are rounded to the nearest half-star.

**Dataset statistics.** Table 1 shows examples of COPA-SSE explanations. COPA-SSE contains 9,747 commonsense explanations for 1,500 Balanced COPA questions. Each question has up to nine explanations given by different crowdworkers. We provide the triple-format described above, as well as a natural language version obtained by replacing ConceptNet relations with more human-readable descriptions. 61% of explanations are only one statement while the other 39% comprise two or more, with the longest explanation being ten statements (Figure 3). Each explanation has a quality rating on a scale of 1 to 5 as given by crowdworkers. Figure 4 shows the rating distribution after initial collection (original data). To guarantee that each Balanced COPA instance is explained by high-quality explanations, we collected additional explanations until most Balanced COPA instances (98%) had at least one explanation rated 3.5 or higher (final data). In other words, 98% of the questions have at least one highly-rated explanation. Initially, 38% of all explanation were over this threshold, which increased to 44% after the additional collection run. We kept the lower-quality explanations as they can be useful negative samples. Finally, we created additional aggregated versions of the explanations by merging or connecting similar concepts. We now describe each step in more detail.

## 3. Crowdsourcing Protocol

Crowdworkers were asked to provide one or more statements that connect the question and the answer in a triple format: a free-form head text, a selection of ConceptNet relations, and a free-form tail text, together forming a commonsense statement (§3.1). Each set of statements was then rated by five different workers (§3.2). To gather more high-quality explanations, we invited workers whose explanations were highly rated to provide additional explanations (§3.3). Section 3.4

The documents were loose. Effect?	
✓ I paper clipped them together.	✗ I kept them in a secure place.
★★★★★	Paper clip is used for loose documents.
★★★★★	Paper clips is used for keeping documents together. Paper clipping can be done to have the documents together.
★★★★★	Paper clip is used for clipping paper together.
★★★★★	Paper clip is used for organizing papers.
★★★★★	Paper clip can be done to keep papers together.
★★★★★	The paper clipped is a way of holding the papers together.
They lost the game. Cause?	
✗ Their coach pumped them up.	✓ Their best player was injured.
★★★★★	Game is a team work. Player is a part of a team. Player injured causes team not working properly. Team not working properly causes lose the game.
★★★★★	Best player is a part of the team. Injury of the best player causes the team to lose.
★★★★★	Their best player being injured causes the team to lose.
★★★★★	Teams is made of players. Injuries is capable of causing losses.
★★★★★	Injury is capable of causing loss.
★★★★★	The team causes the injury.

Table 1: Examples of collected and rated explanations for Balanced COPA questions.

lists worker qualifications and compensation, followed by further post-processing in Section 3.5.

### 3.1. Collecting Explanations

Figure 5 shows our collection form. Workers were given a COPA question and two answer choices with the correct one marked. The input row below consists of two text fields for inputting concepts and a drop-down box for selecting the relation between them. Workers could increase the number of rows to provide explanations with multiple statements, as they were encouraged (but not forced) to do. The relations are a subset of ConceptNet predicates which we selected and translated into human-readable English for easier understanding by non-experts.<sup>2</sup> For example, the input *an apple* is a *fruit* corresponds to the statement “An apple is a fruit.” and the triple (“an apple”, *ISA*, “fruit”).

Free-form text guarantees neither consistent granularity nor chains of statements connected by matching concepts. For example, a phrase such as “the act of eating a sweet fruit” can be given as tail text, even though the next statement might not include that same phrase. We opted to leave this freedom as longer statements can still form coherent explanations, and, as we found in preliminary runs, introducing strict constraints might lead to unnatural and/or less informative explanations. Overly long statements were rare, as most workers followed the simple examples we provided.

<sup>2</sup>E.g., A HasSubevent B is shown as A happens during B. The text-form explanations retained the original surface form, while in the triple format they are changed back to match ConceptNet.

### 3.2. Rating Explanations

Figure 6 shows our form for rating explanations. Each explanation was rated by five workers. Workers were shown a COPA instance and five explanations to rate with up to five stars. As a control, workers had to rate the first explanation again at the end of the HIT, totaling six ratings per HIT. We disregarded (but did not reject) ratings by workers who had more than a one-star difference in this control.<sup>3</sup> Workers were instructed to give a higher rating to explanations containing relevant and more detailed statements and low ratings to uninformative or nonsensical explanations. We observed that detailed, related statements were also low-rated if they did not explain why the answer is correct. Examples of high-rated and low-rated explanations are shown in Table 2. While these ratings serve as generic estimate of quality, we recommend against using them as measurements of any single characteristic such as relevance or thoroughness since they were not defined as such.

### 3.3. Re-collection

To increase the number of higher-rated explanations, we invited workers who provided high-quality explanations to provide additional explanations for a higher fee. We collected four new explanations for questions that had all five explanations rated below 3.5-stars, two new explanations if one was above this threshold, and one new explanation if two were above this threshold. New explanations were then rated in the same way as the original ones.

<sup>3</sup>We allowed a 1-star difference as one could change their opinion on the first seen explanation after seeing other examples. In case of such a difference, we only retain the last rating.

**Instructions**

Use the fields to create common sense statements that help explain why the answer is correct.

- The correct answer is marked with a checkmark ✓.
- Click on **+add** to add more fields.
- Click on the x on the right of a field to delete it.

**Example**

The cat saw a mouse. What happened as a result?  
a) The cat chased the mouse. ✓  
b) The mouse ate some cheese.

**Explanation:**  
cat is motivated by hunting instinct.  
cat desires hunt prey.  
mouse is prey.  
hunt can be done to prey.

**The man looked friendly. What was the cause of this?**  
a) He greeted the cashier. ✓  
b) He used a coupon.

Why is this correct? What knowledge is the correct answer based on?  
Please use as many fields as necessary to create a chain of common sense statements that help explain the answer.

Write a concept... Select a relation Write a concept... x  
+add

Figure 5: Form for collecting explanations.

**Instructions**

**Example**

The baby spat out the lemon. What was the cause of this?  
a) The lemon was sour. ✓  
b) The baby is sleeping.

★★★★★

A baby can feel taste.  
A bad taste is a type of taste.  
Sour is a bad taste.  
Feeling a bad taste causes spitting out.

★★★★★

A sour taste causes spitting out.

★★★★★

A lemon is a fruit.

**Rejection policy**  
If we notice clear signs of low-effort answers such as always giving the same score, we will reject a few HITs and wait for you to contact us. Please get in touch ASAP so we can sort out the issue!

**The woman tolerated her friend's difficult behavior. What was the cause of this?**  
a) The woman knew her friend was going through a hard time. ✓  
b) The woman felt that her friend took advantage of her kindness.

The following cards contain candidate explanations for the above question and answer. Please rate each explanation. A good explanation should provide implicit knowledge that connects the question and the correct answer. Please see the instructions for example ratings.

Going through tough times causes difficult behavior.  
Someone acting annoyed is motivated by going through difficult times. ★★★★★

Tolerating a friend is a way of helping a friend.. ★★★★★

Hard times causes the desire to tolerate friend. ★★★★★

The woman causes throwing hands. ★★★★★

The woman is capable of tolerating her friends behavior. ★★★★★

Going through tough times causes difficult behavior.  
Someone acting annoyed is motivated by going through difficult times. ★★★★★

Figure 6: Form for rating Explanation.

### 3.4. Compensation and qualifications

Workers received \$0.30 per explanation in the first collection round and \$0.40 in the re-collection round. In the rating rounds, workers received \$0.30 for six ratings (five unique and one control). We restricted all our rounds to workers in GB or the US with a HIT approval rate of 98% or more and 500 or more approved HITs. For re-collection, we invited workers whose explanations averaged more than 3.5 stars over ten or more explanations. The total cost, including Amazon Mechanical Turk fees and excluding trial runs, was \$8,651.16.

### 3.5. Post-processing: Aggregation

Free-form nodes occasionally contain very similar concepts expressed with different surface forms without being explicitly connected. Multiple explanations may also offer diverse information which, combined, results in a higher-quality explanation graph in terms of coverage. To aggregate the explanations, we scored the

similarity between each node and merged similar nodes or connected them with a `RelatedTo` edge. Specifically, we computed the cosine similarity  $s$  of the node texts using Sentence-BERT (Reimers and Gurevych, 2019) and merged if  $s > 0.85$  or connected if  $0.60 > s \geq 0.85$ .<sup>4</sup> Each edge also includes a weight calculated as the sum of average human ratings of the explanation the edge came from. Intuitively, these can be considered as the importance or relevance of the edge according to humans, at least in relation to all other given explanations for the sample. Post-processed versions of the graphs are also available in the repository.

## 4. Discussion

**Outlook: COPA-SSE as a Resource for Common-sense Reasoners.** We created this dataset with several uses in mind: it can serve as training data for

<sup>4</sup>For example, “sun” and “under the sun” are connected ( $s = 0.76$ ), “shadow” and “shadows” are merged ( $s = 0.93$ ).

The woman sensed a pleasant smell. Effect? ✓	She was reminded of her childhood.
★★★★★	Pleasant smell is a way of bring happiness. Happiness causes nostalgia. Nostalgia is related to a smell. Smell causes her to think her childhood.
The flashlight was dead. Effect? ✓	I replaced the batteries.
★★★★★	Batteries is used for flashlights. Power is created by batteries. Replacing batteries is a way of restoring power.
The car looked filthy. Effect? ✓	The owner took it to the car wash.
★★★★★	The owner desires clean car. Car wash is used for washing cars.
My favorite song came on the radio. Effect? ✓	I sang along to it.
★	This is a symbol of simple.
The rain subsided. Effect? ✓	I went for a walk.
★	The rain has a fresh smell.
The girl was not lonely anymore. Cause? ✓	She made a new friend.
★	Making is motivated by loneliness.

Table 2: Examples of top-rated and bottom-rated explanations. Highly rated explanations tend to be detailed and explicitly connect the question and answer. Low rated ones are incoherent, completely irrelevant, or related facts but irrelevant as an explanation.

(textual) explanation generation models, or as representations of “ideal” subgraphs to use as gold data for graph-based reasoners or to compare with existing KGs. COPA-SSE’s textual explanations can be used to improve language model (LM)-based systems such as Commonsense Auto-Generated Explanations (CAGE) (Rajani et al., 2019), the system CoS-E was first intended for, which uses a LM to generate explanations as an intermediate step during training and inference. Its triple-like format can in turn be useful for improving graph-based reasoning systems such as QA-GNN (Yasunaga et al., 2021). While still outperformed by current state-of-the-art systems, graph-based systems have the benefit of being more interpretable than purely LM-based systems due to having an accessible internal reasoning structure. At the time of writing, the top-performing graph-based system is QA-GNN (Yasunaga et al., 2021), a system combining LMs and GNNs to extract and weigh relevant knowledge from a KG, then perform reasoning over the extracted subgraph. Our aggregated graph-form explanations (§3.5) can be considered as idealized versions of relevant subgraphs, thus offering gold examples for improving the extraction and relevance scoring steps in such a system. Even though the explanations are in a similar format, their degree of freedom made it possible to collect new information that might not have been present in ConceptNet. Nevertheless, while we verified the quality of our dataset with human ratings, translating them into advances in reasoning performance is not straightforward. For example, even obtaining baseline results with QA-GNN proved difficult; current systems operate over much larger data and a naive approach of substituting the inputs did not lead to performance im-

provement. Finding new ways to maximise the gains from a high-quality, but relatively small, dataset is an exciting avenue for future exploration. In particular, we direct our focus on finding ways to steer graph-based systems into being more interpretable.

## 5. Conclusion

We introduced a new crowdsourced dataset of explanations for Balanced COPA in a triple-based format intended for advancing graph-based QA systems and clear comparison with existing commonsense KGs. The dataset provides relevant and minimal information needed to bridge the question and answer. Our dataset includes explanations in text form and raw triple form as written by crowdworkers, and post-processed versions with compound concepts broken down into simpler statements. This dataset is the starting point for ongoing work on improving graph-based QA systems based on extracting subgraphs from KGs, scoring their relevance, then reasoning with a graph neural network.

## 6. Acknowledgements

This work was partially supported by JST CREST Grant Number JPMJCR20D2 and JSPS KAKENHI Grant Number 21K17814. Special thanks to Tatsuki Kuribayashi for his valuable advice.

## 7. Bibliographical References

- Bowman, S. R. and Dahl, G. E. (2021). What will it take to fix benchmarking in natural language understanding? *arXiv preprint arXiv:2104.02145*.
- Daniel, F., Kucherbaev, P., Cappiello, C., Benatalah, B., and Allahbakhsh, M. (2018). Quality con-



- trol in crowdsourcing. *ACM Computing Surveys*, 51(1):1–40, Apr.
- Gururangan, S., Swayamdipta, S., Levy, O., Schwartz, R., Bowman, S., and Smith, N. A. (2018). Annotation artifacts in natural language inference data. In *Proceedings of the 2018 Conference of the North American Chapter of the Association for Computational Linguistics: Human Language Technologies, Volume 2 (Short Papers)*, pages 107–112, New Orleans, Louisiana, June. Association for Computational Linguistics.
- Hwang, J. D., Bhagavatula, C., Bras, R. L., Da, J., Sakaguchi, K., Bosselut, A., and Choi, Y. (2021). Comet-atomic 2020: On symbolic and neural commonsense knowledge graphs. In *AAAI*.
- Miller, T. (2019). Explanation in artificial intelligence: Insights from the social sciences. *Artificial intelligence*, 267:1–38.
- Rajani, N. F., McCann, B., Xiong, C., and Socher, R. (2019). Explain yourself! leveraging language models for commonsense reasoning. In *Proceedings of the 57th Annual Meeting of the Association for Computational Linguistics*, pages 4932–4942.
- Reimers, N. and Gurevych, I. (2019). Sentence-bert: Sentence embeddings using siamese bert-networks. In *Proceedings of the 2019 Conference on Empirical Methods in Natural Language Processing*. Association for Computational Linguistics, 11.
- Rogers, A., Gardner, M., and Augenstein, I. (2021). Qa dataset explosion: A taxonomy of nlp resources for question answering and reading comprehension.
- Yasunaga, M., Ren, H., Bosselut, A., Liang, P., and Leskovec, J. (2021). Qa-gnn: Reasoning with language models and knowledge graphs for question answering. In *North American Chapter of the Association for Computational Linguistics (NAACL)*.

## 8. Language Resource References

- Kavumba, P., Inoue, N., Heinzerling, B., Singh, K., Reiser, P., and Inui, K. (2019). When choosing plausible alternatives, clever hans can be clever. In *Proceedings of the First Workshop on Commonsense Inference in Natural Language Processing*, pages 33–42, Hong Kong, China, November. Association for Computational Linguistics.
- Roemmele, M., Bejan, C. A., and Gordon, A. S. (2011). Choice of plausible alternatives: An evaluation of commonsense causal reasoning. In *2011 AAAI Spring Symposium Series*.
- Speer, R., Chin, J., and Havasi, C. (2017). Conceptnet 5.5: An open multilingual graph of general knowledge.