

Kformer: Knowledge Injection in Transformer Feed-Forward Layers

Yunzhi Yao^{1,2}, Shaohan Huang³, Ningyu Zhang^{1,2}, Li Dong³, Furu Wei³, Huajun Chen^{1,2*}

¹ Zhejiang University & AZFT Joint Lab for Knowledge Engine

² Hangzhou Innovation Center, Zhejiang University

³ Microsoft Research

{yyztodd,zhangningyu,huajunsir}@zju.edu.cn

{shaohanh,lidong1,fuwei}@microsoft.com

Abstract

Knowledge-Enhanced Model have developed a diverse set of techniques for knowledge integration on different knowledge sources. However, most previous work neglect the language model's own ability and simply concatenate external knowledge at the input. Recent work proposed that Feed Forward Network (FFN) in pre-trained language model can be seen as an memory that stored factual knowledge. In this work, we explore the FFN in Transformer and propose a novel knowledge fusion model, namely Kformer, which incorporates external knowledge through the feed-forward layer in Transformer. We empirically find that simply injecting knowledge into FFN can enhance the pre-trained language model's ability and facilitate current knowledge fusion methods. Our results on two benchmarks in the commonsense reasoning (i.e., SocialIQA) and medical question answering (i.e., MedQA-USMLE) domains demonstrate that Kformer can utilize external knowledge deeply and achieves absolute improvements in these tasks¹.

1 Introduction

Pre-trained language models such as BERT [Devlin *et al.*, 2019] and UniLM [Dong *et al.*, 2019], show significant performance on many Natural Language Processing (NLP) tasks. These models are based on the architecture of the encoder of Transformer [Vaswani *et al.*, 2017] and pre-trained with a huge corpus. As demonstrated by previous work, pre-trained language models possess a decent amount of lexical knowledge and factual knowledge. Despite the pre-trained model itself can be seen as a knowledge base and bearing a certain level of commonsense and symbolic reasoning ability [Talmor *et al.*, 2020; Petroni *et al.*, 2019], it still has some limitations when tackling tasks that are complex and usually demand abundant background knowledge or professional domain-specific information.

To incorporate external knowledge into language models, previous work mainly integrates the external knowledge on

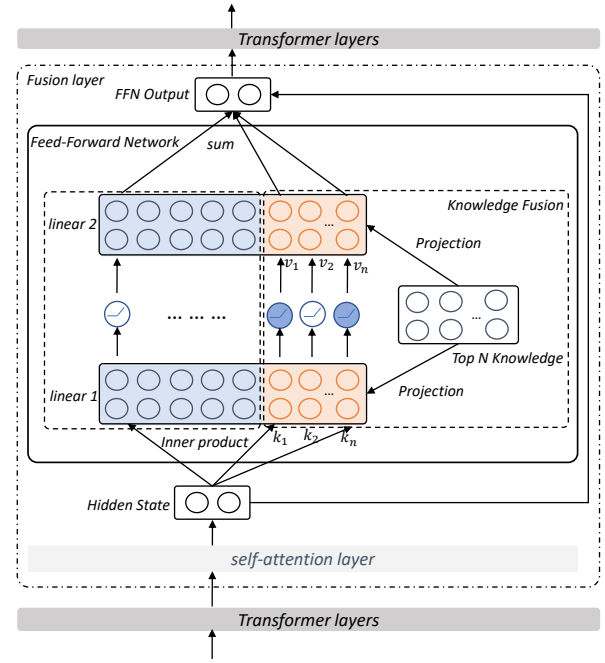


Figure 1: An illustration of KFormer for knowledge injection. Input vectors are multiplied by each knowledge vector. The final output of the feed-forward network is the sum of the original linear layers' output and the knowledge fusion's output.

the input level, or the representation level [Chen *et al.*, 2022]. For the fusion on the input text, the model concatenates the question text and the knowledge together as the input [Xu *et al.*, 2020; Mitra *et al.*, 2020]. At the representation level, the model obtains the knowledge representation and the text representation respectively and interacts with these representations using attention methods [Chang *et al.*, 2020]. In spite of the success, previous work still has some limitations: many studies conduct pre-training on over large-scale [Wang *et al.*, 2021; Peters *et al.*, 2019] external knowledge corpus to inject knowledge into the model, while pre-training is time-consuming and demand enormous resources. Moreover, previous studies only focus on simply one knowledge source, such as triplets or texts. They build various fusion architectures attention mechanisms to integrate external knowledge.

* Corresponding author.

¹Code available in <https://github.com/zjunlp/Kformer>.

Thus, it is beneficial to build a model that is pluggable to deal with different knowledge sources.

Recently, to explore how the pre-trained model can work as a knowledge base, some works investigate the Feed-Forward Network (FFN) in Transformer Encoder. Dai *et al.* [2021] proves that feed-forward layers store factual knowledge. During reasoning, the PLMs can activate knowledge related to the input. However, the knowledge investigated here is simple. Inspired by this, we consider that the pre-trained model itself can try to inject complicated knowledge via the FFN.

In this work, we discovered that PLMs could learn knowledge injected into the Feed Forward Network. We propose a general knowledge fusion model named Kformer that can be adapted to different knowledge types without the pre-training and is able to leverage the capacity of the pre-trained model as shown in Figure 1. We convert the knowledge into dense embedding through a knowledge encoder and inject the knowledge into the Feed Forward Network of Transformer.

In summary, we make the following contributions in this paper:

- We present a simple knowledge injection model Kformer to inject the knowledge into PLMs via Feed Forward Network.
- In the Experiment, we evaluate Kformer over several public benchmark datasets, including knowledge probing (LAMA) and OpenQA tasks (SocialIQA, MedQA). Experiments results show that Kformer achieves absolute improvements in these tasks. We also provide interpretability in our method.

2 Background: FFN are Key-Value Memories

A Transformer encoder is usually stacked with L layers. Each layer contains a multi-head self-attention and a feed-forward network(FFN). Specially, the FFN is made of two Linear Network. Suppose the final attention output of a Transformer layer is $\mathbf{x} \in \mathbb{R}^d$, the compute of the Feed Forward Network can be formulated as (bias terms are omitted):

$$\text{FFN}(\mathbf{x}) = f(\mathbf{x} \cdot K^\top) \cdot V \quad (1)$$

$K, V \in \mathbb{R}^{d_m \times d}$

Here K, V are the parameter matrices of the two Linear Networks. The input \mathbf{x} are first multiplied by K to produce the coefficients, which is then be activated by f and used to computed the weighted sum of V as feed forward layer’s output. [Geva *et al.*, 2021] proposed that FFN emulate neural memory and can be viewed as unnormalized Key-Value Memories. We follow [Dai *et al.*, 2021] and claim that FFN bear high knowledge intensity and store Factual Knowledge and we can inject knowledge into FFN.

3 Kformer: Knowledge Injection in FFN

We proposed a novel model Kformer to injecting external knowledge. Kformer contains three main components: firstly, for each question, we retrieve the top N potential knowledge from knowledge bases (§3.1). Then, we obtain the knowledge representation via Knowledge Embedding (§3.2). In the end, we fuse the retrieved N knowledge into the pre-trained model via the feed-forward layer in Transformer (§3.3).

3.1 Knowledge Retrieval

Knowledge Retrieval is an important part and have significant impact on the models’ performance. Here we build a simple hybrid retrieval system. We first employ a sparse searcher based on Apache Lucene, Elasticsearch, using an inverted index lookup followed by BM25 [Robertson and Zaragoza, 2009] ranking. For each question, we combine the question and the choices together as the query sent to the search engine. We select sentences with top M scores from the results returned by the search engine as knowledge candidates. Since the IR system focuses primarily on lexical and semantic matching, we then conduct a simple dense retrieval on the M candidates. We obtain the dense representation of each knowledge \mathbf{k} via (§3.2) and the input sentence x computed by the average embedding of each token. Then we calculate the score of each knowledge candidate by doing a inner product on the question embedding and the knowledge embedding: $\text{Embed}(x)^T \text{Embed}(\mathbf{k})$. Finally, we choose knowledge candidates with the top N scores as the knowledge evidence to incorporate into the model in the knowledge injection part (§3.3).

3.2 Knowledge Embedding

We view each knowledge candidate as a sentence and first tokenize it using the Tokenizer in Transformer. Then, we employ an Embedding layer represent the knowledge. We initialize the knowledge embedding matrix as the same as the embedding matrix in Transformer and update the Knowledge Embedding Layer simultaneously during training. For each knowledge \mathbf{k} , it is first tokenized as l tokens. Tokens then would be embedded as k_1, k_2, \dots, k_l by the Knowledge Embedding. The \mathbf{k} is represented as the average of these tokens’ embedding:

$$\text{Embed}(\mathbf{k}) = \text{Avg}(k_1, k_2, \dots, k_l) \quad (2)$$

We denote the knowledge candidates as $\mathbf{k}_1, \mathbf{k}_2, \dots, \mathbf{k}_M$, M is the number of candidate knowledge.

3.3 Knowledge Injection

We demonstrate the Transformer layer in which we conduct knowledge fusion in Figure 1. The feed-forward network in each Transformer layer consists of two linear transformations with a GeLU activation in between. Suppose the final attention output of the layer l is H^l , the output of the two linear layers is:

$$\text{FFN}(H^l) = f(H^l \cdot K^l) \cdot V^l \quad (3)$$

$K, V \in \mathbb{R}^{d_m \times d}$ are parameter matrices of the first and second linear layers and f represents the non-linearity function. d_m is Intermediate size of Transformer and d is the hidden size. Suppose we get the top N knowledge documents $\mathbf{k} \in \mathbb{R}^{d_n \times d}$ after retrieval (§3.1). Through Knowledge Embedding, we obtain each knowledge as $\mathbf{k}_1, \mathbf{k}_2, \dots, \mathbf{k}_N \in \mathbb{R}^d$. To inject the knowledge into the specific layer l , we need to map the knowledge to the corresponding vector space. Here, for each layer l , We use two different linear layers to project the knowledge. W^K and W^V represents the weights of the two linear layers($W^K, W^V \in \mathbb{R}^{d \times d}$). The two matrices W^K

and W^V are randomly initialize and will be updated during fine-tuning.

$$\phi_k^l = \text{Pr}_k \mathbf{k} = W_k^l \cdot \mathbf{k} \quad (4)$$

$$\phi_v^l = \text{Pr}_v \mathbf{k} = W_v^l \cdot \mathbf{k} \quad (5)$$

After projection, we inject ϕ_k^l and ϕ_v^l into the corresponding \mathbf{K}^l and \mathbf{V}^l . We expand the FFN by concatenating the projected knowledge to the end of the Linear layer and get the expanded $\mathbf{K}_E^l, \mathbf{V}_E^l \in \mathbb{R}^{(d_m+d_n) \times d}$. Hence, after injection, the compute of FFN can be described as:

$$\begin{aligned} FFN(H^l) &= f(H^l \cdot \mathbf{K}_E^l) \cdot \mathbf{V}_E^l \\ &= f(H^l \cdot [\phi_k^l : \mathbf{K}^l]) \cdot [\phi_v^l : \mathbf{V}^l] \end{aligned} \quad (6)$$

The model activates knowledge that is more related to the question and infuses it with the query through the knowledge fusion portion. The collected information will next be processed and aggregated by the following transformer layer. In our experiments, We simply inject the knowledge into the top-3 layer of the model and we analysis the impact of injection layers in Section 5.2.

4 Experiments

We do experiments on two multiple-choice tasks to explore Kformer’s performance on downstream tasks. We choose triples in the knowledge graph and documents in textbooks to examine the influence of different knowledge types.

4.1 Dataset

Social IQA Social IQA [Sap *et al.*, 2019b] is a common-sense QA task which is partially derived from an external knowledge source ATOMIC [Sap *et al.*, 2019a] and has undergone sufficient human intervention to make the task non-trivial. It includes a number of examples of people reacting to social interactions and the social implications of their comments. We use triples in ATOMIC as our knowledge candidates. For each triple, we paraphrase it into a language sequence according to the relation template in ATOMIC.

MedQA-USMLE MedQA [Jin *et al.*, 2020] is an OpenQA task in biomedical domain, where questions are from medical board exams in US, Mainland China, and Taiwan. We use the English dataset USMLE in our experiment. We adopt the textbooks provided by [Jin *et al.*, 2020] as the knowledge base. These materials contain a total of 18 English medical textbooks that have been widely used by medical students and USMLE takers. For each question, we combine the question and the choices together as the query sent to the search engine.

We summarize the statistics of each dataset in Table 1 and we use accuracy as the evaluation metric for the two datasets. Compared with SocialIQA, the lengths of the knowledge texts we used in MedQA is longer.

4.2 Experiment Setting

We use RoBERTa as the backbone of Kformer and implement our method using Facebook’s tool fairseq [Ott *et al.*, 2019]. The concrete setting for each task is showed in Appendix. We mainly compare Kformer with th following injecting methods:

Metric	Social IQA	MedQA
# of options per question	3	4
Avg. option len.	6.12	3.5
Avg. question len.	20.16	116.6
Avg./Max. know len.	8.63/37	55/1234
# of questions		
Train	33,410	10,178
Dev	1,954	1,272
Test	2,224	12,723

Table 1: Overall statistics of the two datasets. ‘Know len.’ means the length of knowledge text we extract from the knowledge Graph and TextBook. The question len. of the Social IQA dataset contains the length of the context.

Concat: This way is to simple concatenate the retrieved knowledge with the question as the input of the model. All the retrieved knowledge are joined together to make a single knowledge text K . The sequence of tokens [CLS] K [SEP] Q [SEP] A (Q is the question, A is the answer choice) is then passed to the model to get the final prediction. We denote this method as RoBERTa+Concat in the following part.

Attention: Each Transformer block contains two important modules: multi-head self-attention and feed forward layer. Multi-head self-attention is an important part, playing a role of message passing between tokens [Hao *et al.*, 2021]. In self-attention module, input tokens interact with each other and determine what they should pay more attention to. In this part, we conduct experiments on injecting the knowledge into the self-attention module, the fusion is calculated as follows:

$$\text{Attention}^l = \text{softmax} \left(\frac{Q^l [\phi_k^l; \mathbf{K}^l]^T}{\sqrt{d}} \right) [\phi_v^l; \mathbf{V}^l] \quad (7)$$

The knowledge are concatenated at the \mathbf{K} and \mathbf{V} parts in self-attention. During inference, the query will communicate with the injected knowledge. We denote this method as RoBERTa+ATT in the following part. What’s more, for each dataset, we also compared Kformer with other published model.

4.3 Experiments Results

We list the result of the Social IQA in Table 3. RoBERTa+MCQueen[Mitra *et al.*, 2020] explored different ways to infuse knowledge into the language model including concat, parallel-max, simple sum and weighted sum. All the four methods put the knowledge into the model at the input part. They find that the weighted sum method always performs better since it provides the flexibility to attend in varying amount to multiple knowledge sentences. We can observe from the table that adding the knowledge into the feed-forward layer can help the model learn the external knowledge, leading to 0.41 gain in the valid set and 1.56 gain in the test set for the large model. As compared to other methods of incorporating information into the model, our model has a distinct benefit. On the test set, our model outperforms the RoBERTa+MCQueen by 0.68.

Corpus	Relation	RoBERTa		Kformer		RoBERTa+ATT	
		P@1	P@10	P@1	P@10	P@1	P@10
Google_RE	birth_place	12.90	30.90	29.36	59.94	12.93	33.56
	birth_data	1.78	14.24	17.95	57.12	2.04	14.88
	death_place	1.23	2.61	14.02	26.04	2.46	6.00
ConceptNET		17.76	39.79	77.15	93.31	18.81	43.00
T-REx	1-1	55.19		69.35		56.43	
	N-1	19.26		41.72		23.27	
	N-M	16.45		39.50		17.78	

Table 2: The results of LAMA.

	Methods	Dev Acc	Test Acc
Base Model	RoBERTa	72.26	69.26
	RoBERTa+MCQueen [†]	-	67.22
	RoBERTa+ATT	72.10	-
	Kformer	72.82	71.10
Large Model	RoBERTa	78.86	77.12
	RoBERTa+MCQueen [†]	79.53	78.00
	RoBERTa+ATT	78.54	-
	Kformer	79.27	78.68

Table 3: Results of the Social IQA task. We compare our model with other model using ATOMIC as the knowledge source. The results marked with [†] are retrieved from the leaderboard² of the dataset.

For the MedQA, we list the results in Table 4. IR-ES adopt an off-the-shelf retrieval system based on ElasticSearch. For each question q and each answer a_i , we get the score for the top N retrieved sentences and the option with the highest score is selected. We use the code provided by [Jin *et al.*, 2020]³ to get the result.

We compared our model with the concatenate method. We

Method	Dev Acc	Test Acc
IR-ES	28.70	26.00
MAX-OUT	28.90	28.60
RoBERTa	31.28	27.41
RoBERTa+Concat	31.76	29.77
RoBERTa+ATT	31.70	27.37
Kformer	33.02	30.01

Table 4: Results of the MedQA task.

can see from the table that Kformer is still competitive for knowledge with long sequence length. The model adding knowledge via the feed-forward layer outperforms the model concatenating the information into the input by 1.3 in the valid set and 0.3 in the test set. The average length of each knowledge text is 55 in the Textbook materials. When concatenating knowledge at the input, we may only focus on about 10 potential evidence while in our model, we can focus on much more evidence via injecting knowledge via FFN.

Meanwhile, In the table, we can find that on both two tasks, Kformer outperforms RoBERTa+ATT, indicating that injecting knowledge in FFN is better than injecting in attention. We

do further analysis in Section 5.1.

5 Analysis

5.1 Why FFN?

We claim that FFN is a component with high knowledge intensity compared with other parts in Transformer. To test our claim, we conduct experiments on LAMA task. LAMA (Language Model Analysis) [Petroni *et al.*, 2019] is a knowledge probing task to measure whether the factual knowledge is stored in PLMs via cloze-style tasks. Here, we use google_RE, TReX and ConceptNet to detect whether injecting knowledge into the FFN can help the model learn factual knowledge. We compare the performance of different injecting methods and list the results of LAMA in Table 2. In this experiment, we simply inject the corresponding factual knowledge to test whether the model can learn the injected knowledge. Specially, we convert the factual knowledge into dense embedding and inject it into FFN. For example, the input question is 'You would celebrate because you are [MASK].' The language model need to predict the word at the [MASK] place. The model may need external factual triple (*celebrate*, *MotivatedByGoal*, *alive*) to solve the problem. Hence, we paraphrase the triple into a sequence "celebrate MotivatedByGoal alive" and then get the sentence representation via the Knowledge Embedding Module (§3.2). Then We project the triple representation and inject them in the FFN and the self-attention model respectively. The layer we injected here are also the top-3 layers of the model.

As shown in Table 2, although we inject the same knowledge into the model, adding the knowledge to the FFN performs better than adding it to the self-attention part. Incorporating the knowledge through self-attention improves very little while injecting via FFN show great improvement. These findings show that FFN can make better use of the injected knowledge than attention. We hypothesize that this is because FFN express specific factual knowledge [Dai *et al.*, 2021] and the value vector in FFN is more related to the output [Geva *et al.*, 2021], while attention learns pairwise positional interactions [Hao *et al.*, 2021] and the information may be diverted by other information.

5.2 Impact of Layers

In Kformer, the layer where we incorporate external knowledge is a critical hyper-parameter since different levels in Transformer may catch different information. [Geva *et al.*,

²<https://leaderboard.allenai.org/socialiqa/submissions/public>

³<https://github.com/jindl11/MedQA>




Figure 2: One case in the Social IQA task. The question is “Quinn was unhappy in the marriage and promptly filed for a divorce. What he want to do next?” and the answer is ‘separate from his wife’. The matrix on the left is the activation function’s output. The matrix’s size is (seq_length × # of knowledge). Each row of the matrix represents each token in the sequence and each column corresponds to one knowledge text we retrieved. In this experiment, we choose the top 15. On the right, we list the knowledge with higher activation output.

2021] demonstrates that higher layer’s feed-forward network learns more semantic knowledge. Meanwhile, [Wang and Tu, 2020] shows that component closer to the model’s input and output are more important than component in other layers. Here, we insert the knowledge at different levels in Transformer to see where it is the most beneficial. We conduct experiments on every three layers of the base model as the knowledge fusion layers. We also try to import knowledge to all of the Transformer layers. We list the results of various knowledge infusion layers in Table 5.

	Social IQA	MedQA	
	Dev	Dev	Test
RoBERTa	72.26	31.28	27.41
All layers	72.56	32.31	28.27
Layer 10-12	72.82	33.02	30.01
Layer 7-9	72.10	34.04	30.32
Layer 4-6	72.15	31.21	27.72
Layer 1-3	72.51	31.68	29.30

Table 5: Results of the model with different knowledge infusion layer. We compute every three layers of Kformer and use the dev set of Social IQA task and dev and test set of the MedQA task.

On both tasks, the model that integrates evidence through the top three layers or the bottom three layers benefits from external knowledge, whereas applying knowledge into the model’s 4-6 layers degrades its performance. It confirms [Wang and Tu, 2020]’s finding that component closer to the model’s input and output are more critical. Meanwhile, top layers typically outperform bottom ones, implying a higher layer’s feed-forward network has gained more semantic information. On the two tasks, layer 7-9 displays a different pattern. In the Social IQA task, the model that incorporates information via layers 7-9 performs the worst and degrades the model’s performance, whereas in the MedQA task, adding

knowledge via layers 7 to 9 performs the best. Finally, if we infuse knowledge into all layers, the model still has gain but the result is lower than the top three layers’ result, which could be owing to the detrimental effect of the intermediate layers.

According to these results, we discover that adding the knowledge into the top 3 layers’ feed-forward layers usually performs well, which supports the findings of previous work. The top three layers perform best on the Social IQA task, with a score of 72.82 (+0.56 Acc) and also achieve good results on the MedQA task (33.03 in dev and 30.01 in test). The influence of the intermediate layers, on the other hand, is not that consistent and require more research in the future.

5.3 Interpretability

To study how adding the knowledge into the feed-forward layer helps our model learn from external knowledge, we select one case that RoBERTa predicts wrong and Kformer predicts right from the Social IQA task. According to [Dai *et al.*, 2021], here we use the output of the activation function to see what knowledge the model activates and uses.

As shown in Figure 2, the question is “Quinn was unhappy in the marriage and promptly filed for a divorce. What he want to do next?” and the answer is ‘separate from his wife’. RoBERTa chose the wrong answer ‘get himself a lawyer’ and Kformer chose the right one. Some knowledge we retrieved is useful to help the model, such as “PersonX files for a divorce. As a result, PersonX wants find a new place to live.”, “PersonX files for divorce. As a result, PersonX wants to move on with their life.”. According to the retrieved knowledge, we know that Quinn would leave his ex-wife and start a new life after his divorce, while finding the lawyer is the work he needed to do before.

We can find the model mainly focuses on the 1, 7, 11, 12, 14th knowledge it retrieved before. We list the corresponding knowledge on the right side of the figure. As can be seen from

the figure, although the knowledge did not explicitly mention separating from wife, other information like “acclimated to a new life” and “find a new place to live” indicates the separation between the two people. The model reason over the knowledge to answer the question correctly.

5.4 Impact of Top N Knowledge

In this section, we examine the impact of the number of the knowledge candidates retrieved in the knowledge retrieval part. We adjust the number of knowledge candidates and list the results in Figure 3.

As shown in the Figure, the extracted information has both positive and negative effects on the model. If we retrieve less information, the model will be unable to solve the problem due to the lack of sufficient evidence. For the MedQA task, when retrieving the top 20 documents, Kformer performs best, better than retrieving the top 5, 10, and 15 documents. For the Social IQA dataset, retrieving the top 15 sentences achieves the best result. However, if we retrieve too much information for the question, the model will suffer from knowledge noise and make incorrect predictions. In the figure, the performance of Social IQA decreases when retrieving information more than the top 15 sentences. The same pattern can be seen in the MedQA task, when retrieving more than the top 20 documents, the model’s performance drops too.

6 Related Work

External Knowledge External knowledge can be categorized as structured knowledge and non-structured knowledge. Most work choose to use the structured knowledge such as triples or paths extracted from the knowledge graph [Wang *et al.*, 2020; Lv *et al.*, 2020]. Besides, since the structured knowledge is often limited to some specific domains, some works also try to extract related contexts from open-domain corpus, such as Wikipedia. They use information retrieval or other text matching technologies [Lv *et al.*, 2020; Xu *et al.*, 2020] to extract knowledge. Our method is not limited to the type of knowledge. We conduct our experiments on both structured knowledge and non-structured knowledge.

Knowledge Fusion in Pre-trained Model In terms of explicitly fusing knowledge into pre-trained models, one way is to integrate the question text and the knowledge texts as the model’s input and then send it into the pre-trained model to obtain the final results. K-BERT [Liu *et al.*, 2020] build a sentence tree using the questions and triples in the knowledge graph and convert it into an embedding representation and a visible matrix before sending it to the encoder. Xu *et al.* [2020] just concatenate the knowledge into the input and directly send it to the encoder. Due to the limitation of sequence length, these methods cannot concatenate much knowledge into their models. Another way [Chang *et al.*, 2020; Wang *et al.*, 2019; Zhang *et al.*, 2021] is to obtain the context representation (*c*) using the pre-trained model and the knowledge representation (*k*) through a knowledge based model. Then it projects the knowledge to the pre-trained model’s hidden representation space and interacts *k* and *c* via

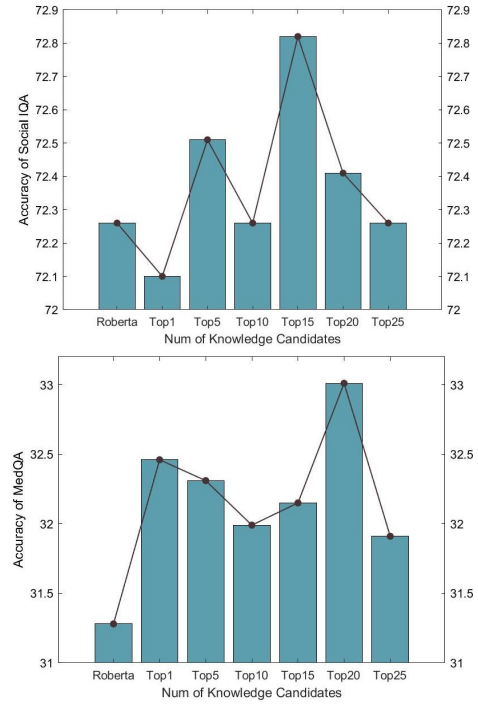


Figure 3: Results of the model with different top N (1, 5, 10, 15, 20, 25) retrieved knowledge candidates.

an attention network. The results are predicted based on the concatenation of *c* and *k* by an inference model.

To get the knowledge representation, Wang *et al.* [2020] computes the knowledge embedding using a Relational Network to aggregate the retrieved paths while Chang *et al.* [2020] encodes the knowledge by retrofitting the pre-trained word embedding. These two ways may run into the Knowledge Noise problem, which occurs when too much knowledge is incorporated into a statement, causing it to lose its intended meaning. In our paper, inspired by previous work [Dai *et al.*, 2021; Geva *et al.*, 2021] on the feed-forward layers, we propose a novel way to filter and incorporate external knowledge through the feed-forward layers in Transformer.

7 Conclusion and Future Works

In this paper, we investigate the feed-forward layer in Transformer and discover that infusing external knowledge into the language model through the feed-forward-layer can also benefit the model. We propose a simple-yet-effective knowledge injection model Kformer which is pluggable to any pre-trained language models and adaptable to different knowledge sources. We conduct our experiments on two multiple-choice tasks (Social IQA and Med-USMLE) and Kformer achieves absolute improvements on the two tasks.

In the future, we would integrate our fusion method in the pre-training stage to get better knowledge representation and explore more downstream tasks to improve the generalization ability of Kformer.

References

- [Chang *et al.*, 2020] Ting-Yun Chang, Yang Liu, Karthik Gopalakrishnan, Behnam Hedayatnia, Pei Zhou, and Dilek Hakkani-Tur. Incorporating commonsense knowledge graph in pretrained models for social commonsense tasks. In *Proc. DeeLIO: The First Workshop on Knowledge Extraction and Integration for Deep Learning Architectures*, 2020.
- [Chen *et al.*, 2022] Xiang Chen, Ningyu Zhang, Xin Xie, Shumin Deng, Yunzhi Yao, Chuanqi Tan, Fei Huang, Luo Si, and Huajun Chen. Knowprompt: Knowledge-aware prompt-tuning with synergistic optimization for relation extraction. In *Proc. of WWW*, 2022.
- [Dai *et al.*, 2021] Damai Dai, Li Dong, Yaru Hao, Zhifang Sui, and Furu Wei. Knowledge neurons in pretrained transformers. *arXiv preprint arXiv:2104.08696*, 2021.
- [Devlin *et al.*, 2019] Jacob Devlin, Ming-Wei Chang, Kenton Lee, and Kristina Toutanova. BERT: Pre-training of deep bidirectional transformers for language understanding. In *Proc. of NAACL*, 2019.
- [Dong *et al.*, 2019] Li Dong, Nan Yang, Wenhui Wang, Furu Wei, Xiaodong Liu, Yu Wang, Jianfeng Gao, Ming Zhou, and Hsiao-Wuen Hon. Unified language model pre-training for natural language understanding and generation. In *Proc. of NeurIPS*, 2019.
- [Geva *et al.*, 2021] Mor Geva, Roei Schuster, Jonathan Berant, and Omer Levy. Transformer feed-forward layers are key-value memories. In *Proc. of EMNLP*, 2021.
- [Hao *et al.*, 2021] Y. Hao, Li Dong, Furu Wei, and Ke Xu. Self-attention attribution: Interpreting information interactions inside transformer. In *Proc. of AAAI*, 2021.
- [Jin *et al.*, 2020] Di Jin, Eileen Pan, Nassim Oufattole, Weihung Weng, Hanyi Fang, and Peter Szolovits. What disease does this patient have? a large-scale open domain question answering dataset from medical exams. *arXiv preprint arXiv:2009.13081*, 2020.
- [Liu *et al.*, 2020] Weijie Liu, Peng Zhou, Zhe Zhao, Zhiruo Wang, Qi Ju, Haotang Deng, and Ping Wang. K-bert: Enabling language representation with knowledge graph. In *Proc. of AAAI*, 2020.
- [Lv *et al.*, 2020] Shangwen Lv, Daya Guo, Jingjing Xu, Duyu Tang, Nan Duan, Ming Gong, Linjun Shou, Daxin Jiang, Guihong Cao, and Songlin Hu. Graph-based reasoning over heterogeneous external knowledge for commonsense question answering. In *Proc. of AAAI*, 2020.
- [Mitra *et al.*, 2020] Arindam Mitra, Pratyay Banerjee, Kuntal Kumar Pal, Swaroop Mishra, and Chitta Baral. How additional knowledge can improve natural language commonsense question answering. *arXiv: Computation and Language*, 2020.
- [Ott *et al.*, 2019] Myle Ott, Sergey Edunov, Alexei Baevski, Angela Fan, Sam Gross, Nathan Ng, David Grangier, and Michael Auli. fairseq: A fast, extensible toolkit for sequence modeling. In *Proc. of NAACL: Demonstrations*, 2019.
- [Peters *et al.*, 2019] Matthew E. Peters, Mark Neumann, Robert Logan, Roy Schwartz, Vidur Joshi, Sameer Singh, and Noah A. Smith. Knowledge enhanced contextual word representations. In *Proc. of EMNLP*, 2019.
- [Petroni *et al.*, 2019] Fabio Petroni, Tim Rocktäschel, Sebastian Riedel, Patrick Lewis, Anton Bakhtin, Yuxiang Wu, and Alexander Miller. Language models as knowledge bases? In *Proc. of EMNLP*, 2019.
- [Robertson and Zaragoza, 2009] Stephen Robertson and Hugo Zaragoza. *The probabilistic relevance framework: BM25 and beyond*. Now Publishers Inc, 2009.
- [Sap *et al.*, 2019a] Maarten Sap, Ronan Le Bras, Emily Allaway, Chandra Bhagavatula, Nicholas Lourie, Hannah Rashkin, Brendan Roof, Noah A Smith, and Yejin Choi. Atomic: An atlas of machine commonsense for if-then reasoning. In *Proc. of AAAI*, 2019.
- [Sap *et al.*, 2019b] Maarten Sap, Hannah Rashkin, Derek Chen, Ronan Le Bras, and Yejin Choi. Social IQa: Commonsense reasoning about social interactions. In *Proc. of EMNLP*, 2019.
- [Talmor *et al.*, 2020] Alon Talmor, Yanai Elazar, Yoav Goldberg, and Jonathan Berant. oLMpics-on what language model pre-training captures. *Transactions of the Association for Computational Linguistics*, 2020.
- [Vaswani *et al.*, 2017] Ashish Vaswani, Noam Shazeer, Niki Parmar, Jakob Uszkoreit, Llion Jones, Aidan N. Gomez, Lukasz Kaiser, and Illia Polosukhin. Attention is all you need. In *Proc. of NeurIPS*, 2017.
- [Wang and Tu, 2020] Wenxuan Wang and Zhaopeng Tu. Rethinking the value of transformer components. In *Proc. of COLING*, 2020.
- [Wang *et al.*, 2019] Xiaoyang Wang, Pavan Kapanipathi, Ryan Musa, Mo Yu, Kartik Talamadupula, I. Abdelaziz, Maria Chang, Achille Fokoue, B. Makni, Nicholas Mattei, and M. Witbrock. Improving natural language inference using external knowledge in the science questions domain. In *Proc. of AAAI*, 2019.
- [Wang *et al.*, 2020] Peifeng Wang, Nanyun Peng, Filip Ilievski, Pedro Szekely, and Xiang Ren. Connecting the dots: A knowledgeable path generator for commonsense question answering. In *Findings of EMNLP*, 2020.
- [Wang *et al.*, 2021] Xiaozhi Wang, Tianyu Gao, Zhaocheng Zhu, Zhiyuan Liu, Juan-Zi Li, and Jian Tang. Kepler: A unified model for knowledge embedding and pre-trained language representation. *Transactions of the Association for Computational Linguistics*, 2021.
- [Xu *et al.*, 2020] Yichong Xu, Chenguang Zhu, Ruochen Xu, Yang Liu, Michael Zeng, and Xuedong Huang. Fusing context into knowledge graph for commonsense reasoning. *arXiv preprint arXiv:2012.04808*, 2020.
- [Zhang *et al.*, 2021] Ningyu Zhang, Shumin Deng, Xu Cheng, Xi Chen, Yichi Zhang, Wei Zhang, and Huajun Chen. Drop redundant, shrink irrelevant: Selective knowledge injection for language pretraining. In *In Proc. of IJCAI*, 2021.

A Experiments Details

We detail the training procedures and hyperparameters for each of the datasets. We utilize Pytorch to conduct experiments with one NVIDIA RTX 3090 GPU. All optimization was performed with the AdamW optimizer with a warmup of learning rate over the first 150 steps, then polynomial decay over the remainder of the training. Gradients were clipped if their norm exceeded 1.0, and weight decay on all non-bias parameters was set to $1e-2$.

B Metrics

Social IQA The Social IQA dataset <https://leaderboard.allenai.org/socialiqa>. The hyper-parameter search space was:

- num_steps: [**8000**, 12000, 16000]
- batch size: [8, **16**]
- learning rate: [**$1e-5$** , $2e-5$, $3e-5$]
- warmup step: 150
- # of external knowledge: 15

MedQA-USMLE The MedQA dataset process code is available in <https://github.com/jind11/MedQA>. The hyper-parameter search space was:

- num_steps: [8000, **12000**, 16000]
- batch size: [4, **8**]
- learning rate: [**$1e-5$** , $2e-5$]
- warmup step: 150
- # of external knowledge: 20