

Azimuthal Asymmetries in Unpolarised Semi-Inclusive DIS at COMPASS

Jan MATOUSEK¹ on behalf of the COMPASS Collaboration

¹Faculty of Mathematics and Physics, Charles University, Ke Karlovu 3, 150 00 Praha, Czechia
jan.matousek@cern.ch

January 14, 2022

Abstract

In semi-inclusive deep inelastic scattering (SIDIS) the non-zero transverse momentum of partons k_T induces azimuthal dependence of the cross-section. For unpolarised nucleon, three azimuthal modulations that can be related to different combinations of twist-2 or higher twist transverse momentum dependent PDFs and fragmentation functions arise: the so-called Cahn effect reflected in $\cos \varphi_h$ modulation, the $\cos 2\varphi_h$ term related to the Boer–Mulders PDF and $\sin \varphi_h$ twist-3 effect known as beam-spin asymmetry. In 2016 and 2017, the COMPASS experiment at CERN collected a large sample of SIDIS events using a longitudinally polarised 160 GeV/c muon beam scattering on a liquid hydrogen target. Amplitudes of the aforementioned azimuthal modulations have been extracted from part of the data. A new procedure has been developed to subtract a background coming from the decay of diffractively produced vector mesons. The results presented in this talk qualitatively agree with earlier COMPASS results obtained with an isoscalar target.

Keywords: DIS, SIDIS, asymmetry, Cahn, Boer–Mulders, COMPASS

1 Introduction

In QCD the momentum and spin structure of the nucleon explored in hard-scattering reactions beyond the collinear approximation is described in terms of transverse momentum dependent parton distribution functions (TMD PDFs). The production of hadrons in the semi-inclusive deep inelastic scattering (SIDIS) of leptons off a nucleon, $\ell N \rightarrow \ell' h X$ is a standard tool to probe the TMD nucleon structure. The differential cross-section for an unpolarised target in the one-photon exchange approximation [1] can be written as

$$\frac{d\sigma}{dx dy dz dP_T^2 d\varphi_h} = \sigma_0 \left(1 + \epsilon_1 A_{UU}^{\cos \varphi_h} \cos \varphi_h + \epsilon_2 A_{UU}^{\cos 2\varphi_h} \cos 2\varphi_h + \lambda \epsilon_3 A_{LU}^{\sin \varphi_h} \sin \varphi_h \right), \quad (1)$$

$$\text{where } \epsilon_1 = \frac{2(2-y)\sqrt{1-y}}{1+(1-y)^2}, \quad \epsilon_2 = \frac{2(1-y)}{1+(1-y)^2}, \quad \epsilon_3 = \frac{2y\sqrt{1-y}}{1+(1-y)^2}. \quad (2)$$

Here $\mathbf{P}_T = (P_T \cos \varphi_h, P_T \sin \varphi_h)$ is the transverse momentum of the hadron h in the $\gamma^* N$ system outlined in Fig. 1, z is the fraction of the photon energy carried by the hadron, y and Bjorken x are the usual DIS variables, σ_0 is the φ_h -independent cross-section, λ is the beam longitudinal polarisation and the amplitudes A_X^Y of the azimuthal modulations, also called asymmetries, carry information on the internal structure of the nucleon and on quark fragmentation. Another valuable source of information, which is not covered here, is the P_T^2 -dependence of the σ_0 .

In the framework of the TMD factorisation and up to the order $1/Q$ (twist-3), the amplitudes can be interpreted as convolutions of TMD PDFs and TMD fragmentation functions (TMD FFs) over the intrinsic quark transverse momentum \mathbf{k}_T and the transverse momentum \mathbf{p}_\perp obtained in the fragmentation [1]:

$$A_{UU}^{\cos \varphi_h} = \frac{2M_p}{Q} \frac{C \left[-\frac{\mathbf{h} \cdot \mathbf{k}_T}{M_p} f_1 D_1 - \frac{(\mathbf{h} \cdot \mathbf{p}_\perp) k_T^2}{M_p^2 M_h} h_1^\perp H_1^\perp + \dots \right]}{C[f_1 D_1]}, \quad A_{UU}^{\cos 2\varphi_h} = \frac{C \left[-\frac{2(\mathbf{h} \cdot \mathbf{k}_T)(\mathbf{h} \cdot \mathbf{p}_\perp) - k_T \cdot \mathbf{p}_\perp}{z M_p M_h} h_1^\perp H_1^\perp \right]}{C[f_1 D_1]}, \quad (3)$$

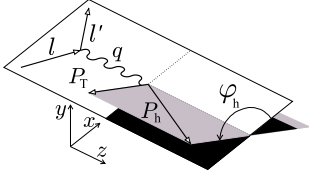


Figure 1: The momentum \mathbf{q} of the γ^* defines the z axis of the γ^*N system. \mathbf{P}_h is the momentum of the observed hadron h .

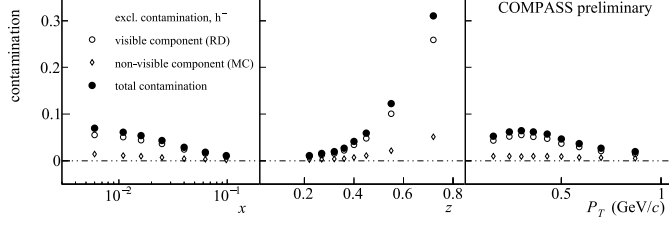


Figure 2: Fraction of h^- from the decay of exclusive vector mesons in the hadron sample before the dedicated selection cut to remove the visible component and before the Monte Carlo driven subtraction of the non-visible component. The fraction of h^+ is slightly lower and similar in shape.

where

$$C[w f F] = x \sum_q e_q^2 \int d^2 \mathbf{p}_\perp d^2 \mathbf{k}_T \delta(\mathbf{P}_T - \mathbf{p}_\perp - z \mathbf{k}_T) w f^q(x, \mathbf{k}_T^2) F^q(z, \mathbf{p}_\perp^2) \quad \text{and} \quad \mathbf{h} = \frac{\mathbf{P}_T}{P_T}. \quad (4)$$

In the expression for $A_{UU}^{\cos \varphi_h}$ we have omitted the terms that are zero in the Wandzura–Wilczek approximation [2]. The first of the remaining terms, proportional to the unpolarised TMDs f_1 and D_1 , was suggested long ago by Cahn [3] and could be used, in addition to the P_T^2 -distribution of the σ_0 , as an independent method of measuring $\langle k_T^2 \rangle$. The second term and also the expression for $A_{UU}^{\cos 2\varphi_h}$ contain the Boer–Mulders TMD PDF h_1^\perp and the Collins TMD FF H_1^\perp . The amplitude $A_{LU}^{\sin \varphi_h}$, known as the beam-spin asymmetry, has only contributions proportional to m_q/M_p or terms that are zero in the Wandzura–Wilczek approximation.

2 COMPASS Measurements of the Azimuthal Modulations

The amplitudes were measured by COMPASS in the production of charged hadrons in the scattering of muons off a ^6LiD (effectively isoscalar) target [4]. The results have been provided as a function of x , z and P_T simultaneously (3D) and integrated over two of the variables (1D). Later, the contribution of hadrons coming from the decay of exclusively (mostly diffractively) produced vector mesons was found sizeable in certain kinematic regions and subtracted [5]. The P_T^2 -distributions have been measured as well [6].

In 2016 and 2017 COMPASS collected a large dataset with 160 GeV/c alternating μ^+ and μ^- beams and a liquid hydrogen target. The beam was longitudinally polarised with $\lambda_{\mu^-} \approx 0.8$ and $\lambda_{\mu^+} \approx -0.8$ thanks to its origin in the weak decay of π . The azimuthal modulations and the P_T^2 -distributions have been extracted using about 11% of the sample [7]. The P_T^2 -distributions together with corresponding distributions from e^+e^- annihilation at BELLE have been recently utilised in a leading-order determination of $\langle k_T^2 \rangle$ [8].

SIDIS events have been selected by requiring $Q^2 > 1 \text{ (GeV/c)}^2$ and $W > 5 \text{ GeV/c}^2$. The Q^2 cut implies $x > 0.003$ in COMPASS kinematics. To stay in region with reliable event reconstruction and moderate acceptance corrections $x < 0.13$, $0.2 < y < 0.9$ and $\theta_{\gamma^*} < 60 \text{ mrad}$ have been imposed in addition, where θ_{γ^*} is the polar angle of the virtual photon with respect to the beam. Only the hadrons with $z > 0.1$ and $P_T > 0.1 \text{ GeV/c}$ have been selected to ensure good resolution in φ_h .

As already mentioned above, part of the hadrons comes from the decay of exclusive vector mesons, mostly $\rho^0 \rightarrow \pi^+\pi^-$ and $\phi \rightarrow K^+K^-$. The exclusive production of the vector mesons is dominantly diffractive, meaning that it can not be treated in the parton model. The hadrons coming from these decays are concentrated at low Q^2 (and thus low x) and low P_T . They populate quite uniformly the full z range, while the rest of the hadron sample has a steeply decreasing z distribution. As a result, their contribution is important at high z . As the vector mesons inherit the polarisation of the γ^* , the decay hadrons obtain large azimuthal modulations, including $\cos \varphi_h$ and $\cos 2\varphi_h$. To exclude this contribution, the events with only $\mu^+h^+h^-$ in the final state and having $z_{h^+} + z_{h^-} > 0.95$ have been rejected. The remaining contribution of partially reconstructed pairs has been determined from the HEPGEN Monte Carlo (MC) [9], normalised to the data

using the missing energy distribution of the reconstructed pairs, and subtracted in each φ_h bin. The contamination fraction before the described treatment is shown in Fig. 2. The acceptance correction has been determined utilising the LEPTO MC [10]. No QED radiative corrections have been applied to these results, although work to determine them using the DJANGO MC [11] is ongoing.

3 Preliminary Results on the Proton Target

The azimuthal modulation amplitudes have been measured fitting the φ_h distributions in bins of x , z and P_T in both the 1D approach (integrating over two of the variables) and 3D approach. In addition, the 1D results have been divided into four Q^2 ranges. The results obtained with the μ^+ and μ^- beam have been found compatible and they have been merged. The uncertainties shown in the figures are only statistical. The systematic uncertainties have been estimated to be about the same size.

The 1D results for the amplitudes $A_{UU}^{\cos \varphi_h}$ in the full Q^2 range is shown in Fig. 3, top row. They are clearly non-zero and they differ between h^+ and h^- . The difference could point to a flavour-dependence of the $\langle k_T^2 \rangle$. This can be further investigated comparing with the isoscalar target results [4], which exhibit a smaller difference. The results in bins of (x, Q^2) , (z, Q^2) and (P_T, Q^2) are shown in the remaining rows. Interestingly, the amplitudes increase with Q^2 . This is counter-intuitive, as the Cahn effect, which is suppressed by $1/Q$, is expected to be the dominant contribution for this amplitude in Eq. (3). It is worth reminding that x and Q^2 are highly correlated in fixed-target kinematics and that the amplitudes increase with x . However, the increase of the amplitude with Q^2 is observed for six different ranges in x , as shown in Fig. 4. Unfortunately, comparing this observation with the isoscalar target would require re-analysing the data as the Q^2 dependence was not extracted.

In the same manner, the amplitudes $A_{UU}^{\cos 2\varphi_h}$ are drawn in Fig. 5, 6. The amplitudes for h^+ are generally compatible with zero, while those for h^- are clearly positive. In this case no clear dependence on Q^2 is visible. The amplitudes of the $A_{LU}^{\sin \varphi_h}$ in 1D are shown in Fig. 7. The results are positive and compatible for h^+ and h^- .

4 Acknowledgements

The work of the author has been supported by the Czech MEYS grants LTT17018, LM2018104.

References

- [1] A. Bacchetta, M. Diehl, K. Goeke, A. Metz, P. J. Mulders, and M. Schlegel, JHEP **02** (2007) 093, [arXiv:hep-ph/0611265](#).
- [2] S. Bastami *et al.*, JHEP **06** (2019) 007, [arXiv:1807.10606 \[hep-ph\]](#).
- [3] R. N. Cahn, Phys. Lett. B **78** (1978) 269–273.
- [4] C. Adolph *et al.* (COMPASS), Nucl. Phys. B **886** (2014) 1046–1077, [arXiv:1401.6284 \[hep-ex\]](#).
- [5] J. Agarwala *et al.* (COMPASS), Nucl. Phys. B **956** (2020) 115039, [arXiv:1912.10322 \[hep-ex\]](#).
- [6] M. Aghasyan *et al.* (COMPASS), Phys. Rev. D **97** no. 3, (2018) 032006, [arXiv:1709.07374 \[hep-ex\]](#).
- [7] A. Moretti (COMPASS), [arXiv:2107.10740 \[hep-ex\]](#). To appear in the proceedings of DIS 2021.
- [8] A. Martin, JPS Conf. Proc. (2022). To appear in the proceedings of SPIN 2021.
- [9] A. Sandacz and P. Sznajder, [arXiv:1207.0333 \[hep-ph\]](#).
- [10] G. Ingelman, A. Edin, and J. Rathsmann, Comput. Phys. Commun. **101** (1997) 108–134, [arXiv:hep-ph/9605286](#).
- [11] K. Charchula, G. Schuler, and H. Spiesberger, Comput. Phys. Commun. **81** (1994) 381–402.

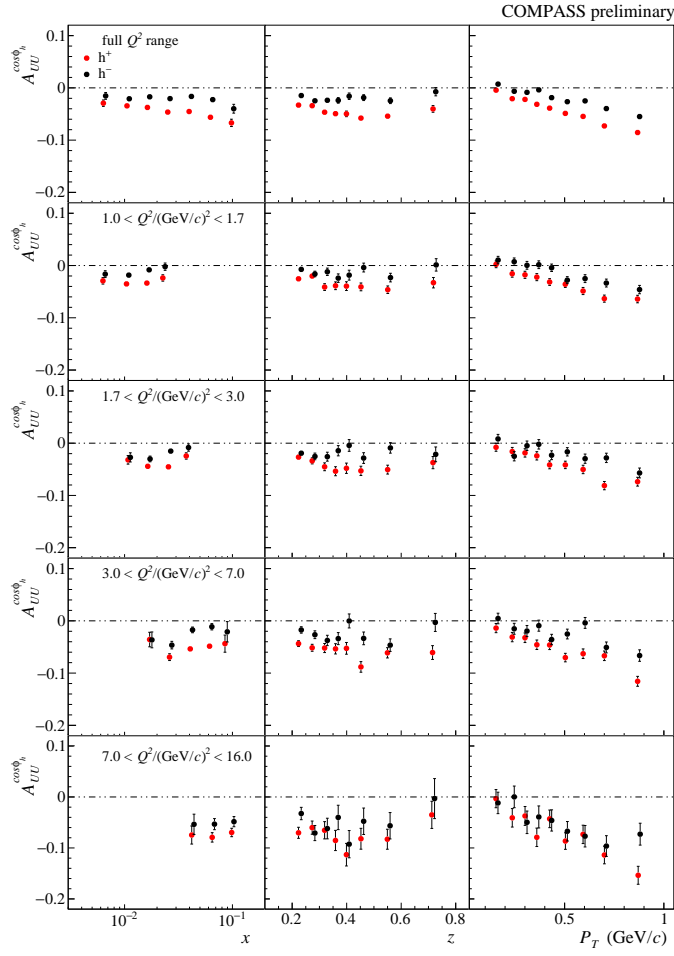


Figure 3: The amplitudes of the $\cos \varphi_h$ modulation in bins of x , z and P_T in the full Q^2 range (top row) and divided in four Q^2 ranges.

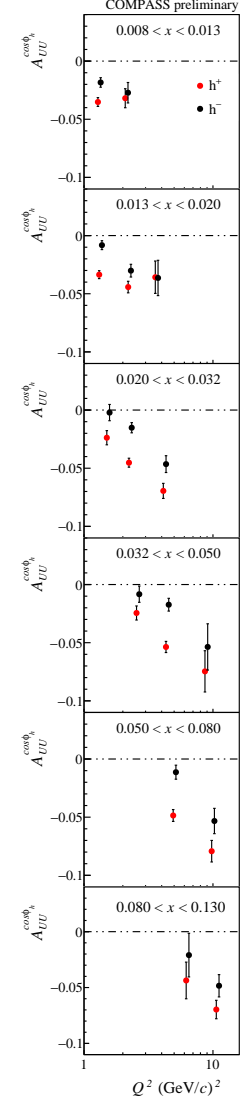


Figure 4: The same amplitudes in bins of Q^2 in six x ranges.

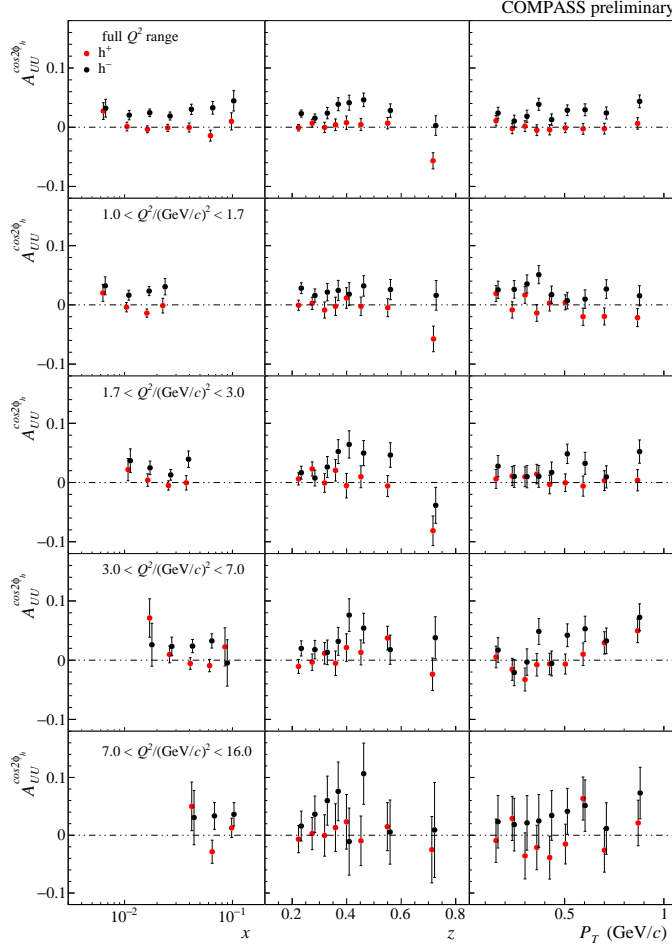


Figure 5: The amplitudes of the $\cos 2\varphi_h$ modulation in bins of x , z and P_T in the full Q^2 range (top row) and divided in four Q^2 ranges.

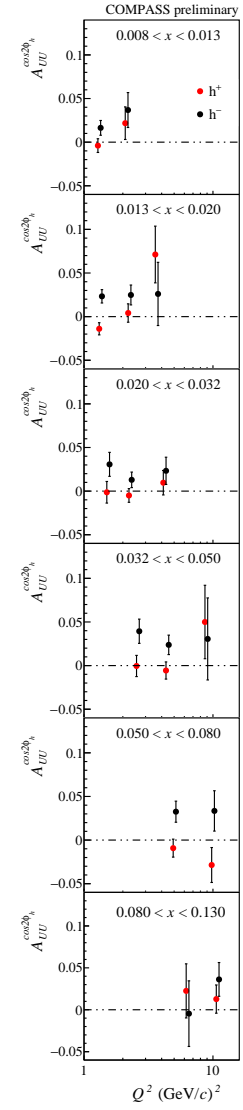


Figure 6: The same amplitudes in bins of Q^2 in six x ranges.

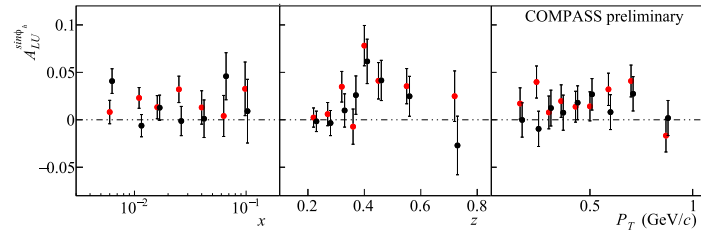


Figure 7: The amplitudes of the $\sin \varphi_h$ modulation in bins of x , z and P_T