

A Physics-Informed Vector Quantized Autoencoder for Data Compression of Turbulent Flow

Mohammadreza Momenifar^{*†}, Enmao Diao[†], Vahid Tarokh[†], Andrew D. Bragg^{*}

^{*}Department of Civil and Environmental Engineering

[†]Department of Electrical and Computer Engineering

Duke University

Durham, NC, 27701, USA

mohammadreza.momenifar@duke.edu

enmao.diao@duke.edu

vahid.tarokh@duke.edu

andrew.bragg@duke.edu

Abstract

Analyzing large-scale data from simulations of turbulent flows is memory intensive, requiring significant resources. This major challenge highlights the need for data compression techniques. In this study, we apply a physics-informed Deep Learning technique based on vector quantization to generate a discrete, low-dimensional representation of data from simulations of three-dimensional turbulent flows. The deep learning framework is composed of convolutional layers and incorporates physical constraints on the flow, such as preserving incompressibility and global statistical characteristics of the velocity gradients. The accuracy of the model is assessed using statistical, comparison-based similarity and physics-based metrics. The training data set is produced from Direct Numerical Simulation of an incompressible, statistically stationary, isotropic turbulent flow. The performance of this lossy data compression scheme is evaluated not only with unseen data from the stationary, isotropic turbulent flow, but also with data from decaying isotropic turbulence, and a Taylor-Green vortex flow. Defining the compression ratio (CR) as the ratio of original data size to the compressed one, the results show that our model based on vector quantization can offer $CR = 85$ with a mean square error (MSE) of $O(10^{-3})$, and predictions that faithfully reproduce the statistics of the flow, except at the very smallest scales where there is some loss. Compared to the recent study based on a conventional autoencoder where compression is performed in a continuous space, our model improves the CR by more than 30 percent, and reduces the MSE by an order of magnitude. Our compression model is an attractive solution for situations where fast, high quality and low-overhead encoding and decoding of large data are required.

1 Introduction

Turbulence is a complex dynamical system which is high-dimensional, multi-scale, non-linear, and non-local, exhibiting spatio-temporal chaotic interactions among its very wide range of scales. This has attracted substantial interest for many years both because of the intellectually stimulating challenges associated with its understanding, and also because of its practical importance to a wide range of applications such as the motion of particles in turbulent flows [1, 2], heat exchanges [3, 4], atmospheric pollution transport [5], and pumps [6, 7].

This work was supported by National Science Foundation Grant No. ACI-1548562 and Office of Naval Research Grant No. N00014-18-1-2244.

The growing availability of computational resources in recent decades has facilitated the exploration and understanding of turbulent flows. From the Computational Fluid Dynamics (CFD) perspective, high-fidelity simulations of turbulent flows may be achieved by solving the Navier-Stokes (NS) equation numerically, a procedure known as Direct Numerical Simulation (DNS). A less expensive computational approach is to use Large Eddy simulation (LES) in which the small scales are modeled rather than simulated, reducing computational cost at the expense of accuracy and access to small-scale flow information. Both DNS and LES require significant computational resources, and can produce large amounts of data that is cumbersome to store, transfer (bandwidth requirements) and analyze. Such challenges can be addressed by the development of efficient and accurate data compression techniques.

Data compression in this CFD context may be employed for both compressed data checkpointing (storing the compressed data and using it for restarting the simulation), and post-processing purposes. The main goal of such compression processes is to truncate the size of the data files while also ensuring that (i) simulation restarts using the compressed data would not significantly impact the long-term behavior of the simulated flow (ii) the compressed data still preserves the essential statistical properties of the turbulent flow with reasonable accuracy.

Machine learning techniques are bringing fresh perspectives in many areas. Among machine learning techniques, deep learning models have received significant attention due to their ability to capture complex interactions and achieve outstanding performance across a wide range of applications in information technology, healthcare and engineering, to name a few. In the context of data compression, common deep neural networks are based on an autoencoder architecture, which has also gained interest in the CFD community for the purpose of data compression of three dimensional turbulent flows [8], [9]. Our study is in line with these recent endeavors and proposes a deep learning based data compression framework that compresses/encodes the velocity field data of three dimensional turbulent flows into a discrete space through quantization of the bottleneck representation, the so-called vector-quantized autoencoder. This approach involves a calibration process that enables infusing prior knowledge of the data to boost the performance of model. Compared to the recent autoencoder network proposed in [8], training our framework is computationally much cheaper and the trained model significantly improves not only the compression ratio but also the accuracy of the reconstructed data.

2 Background

The analysis of large turbulent flow simulations is generally more concentrated on the statistical quantities of flow field rather than its instantaneous values. Therefore, we prefer a lossy compression scheme that can extract the most relevant physics of turbulence hence resulting in a minimal impact on the quality of statistics of post-processed data from a physics point of view. Given that loss of information is unavoidable in lossy compression methods, we desire a model that can offer a controllable level of trade-off between the compression ratio and distortion of data, independent of input data. Lossy compression schemes involve two steps of (i) compression, in which original data is encoded into a latent space and (ii) decompression, in which the

compressed data is decoded. The quality of these lossy dimension reduction models is evaluated based on their compression capability, which is measured by computing compression ratio (CR) and defined as:

$$\text{CR} = \frac{\text{original file size}}{\text{compressed file size}} \quad (1)$$

and its performance in reconstructing the original data, which is measured by different metrics depending on the applications.

With the rise of deep learning and the rapid development of its theory, its applications in the field of image compression have proven remarkably successful. Common deep neural networks for the purpose of image compression have an auto-encoder architecture, including recurrent and non-recurrent auto-encoders, and are mainly composed of CNN layers [10]. The auto-encoder architecture is composed of two networks, namely the encoder and decoder. The encoder performs down-sampling on the input data to generate a compressed non-linear latent space (also called the bottleneck) representation of the input, while the decoder takes the output of the encoder and reconstructs the input data via upsampling.

Convolutional Neural Network-based autoencoder has also received attention in the turbulence community for use in dimension reduction of velocity field data from three-dimensional turbulent flows. In the recent study of [9], a convolutional autoencoder was employed to obtain a low dimensional representation of a three-dimensional velocity field from an isotropic turbulent flow. The main purpose of their study was to model spatio-temporal realizations of isotropic turbulence. They constructed a framework that offers a compression ratio of 125. Their compression results indicate that their model can capture large scales of flow accurately and inertial scales with some distortion, but it failed drastically in preserving the small scales of flow, as seen in their compression model results for the turbulence energy spectrum and the probability distributions of the longitudinal velocity gradients. The recent turbulence data compression study of [8] centered around the outperformance of their CNN based autoencoder against a variant of singular value decomposition (SVD) for the purpose of in-situ data compression, with a focus on generating lossy restart data. Their autoencoder offers a compression ratio of 64 and has been trained on decaying isotropic turbulence, and then tested on Taylor-Green vortex and pressure-driven channel flows. Their findings clearly demonstrate the remarkable performance of their model in reconstructing physical characteristics of flows which were not seen by the model during training. Our study is motivated by these recent works to design a data compression model that increase not only the compression ratio but also the performance of the reconstructed data.

3 Method

The main difference between our framework and previous studies is that we incorporate the concept of vector quantization and generate a bottleneck representation in a discrete space (an integer representation). Furthermore, we infuse prior physical knowledge of the data into the model to enhance the ability of model in respecting the small-scale characteristics of the turbulence which were not well-captured in previous

works. Finally, additional (off-line) training of a spatio-temporal model over such a discrete latent space is $\text{CR}\times$ faster, allowing the model to be trained efficiently on higher resolution data. To the best of our knowledge, this is the first deep learning framework embedded with the quantization concept in the turbulence literature. Our results indicate that our framework outperforms the existing models while not suffering from their shortcomings of capturing small scales.

3.1 Vector-Quantized Autoencoder

A Vector-Quantized (fully convolutional) autoencoder encodes the input data in a discrete latent space and can effectively use the capacity of latent space by conserving important features of data that usually span many dimensions in data space (such as objects in images) and reducing entropy (putting less focus on noise) [11]. Given that turbulence is inherently non-local (its features span many dimensions in the computational domain), VQ might be a good tool to retain important characteristics of turbulence during compression of the data. Compared to a conventional autoencoder, a Vector-Quantized Autoencoder has an additional Vector-Quantizer module. The encoder (E) serves as a non-linear function that maps input data (x) to a vector $E(x)$. The quantizer module takes this vector and outputs an index (k) corresponding to the closest codeword in the codebook to this vector (e_k):

$$\text{Quantize}(E(x)) = e_k, \text{ where } k = \arg \min_j \| E(x) - e_j \|_2. \quad (2)$$

Codeword index k is used for the integer representation of the latent space, and e_k serves as the input of decoder (D) which operates as another non-linear function to reconstruct the input data. The Vector-Quantizer module brings two additional terms in the loss function, namely codebook loss and commitment loss, to align the encoder output with the vector space of the codebook. The entire VQ-AE loss is defined as:

$$\mathcal{L}(x, D(e)) = \underbrace{\| x - D(e) \|_2^2}_{\text{reconstruction loss}} + \underbrace{\| \text{sg}\{E(x)\} - e \|_2^2}_{\text{codebook loss}} + \underbrace{\beta \| \text{sg}\{e\} - E(x) \|_2^2}_{\text{commitment loss}}. \quad (3)$$

In the above, the reconstruction loss trains both encoder and decoder parameters where the gradient of reconstruction error is back-propagated to the decoder first, and then directly passed to the output of the encoder using the straight-through gradient estimator [12] (because there is no real gradient for the $\arg \min$ term in Equation (2)). The codebook loss trains only the codebook by moving the picked codeword e_k towards the output of the encoder. The commitment loss trains only the encoder by encouraging the output of the encoder to be close to the selected codeword, and to avoid jumping frequently between different codewords in the codebook. The β coefficient represents the commitment coefficient which controls the reluctance against this fluctuation, and $\text{sg}\{\cdot\}$ denotes the stop gradient operator which does not propagate gradients with respect to its arguments. For the codebook design, the codebook loss can be replaced with the exponential moving average scheme to update codebook parameters. More details can be found in [11, 13, 14].

3.2 Incorporating prior knowledge of data into framework

So far we have highlighted two connections between the characteristics of turbulence and the proposed framework: (i) the compositional hierarchy of convolutional networks and multiscale nature of turbulence. (ii) the capability of VQ to capture spatially correlated features of the flow that also exist between different scales. These are general characteristics of many multi-scale physical phenomenon. Consequently, the above framework can be employed for other applications such as climatology, geophysics, oceanography, astronomy, and astrophysics where the problem of interest is understanding patterns and correlations. We employ this framework for the case of turbulent flows. It would be beneficial if we could infuse our prior knowledge of input data into the model so that it is enforced to obey those constraints. To this end, we impose such constraints by additional regularization terms in the loss function of the model.

As noted earlier, preserving small-scale properties of the turbulent flow was a challenge for prior compression models. It may be of interest to add appropriate constraints in order to capture these more faithfully. Given that our model will be trained on isotropic turbulence, the appropriate constraints for this kind of flow will be our main focus here. Let us consider the Cartesian components of the velocity gradient tensor, $A_{ij} = \partial u_i / \partial x_j$. The incompressibility of the flow implies that $A_{ii} = 0$. Furthermore, “Betchov relations” [15] for an incompressible, statistically homogeneous turbulent flow are given by

$$\langle S_{ij} S_{ij} \rangle = \langle R_{ij} R_{ij} \rangle = \frac{1}{2} \langle \omega_i \omega_i \rangle \quad (4)$$

$$\langle S_{ik} S_{kj} S_{ij} \rangle = -\frac{3}{4} \langle S_{ij} \omega_i \omega_j \rangle \quad (5)$$

where $S_{ij} \equiv (1/2)(A_{ij} + A_{ji})$ is the strain-rate, $R_{ij} \equiv (1/2)(A_{ij} - A_{ji})$ is the rotation-rate, and $\omega_i = \epsilon_{ijk} R_{jk}$ is the vorticity (where ϵ_{ijk} is the Levi-Civita symbol). We summarize all these constraints as:

$$\text{Velocity Gradient Constraint (VGC)} = \underbrace{\text{MSE}(A_{ij}, \widehat{A}_{ij})}_{i=j} + a \times \underbrace{\text{MSE}(A_{ij}, \widehat{A}_{ij})}_{i \neq j} \quad (6)$$

$$\begin{aligned} \text{Higher Order Constraints (HOC)} = & \text{MAE}(\langle S_{ij} S_{ij} \rangle, \langle \widehat{S}_{ij} \widehat{S}_{ij} \rangle) + \text{MAE}(\langle R_{ij} R_{ij} \rangle, \langle \widehat{R}_{ij} \widehat{R}_{ij} \rangle) + \\ & \text{MAE}(\langle S_{ik} S_{kj} S_{ij} \rangle, \langle \widehat{S}_{ik} \widehat{S}_{kj} \widehat{S}_{ij} \rangle) + \text{MAE}(\langle S_{ij} \omega_i \omega_j \rangle, \langle \widehat{S}_{ij} \widehat{\omega}_i \widehat{\omega}_j \rangle), \end{aligned} \quad (7)$$

where for each quantity of interest, A_{ij} , $\langle S_{ij} S_{ij} \rangle$, $\langle R_{ij} R_{ij} \rangle$, $\langle S_{ik} S_{kj} S_{ij} \rangle$, and $\langle S_{ij} \omega_i \omega_j \rangle$ the reconstructed ones are denoted by \widehat{A}_{ij} , $\langle \widehat{S}_{ij} \widehat{S}_{ij} \rangle$, $\langle \widehat{R}_{ij} \widehat{R}_{ij} \rangle$, $\langle \widehat{S}_{ik} \widehat{S}_{kj} \widehat{S}_{ij} \rangle$, and $\langle \widehat{S}_{ij} \widehat{\omega}_i \widehat{\omega}_j \rangle$, respectively. The coefficient a is introduced in equation 6 to account for the differences in the statistics of the longitudinal and transverse components. For example, at the small-scales of isotropic turbulence, the variance of the transverse velocity gradients are twice the size of the longitudinal ones [16]. We penalize the deviations in the Equation (7) with mean absolute error (MAE), which is less severe than the MSE in the Equation (6), in order to put less focus on this term as it is a secondary

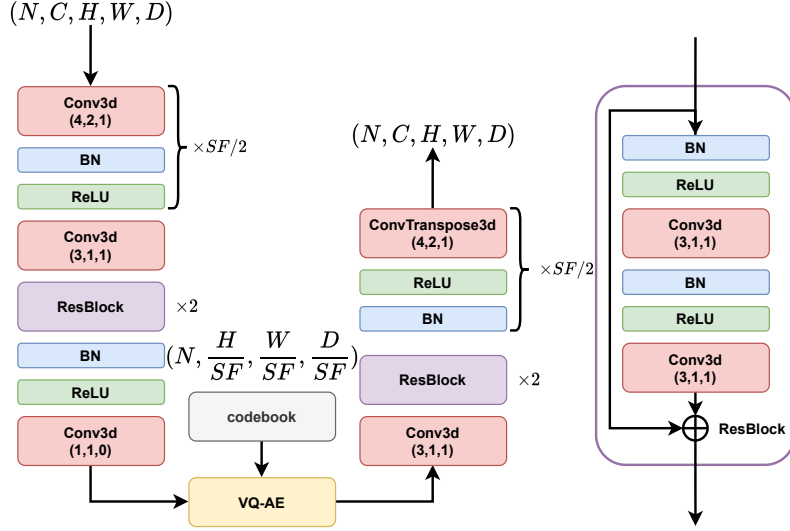


Figure 1: Schematic of the VQ-AE architecture. In this figure, N is the batch size, C is the input channel size, H , W and D represent the height, width and depth of input data, and $SF \in \{2, 4, 8\}$ is the scaling factor. BN represents Batch Normalization and Conv3d (4,2,1) represents a 3d Convolution layer with a kernel of size 4^3 , stride 2 and padding 1.

objective (usually the error at high-order statistics are large and we mainly want to focus on recovering the velocity field and its first-order statistics). Finally adding these constraints as regularization terms to VQ-AE loss function gives the overall loss function (OL) given below

$$\text{Overall Loss (OL)} = \text{VQ-AE loss} + \alpha \times \text{VGC} + \gamma \times \text{HOC}. \quad (8)$$

4 Experiments

4.1 Experimental Setup

Data We train our model using high-fidelity DNS data of a three-dimensional, statistically stationary, isotropic turbulent flow with Taylor-Reynolds number $R_\lambda = 90$, solved on a cubic domain with 128 grid points in each direction. More details on the DNS can be found in our previous works [1, 2, 17]. In our training data set we have 40 snapshots (as opposed to 3000 in the recent study of [8]) equally spaced in time, covering a time span of $2T_l$ (T_l denotes large eddy turn over time). Each snapshot consists of the three components of the velocity field (u, v, w) at all 128^3 grid points. We test the performance of the trained framework on a variety of flows to determine how well the model can compress flows different from those used in the training. For comparison purposes, the flows are selected to correspond to those considered in [8]. Specifically, we start with statistically stationary isotropic turbulence, but then consider decaying isotropic turbulence, and a Taylor-Green vortex flow.

Model The schematic of this framework is shown in Figure 1. We design our network so that it can transform and downsample original data by a scaling factor of $SF \in \{2, 4, 8\}$ depending on the level of reconstruction quality and compression needed. Indeed, an input data of shape $(3, 128, 128, 128)$ is compressed to $(1, 64, 64, 64)$ with

$SF = 2$, $(1, 32, 32, 32)$ with $SF = 4$, or $(1, 16, 16, 16)$ with $SF = 8$. With $K = 512$ representing the size of the codebook (number of codewords) and mapping three velocity components into one in the discrete latent space, we can achieve $\frac{3 \times 32}{1 \times 9} \times (SF)^3$ reduction in bits, corresponding to $CR = \{85, 683, 5461\}$ respectively. We set the weights of regularization $\alpha = 0.1$ and $\gamma = 10^{-3}$.

Table 1: Summary of the performance on unseen data from statistically stationary isotropic, decaying isotropic, and decaying Taylor-Green vortex turbulence.

Turbulent Flow	CR	Method	MSE	MAE	MSSIM	HOC
stationary isotropic	85	VQ-AE	0.0044	0.0499	0.977	18.37
	683		0.0201	0.1070	0.909	51.25
	5461		0.1900	0.3240	0.600	112.59
decaying isotropic	64	SVD [8]	2.8043	2.2944	0.198	N/A
	64	AE [8]	0.0865	0.3744	0.946	
	85	VQ-AE	0.0018	0.0326	0.970	9.81
	683		0.0080	0.0693	0.882	20.39
	5461		0.0504	0.1720	0.598	37.83
decaying Taylor-Green vortex	64	SVD [8]	0.0253	0.2112	0.398	N/A
	64	AE [8]	0.0017	0.0483	0.953	
	85	VQ-AE	0.0027	0.0395	0.830	1.33

4.2 Experimental Results

Comparison with the state-of-the art In Table 1, we summarize our quantitative results with respect to the performance of the trained VQ-AE model on an unseen realization from statistically stationary isotropic, decaying isotropic, and Taylor-Green vortex turbulence flow. We also compare our results with the state-of-the-art [8] using SVD and AE. The results of $SF = 2$, $CR = 85$ indicate that our model can capture up to third order statistics of the velocity components with reasonable accuracy while offering $85\times$ compression, meaning an $85\times$ increase in data transfer and $85\times$ decrease in disk usage. ML-based compression methods lead to loss of information mainly at the smallest scales was also observed in [8, 9]. Our model with $SF = 4$, $CR = 683$ captures most of the information content of the flow and may be employed for the situations where there is less interest in accurate representations of the smallest scales of the flow, i.e. flows with relatively little kinetic energy. Similarly, our model with $SF = 8$, $CR = 5461$ may be used when the main interest is in accurately representing the large scales of flow.

In the study of [8], they used decaying isotropic turbulence flow as training data and proposed to use fully convolutional AE model with $CR = 64$. On the contrary, we use stationary isotropic turbulence flow as training data and test on decaying isotropic turbulence flow. Compared with the results of decaying isotropic turbulence flow presented in [8], our $SF = 2$ model improves both the MSE and MAE by an order of magnitude, and the MSSIM by 2%, while offering a $CR = 85$ which corresponds to more than a 30% enhancement in the compressive capabilities. Our results also demonstrate that loss of information occurs at smallest scales of flow, indicated by

Higher-Order Constraints (HOC), and is enhanced as we increase CR. As for the results of decaying Taylor-Green vortex turbulence flow, although we could not access the exact flow snapshot used in the study of [8], to make a fair comparison we test our model on multiple snapshots to verify that our model has a robust performance across different realizations. Our approach performs competitively with the baseline method with respect to the point-wise metrics (MSE and MAE) but 10 % lower MSSIM. It may due to that the baseline method randomly chooses the values of the Taylor-scale Reynolds to simulate augmented training data and thus enhance the generalization ability of model [8]. However, our method can reconstruct more accurate physics-based statistics for decaying Taylor-Green vortex turbulence flow compared with other types of flow.

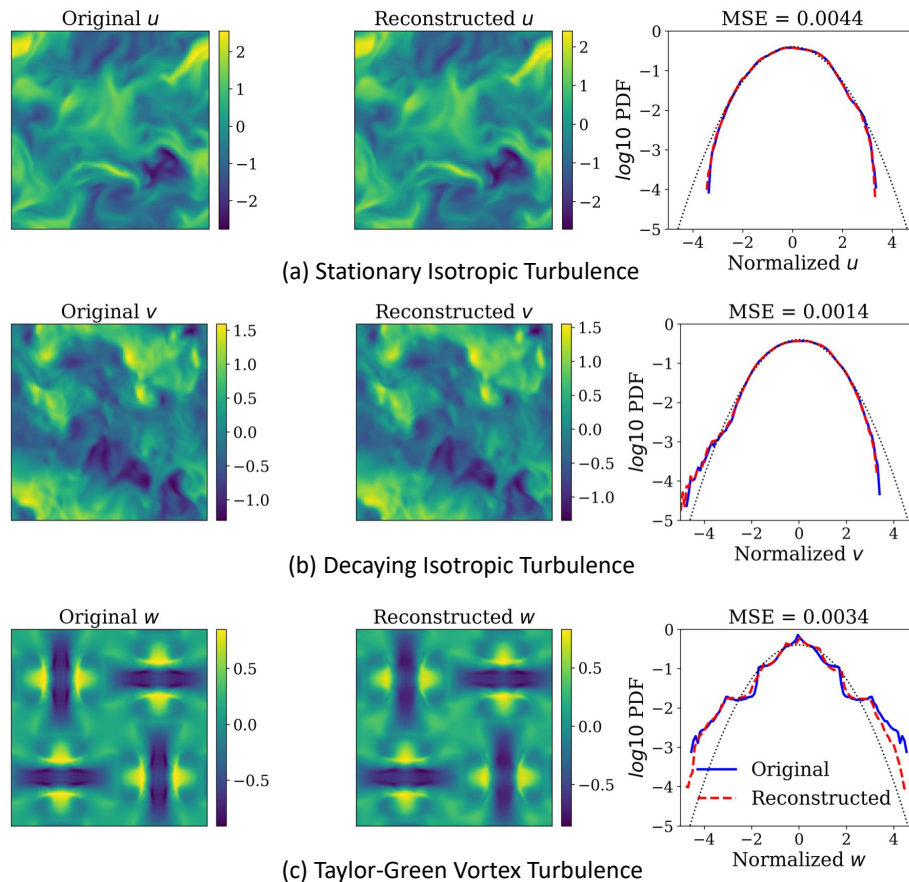


Figure 2: Comparing original and reconstructed 3D (a) stationary isotropic, (b) decaying isotropic, and (c) Taylor-Green vortex turbulence compressed by VQ-AE with $SF = 2$, $CR = 85$, 2D snapshots, and PDFs of velocity components u, v, w .

We illustrate the qualitative results of velocity components and its probability density functions (PDFs) in Figure 2. We show original and reconstructed two-dimensional snapshots of three velocity gradient components u, v, w from stationary isotropic, decaying isotropic, and Taylor-Green vortex turbulence flow respectively. The snapshot comparisons show that our model captures very well the instantaneous spatial structure of the flow. The PDF results show that the model accurately captures the statistical properties of the velocity field. Compared to the results in the

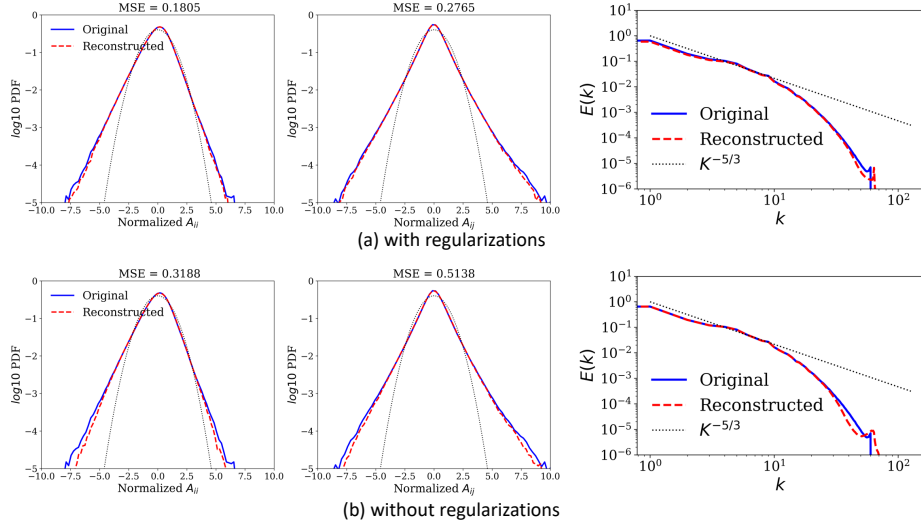


Figure 3: (a) with and (b) without regularizations for PDFs of normalized longitudinal (left), transverse (middle) components of velocity gradient tensor \mathbf{A} , and Turbulence Kinetic Energy spectra (right) of stationary isotropic turbulence flow.

study of [9] and [8], our model more accurately captures the tails of the PDFs with minor deviations in the far tails.

Effect of Regularizations To better understand the effect of calibrating the loss function by incorporating prior knowledge of the properties of the data, we trained another model without those regularization terms, which amounts to setting $\alpha = \gamma = 0$ in the model. As shown in Figure 3, including the regularization term enhances the ability of the model to capture the intermittent fluctuations of the velocity gradient characterized by the tails of the PDFs. Furthermore, the results of the Turbulence Kinetic Energy spectra demonstrate that including the regularization term makes some improvement at the smallest scales (highest wavenumbers). The deviation at the smallest wavenumbers (large scales) can be attributed to the fact that in the original data, the energy content at these scales is very small, $O(10^{-32})$, and so it is hard for the model to retain such precision in the reconstructed data. Nevertheless, the model without regularization already performs well at capturing the properties of the turbulent flow.

5 Conclusions

In this study, we have proposed a vector quantized deep learning framework, the so called vector quantized autoencoder or VQ-AE, for the compression of data from turbulent flow simulations. We have calibrated the loss function of the model to infuse prior knowledge of the flow in the form of constraints in order to boost the model performance. Our data compression model can facilitate the dynamical modeling of three dimensional turbulence as it provides a latent space with high information content that can be used in a sequence modeling deep learning framework to learn the spatio-temporal characteristics of flow. Furthermore, we believe this data compression framework is not limited to Computational Fluid Dynamics (CFD) simulations but can be easily applied to compress data from other complex physical simulations with structured mesh domains.

References

- [1] Mohammadreza Momenifar, Rohit Dhariwal, and Andrew D Bragg, “The influence of reynolds and froude number on the motion of bidisperse inertial particles in turbulence,” *Bulletin of the American Physical Society*, vol. 63, 2018.
- [2] Mohammadreza Momenifar and Andrew D Bragg, “Local analysis of the clustering, velocities, and accelerations of particles settling in turbulence,” *Physical Review Fluids*, vol. 5, no. 3, pp. 034306, 2020.
- [3] MR Momenifar, MA Akhavan-Behabadi, M Nasr, and P Hanafizadeh, “Effect of lubricating oil on flow boiling characteristics of r-600a/oil inside a horizontal smooth tube,” *Applied Thermal Engineering*, vol. 91, pp. 62–72, 2015.
- [4] M Nasr, MA Akhavan-Behabadi, MR Momenifar, and P Hanafizadeh, “Heat transfer characteristic of r-600a during flow boiling inside horizontal plain tube,” *International Communications in Heat and Mass Transfer*, vol. 66, pp. 93–99, 2015.
- [5] Martin R Maxey, “The gravitational settling of aerosol particles in homogeneous turbulence and random flow fields,” *Journal of Fluid Mechanics*, vol. 174, pp. 441–465, 1987.
- [6] J Fan, J Eves, HM Thompson, VV Toropov, N Kapur, D Copley, and A Mincher, “Computational fluid dynamic analysis and design optimization of jet pumps,” *Computers & Fluids*, vol. 46, no. 1, pp. 212–217, 2011.
- [7] Pedram Hanafizadeh, Mohammadreza Momenifar, A Nouri Geimassi, and S Ghanbarzadeh, “Void fraction and wake analysis of a gas-liquid two-phase cross-flow,” *Multiphase Science and Technology*, vol. 26, no. 4, 2014.
- [8] Andrew Glaws, Ryan King, and Michael Sprague, “Deep learning for in situ data compression of large turbulent flow simulations,” *Physical Review Fluids*, vol. 5, no. 11, pp. 114602, 2020.
- [9] Arvind T Mohan, Dima Tretiak, Misha Chertkov, and Daniel Livescu, “Spatio-temporal deep learning models of 3d turbulence with physics informed diagnostics,” *Journal of Turbulence*, vol. 21, no. 9-10, pp. 484–524, 2020.
- [10] Enmao Diao, Jie Ding, and Vahid Tarokh, “Drasic: Distributed recurrent autoencoder for scalable image compression,” in *2020 Data Compression Conference (DCC)*. IEEE, 2020, pp. 3–12.
- [11] Aaron Van Den Oord, Oriol Vinyals, et al., “Neural discrete representation learning,” in *Advances in Neural Information Processing Systems*, 2017, pp. 6306–6315.
- [12] Yoshua Bengio, Nicholas Léonard, and Aaron Courville, “Estimating or propagating gradients through stochastic neurons for conditional computation,” *arXiv preprint arXiv:1308.3432*, 2013.
- [13] Aurko Roy, Ashish Vaswani, Arvind Neelakantan, and Niki Parmar, “Theory and experiments on vector quantized autoencoders,” *arXiv preprint arXiv:1805.11063*, 2018.
- [14] Ali Razavi, Aaron van den Oord, and Oriol Vinyals, “Generating diverse high-fidelity images with vq-vae-2,” in *Advances in Neural Information Processing Systems*, 2019, pp. 14866–14876.
- [15] R Betchov, “An inequality concerning the production of vorticity in isotropic turbulence,” *Journal of Fluid Mechanics*, vol. 1, no. 5, pp. 497–504, 1956.
- [16] Stephen B. Pope, *Turbulent Flows*, Cambridge University Press, 2000.
- [17] Peter J Ireland, T Vaithianathan, Parvez S Sukheswalla, Baidurja Ray, and Lance R Collins, “Highly parallel particle-laden flow solver for turbulence research,” *Computers & Fluids*, vol. 76, pp. 170–177, 2013.