

ImageSubject: A Large-scale Dataset for Subject Detection

Xin Miao

Kuaishou Technology
xin.miao@mavs.uta.edu

Jiayi Liu

Kuaishou Technology
jiayi.uiuc@gmail.com

Jun Fu

Kuaishou Technology
fujun@kuaishou.com

Huayan Wang

Kuaishou Technology
uayanw@cs.stanford.edu

Abstract

Main subjects usually exist in the images or videos, as they are the objects that the photographer wants to highlight. Human viewers can easily identify them but algorithms often confuse them with other objects. Detecting the main subjects is an important technique to help machines understand the content of images and videos. We present a new dataset with the goal of training models to understand the layout of the objects and the context of the image then to find the main subjects among them. This is achieved in three aspects. By gathering images from movie shots created by directors with professional shooting skills, we collect the dataset with strong diversity, specifically, it contains 107 700 images from 21 540 movie shots. We labeled them with the bounding box labels for two classes: subject and non-subject foreground object. We present a detailed analysis of the dataset and compare the task with saliency detection and object detection. ImageSubject is the first dataset that tries to localize the subject in an image that the photographer wants to highlight. Moreover, we find the transformer-based detection model offers the best result among other popular model architectures. Finally, we discuss the potential applications and conclude with the importance of the dataset.

1. Introduction

Detecting the most important regions or object of an image has recently drawn significant attention in computer vision [13, 23–26, 39, 41] due to its fundamental role in various applications, including image editing [27], video compression [17], image quality assessment [35]. *Salient object detection* (SOD) defines the salient objects that attract human attention. The datasets [3, 19, 33] collected for salient object detection usually contain a few objects (mostly one) for each image. SOD aims at segmenting the objects from

the background. There is usually no other objects besides the salient object (Fig. 1, first row). However, in real world cases we need to distinguish the main objects based on the understanding of the scene and relations between several objects in the image or even use the temporal information from the video. So the salient objects detection model is easy to fail in these cases (see experiment part).

Web users generated billions of images or videos on social media in this web 2.0 era. Comprehending them by machines is an important topic and leads to many applications. Object detection methods [22, 28, 29] try to localize every (known) object in the image (Fig. 1, second row) and they detect each object independently. But most of the detected objects are not the main subjects that the user wants to emphasize. Therefore, it is a fundamental step in the image or video understanding pipeline to localize which object is the main subject in the image. We may design post-processing for the object detection results to find the main subject, for example the main subject usually has the bigger scale and better clarity than environment objects. However, it is still hard to find a good rule to cover the complex situation in the subject detection task.

Motivated by the above insights, we construct a subject detection dataset called ImageSubject in this paper (Fig. 1, third row). We collected five key-frame images for each movie shot from the public MovieNet dataset [27], with annotations for the bounding box for the subject in the movie shots. We define the subject as the object that has been purposely highlighted when people created the images or videos. The reason that we use movie shot as our data source is there are usually subjects that the directors want to highlight when they make a movie shot. It is more consistent to label the subjects afterward using general viewers to annotate. Since five key frames are extracted from each shot and then labeled, so not only the spatial information but also the temporal information are included in the dataset.

We further conduct detailed analysis on ImageSubject




Figure 1. Compare our proposed subject detection dataset to the most relevant datasets for object detection and saliency detection. The saliency detection dataset (first row) usually only contain a few objects for each image, the model learns to segment the object from background instead of understanding the complex context. The object detection dataset (second row) label all the defined objects in an image, without differentiating the importance between them. Our subject detection (third row) label the subject that the photographer wants the highlight when the image was taken.

and compared it with other saliency detection [33] and object detection [21] datasets. We did experiments for different object detection methods on our proposed ImageSubject dataset. The performance of those methods are different from their performance for object detection. SparseRCNN [31] gives the best result on COCO object detection dataset [21] among these methods but DETection TRansformer (DETR) [1] gives the best result on our ImageSubject. Base on the experimental results, we conclude that the transformer-based model like DETR can exploit the relations between the objects in the image and understand the context of the whole image before proposing the final subjects bounding boxes. The state-of-the-art video object detection methods are also conducted for our dataset. We give the baseline for subject detection in this paper, and facilitate researches along this direction.

In this work, our major contributions can be summarized in the following three aspects.

- 1) To the best of our knowledge, we propose the first large-scale subject detection dataset with the professionally annotated main subject bounding box. The data is collected from movie shots created by professional directors. As the demand for understanding images and videos increases in this era, we believe our proposed dataset can help researchers develop better techniques in this direction.
- 2) We conduct detailed analysis for the proposed dataset and also implement experiments to show the differences between our subject detection and other tasks like saliency detection. We demonstrate that the ex-

isting datasets can not solve the proposed subject detection task well. It is crucial to propose the subject detection dataset.

- 3) We try different detection models on our new dataset include the single frame models and temporal models for video data. We conclude that the transformer-based model, such as DETR [1], provides better understanding of relations between objects and find the subject among them. We also provide multiple baseline performances for subject detection.

2. Related Work

Datasets have played a critical role in the history of computer vision research. Nowadays, deep learning models usually need large-scale datasets to get good performance. More importantly, the datasets are the foundations for new research directions. The research directions related to our subject detection can be roughly split into two groups: saliency detection and object detection.

Saliency Detection SOD defines the salient object that attract human attention. It is an important research topic in computer vision because it is a fundamental role in various applications, e.g. image editing [27], video compression [17]. There are several datasets [3, 11, 18, 37, 38] were proposed in the early stage, however due to the dense segmentation label is required for salient object detection, those datasets only contain limited training data. So they are unsuitable for training complex deep networks. Motivated by this observation, [33] proposed a large-scale dataset DUTS [33] that has 10 553 training images. MSRA10K [4] is another large-scale SOD dataset, it contain 10000 images with pixel accurate salient object labeling. Salient object detection aims to predict the segmentation map for the salient objects in an image. Thus the common model design for SOD is an U-net shape network that extracts dense feature from the image. The data collected for it usually contain few objects (mostly one) for each image. It does not count the relation between different objects. Our subject detection task tries to find the main subject in the image instead of finding each object individually and predicting whether they are salient. In the experiment part, we show the SOD model cannot detect the subject region well. Specially, the detected salient region may not be the subject that wants to be highlighted.

Another related direction is human gaze fixations prediction [5, 34]. However, limited by the data collection equipment, they usually have inadequate training samples; the gaze fixations labels are noisy; and the fixation regions are usually a small portion of objects. Thus the datasets of gaze fixations are not suitable for the subject detection. We want to find the subjects that are purposely highlighted and convey the contextual meaning of images and videos.

Object Detection Object detection is one of the most important research areas in computer vision. Thanks to the proposed datasets [6, 10], especially the COCO dataset [21], the detection techniques have been developed rapidly. COCO contains 80 object types and 2.5 million labeled instances in 328k images. Objects are labeled using per-instance bounding box, class and segmentation. Each image usually contains many objects and each object is considered as individual object instance. Object detection task does not consider the layout for different objects in the same image. The context understanding is not included. Object detection datasets label all the defined objects in an image, without differentiating the importance between them. Compared with it, our subject detection only focuses on the main subjects that should be highlighted in the image. We do not want to label objects as many as possible. Our dataset only contains 2 classes, the subject and the non-subject foreground object that help the model to better understand the layout and scene. And we only label the bounding boxes for them. Some subjects labeled in our ImageSubject do not belong to the defined classes in COCO dataset [21].

Object detection models can be split into two-stages detectors [29] and single-stage detectors [22, 28]. Most of those methods predict the final bounding box depending on the initial guesses like the anchors or a grid of possible object centers. Two stage models were proposed to predict every guess region whether it has an object individually. For example, the Faster R-CNN model [29] predict each Region of Interest (ROI) contains an object or not by shared parameter operations. [7] proposed to use all of the ROI features from several frames to augment object features of the current frame for the video object detection. One stage models usually predict the labels on the dense feature maps.

[1] proposed the first transformer-based object detection framework named DETR. In the decoder, the object queries do the cross-attention with the dense map and the self-attention between object queries. Subject detection is a detection task too, we can take advantage of object detection models. Since we only want to predict the main subject in the image instead of all the objects. It is reasonable to use the transformer model to mining the relations between different objects instead of predicting them independently. And the cross attention between object queries and the feature map also helps the model understand the context of the whole image.

3. Subject Detection Dataset

To facilitate the subject detection research, we collect ImageSubject containing 107 700 images belonging to 21 540 shots. The details of the proposed dataset are specified as follows.

Dataset	# images	Type
ImageSubject	107 700	Subject detection
COCO [21]	123 287	Object detection
DUTS [33]	15 572	Saliency detection
MSRA10K [4]	10 000	Saliency detection

Table 1. Comparisons with datasets of other tasks.

3.1. Data Source and Categories

We define a subject as the object in an image or video that the photographer wants to focus on and highlight, which should attract the most attention from the viewer. Especially for movies, when directors make a video shot, there is usually a main subject that they want to highlight and let the audience focus (bounding boxes in red in Fig. 2). Thanks to the public shot type classification dataset MovieShots [27], we use the released 33 653 shots as our data source. We extract five key frames from each shot to be labeled. But sometimes the subjects are not foregrounded in the image, it is hard to be identified by the model, one example is the over-the-shoulder shot in movie shooting. In order to help the model better understand the scene and predict the subject precisely, we also label the non-subject foreground object (bounding boxes in blue in Fig. 2). We define a non-subject foreground object as the object in front of the subject and it is not a subject. The non-subject foreground object is usually between the camera and the subject when the frame is made. So there are two categories in our dataset: (1) subject (2) non-subject foreground object. ImageSubject contains layout information in a single frame and also the temporal information of a movie shot.

3.2. Data Statistics

The released MovieShots consists of 33 653 shots from 7848 movies, covering a wide of movie genres. After the annotation consistency filtering, our ImageSubject dataset consists of 107 700 images belonging to 21 540 shots. Most frames contain only one subject, it is consisted with our common sense that there is only one object that the director wants to focus on when make movie shots. Among 33 653 shots, 6811 shots do not contain the subject, such as a picture taken for the full view of the city, we do not include these images in our dataset but will provide them for further use. Some frames have more than one subject are kept in the dataset. In Tab. 1, we compare ImageSubject with existing related datasets. Then the number of images in ImageSubject is much larger than the state-of-the-art SOD datasets DUTS and MSRA10K. Our ImageSubject dataset is the only one that can do subject detection and it is large enough that the deep network models can be trained on our data.




Figure 2. Visualization examples of our proposed ImageSubject dataset. We label the subjects in red bounding boxes (first and second rows) and label the non-subject foreground objects in blue bounding boxes (second row).

3.3. Annotation Procedure

Thanks to the MovieShots dataset [27], the shots are already cleaned by removing the advertisement and text in frames. In most cases, people can identify the subject for a single image, however, in very few cases the subject can be identified based on the temporal information. So we extract five key frames from each shot and then show them to the annotators. Each annotator will see those five key frames at one time, and label the subject for each frame. At first, all the annotators are trained to label sampled examples by cinematic professionals experts, so all annotators can provide high quality labels. To ensure the high consistency, there are three rounds of annotation procedures. We remove inconsistent data by requiring at least two annotations on the same image share more than 85% overlapping region for subjects and non-subject foreground objects. The final bounding boxes are the average of the consistent annotations. We finally achieve very high consistency by removing 5302 inconsistent shots labels.

4. Subject Detection Models

The target of subject detection is to detect the most important object that wants to be highlighted. If there is only one object in the image, it is easy to be classified as the subject. But sometimes there are many objects in the image, the subject can be identified by its scale, position, clearness, relation with other objects and even the scene information. The SOD models are trained to predict the segmentation map for the salient objects which is different from our task that bounding boxes need to be predicted. So we take advantage of the state-of-the-art object detection models. In Sec. 4.1 and Sec. 4.2, we review the traditional initial guess based objects detection methods include one-stage and two-stage models and the recent proposed transformer-based model. Then we give a detailed analysis of why the transformer based architecture can predict the subject well.

4.1. Initial Guess Based Model

Generally speaking, most object detection models can be split into two categories: two-stage detectors and single-

stage detectors. One of the representative two-stage works is Faster-RCNN [29]. The proposal stage pre-defines the anchors of each position on the feature and predicts its binary label (object or background). Then the ROI module is used to extract local features and the final label is predicted by shared parameters operations. In this way, each object is predicted individually. But in subject detection, we want to contrast the scale, position, clearness, etc. information and the relations between different objects. So it is not reasonable to use this kind of method. Even there are some works [16] try to model the relations between different predictions of the proposed interest region, the local receptive field of convolutional operations still limits their performance for subject detection. Please check the experimental part for more detail. Similar to the two-stage method, most single-stage models make predictions based on the dense initial guess like anchors or possible object centers [22,28]. Due to the local receptive field of Convolutional Neural Network (CNN), they still do not solve our task well.

4.2. Transformer Based Model

The transformer model becomes more and more popular since it was proposed [32]. It makes great achievements in computer vision [9,40] because it is non-local operation. We review the architecture of the recently proposed DETR [1] model and give the reason that it fits our task.

Given the input image with three color channels $x \in \mathbb{R}^{3 \times H_0 \times W_0}$, a CNN backbone, such as ResNet50 [15], is used first to extract a lower-resolution feature map $f \in \mathbb{R}^{C \times H \times W}$, then a 1×1 convolution reduces the channel dimension from C to d , so we have the feature map $z \in \mathbb{R}^{d \times H \times W}$. There is one transformer encoder and decoder in the DETR. Each vector at a specific position through the channel is considered as a point in the input sequence, which means that we reshape z to a feature map with the shape $d \times HW$. Multi-head self-attention is implemented in each encoder layer. With this non-local operation, there is enough mining for the relations between all positions in the feature map. It could help the subject detection. On the other hand, due to the permutation-invariant property of transformer architecture, positional embeddings

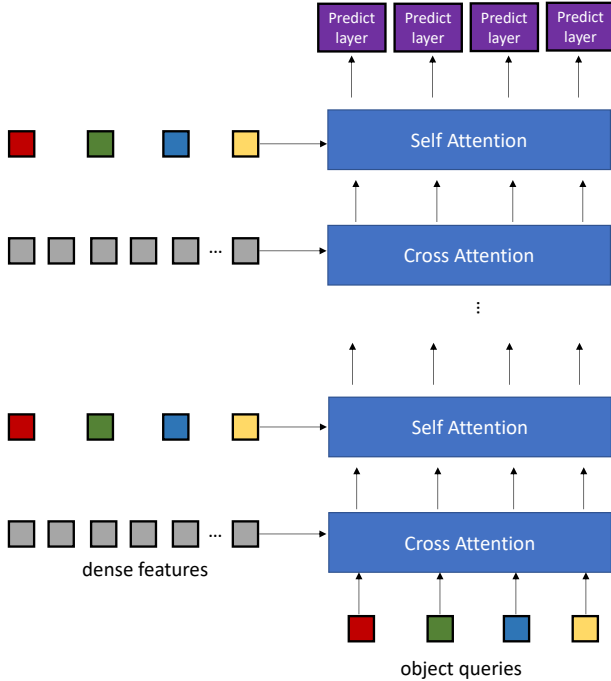


Figure 3. Decoder architecture of DETR.

are added to each input of each attention layer. We believe the positional information is very important for subject detection because the subject is more likely to be located in the center areas. So the positional embeddings addition naturally improves the performance of subject detection.

The most important module for subject detection in the DETR architecture is the decoder. The decoder transforms N embeddings of size d by multi-headed attention mechanisms. The N input embeddings are called object queries, they are learned positional encodings. Since the permutation-invariant property of the decoder, they are added to the input of each attention layer. As shown in Fig. 3, on the one hand, the N object queries do the cross-attention with the dense encoded feature maps from the DETR encoder. So they can better understand the context from the whole image. As mentioned before, it is required by the subject detection task. On the other hand, the N object queries also do the self-attention between themselves, so in this way the model reasons all objects using pairwise relations between them globally. More specifically, we can contrast the scale, position, clearness, and other information and the relations between different objects. In the experiment part, we will prove the cross-attention and the self-attention modules that no one of them can be dispensed with. The architecture of the transformer-based model DETR naturally fits our proposed subject detection task.

After enough attention operations, feed-forward networks are used to predict the normalized center coordinates, the height and the width of the box for the N objects individually. Because the average number of subjects in one image from our dataset is much less than the average number of objects in one image from the objection detection dataset, $N = 100$ is enough for our task. We use the set prediction loss to train the DETR same as its original setting.

5. Experiments

5.1. Data

We conduct all the experiments on our proposed dataset ImageSubject. We split the dataset into Train, Validation (Val) and Test sets with a ratio of 7:1:2, the detail can be found in Tab. 2.

5.2. Evaluation metrics

Since the subject detection is a bounding box detection task. We take the commonly used mean Average Precision (mAP) as the evaluation metric. Since we only have two categories: subject and non-subject foreground object, we also show the mAP for each class. We omit % symbol for AP in our paper. For the inference speed, we test all the methods on the same NVIDIA 2080 GPU by using the same testing code from Detectron2 [36].

5.3. Implementation Details

We use the official implementations for DETR [1] and recent;u proposed Sparse-RCNN [31]. For RetinaNet [20] and Faster-RCNN [29], we used the Detectron2 [36] implementation. For our ImageSubject, we have five key frames for each movie shot. So we also train the state-of-the-art temporal models MEGA [2] and RDN [7] by the official implement of [2]. As the same inference process in their paper, temporal models [2, 7] predict the subject for a single frame by using other remaining frames of the same shot as support images. All the methods are trained with the same backbone ResNet50 [15] for fair comparison. All the backbone network weights are initialized by pre-trained models from ImageNet [6]. We use the same input setting for all methods and use the hyper-parameter setting from their official optimal configuration.

5.4. Subject Detection Results

The subject detection results of all used methods are shown in Tab. 3. On the COCO dataset, Faster-RCNN is better than RetinaNet, but the result is the opposite on ImageSubject. Compared to RetinaNet, Faster-RCNN is a two-stage model, it predicts the result for each interest region independently. So it lacks global information, which is important for our subject detection. It explains why the two-stage model does not perform well in our task. RetinaNet

	Train	Val	Test	Total
# Shots	15 078	2154	4308	21 540
# Images	75 390	10 770	21 540	107 700
# Subjects	8780	1196	2575	12 551
# Non-subject foreground objects	76 833	11 019	21 908	109 760

Table 2. Statistics of our proposed ImageSubject dataset.

Model	AP	AP50	AP75	Subject	Non-subject foreground	FPS	Model type	AP on COCO	AP on ImageNet VID
RetinaNet	67.3	82.7	72.2	75.7	58.9	18	Single frame	38.7	-
Faster-RCNN	65.8	81.6	72.1	72.7	58.9	19	Single frame	40.2	71.8
Sparse-RCNN (CVPR 21)	67.7	80.8	72.6	75.9	59.5	17	Single frame	45.0	-
DETR(ECCV 20)	71.4	84.2	76.7	78.1	64.8	22	Single frame	42.0	-
RDN	63.8	-	-	69.2	58.5	-	Temporal	-	76.7
MEGA	64.5	-	-	70.4	58.7	-	Temporal	-	77.3

Table 3. We show the prediction results by different types (single frame and temporal) detection methods on our proposed ImageSubject dataset. We use Detectron2 [36] to measure frame-per-second (FPS) for models on the same GPU. We also show their results on object detection datasets COCO [21] and ImageNet VID [30].

predicts results on the whole feature map instead of the ROI-aligned small feature map [14], so it has a larger view field than the one in the Faster-RCNN architecture. That is why RetinaNet performs better than Faster-RCNN on ImageSubject. DETR [1] achieves the best performance on our ImageSubject and outperforms other previous methods by large margins. We can see that on COCO object detection, the most recent proposed Sparse-RCNN [31] gives the best results. However, it performs much worse than DETR on our dataset. The reason is that Sparse-RCNN lacks the cross-attention between the object queries and the dense features, it cannot reason the context for the whole image. We conclude that the cross attention between object queries and dense features is important for subject detection. The gap in AP results on our dataset between Faster-RCNN [29] and DETR is much larger than it’s on the COCO dataset, which indicates that that the DETR’s architecture indeed fits better for our subject detection task. As shown in Fig. 4, DETR can better understand the context of the scene and contrast the clearness, position, scale information and relations between objects to localize the subject in the image. In Fig. 5, we show the subject detection results by DETR for images that have non-subject foreground object besides the subject, it indicates DETR’s ability to understand spatial information in images. DETR also offers the fastest inference speed on ImageSubject (see Tab. 3).

In this paper, we offer the baseline result and believe there is still a lot of space to improve on ImageSubject. For example, deformable DETR [42] can be used to better detect small subjects on ImageSubject.

MEGA [2] and RDN [7] are the state-of-the-art methods for video object detection on benchmark ImageNet VID [30]. However, they perform badly on our dataset. It is due to the ImageNet VID mostly containing few objects for each video, their hard cases are the object with motion blur, occlusion or out of focus in the single frame. These methods try to find the clues from other frames, which is different from our dataset. Specifically, we need to better understand the scene and mining the relations on ImageSubject. We believe that designing temporal model for subject detection is a research direction for future work too. For example, sometimes we need the motion information of objects to identify the subject.

Model	Train set	Testing AP on ImageSubject
RetinaNet	ImageSubject	72.7
RetinaNet	DUTS	48.2

Table 4. Subject detection results for DETR on our ImageSubject test by using different training sets.

5.5. Comparison with Saliency Detection Dataset

One of the related types of dataset is saliency detection. We conduct experiment to compare our ImageSubject with the large-scale saliency detection dataset DUTS [33]. Since the ground truth for salient object detection is segmentation mask. We generate the bounding box for the object from its mask. Then we train a RetinaNet detection model on



Figure 4. Examples for the subject prediction results by different methods. The first row is the ground truth for the testing image. The second row is the prediction results by the traditional initialization guess method Faster-RCNN. The third row is prediction results by the transformer based method DETR. The prediction threshold is 0.9 for both methods.

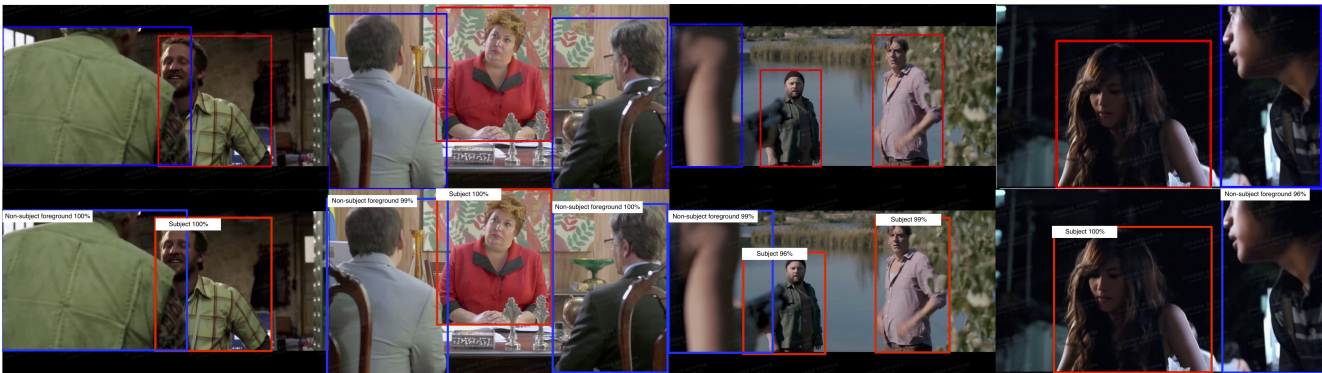


Figure 5. Detection results (second row) by DETR for images have both subject and non-subject foreground object classes. The first row is the ground truth. The red bounding box is for the subject, the blue bounding box is for the non-subject foreground object. The prediction threshold is 0.9 for both methods.

datasets. For DUTS we use all the 10553 images in the training set. For ImageSubject, we random sample 10 000 images from different shots as the training set. We compare their subject detection results on our ImageSubject testing set. We do not use the non-subject foreground object class of ImageSubject in this part. In Tab. 4, we can see that the salient object bounding box detection model trained on DUTS performs badly on our testing dataset. Because the salient objects detection dataset usually contains few objects (mostly one) for each image. The model trained on it cannot handle the complex cases in our testing set.

We also test state-of-the-art salient object segmentation model [8] on our ImageSubject. This model [8] is pre-trained on the SOD dataset MSRA10K [4]. In Fig. 6, we can see that the subject that the photographer wants to highlight may not be the most salient object in the image detected by the salient object segmentation model [8]. The model needs to understand the context and the relations between objects

to localize the subject. The model trained on the salient object detection dataset can not handle the subject detection task. That is why our proposed ImageSubject is unique.

6. Application

We believe there is a wide range of potential applications for subject detection. It can be a useful preprocessing to help other tasks like video compression, image editing, image quality assessment, image retrieval, etc. In this part, we show one application of image editing with the help of our subject detection model.

As the short-video become more popular nowadays, the user usually watches the full screen image or video on their cell phones. However, the images or videos are created with different aspect ratios. In order to make images fit the phone screen, we need the subject detection model to localize the main subject in the image then we can do the image editing automatically [12]. The image editing results can be found



Figure 6. Results of salient object detection model and subject detection model [8] on our ImageSubject. The first row is the labeled data in our testing test. The red bounding box is for the subject, the blue bounding box is for the non-subject foreground object. The second row is the saliency map predicted by the salient object detection model. The third row is the subject detection result by using DETR.



Figure 7. Image editing results. Left are the images from movie shots with different scales. Right are the cropped images that fit the phone screen by using the subject detection results.

in Fig. 7. Images on the left are from movies with different scales. If we put them on the phone directly, the subjects may lack details for the viewers. We crop the main subject to fit the cell phone screen scale by using our subject detection results. The cropped results are shown on the right of Fig. 7. These application results demonstrate the importance of subject detection.

7. Conclusion

In this paper, we introduce the first large-scale dataset ImageSubject for object detection. We collect the dataset with strong diversity, it contains 107 700 images from 21 540 movie shots. Two classes' bounding boxes are professionally annotated: subject and non-subject foreground object. ImageSubject has the spatial, scene, and temporal information for use. Our dataset helps the model localize the subject in the image that the photographer wants to highlight. As demand for understanding images and videos increases in this era, we believe our proposed dataset can help researchers develop better techniques in this direction.

Different detection models were implemented on our ImageSubject. We analyze the relationship between model architectures and their performance on ImageSubject. We give the baseline result by using the popular transformer-based model DETR. We believe there is still a lot of space to improve for future work, not only for single frame detection models but also for temporal subject detection models.

We conduct detailed analysis for the proposed dataset and also implement experiments to show the difference be-

tween our subject detection and other related tasks like saliency detection. We prove that the existing dataset can not solve the proposed subject detection task well. It indicates the importance of the proposed dataset ImageSubject. We believe our proposed dataset can be useful for many other tasks.

References

- [1] Nicolas Carion, Francisco Massa, Gabriel Synnaeve, Nicolas Usunier, Alexander Kirillov, and Sergey Zagoruyko. End-to-end object detection with transformers. In *European Conference on Computer Vision*, pages 213–229. Springer, 2020. [2](#), [3](#), [4](#), [5](#), [6](#)
- [2] Yihong Chen, Yue Cao, Han Hu, and Liwei Wang. Memory enhanced global-local aggregation for video object detection. In *Proceedings of the IEEE/CVF Conference on Computer Vision and Pattern Recognition*, pages 10337–10346, 2020. [5](#), [6](#)
- [3] Ming-Ming Cheng, Niloy J Mitra, Xiaolei Huang, and Shi-Min Hu. Salienshape: group saliency in image collections. *The visual computer*, 30(4):443–453, 2014. [1](#), [2](#)
- [4] Ming-Ming Cheng, Niloy J Mitra, Xiaolei Huang, Philip HS Torr, and Shi-Min Hu. Global contrast based salient region detection. *IEEE transactions on pattern analysis and machine intelligence*, 37(3):569–582, 2014. [2](#), [3](#), [7](#)
- [5] Marcella Cornia, Lorenzo Baraldi, Giuseppe Serra, and Rita Cucchiara. Predicting human eye fixations via an lstm-based saliency attentive model. *IEEE Transactions on Image Processing*, 27(10):5142–5154, 2018. [2](#)
- [6] Jia Deng, Wei Dong, Richard Socher, Li-Jia Li, Kai Li, and Li Fei-Fei. Imagenet: A large-scale hierarchical image database. In *2009 IEEE conference on computer vision and pattern recognition*, pages 248–255. Ieee, 2009. [3](#), [5](#)
- [7] Jiajun Deng, Yingwei Pan, Ting Yao, Wengang Zhou, Houqiang Li, and Tao Mei. Relation distillation networks for video object detection. In *Proceedings of the IEEE/CVF International Conference on Computer Vision*, pages 7023–7032, 2019. [3](#), [5](#), [6](#)
- [8] Zijun Deng, Xiaowei Hu, Lei Zhu, Xuemiao Xu, Jing Qin, Guoqiang Han, and Pheng-Ann Heng. R3net: Recurrent residual refinement network for saliency detection. In *Proceedings of the 27th International Joint Conference on Artificial Intelligence*, pages 684–690. AAAI Press, 2018. [7](#), [8](#)
- [9] Jacob Devlin, Ming-Wei Chang, Kenton Lee, and Kristina Toutanova. Bert: Pre-training of deep bidirectional transformers for language understanding. *arXiv preprint arXiv:1810.04805*, 2018. [4](#)
- [10] Mark Everingham, SM Ali Eslami, Luc Van Gool, Christopher KI Williams, John Winn, and Andrew Zisserman. The pascal visual object classes challenge: A retrospective. *International journal of computer vision*, 111(1):98–136, 2015. [3](#)
- [11] Deng-Ping Fan, Ming-Ming Cheng, Jiang-Jiang Liu, Shang-Hua Gao, Qibin Hou, and Ali Borji. Salient objects in clutter: Bringing salient object detection to the foreground. In *Proceedings of the European conference on computer vision (ECCV)*, pages 186–202, 2018. [2](#)
- [12] Michael L. Gleicher and Feng Liu. Re-cinematography: Improving the camerawork of casual video. *ACM Trans. Multimedia Comput. Commun. Appl.*, 5(1), oct 2008. [7](#)
- [13] Bin Gu, Miao Xin, Zhouyuan Huo, and Heng Huang. Asynchronous doubly stochastic sparse kernel learning. In *Proceedings of the AAAI Conference on Artificial Intelligence*, volume 32, 2018. [1](#)
- [14] Kaiming He, Georgia Gkioxari, Piotr Dollár, and Ross Girshick. Mask r-cnn. In *Proceedings of the IEEE international conference on computer vision*, pages 2961–2969, 2017. [6](#)
- [15] Kaiming He, Xiangyu Zhang, Shaoqing Ren, and Jian Sun. Deep residual learning for image recognition. In *Proceedings of the IEEE conference on computer vision and pattern recognition*, pages 770–778, 2016. [4](#), [5](#)
- [16] Han Hu, Jiayuan Gu, Zheng Zhang, Jifeng Dai, and Yichen Wei. Relation networks for object detection. In *Proceedings of the IEEE conference on computer vision and pattern recognition*, pages 3588–3597, 2018. [4](#)
- [17] Didier Le Gall. Mpeg: A video compression standard for multimedia applications. *Communications of the ACM*, 34(4):46–58, 1991. [1](#), [2](#)
- [18] Guanbin Li and Yizhou Yu. Visual saliency based on multi-scale deep features. In *Proceedings of the IEEE conference on computer vision and pattern recognition*, pages 5455–5463, 2015. [2](#)
- [19] Yin Li, Xiaodi Hou, Christof Koch, James M Rehg, and Alan L Yuille. The secrets of salient object segmentation. In *Proceedings of the IEEE conference on computer vision and pattern recognition*, pages 280–287, 2014. [1](#)
- [20] Tsung-Yi Lin, Priya Goyal, Ross Girshick, Kaiming He, and Piotr Dollár. Focal loss for dense object detection. In *Proceedings of the IEEE international conference on computer vision*, pages 2980–2988, 2017. [5](#)
- [21] Tsung-Yi Lin, Michael Maire, Serge Belongie, James Hays, Pietro Perona, Deva Ramanan, Piotr Dollár, and C Lawrence Zitnick. Microsoft coco: Common objects in context. In *European conference on computer vision*, pages 740–755. Springer, 2014. [2](#), [3](#), [6](#)
- [22] Wei Liu, Dragomir Anguelov, Dumitru Erhan, Christian Szegedy, Scott Reed, Cheng-Yang Fu, and Alexander C Berg. Ssd: Single shot multibox detector. In *European conference on computer vision*, pages 21–37. Springer, 2016. [1](#), [3](#), [4](#)
- [23] Xin Miao. *Efficient Network Design for High Dimensional Data*. PhD thesis, The University of Texas at Arlington, 2020. [1](#)
- [24] Xin Miao, Xin Yuan, Yunchen Pu, and Vassilis Athitsos. I-net: Reconstruct hyperspectral images from a snapshot measurement. In *Proceedings of the IEEE/CVF International Conference on Computer Vision*, pages 4059–4069, 2019. [1](#)
- [25] Xin Miao, Xin Yuan, and Paul Wilford. Deep learning for compressive spectral imaging. In *Digital Holography and Three-Dimensional Imaging*, pages M3B–3. Optica Publishing Group, 2019. [1](#)
- [26] Xin Miao, Xiantong Zhen, Xianglong Liu, Cheng Deng, Vassilis Athitsos, and Heng Huang. Direct shape regression networks for end-to-end face alignment. In *Proceedings of the*

- IEEE Conference on Computer Vision and Pattern Recognition*, pages 5040–5049, 2018. 1
- [27] Anyi Rao, Jiase Wang, Linning Xu, Xuekun Jiang, Qingqiu Huang, Bolei Zhou, and Dahua Lin. A unified framework for shot type classification based on subject centric lens. In *Computer Vision–ECCV 2020: 16th European Conference, Glasgow, UK, August 23–28, 2020, Proceedings, Part XI 16*, pages 17–34. Springer, 2020. 1, 2, 3, 4
- [28] Joseph Redmon, Santosh Divvala, Ross Girshick, and Ali Farhadi. You only look once: Unified, real-time object detection. In *Proceedings of the IEEE conference on computer vision and pattern recognition*, pages 779–788, 2016. 1, 3, 4
- [29] Shaoqing Ren, Kaiming He, Ross Girshick, and Jian Sun. Faster r-cnn: Towards real-time object detection with region proposal networks. *Advances in neural information processing systems*, 28:91–99, 2015. 1, 3, 4, 5, 6
- [30] Olga Russakovsky, Jia Deng, Hao Su, Jonathan Krause, Sanjeev Satheesh, Sean Ma, Zhiheng Huang, Andrej Karpathy, Aditya Khosla, Michael Bernstein, et al. Imagenet large scale visual recognition challenge. *International journal of computer vision*, 115(3):211–252, 2015. 6
- [31] Peize Sun, Rufeng Zhang, Yi Jiang, Tao Kong, Chenfeng Xu, Wei Zhan, Masayoshi Tomizuka, Lei Li, Zehuan Yuan, Changhu Wang, et al. Sparse r-cnn: End-to-end object detection with learnable proposals. In *Proceedings of the IEEE/CVF Conference on Computer Vision and Pattern Recognition*, pages 14454–14463, 2021. 2, 5, 6
- [32] Ashish Vaswani, Noam Shazeer, Niki Parmar, Jakob Uszkoreit, Llion Jones, Aidan N Gomez, Łukasz Kaiser, and Illia Polosukhin. Attention is all you need. In *Advances in neural information processing systems*, pages 5998–6008, 2017. 4
- [33] Lijun Wang, Huchuan Lu, Yifan Wang, Mengyang Feng, Dong Wang, Baocai Yin, and Xiang Ruan. Learning to detect salient objects with image-level supervision. In *Proceedings of the IEEE conference on computer vision and pattern recognition*, pages 136–145, 2017. 1, 2, 3, 6
- [34] Wenguan Wang, Jianbing Shen, Xingping Dong, and Ali Borji. Salient object detection driven by fixation prediction. In *Proceedings of the IEEE Conference on Computer Vision and Pattern Recognition*, pages 1711–1720, 2018. 2
- [35] Zhou Wang and Alan C Bovik. Modern image quality assessment. *Synthesis Lectures on Image, Video, and Multimedia Processing*, 2(1):1–156, 2006. 1
- [36] Yuxin Wu, Alexander Kirillov, Francisco Massa, Wan-Yen Lo, and Ross Girshick. Detectron2. <https://github.com/facebookresearch/detectron2>, 2019. 5, 6
- [37] Qiong Yan, Li Xu, Jianping Shi, and Jiaya Jia. Hierarchical saliency detection. In *Proceedings of the IEEE conference on computer vision and pattern recognition*, pages 1155–1162, 2013. 2
- [38] Chuan Yang, Lihe Zhang, Huchuan Lu, Xiang Ruan, and Ming-Hsuan Yang. Saliency detection via graph-based manifold ranking. In *Proceedings of the IEEE conference on computer vision and pattern recognition*, pages 3166–3173, 2013. 2
- [39] Lei Yue, Xin Miao, Pengbo Wang, Baochang Zhang, Xiantong Zhen, and Xianbin Cao. Attentional alignment networks. In *BMVC*, volume 2, page 7, 2018. 1
- [40] Han Zhang, Ian Goodfellow, Dimitris Metaxas, and Augustus Odena. Self-attention generative adversarial networks. In *International conference on machine learning*, pages 7354–7363. PMLR, 2019. 4
- [41] Feng Zheng, Xin Miao, and Heng Huang. Fast vehicle identification in surveillance via ranked semantic sampling based embedding. In *27th International Joint Conference on Artificial Intelligence (IJCAI 2018)*, 2018. 1
- [42] Xizhou Zhu, Weijie Su, Lewei Lu, Bin Li, Xiaogang Wang, and Jifeng Dai. Deformable detr: Deformable transformers for end-to-end object detection. *arXiv preprint arXiv:2010.04159*, 2020. 6