

MAXIM: Multi-Axis MLP for Image Processing

Zhengzhong Tu^{1,2*} Hossein Talebi¹ Han Zhang¹ Feng Yang¹
 Peyman Milanfar¹ Alan Bovik² Yinxiao Li¹
¹ Google Research ² University of Texas at Austin

Abstract

Recent progress on Transformers and multi-layer perceptron (MLP) models provide new network architectural designs for computer vision tasks. Although these models proved to be effective in many vision tasks such as image recognition, there remain challenges in adapting them for low-level vision. The inflexibility to support high-resolution images and limitations of local attention are perhaps the main bottlenecks. In this work, we present a multi-axis MLP based architecture called MAXIM, that can serve as an efficient and flexible general-purpose vision backbone for image processing tasks. MAXIM uses a UNet-shaped hierarchical structure and supports long-range interactions enabled by spatially-gated MLPs. Specifically, MAXIM contains two MLP-based building blocks: a multi-axis gated MLP that allows for efficient and scalable spatial mixing of local and global visual cues, and a cross-gating block, an alternative to cross-attention, which accounts for cross-feature conditioning. Both these modules are exclusively based on MLPs, but also benefit from being both global and ‘fully-convolutional’, two properties that are desirable for image processing. Our extensive experimental results show that the proposed MAXIM model achieves state-of-the-art performance on more than ten benchmarks across a range of image processing tasks, including denoising, deblurring, deraining, dehazing, and enhancement while requiring fewer or comparable numbers of parameters and FLOPs than competitive models. The source code and trained models will be available at <https://github.com/google-research/maxim>.

1. Introduction

Image processing tasks, such as restoration and enhancement, are important computer vision problems, which aim to produce a desired output from a degraded input. Various types of degradations may require different image enhancement treatments, such as denoising, deblurring, super-

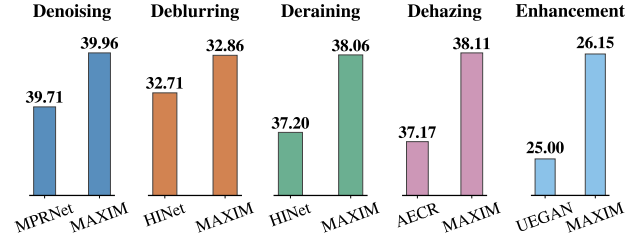


Figure 1. Our proposed MAXIM model significantly advances state-of-the-art performance on five image processing tasks in terms of PSNR: 1) Denoising (+0.24 dB on SIDD [2]), 2) Deblurring (+0.15 dB on GoPro [62]) 3) Deraining (+0.86 dB on Rain100L [105]), 4) Dehazing (+0.94 dB on RESIDE [46]), and 5) Retouching (Enhancement) (+1.15 dB on FiveK [8]).

resolution, dehazing, low-light enhancement, and so on. Given the increased availability of curated large-scale training datasets, recent high-performing approaches [15, 17, 20, 22, 50, 52, 60, 61, 110, 111, 125] based on highly designed convolutional neural network (CNN) have demonstrated state-of-the-art (SOTA) performance on many tasks.

Improving the architectural design of the underlying model is one of the keys to improving the performance of most computer vision tasks, including image restoration. Numerous researchers have invented or borrowed individual modules or building blocks and implemented them into low-level vision tasks, including residual learning [43, 95, 120], dense connections [95, 121], hierarchical structures [37, 41, 42], multi-stage frameworks [16, 34, 111, 113], and attention mechanisms [66, 91, 110, 111].

Recent research explorations on Vision Transformers (ViT) [11, 24, 57] have exemplified their great potential as alternatives to the go-to CNN models. The elegance of ViT [24] has also motivated similar model designs with simpler global operators such as MLP-Mixer [87], gMLP [54], GFNet [76], and FNet [44], to name a few. Despite successful applications to many high-level tasks [4, 24, 57, 85, 89, 102, 104], the efficacy of these *global* models on low-level enhancement and restoration problems has not been studied extensively. The pioneering works on Transformers for low-level vision [10, 15] directly applied full self-attention, which only accepts relatively small patches of

*Work done during an internship at Google.

fixed sizes (e.g., 48×48). Such a strategy will inevitably cause patch boundary artifacts when applied on larger images using cropping [15]. Local-attention based Transformers [52, 97] ameliorate this issue, but they are also constrained to have limited sizes of receptive field, or to lose non-locality [24, 93], which is a compelling property of Transformers and MLP models relative to hierarchical CNNs.

To overcome these issues, we propose a generic image processing network, dubbed **MAXIM**, for low-level vision tasks. A key design element of MAXIM is the use of *multi-axis* approach (Sec. 3.2) that captures both local and global interactions in parallel. By mixing information on *a single axis* for each branch, this MLP-based operator becomes ‘*fully-convolutional*’ and scales linearly with respect to image size, which significantly increases its flexibility for dense image processing tasks. We also define and build a pure MLP-based cross-gating module, which adaptively *gate* the skip-connections in the neck of MAXIM using the same multi-axis approach, and which further boosts performance. Inspired by recent restoration models, we develop a simple but effective multi-stage, multi-scale architecture consisting of a stack of MAXIM backbones. MAXIM achieves strong performance on a range of image processing tasks, while requiring very few number of parameters and FLOPs. Our contributions are:

- A novel and generic architecture for image processing, dubbed MAXIM, using a stack of encoder-decoder backbones, supervised by a multi-scale, multi-stage loss.
- A multi-axis gated MLP module tailored for low-level vision tasks, which always enjoys a global receptive field, with linear complexity relative to image size.
- A cross gating block that cross-conditions two separate features, which is also global and fully-convolutional.
- Extensive experiments show that MAXIM achieves SOTA results on more than 10 datasets including denoising, deblurring, deraining, dehazing, and enhancement.

2. Related Work

Restoration models. Driven by recent enormous efforts on building vision benchmarks, learning-based models, especially CNN models, have been developed that attain state-of-the-art performance on a wide variety of image enhancement tasks [15–17, 37, 50, 52, 81, 111]. These increased performance gains can be mainly attributed to novel architecture designs, and/or task-specific modules and units. For instance, UNet [80] has incubated many successful encoder-decoder designs [20, 37, 111] for image restoration that improve on earlier single-scale feature processing models [45, 120]. Advanced components developed for high-level vision tasks have been brought into low-level vision tasks as well. Residual and dense connec-

tions [43, 95, 95, 120, 121], the multi-scale feature learning [20, 41, 97], attention mechanisms [66, 91, 110, 111, 121], and non-local networks [53, 93, 121] are such good examples. Recently, *multi-stage* networks [16, 34, 111, 113] have attained promising results relative to the aforementioned *single-stage* models on the challenging deblurring and deraining tasks [23, 34, 111]. These multi-stage frameworks are generally inspired by their success on higher-level problems such as pose estimation [18, 48], action segmentation [25, 47], and image generation [116, 117].

Low-level vision Transformers. Transformers were originally proposed for NLP tasks [90], where multi-head self-attention and feed-forward MLP layers are stacked to capture non-local interactions between words. Dosovitskiy *et al.* coined the term Vision Transformer (ViT) [24], and demonstrated the first pure Transformer model for image recognition. Several recent studies explored Transformers for low-level vision problems, e.g., the pioneering pre-trained image processing Transformer (IPT) [15]. Similar to ViT, IPT directly applies vanilla Transformers to image patches. The authors of [10] presented a spatial-temporal convolutional self-attention network that exploits local information for video super-resolution. More recently, Swin-IR [52] and UFormer [97] apply efficient window-based local attention models on a range of image restoration tasks.

MLP vision models. More recently, several authors have argued that when using a patch-based architecture as in ViT, the necessity of complex self-attention mechanisms becomes questionable. For instance, MLP-Mixer [87] adopts a simple token-mixing MLP to replace self-attention in ViT, resulting in an all-MLP architecture. The authors of [54] proposed the gMLP, which applies a spatial gating unit on visual tokens. ResMLP [88] adopts an Affine transformation as a substitute to Layer Normalization for acceleration. Very recent techniques such as FNet [44] and GFNet [76] demonstrate the simple Fourier Transform can be used as a competitive alternative to either self-attention or MLPs.

3. Our Approach: MAXIM

We present, to the best of our knowledge, the first effective general-purpose MLP architecture for low-level vision, which we call **Multi-AXIs MLP** for image processing (**MAXIM**). Unlike previous low-level Transformers [10, 15, 52, 97], MAXIM has several desired properties, making it intriguing for image processing tasks. First, MAXIM expresses global receptive fields on arbitrarily large images with linear complexity; Second, it directly supports arbitrary input resolutions, *i.e.*, being fully-convolutional; Lastly, it provides a balanced design of local (Conv) and global (MLP) blocks, outperforming SOTA methods without the necessity for large-scale pre-training [15].

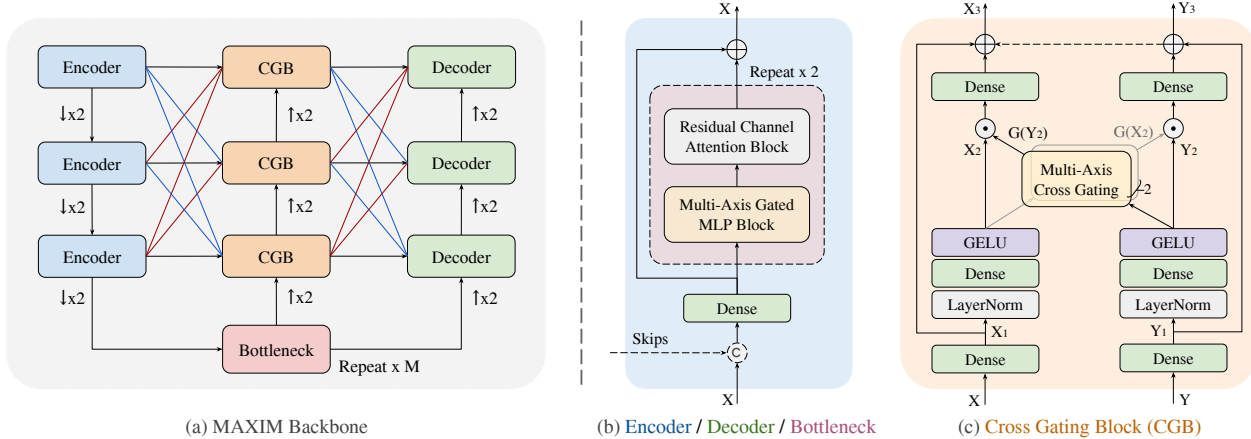


Figure 2. **MAXIM architecture.** We take (a) an encoder-decoder backbone with each (b) encoder, decoder, and bottleneck containing a multi-axis gated MLP block (Fig. 3) as well as a residual channel attention block. The model is further boosted by (c) a cross gating block which allows global contextual features to gate the skip-connections. More detailed description can be found in Appendix A.2.

3.1. Main Backbone

The MAXIM backbone (Fig. 2a) follows the encoder-decoder design principles that originated with UNet [80]. We have observed that operators having small footprints such as Conv3x3 are essential to the performance of UNet-like networks. Thus, we rely on a hybrid model design for each block (Fig. 2b) – Conv for local, and MLP for long-range interactions – to make the most of them.

To allow long-range spatial mixing at different scales, we insert the multi-axis gated MLP block (MAB) into each encoder, decoder, and bottleneck (Fig. 2b), with a residual channel attention block (RCAB) [100, 111] (LayerNorm-Conv-LeakyReLU-Conv-SE [31]) stacked subsequently. Inspired by the gated filtering of skip connections [67, 71], we extend the gated MLP (gMLP) to build a cross gating block (CGB, Fig. 2c), which is an efficient 2nd-order alternative to cross-attention (3rd-order correlations), to interact, or condition two distinct features. We leverage the global features from Bottleneck (Fig. 2a) to gate the skip connections, while propagating the refined global features upwards to the next CGB. Multi-scale feature fusion [20, 84, 110] (red and blue lines) is utilized to aggregate multi-level information in the Encoder→CGB and CGB→Decoder dataflow.

3.2. Multi-Axis Gated MLP

Our work is inspired by the multi-axis blocked self-attention proposed in [123], which performs attention on more than a single axis. The attentions performed on two axes on blocked images correspond to two forms of sparse self-attention, namely regional and dilated attention. Despite capturing local and global information in parallel, this module cannot accommodate image restoration or enhancement tasks where the test images are often of arbitrary sizes.

We improve the ‘multi-axis’ concept for image processing tasks, by building a (split-head) multi-axis gated MLP

block (MAB), as shown in Fig. 3. Instead of applying multi-axis attention in a single layer [123], we split in half the heads first, each being partitioned independently. In the **local branch**, the half head of a feature of size $(H, W, C/2)$ is **blocked** into a tensor of shape $(\frac{H}{b} \times \frac{W}{b}, b \times b, C/2)$, representing partitioning into non-overlapping windows each with size of $(b \times b)$; in the **global branch**, the other half head is **gridded** into the shape $(d \times d, \frac{H}{d} \times \frac{W}{d}, C/2)$ using a fixed $(d \times d)$ grid, with each window having size $(\frac{H}{d} \times \frac{W}{d})$. For visualization, we set $b = 2, d = 2$ in Fig. 3. To make it **fully-convolutional**, we only apply the gated MLP (gMLP) block [54] on a **single axis** of each branch – the **2nd axis** for the local branch and the **1st axis** for the global branch – while sharing parameters on the other spatial axes. Intuitively, applying multi-axis gMLPs in parallel correspond to local and global (dilated) mixing of spatial information, respectively. Finally, the processed heads are concatenated and projected to reduce the number of channels, which are further combined using the long skip-connection from the input. It is worth noting that this approach provides an advantage for our model over methods that process fixed-size image patches [15] by avoiding patch boundary artifacts.

Complexity analysis. The computational complexity of our proposed Multi-Axis gMLP block (MAB) is:

$$\Omega(\text{MAB}) = \underbrace{d^2 HWC}_{\text{Global gMLP}} + \underbrace{b^2 HWC}_{\text{Local gMLP}} + \underbrace{10 HWC^2}_{\text{Dense layers}}, \quad (1)$$

which is **linear** with respect to image size HW , while other global models like ViT, Mixer, and gMLP are **quadratic**.

Universality of the multi-axis approach. Our proposed parallel multi-axis module (Fig. 3) presents a principled way to apply 1D operators on 2D images in a scalable manner. It also allows for significant flexibility and universality. For example, a straightforward replacement of a gMLP with a spatial MLP [87], self-attention [24], or even Fourier Transform [44, 76] leads to a family of MAXIM

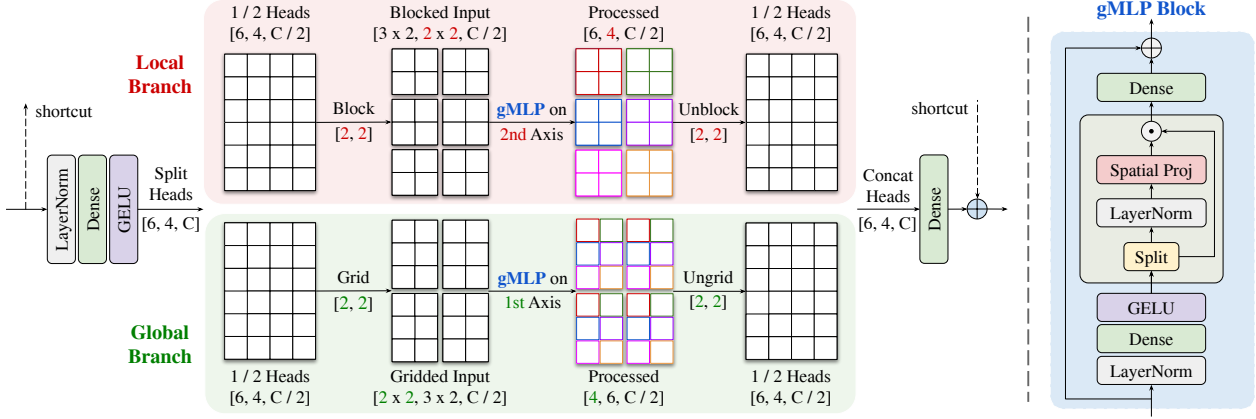


Figure 3. **Multi-axis gated MLP block** (best viewed in color). The input is first projected to a $[6, 4, C]$ feature, then split into two heads. In the **local branch**, the half head is *blocked* into 3×2 non-overlapping $[2, 2, C/2]$ patches, while we *grid* the other half using a 2×2 grid in the **global branch**. We only apply the gMLP block [54] (illustrated in the right **gMLP Block**) on a *single axis* of each branch - the **2nd axis** for the local branch and the **1st axis** for the global branch, while shared along the other spatial dimensions. The gMLP operators, which run in parallel, correspond to local and global (dilated) attended regions, as illustrated with different colors (*i.e.*, the same color are spatially mixed using the gMLP operator). Our proposed block expresses both global and local receptive fields on arbitrary input resolutions.

variants (see Sec. 4.3D), all sharing globality and fully-convolutionality. It is also easily extensible to *any* future 1D operator that may be defined on, *e.g.*, Language models.

3.3. Cross Gating MLP Block

A common improvement over UNet is to leverage contextual features to selectively *gate* feature propagation in skip-connections [67, 71], which is often achieved by using cross-attention [13, 90]. Here we build an effective alternative, namely cross-gating block (CGB, Fig. 2c), as an extension of MAB (Sec. 3.2) which can only process a single feature. CGB can be regarded as a more general conditioning layer that interacts with multiple features [13, 70, 90]. We follow similar design patterns as those used in MAB.

To be more specific, let \mathbf{X}, \mathbf{Y} be two input features, and $\mathbf{X}_1, \mathbf{Y}_1 \in \mathbb{R}^{H \times W \times C}$ be the features projected after the first Dense layers in Fig. 2c. Input projections are then applied:

$$\mathbf{X}_2 = \sigma(\mathbf{W}_1 \text{LN}(\mathbf{X}_1)), \quad \mathbf{Y}_2 = \sigma(\mathbf{W}_2 \text{LN}(\mathbf{Y}_1)) \quad (2)$$

where σ is the GELU activation [30], LN is Layer Normalization [5], and $\mathbf{W}_1, \mathbf{W}_2$ are MLP projection matrices. The multi-axis blocked gating weights are computed from $\mathbf{X}_2, \mathbf{Y}_2$, respectively, but applied *reciprocally*:

$$\hat{\mathbf{X}} = \mathbf{X}_2 \odot G(\mathbf{Y}_2), \quad \hat{\mathbf{Y}} = \mathbf{Y}_2 \odot G(\mathbf{X}_2) \quad (3)$$

where \odot represents element-wise multiplication, and the function $G(\cdot)$ extracts multi-axis cross gating weights from the input using our proposed multi-axis approach (Sec. 3.2):

$$G(\mathbf{x}) = \mathbf{W}_5([\mathbf{W}_3 \text{Block}_b(\mathbf{z}_1), \mathbf{W}_4 \text{Grid}_d(\mathbf{z}_2)]) \quad (4)$$

where $[\cdot, \cdot]$ denotes concatenation. Here $(\mathbf{z}_1, \mathbf{z}_2)$ are two independent heads split from \mathbf{z} along the channel dimension,

where \mathbf{z} represents the projected features \mathbf{x} after activation:

$$[\mathbf{z}_1, \mathbf{z}_2] = \mathbf{z} = \sigma(\mathbf{W}_6 \text{LN}(\mathbf{x})), \quad (5)$$

and $\mathbf{W}_3, \mathbf{W}_4$ are spatial projection matrices applied on the **2nd** and **1st** axis of the blocked/gridded features having fixed window size $b \times b$ (Block_b), and fixed grid size of $d \times d$ (Grid_d), respectively. Finally, we adopt residual connection from the inputs, following an output channel-projection that maintains the same channel dimensions as the inputs $(\mathbf{X}_1, \mathbf{Y}_1)$, using projection matrices $\mathbf{W}_7, \mathbf{W}_8$, denoted by

$$\mathbf{X}_3 = \mathbf{X}_1 + \mathbf{W}_7 \hat{\mathbf{X}}, \quad \mathbf{Y}_3 = \mathbf{Y}_1 + \mathbf{W}_8 \hat{\mathbf{Y}}. \quad (6)$$

The complexity of CGB is also tightly-bounded by Eq. (1).

3.4. Multi-Stage Multi-Scale Framework

We further adopt a multi-stage framework because we find it more effective, as compared to scaling up the model width or height (see ablation Sec. 4.3A). We deem full resolution processing [16, 69, 77] a better approach than a multi-patch hierarchy [83, 111, 113], since the latter would potentially induce boundary effects across patches. To impose stronger supervision, we apply a multi-scale approach [18, 20, 48] at each stage to help the network learn. We leverage the supervised attention module [111] to propagate attentive features progressively along the stages. We leverage the cross-gating block (Sec. 3.3) for cross-stage feature fusion. We refer the reader to Fig. 9 for details.

Formally, given an input image $\mathbf{I} \in \mathbb{R}^{H \times W \times 3}$, we first extract its multi-scale variants by downscaling: $\mathbf{I}_n, n = 1, \dots, N$. MAXIM predicts multi-scale restored outputs at each stage s of S stages, yielding a total of $S \times N$ outputs:

Method	SIDD [2]		DND [72]		Average	
	PSNR↑	SSIM↑	PSNR↑	SSIM↑	PSNR↑	SSIM↑
DnCNN [120]	23.66	0.583	32.43	0.790	28.04	0.686
MLP [7]	24.71	0.641	34.23	0.833	29.47	0.737
BM3D [21]	35.65	0.685	34.51	0.851	35.08	0.768
CBDNet* [29]	30.78	0.801	38.06	0.942	34.42	0.872
RIDNet* [3]	38.71	0.951	39.26	0.953	38.99	0.952
AINDNet* [38]	38.95	0.952	39.37	0.951	39.16	0.952
VDN [107]	39.28	0.956	39.38	0.952	39.33	0.954
SADNet* [12]	39.46	0.957	39.59	0.952	39.53	0.955
CycleISP* [109]	39.52	0.957	39.56	0.956	39.54	<u>0.957</u>
MIRNet [110]	<u>39.72</u>	<u>0.959</u>	39.88	0.956	<u>39.80</u>	0.958
MPRNet [111]	39.71	0.958	39.80	<u>0.954</u>	39.76	0.956
MAXIM-3S	39.96	0.960	<u>39.84</u>	<u>0.954</u>	39.90	<u>0.957</u>

Table 1. Denoising results. Our model is only trained on SIDD [2] and evaluated on SIDD [2] and DND [72], where * denotes methods using additional training data.

$\mathbf{R}_{s,n}$. Despite being multi-stage, MAXIM is trained *end-to-end* with losses accumulating across stages and scales:

$$\mathcal{L} = \sum_{s=1}^S \sum_{n=1}^N [\mathcal{L}_{char}(\mathbf{R}_{s,n}, \mathbf{T}_n) + \lambda \mathcal{L}_{freq}(\mathbf{R}_{s,n}, \mathbf{T}_n)], \quad (7)$$

where \mathbf{T}_n denotes (bilinearly-rescaled) multi-scale target images, and \mathcal{L}_{char} is the Charbonnier loss [111]:

$$\mathcal{L}_{char}(\mathbf{R}, \mathbf{T}) = \sqrt{\|\mathbf{R} - \mathbf{T}\|^2 + \epsilon^2}, \quad (8)$$

where we set $\epsilon = 10^{-3}$. \mathcal{L}_{freq} is the frequency reconstruction loss that enforces high-frequency details [20, 35]:

$$\mathcal{L}_{freq}(\mathbf{R}, \mathbf{T}) = \|\mathcal{F}(\mathbf{R}) - \mathcal{F}(\mathbf{T})\|_1 \quad (9)$$

where $\mathcal{F}(\cdot)$ represents the 2D Fast Fourier Transform. We used $\lambda = 0.1$ as the weighting factor in all experiments.

4. Experiments

We aim at building a generic backbone for a broad spectrum of image processing tasks. Thus, we evaluated MAXIM on five different tasks: (1) denoising, (2) deblurring, (3) deraining, (4) dehazing, and (5) enhancement (retouching) on 17 different datasets (summarized in Tab. 8. More comprehensive results and visualizations can be found in Appendix A.6.

4.1. Experimental Setup

Datasets and metrics. We measured PSNR and SSIM [96] metrics between ground truth and predicted images to make quantitative comparisons. We used SIDD [2] and DND [72] for denoising, GoPro [62], HIDE [81], and RealBlur [79] for deblurring, a combined dataset Rain13k used in [111] for deraining. The RESIDE [46] is used for dehazing, while Five-K [8] and LOL [98] are evaluated for enhancement.

Training details. Our proposed MAXIM model is end-to-end trainable and requires neither large-scale pretraining

Method	GoPro [62]		HIDE [81]		Average	
	PSNR↑	SSIM↑	PSNR↑	SSIM↑	PSNR↑	SSIM↑
DeblurGAN [40]	28.70	0.858	24.51	0.871	26.61	0.865
Nah <i>et al.</i> [62]	29.08	0.914	25.73	0.874	27.41	0.894
Zhang <i>et al.</i> [118]	29.19	0.931	-	-	-	-
DeblurGAN-v2 [41]	29.55	0.934	26.61	0.875	28.08	0.905
SRN [86]	30.26	0.934	28.36	0.915	29.31	0.925
Shen <i>et al.</i> [81]	-	-	28.89	0.930	-	-
Gao <i>et al.</i> [28]	30.90	0.935	29.11	0.913	30.01	0.924
DBGAN [119]	31.10	0.942	28.94	0.915	30.02	0.929
MT-RNN [69]	31.15	0.945	29.15	0.918	30.15	0.932
DMPHN [113]	31.20	0.940	29.09	0.924	30.15	0.932
Suin <i>et al.</i> [83]	31.85	0.948	29.98	0.930	30.92	0.939
MPRNet [111]	32.66	<u>0.959</u>	<u>30.96</u>	<u>0.939</u>	<u>31.81</u>	<u>0.949</u>
Pretrained-IPT [15]	32.58	-	-	-	-	-
MIMO-UNet+ [20]	32.45	0.957	29.99	0.930	31.22	0.944
HINet [16]	<u>32.71</u>	<u>0.959</u>	30.32	0.932	31.52	0.946
MAXIM-3S	32.86	0.961	32.83	0.956	32.85	0.959

Table 2. Deblurring results. Our model is trained on GoPro [62] and evaluated on the GoPro and the HIDE dataset [81].

Method	RealBlur-R [79]		RealBlur-J [79]		Average	
	PSNR↑	SSIM↑	PSNR↑	SSIM↑	PSNR↑	SSIM↑
Hu <i>et al.</i> [33]	33.67	0.916	26.41	0.803	30.04	0.860
Nah <i>et al.</i> [62]	32.51	0.841	27.87	0.827	30.19	0.834
DeblurGAN [40]	33.79	0.903	27.97	0.834	30.88	0.869
Pan <i>et al.</i> [68]	34.01	0.916	27.22	0.790	30.62	0.853
Xu <i>et al.</i> [103]	34.46	0.937	27.14	0.830	30.8	0.884
DeblurGAN-v2 [41]	35.26	0.944	28.70	0.866	31.98	0.905
Zhang <i>et al.</i> [118]	35.48	0.947	27.80	0.847	31.64	0.897
SRN [86]	35.66	0.947	28.56	0.867	32.11	0.907
DMPHN [113]	35.70	0.948	28.42	0.860	32.06	0.904
MPRNet [111]	35.99	0.952	<u>28.70</u>	<u>0.873</u>	32.35	0.913
MAXIM-3S	<u>35.78</u>	0.947	28.83	0.875	<u>32.31</u>	<u>0.911</u>
[†] DeblurGAN-v2	36.44	0.935	29.69	0.870	33.07	0.903
[†] SRN [86]	38.65	<u>0.965</u>	31.38	0.909	35.02	0.937
[†] MPRNet [111]	<u>39.31</u>	0.972	31.76	<u>0.922</u>	<u>35.54</u>	<u>0.947</u>
[†] MIMO-UNet+ [20]	-	-	<u>32.05</u>	0.921	-	-
[†] MAXIM-3S	39.45	0.962	32.84	0.935	36.15	0.949

Table 3. Deblurring results on RealBlur [79]. [†] denotes methods that are trained on RealBlur, while those without [†] indicate methods trained only on GoPro.

nor progressive training. The network is trained on 256×256 random-cropped patches. We train different iterations for each task. We used random horizontal and vertical flips, 90° rotation, and MixUp [112] with probability 0.5 for data augmentation. We used the Adam optimizer [39] with an initial learning rate of 2×10^{-4} , which are steadily decreased to 10^{-7} with the cosine annealing decay [59]. When testing, we padded the input images to be a multiplier of 64×64 using symmetric padding on both sides. After inference, we cropped the padded image back to original size. More training details on each task can be found in Appendix A.1.

Architectural configuration. We designed two MAXIM variants: a two-stage model called MAXIM-2S, and a three-stage model, MAXIM-3S, for different tasks. We start with 32 initial channels for feature extraction, with 3 downsampling layers, where the features contract from $256^2 \times 32$,

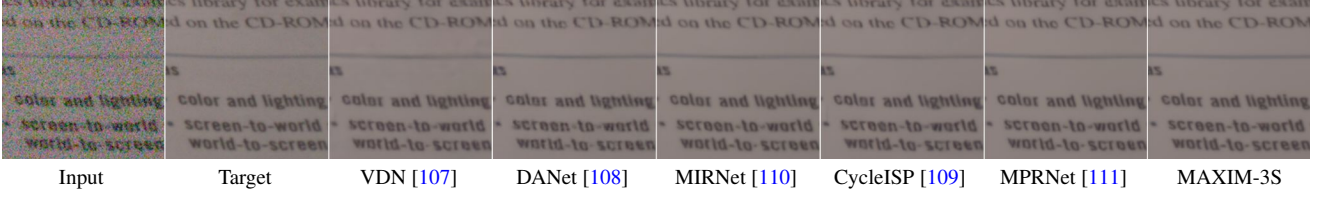


Figure 4. Denoising comparisons. The example from SIDD [2] shows that our method produces cleaner denoising results.



Figure 5. Deblurring comparisons. The top row shows an example from GoPro [62] while the second row shows one from HIDE [81].

$128^2 \times 64$, $64^2 \times 128$, to $32^2 \times 256$ processed by *two Bottlenecks* (Fig. 2a), then symmetrically expanded back to full resolution. The number of parameters and required FLOPs of MAXIM-2S and MAXIM-3S, when applied on a 256×256 image are shown in the last two rows of Tab. 7A.

4.2. Main Results

Denoising. We report in Tab. 1 numerical comparisons on the SIDD [2] and DND [72] datasets. As may be seen, our method outperformed previous SOTA techniques, *e.g.*, MIRNet [110] by **0.24 dB** of PSNR on SIDD while obtaining competitive PSNR (39.84 dB) on DND. Fig. 4 shows visual results on SIDD. Our method clearly removes real noise while maintaining fine details, yielding visually pleasant results to the other methods.

Deblurring. Tab. 2 shows the quantitative comparison of MAXIM-3S against SOTA deblurring methods on two synthetic blur datasets: GoPro [62] and HIDE [81]. Our method achieves **0.15 dB** gain in PSNR over the previous best model HINet [16]. It is notable that the GoPro-trained MAXIM-3S model generalizes extremely well on the HIDE dataset, setting new SOTA PSNR values: **32.83 dB**. We also evaluated on real-world blurry images from RealBlur [79] under two settings: (1) directly applied the GoPro-trained model on RealBlur, and (2) fine-tuned the model on RealBlur. Under setting (1), MAXIM-3S ranked *first* on RealBlur-J subset while obtaining the top two performance on RealBlur-R. Fig. 5 shows visual comparisons of the evaluated models on GoPro [62], HIDE [81] and RealBlur [79], respectively. It may be observed that our model

recovers **text** extremely well, which may be attributed to the use of multi-axis MLP module within each block that globally aggregates repeated patterns across various scales.

Deraining. Following previous work [34, 111], we computed the performance metrics using the Y channel (in YCbCr color space). Tab. 4 shows quantitative comparisons with previous methods. As may be seen, our model improved over the SOTA performances on all datasets. The average PSNR gain of our model over the previous best model HINet [16] is **0.24 dB**. We demonstrate some challenging examples in Fig. 6, which demonstrates that our method consistently delivered faithfully recovered images without introducing any noticeable visual artifacts.

Dehazing. We report our comparisons against SOTA models in Tab. 5. Our model surpassed the previous best model by **0.94 dB** and **0.62 dB** of PSNR on the SOTS [46] indoor and outdoor sets. Fig. 7 shows that our model recovered images of better quality on both flat regions as well as textures, while achieving a harmonious global tone.

Enhancement / Retouching. As Tab. 6 illustrates, our model achieved the best PSNR and SSIM values on FiveK [8] and LOL [98], respectively. As the top row of Fig. 8 suggests, MAXIM recovered diverse naturalistic colors as compared to other techniques. Regarding the bottom example, while MIRNet [110] obtained a higher PSNR, we consistently observed that our model attains visually better quality with sharper details and less noise. Moreover, the far more perceptually relevant SSIM index indicates a significant advantage of MAXIM-2S relative to MIRNet.

Other benchmarks. Due to space limitations, we detail the




Figure 6. Deraining comparisons. The top and bottom rows present examples from Rain100L [105] and Test100 [115], respectively, demonstrating the ability of MAXIM to remove rain streaks while recovering more details, hence yielding more visually pleasant results.




Figure 7. Dehazing comparisons. The top and bottom rows exemplify visual results from the SOTS indoor and outdoor sets [46].

Method	Rain100L [105]		Rain100H [105]		Test100 [115]		Test1200 [114]		Test2800 [27]		Average	
	PSNR↑	SSIM↑	PSNR↑	SSIM↑	PSNR↑	SSIM↑	PSNR↑	SSIM↑	PSNR↑	SSIM↑	PSNR↑	SSIM↑
DerainNet [26]	27.03	0.884	14.92	0.592	22.77	0.810	23.38	0.835	24.31	0.861	22.48	0.796
SEMI [99]	25.03	0.842	16.56	0.486	22.35	0.788	26.05	0.822	24.43	0.782	22.88	0.744
DIDMDN [114]	25.23	0.741	17.35	0.524	22.56	0.818	29.65	0.901	28.13	0.867	24.58	0.770
UMRL [106]	29.18	0.923	26.01	0.832	24.41	0.829	30.55	0.910	29.97	0.905	28.02	0.880
RESCAN [49]	29.80	0.881	26.36	0.786	25.00	0.835	30.51	0.882	31.29	0.904	28.59	0.857
PreNet [77]	32.44	0.950	26.77	0.858	24.81	0.851	31.36	0.911	31.75	0.916	29.42	0.897
MSPFN [34]	32.40	0.933	28.66	0.860	27.50	0.876	32.39	0.916	32.82	0.930	30.75	0.903
MPRNet [111]	36.40	0.965	30.41	0.890	30.27	0.897	32.91	0.916	33.64	0.938	32.73	0.921
HINet [16]	<u>37.20</u>	<u>0.969</u>	<u>30.63</u>	<u>0.893</u>	30.26	<u>0.905</u>	33.01	<u>0.918</u>	33.87	<u>0.940</u>	<u>33.00</u>	<u>0.925</u>
MAXIM-2S	38.06	0.977	30.81	0.903	31.17	0.922	<u>32.37</u>	0.922	<u>33.80</u>	0.943	33.24	0.933

Table 4. Deraining comparisons. Our method consistently yields better quality metrics with respect to both PSNR or SSIM on all the tested datasets: Rain100L [105], Rain100H [105], Test100 [115], Test1200 [114], Test2800 [27]

Method	SOTS-Indoor		SOTS-Outdoor	
	PSNR↑	SSIM↑	PSNR↑	SSIM↑
DehazeNet [9]	21.14	0.847	22.46	0.851
GFN [78]	22.30	0.880	21.55	0.844
GCANet [14]	30.23	0.959	19.98	0.704
GridDehaze [55]	32.14	0.983	30.86	0.981
GMAN [58]	27.93	0.896	28.47	0.944
MSBDN [23]	33.79	0.984	23.36	0.875
DuRN [56]	32.12	0.980	24.47	0.839
FFA-Net [74]	36.39	0.989	<u>33.57</u>	<u>0.984</u>
AECR-Net [101]	<u>37.17</u>	<u>0.990</u>	-	-
MAXIM-2S	38.11	0.991	34.19	0.985

Table 5. Dehazing comparisons. Our model achieved the best results on both indoor and outdoor scenes.

outcomes of our experiments on the REDS deblurring [63] and the Raindrop removal task [73] in Appendix A.5.

4.3. Ablation

We conduct extensive ablation studies to validate the proposed multi-axis gated MLP block, cross-gating block, and multi-stage multi-scale architecture. The evaluations were performed on the GoPro dataset [62] trained on image patches of size 256×256 for 10^6 iterations. We used the MAXIM-2S model as the test-bed for Ablation-A and -B.

A. Individual components. We conducted an ablation by progressively adding (1) inter-stage cross-gating blocks (CGB_{IS}), (2) a supervised attention module (SAM), (3) cross-stage cross-gating blocks (CGB_{CS}), and (4) the multi-scale supervision (MS-Sp). Tab. 7A indicates a PSNR gain of 0.25, 0.63, 0.36, 0.26 dB for each respective component.

B. Effects of multi-axis approach. We further examined the necessity of our proposed multi-axis approach, as shown in Tab. 7B. We conducted experiments over (1) baseline UNet, (2) by adding the local branch of MAB (MAB_ℓ),




Figure 8. Retouching and low-light enhancement comparisons. The top row shows an example from the MIT-Adobe FiveK dataset [8], while the bottom row exemplifies a comparison from LOL [98]. Our model generated variegated and more naturalistic colors (top) for retouching, while achieving clearer and brighter visual enhancements in the bottom example.

Method	FiveK [8]		Method	LOL [98]	
	PSNR↑	SSIM↑		PSNR↑	SSIM↑
CycleGAN [124]	18.23	0.835	Retinex [98]	16.77	0.559
Exposure [32]	22.35	0.861	GLAD [92]	19.71	0.703
EnlightenGAN	17.74	0.828	EnlightenGAN	17.48	0.657
DPE [19]	24.08	0.922	KinD [122]	20.37	0.804
UEGAN [65]	25.00	0.929	MIRNet [110]	24.14	0.830
MAXIM-2S	26.15	0.945	MAXIM-2S	23.43	0.863

Table 6. Enhancement results on FiveK [8] and LOL [98].

(3) by adding the global branch of MAB (MAB_g), (4) by adding the local branch of CGB (CGB_ℓ), (5) by adding the global branch of CGB (CGB_g). Note that the huge jump (+1.04 dB) of PSNR by adding MAB_ℓ can be largely attributed to the addition of input and output channel projection layers, because we also observe a high performance of **31.42** dB PSNR if only MAB_g is added. Overall, we observed a *major* improvement when including MAB, and a relatively *minor* gain when adding CGB.

C. Why multi-stage? Towards understanding this, we scaled up MAXIM in terms of width (channels), depth (downscaling steps), and the number of stages. Tab. 7C suggests that packing the backbone into multi-stages yields the best performance vs. complexity tradeoff (32.44 dB, 22.2 M, 339.2 G), compared to making it wider or deeper.

D. Beyond gMLP: the MAXIM families. As described in Sec. 3.2, our proposed multi-axis approach (Fig. 3) offers a scalable way of applying *any* 1D operators on (high-resolution) images, with linear complexity relative to image size while maintaining fully-convolutional. We conducted a pilot study using MAXIM-1S and -2S on SIDD [2] to explore the MAXIM families: MAXIM-FFT, -MLP, -gMLP (modeled in this paper), -SA, where we use the Fourier Transform filter [44, 76], spatial MLP [87], gMLP [54], and self-attention [24] on spatial axes using the same multi-axis approach (Fig. 3). As Tab. 7D shows, the gMLP and

CGB _{IS}	SAM	CGB _{CS}	MS-Sp	PSNR	MAB _ℓ	MAB _g	CGB _ℓ	CGB _g	PSNR
✓				30.73					30.48
✓				30.98	✓				31.52
✓	✓			31.61	✓	✓			31.68
✓	✓	✓		31.97	✓	✓	✓		31.84
✓	✓	✓	✓	32.23	✓	✓	✓	✓	31.91
A. Individual components.					B. Effects of multi-axis approach.				

	S	W	D	PSNR	Params	FLOPs	Variant	PSNR	Params	FLOPs
Base	1	32	3	31.08	6.1M	93.6G	M1-FFT	39.67	4.1M	71G
Wider	1	64	3	32.09	19.4M	309.9G	M1-MLP	39.75	5.4M	83G
	1	96	3	32.31	41.7M	648.9G	M1-gMLP	39.80	6.1M	93G
Deeper	1	32	4	31.17	19.8M	121.6G	M1-SA	39.79	5.3M	111G
	1	32	5	31.43	75.0M	153.4G	M2-FFT	39.74	10.1M	172G
More stages	2	32	3	31.82	14.1M	216.4G	M2-MLP	39.70	12.7M	195G
	3	32	3	32.44	22.2M	339.2G	M2-gMLP	39.83	14.1M	216G
							M2-SA	39.85	12.5M	250G
C. Why multi-stage?							D. Beyond gMLP.			

Table 7. Ablation studies. Components in subtable A and B are defined in Sec. 4.3. S, W, and D denote the number of stages, width, and depth, respectively. M1 and M2 in subtable D denote MAXIM-1S and MAXIM-2S models, respectively.

self-attention variants achieved the best performance, while the FFT and MLP families were more computationally efficient. We leave deeper explorations to future works.

5. Conclusion

We have presented a generic network for restoration or enhancement tasks, dubbed MAXIM, inspired by recently popular MLP-based global models. Our work suggests an effective and efficient approach for applying gMLP to low-level vision tasks to gain global attention, a missing attribute of basic CNNs. Our gMLP initialization of the MAXIM family significantly advances state-of-the-arts in several image enhancement and restoration tasks with moderate complexity. We demonstrate a few applications, but there are many more possibilities beyond the scope of this

work which could significantly benefit by using MAXIM. Our future work includes exploring more efficient models for extremely high-resolution image processing, as well as training large models that can adapt on multiple tasks.

Broader impacts. The proposed model can be used as an effective tool to enhance and retouch daily photos. However, enhancing techniques such as denoising and deblurring are vulnerable to malicious use for privacy concerns. The models trained on specific data may express bias. These issues should be responsibly taken care of by researchers.

6. Acknowledgment

We thank Junjie Ke, Mauricio Delbracio, Sungjoon Choi, Irene Zhu, Innfarn Yoo, Huiwen Chang, and Ce Liu for valuable discussions and feedback.

A. Appendix

A.1. Datasets and Training Details

All the datasets used in the paper are summarized in Tab. 8. We describe details of training for each dataset in the following. Note that we used the ℓ_2 loss for the dehazing task while using the loss defined in the main paper for all the other tasks.

Image Denoising. We trained our model on 320 high-resolution images provided in SIDD [2] and evaluated on 1,280 (256×256) and 1,000 (512×512) images provided by authors of SIDD [2] and DND [72], respectively. The results on DND were obtained via the online server [1]. We cropped the training images into 512×512 patches with a stride of 256 to prepare the training patches. We trained the MAXIM-3S model for 600k steps with a batch size of 256.

Image Deblurring. We trained our model on 2,103 image pairs from GoPro [62]. To demonstrate generalization ability, we evaluated our GoPro trained model on 1,111 pairs of the GoPro evaluation set, 2,025 images in the HIDE dataset [81], as well as the RealBlur dataset [79], which contains 980 paired images of camera JPEG output and RAW images, respectively. We cropped training images from GoPro into 512×512 patches with a stride of 128 to generate training patches. We trained our MAXIM-3S model over 600k steps with a batch size of 256. For evaluation on RealBlur setting (2) (see main paper), we loaded the GoPro pre-trained checkpoint and fine-tuned for 70k and 15k iterations on RealBlur-J and RealBlur-R, respectively. Additionally, we trained our model on 24,000 images from the REDS dataset of the NTIRE 2021 Image Deblurring Challenge Track 2 JPEG artifacts [63]. For evaluation, we followed the settings in the NTIRE 2021 Challenge on Image Deblurring [64], *i.e.*, we used 300 images in the validation set of REDS. We trained from scratch for 10k epochs on REDS [63].

Task	Dataset	#Train	#Test	Test Dubname
Denoising	SIDD [2]	320	40	SIDD
	DND [72]	0	50	DND
Deblurring	GoPro [62]	2103	1111	GoPro
	HIDE [81]	0	2025	HIDE
	RealBlur-J [79]	3758	980	RealBlur-J
	RealBlur-R [79]	3758	980	RealBlur-R
	REDS [63]	24000	300	REDS
Deraining	Rain14000 [27]	11200	2800	Test2800
	Rain1800 [105]	1800	0	-
	Rain800 [115]	700	98	Test100
	Rain100H [105]	0	100	Rain100H
	Rain100L [105]	0	100	Rain100L
	Rain1200 [114]	0	1200	Test1200
	Rain12 [51]	12	0	-
	Raindrop [73]	861	58	Raindrop-A
	Raindrop [73]	0	239	Raindrop-B
Dehazing	RESIDE-ITS [46]	13990	500	SOTS-Indoor
	RESIDE-OTS [46]	313950	500	SOTS-Outdoor
Enhancement (Retouching)	MIT-Adobe FiveK [8]	4500	500	FiveK
	LOL [98]	485	15	LOL

Table 8. Dataset summary on five image processing tasks.

Image Deraining. Following [34, 111], we used a composite training set containing 13,712 clean-rain image pairs collected from multiple datasets [27, 51, 105, 105, 114, 115]. Evaluation was performed on five test sets, Rain100H [105], Rain100L [105], Test100 [115], Test1200 [114], and Test2800 [27]. We trained our MAXIM-2S model over 500k steps with a batch size of 512. For the raindrop removal task, we trained MAXIM-2S on 861 pairs of training images in Raindrop dataset [73] for 80k steps with a batch size of 512, and evaluate on testset A (58 images) and testset B (239 images), respectively.

Image Dehazing. The RESIDE dataset [46] contains two subsets: Indoor Training Set (ITS) which contains 13,990 hazy images generated from 1399 clean ones, and Outdoor Training Set (OTS) that consists of 313,950 hazing images synthesized from 8,970 haze-free outdoor scenes. We evaluated our model on the Synthetic Objective Testing Set (SOTS) [46]: 500 indoor images for ITS-trained, and 500 outdoor images for OTS-trained models, respectively. We trained for 10k and 500 epochs on RESIDE-ITS and RESIDE-OTS using the ℓ_2 loss.

Image Enhancement. We used the MIT-Adobe FiveK [8] dataset provided by [65] for the retouching evaluation: the first 4,500 images for training and the rest 500 for testing. We cropped training images into 512×512 patches with a stride of 256. We also used the LOL dataset [98] which includes 500 pairs of images for low-light enhancement. We trained our model on 485 training images and evaluated on 15 test images. We trained for 14k and 180k steps on FiveK and LOL, respectively.

A.2. Architecture Details

Our proposed general multi-stage and multi-scale framework is illustrated in Fig. 9, where each stage uses a

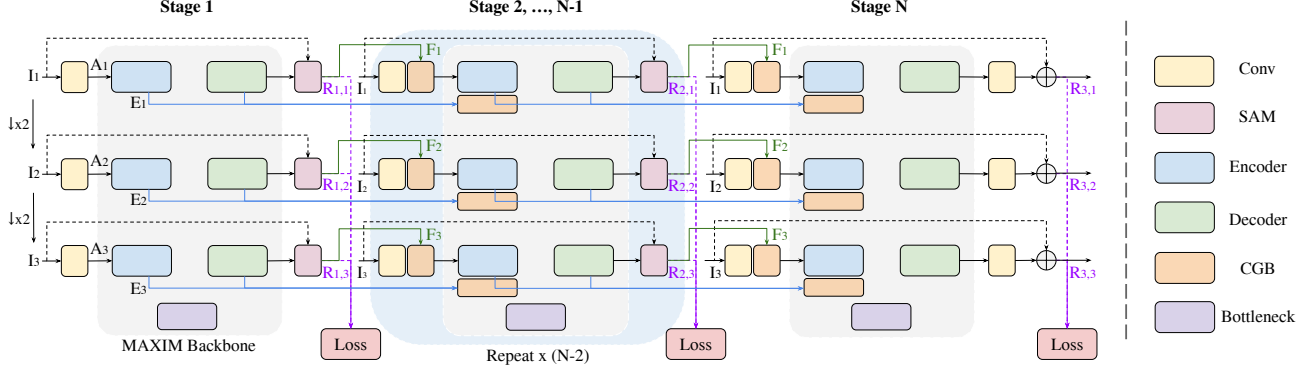


Figure 9. We adopt a general multi-stage framework to improve the performance of MAXIM for challenging restoration tasks. Inspired by [16, 111], we employ the supervised attention module (SAM) and cross-stage feature fusion to help later stages learn. Unlike previous approaches, our MAXIM backbone attains global perception at each layer in each stage due to the proposed multi-axis MLP approaches, making it more powerful in learning global interactions in both low-level and high-level features.

single-stage MAXIM backbone, which is illustrated in the main paper. We leveraged the multi-scale input-output approach [20] to deeply supervise each stage. Specifically, given an input image $\mathbf{I} \in \mathbb{R}^{H \times W \times 3}$, we used the nearest neighbour downscaling method [20] to generate multi-scale input variants: \mathbf{I}_n , $n = 1, 2, 3$, while we adopted a bilinear downscaler to produce the ground truth variants: \mathbf{T}_n , $n = 1, 2, 3$. For each stage, we extracted shallow features from the inputs at each scale using Conv3x3. Except for the first stage, we fused the shallow features with attention features coming from the previous supervised attention module (SAM) [111] using a cross gating block (CGB). We also employed cross-stage feature fusion [16, 111] to help later stages, where the intermediate Encoder and Decoder features from the previous stage are fused with features encoded at the current stage using a CGB (blue lines in Fig. 9).

A.2.1 Configurations

The detailed specifications of the Encoder part for a single-stage MAXIM are shown in Tab. 9. We also provide the input and output shapes of each block and layer. Here Conv3x3.s1.w32 means a Conv layer with 3x3 kernels, stride 1, and 32 channels. MAB and RCAB are the two major components in Encoder / Decoder / Bottleneck. Note that in Bottleneck blocks, we use (Conv1x1) layers to replace Conv3x3 in RCAB.

The Decoder part of MAXIM is symmetric with respect to Tab. 9, and has the same configuration. For the CGB necks, we used $b = d = 16$ for the depths 1 and 2, while $b = d = 8$ is adopted for depth 3. Basically, we set the block and grid sizes as 16 for high-resolution stages (*i.e.* feature size ≥ 128) and 8 for low-resolution stages (*i.e.* feature size < 128). Consequently, the input images need to have both dimensions to be divisible by 64, requiring the images to be padded by a multiplier of 64 during the inference.

Depth	Input shape	Output Shape	Layers
1	$256^2 \times 3$	$256^2 \times 32$	Conv3x3.s1.w32
1	$256^2 \times 32$	$256^2 \times 32$	CGB* ($b = d = 16$)
1	$256^2 \times 32$	$256^2 \times 32$	Conv1x1.s1.w32
1	$256^2 \times 32$	$256^2 \times 32$	$\left\{ \begin{array}{l} \text{MAB}(b = d = 16) \\ \text{RCAB}(3 \times 3, r = 4) \end{array} \right\} \times 2$
1	$256^2 \times 32$	$128^2 \times 32$	Conv3x3.s2.w32
2	$128^2 \times 32$	$128^2 \times 64$	Conv3x3.s1.w64
2	$128^2 \times 64$	$128^2 \times 64$	CGB* ($b = d = 16$)
2	$128^2 \times 64$	$128^2 \times 64$	Conv1x1.s1.w64
2	$128^2 \times 64$	$128^2 \times 64$	$\left\{ \begin{array}{l} \text{MAB}(b = d = 16) \\ \text{RCAB}(3 \times 3, r = 4) \end{array} \right\} \times 2$
2	$128^2 \times 64$	$64^2 \times 64$	Conv3x3.s2.w64
3	$64^2 \times 64$	$64^2 \times 128$	Conv3x3.s1.w128
3	$64^2 \times 128$	$64^2 \times 128$	CGB* ($b = d = 8$)
3	$64^2 \times 128$	$64^2 \times 128$	Conv1x1.s1.w128
3	$64^2 \times 128$	$64^2 \times 128$	$\left\{ \begin{array}{l} \text{MAB}(b = d = 8) \\ \text{RCAB}(3 \times 3, r = 4) \end{array} \right\} \times 2$
3	$64^2 \times 128$	$32^2 \times 128$	Conv3x3.s2.w128
4	$32^2 \times 128$	$32^2 \times 256$	Conv1x1.s1.w256
4	$32^2 \times 256$	$32^2 \times 256$	$\left\{ \begin{array}{l} \text{MAB}(b = d = 8) \\ \text{RCAB}(1 \times 1, r = 4) \end{array} \right\} \times 2$
4	$32^2 \times 256$	$32^2 \times 256$	Conv1x1.s1.w256
4	$32^2 \times 256$	$32^2 \times 256$	$\left\{ \begin{array}{l} \text{MAB}(b = d = 16) \\ \text{RCAB}(1 \times 1, r = 4) \end{array} \right\} \times 2$

Table 9. Detailed architectural specifications of the Encoder part of a single-stage MAXIM backbone. Depth 1-3 denotes Encoder blocks, while depth 4 corresponds to Backbone blocks. Note that in Bottlenecks, we use Conv1x1 in RCAB. * indicates layers that are not employed in the first stage.

A.2.2 Comparison with Other MLPs

In Fig. 10, we show a visual comparison of the approximated effective receptive fields among recent MLP models: MLP-Mixer [87], gMLP [54], Swin-Mixer [57], and our proposed MAXIM. Our approach achieves sparse interactions to obtain both local (red in Fig. 10c) and global dilated (green) spatial communications. Moreover, as shown

Model	Complexity	Fully-conv	Global
MLP-Mixer [87]	$\mathcal{O}(N^2)$	✗	✓
gMLP [54]	$\mathcal{O}(N^2)$	✗	✓
Swin-Mixer [57]	$\mathcal{O}(N)$	✓	✗
MAXIM (ours)	$\mathcal{O}(N)$	✓	✓

Table 10. Comparisons of MAXIM with other MLP models. Our model is both fully-convolutional and global, having a linear complexity with respect to the number of pixels N .

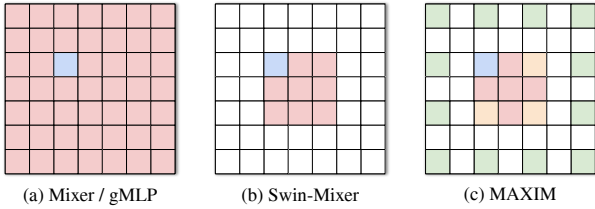


Figure 10. Visualizations of effective receptive fields (shaded area) of the blue pixel for (a) Mixer/gMLP, (b) Swin-Mixer, and (c) our MAXIM. MAXIM attains both local (red) and (dilated) global (green) perception. Yellow pixels are achievable by both local and global branches.

in Tab. 10, unlike previous MLP models, MAXIM obtains both global and fully-convolutional properties with a linear complexity with respect to the number of pixels N .

A.3. JAX Implementations

Here we provide a JAX [6] implementation of the key component of MAXIM, namely the multi-axis gated MLP block (MAB), in Algorithm 1.

A.4. Performance vs. Complexity

We demonstrate the performance vs. complexity trade-off in Tab. 11 as compared with other competing methods for all the tasks. As it can be seen, our model obtains state-of-the-art performance at a very moderate complexity. On denoising, for example, MAXIM-3S has only 21% FLOPs and 70% parameters of MIRNet [110]; on deblurring, our MAXIM-3S model requires only 25% of the number of parameters of the previous best model HINet [16], and merely 19% of the number of parameters of the Transformer model IPT [15]. It is also worth noting that unlike IPT, our model requires no large-scale pre-training to obtain leading performance, making it attractive for low-level tasks where datasets are often at limited scale.

A.5. Additional Experiments

Due to limited space in the main paper, we also show experimental results on deblurring and raindrop removal.

Deblurring on REDS [63]. Tab. 12 shows quantitative comparisons of MAXIM-3S against the winning solution,

Task	Dataset	Model	PSNR	Params	FLOPs
Denoise	SIDD [2]	MPRNet [111]	39.71	15.7M	1176G
		MIRNet [110]	39.72	31.7M	1572G
		MAXIM-3S	39.96	22.2M	339G
Deblur	GoPro [62]	MPRNet [111]	32.66	20.1M	1554G
		HINet [16]	32.71	88.7M	341G
		IPT [15]	32.58	114M	1188G
		MAXIM-3S	32.86	22.2M	339G
Derain	Rain13k (Average)	MSPFN [34]	30.75	21.7M	-
		MPRNet [111]	32.73	3.64M	297G
		MAXIM-2S	33.24	14.1M	216G
Dehaze	Indoor [46]	MSBDN [23]	33.79	31.3M	83G
		FFA-Net [74]	36.36	4.5M	576G
		MAXIM-2S	39.72	14.1M	216G
Enhance	LOL [98]	MIRNet [110]	24.14	31.7M	1572G
		MAXIM-2S	23.43	14.1M	216G

Table 11. Model performance vs. complexity comparison of our model with other competing methods for all the tasks. FLOPs are calculated on an input image of size 256×256 .

REDS [63]		
Method	PSNR	SSIM
MPRNet [111]	28.79	0.911
HINet [16]	<u>28.83</u>	<u>0.862</u>
MAXIM-3S	28.93	0.865

Table 12. Deblurring comparisons on REDS. Our method outperforms previous winning solution (HINet) on the REDS dataset of NTIRE 2021 Image Deblurring Challenge Track 2 JPEG artifacts. The scores are evaluated on 300 images from the validation set. Results are gathered from the authors of [16].

	Raindrop-A [73]		Raindrop-B [73]	
Method	PSNR	SSIM	PSNR	SSIM
AGAN [73]	<u>31.62</u>	0.921	25.05	0.811
DuRN [56]	31.24	0.926	<u>25.32</u>	<u>0.817</u>
Quan [75]	31.36	<u>0.928</u>	-	-
MAXIM-2S	31.87	0.935	25.74	0.827

Table 13. Deraining comparisons on Raindrop removal dataset [73]. Our MAXIM-2S model attains state-of-the-art performance on both Raindrop testset A and B.

HINet [16], and a leading model, MPRNet [111] on the REDS dataset of NTIRE 2021 Image Deblurring Challenge Track 2 JPEG artifacts [63]. The metrics are computed and averaged on 300 validation images. Our MAXIM-3S model surpasses HINet by **0.1** dB of PSNR.

Raindrop removal [73]. Apart from the rain streak removal task reported in the main paper, we also evaluated our MAXIM model on the raindrop removal task. As can be seen in Tab. 13, our model achieved the best performance: **31.87** dB and **25.74** dB PSNR on Raindrop testset A and B.

A.6. More Visual Comparisons

Denoising. Fig. 12 shows denoising results of our model compared with SOTA models on SIDD [2]. Our model recovers more details, yielding visually pleasant outputs.

Deblurring. The visual results on GoPro [62], HIDE [81], RealBlur-J [79], and REDS [63] are shown in Fig. 13, Fig. 14, Fig. 15, and Fig. 16, respectively. Our model outperformed other competing methods on both synthetic and real-world deblurring benchmarks.

Deraining. Qualitative comparisons of our model against SOTA methods on deraining are shown in Fig. 17, Fig. 18, Fig. 19, and Fig. 20.

Raindrop removal. We provide visual comparisons of the raindrop removal task on the Raindrop testset A and B [73] in Fig. 21 and Fig. 22.

Dehazing. We provide dehazing comparisons on the SOTS [46] indoor and outdoor sets in Fig. 23 and Fig. 24.

Retouching. Fig. 25 shows additional comparisons of our model with competing methods on the Five-K dataset [8] provided by [65] for retouching results.

Low-light enhancement. Fig. 26 demonstrates the evaluations on the LOL [98] test set for low-light enhancement.

A.7. Weight Visualizations

Fig. 11 visualizes the spatial projection matrices of the block gMLP and the grid gMLP layers of each stage of MAXIM-3S trained on GoPro [62]. Similar to [54], we also observed that the weights after learning exhibit locality and spatial invariance. Surprisingly, the global grid gMLP layer also learns to perform ‘local’ operations (but on the uniform dilated grid). The spatial weights of block gMLP and grid gMLP in the same layer often demonstrate similar or coupled shapes, which may be attributed to the parallel-branch design in the multi-axis gMLP block. However, we have not observed a clear trend on how these filters at different stages vary.

A.8. Limitations and Discussions

One potential limitation of our model, which is shared with the existing SOTA, is the relatively inadequate generalization to real-world examples. This perhaps can be attributed to the training examples provided by the existing synthesized image restoration benchmarks. Creating more realistic, large-scale datasets through data-generation schemes [82, 94] can improve this shortcoming. Also, we observe that our model tends to slightly overfit certain benchmarks, because we did not apply a strong regularization (*e.g.*, dropout) during training. Even though we find that regularization may result in a small reduction in performance for our models on these benchmarks we evaluated, it is worth exploring in future to effectively improve the generalization of our restoration models.

It is worth mentioning that our model is able to generate high quality sharp images, which are visually comparable to the state-of-the-art generative models [36, 123]. Notably, our model produces more conservative results without hallucinating many nonexistent details, delivering more reliable results than generative models.

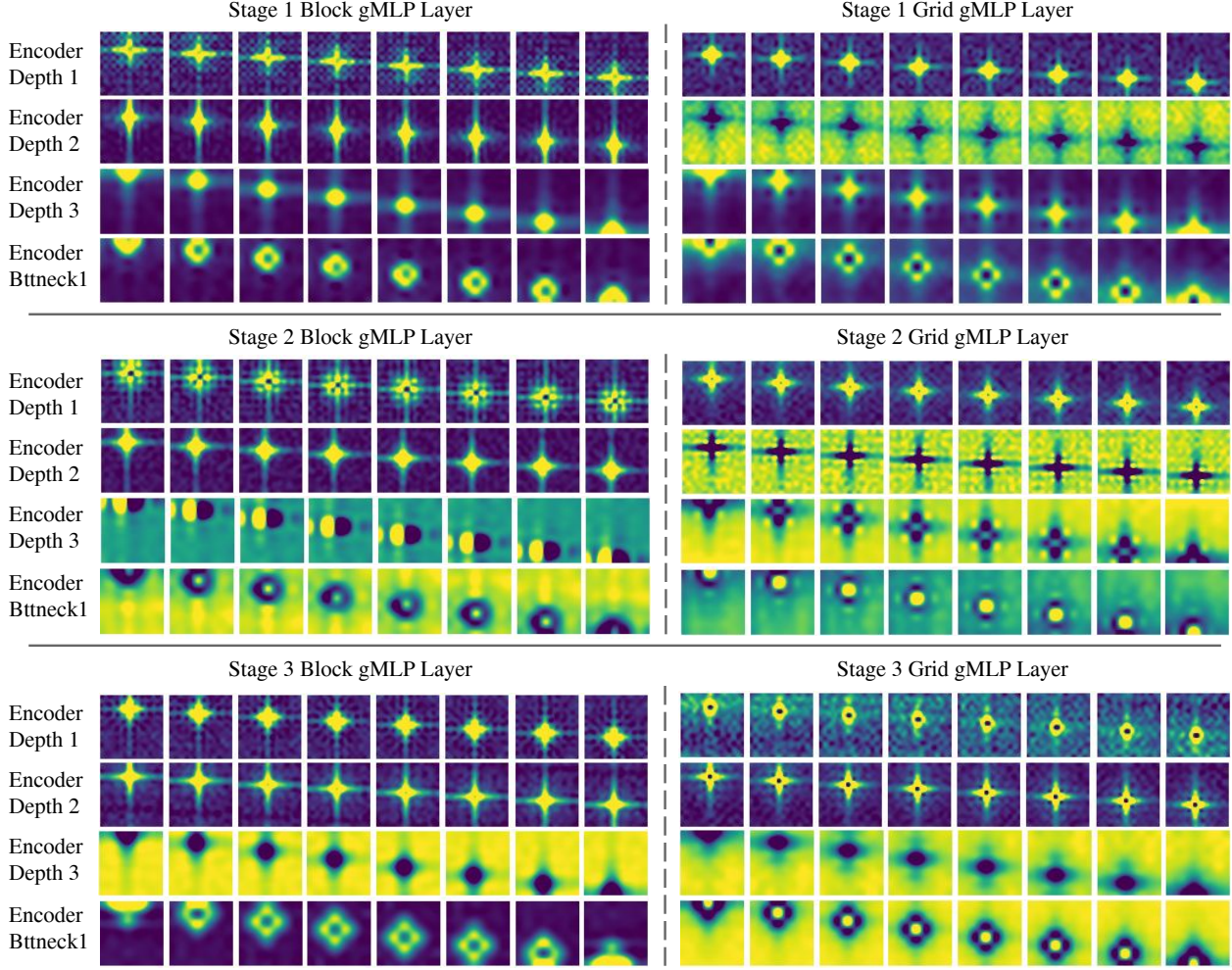


Figure 11. Spatial projection weights in block gMLP and grid gMLP layers of the MAXIM-3S model trained on GoPro [62]. Each row shows the filters (reshaped into 2D) for a reduced set of consecutive channels. The filter sizes for Encoder depth 1 and 2 are 16×16 , while for Encoder depth 3 and Bottleneck1 are 8×8 (resized to the same shape for better visualization). It is worth noting that the weights of block gMLP layers (left) are directly applied on pixels within local windows and shared at each non-overlapping window of the feature maps (similar to strided convolution), while the weights of grid gMLP layers (right) correspond to a global, dilated aggregation overlaid on the entire image.




Figure 12. Visual examples for image denoising on SIDD [2] among VDN [107], DANet [108], MIRNet [110], CycleISP [109], MPRNet [111], and the proposed MAXIM-3S. Our model clearly removed real noise while recovering more details.




Figure 13. Visual examples for image deblurring on GoPro [62] among DMPHN [113], Suin *et al.* [83], MPRNet [111], HINet [16], MIMO-UNet [20], and our MAXIM-3S.

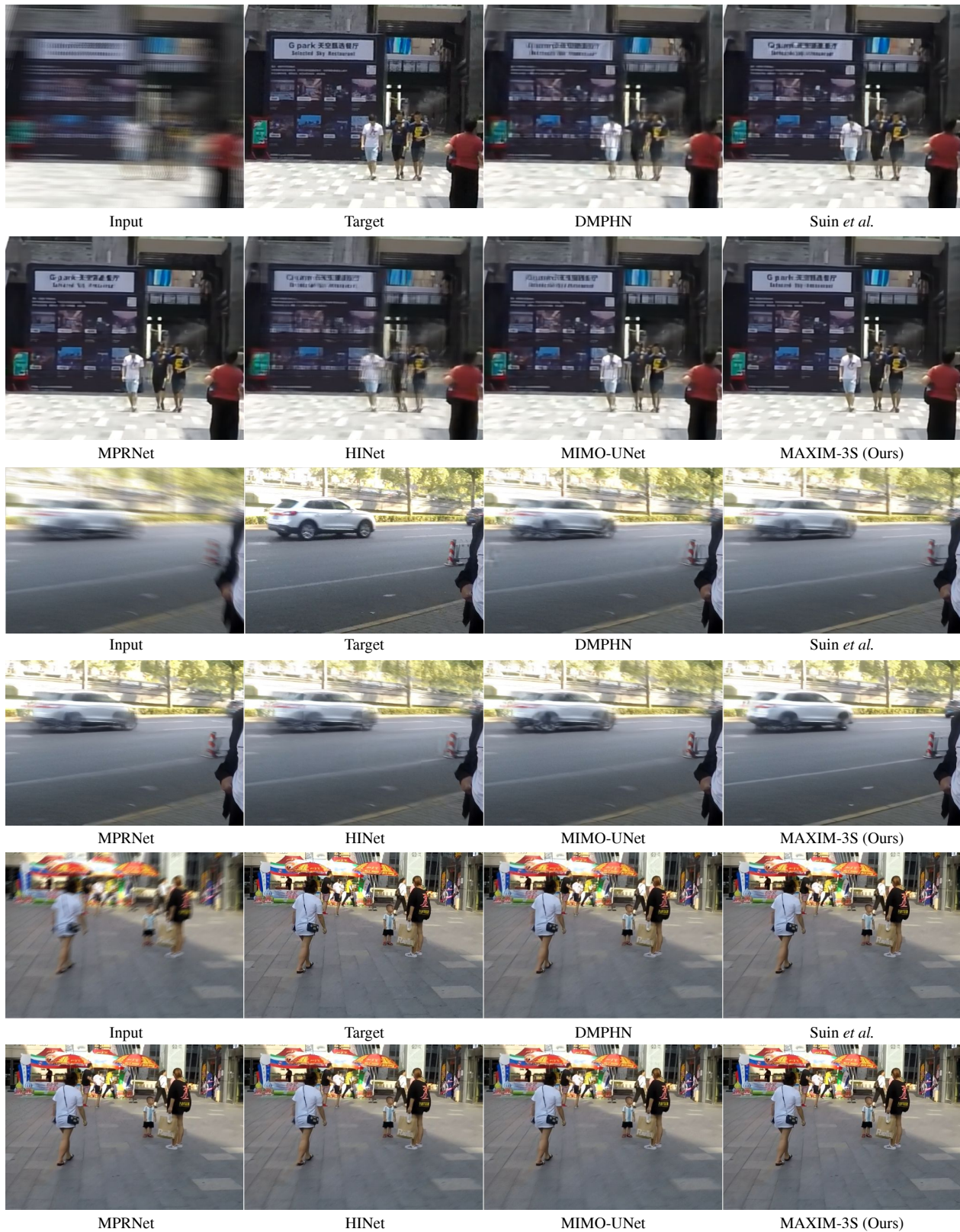


Figure 14. Visual comparisons for image deblurring on HIDE [81] among DMPHN [113], Suin *et al.* [83], MPRNet [111], HINet [16], MIMO-UNet [20], and our MAXIM-3S.




Figure 15. Visual comparisons for image deblurring on RealBlur-J [79] between previous best model MPRNet [111] and MAXIM-3S.



Figure 16. Visual comparisons for image deblurring on REDS [63] between our model and the winning solution, HINet [16], for REDS dataset of the NTIRE 2021 Image Deblurring Challenge Track 2 JPEG artifacts [63].




Figure 17. Visual examples for image deraining on Rain100L [105] among RESCAN [49], PreNet [77], MSPFN [34], MPRNet [111], HINet [16], and our MAXIM-2S model.




Figure 18. Visual examples for image deraining on Rain100H [105]. At extremely high raining levels, our model recovers more details and textures compared to previous competitive methods.




Figure 19. Visual examples for image deraining on Test100 [115]. Our model removes both raining streaks and visible JPEG artifacts.




Figure 20. Visual examples for image deraining on Test1200 [114].




Figure 21. Visual comparisons for raindrop removal on Raindrop-A [73] among AGAN [73], DuRN [56], Quan [75], and MAXIM-2S.



Figure 22. Visual comparisons for raindrop removal on Raindrop testset B [73].




Figure 23. Visual comparisons for image dehazing on SOTS indoor testset [46] among GCANet [14], GridDehaze [55], DuRN [56], MSBDN [23], FFA-Net [74], and our MAXIM-2S.




Figure 24. Visual comparisons for image dehazing on SOTS outdoor testset [46] of MAXIM-2S against other approaches.




Figure 25. Visual comparisons for image retouching on MIT-Adobe FiveK [8] provided by the authors of [65] among CycleGAN [124], Exposure [32], DPE [19], EnlightenGAN [37], UEGAN [65] and MAXIM-2S.

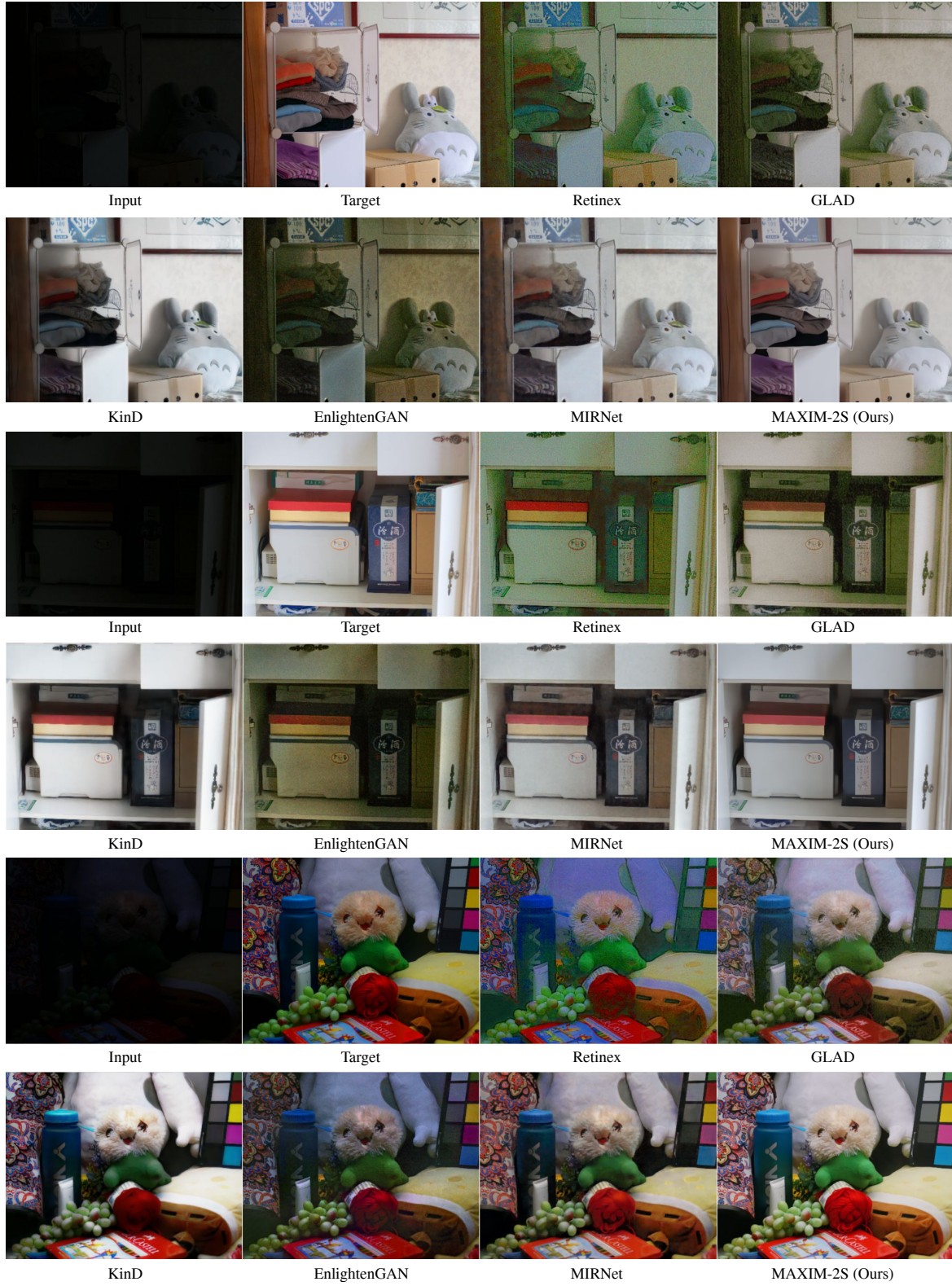


Figure 26. Visual examples for image low-light enhancement on the LOL dataset [98] between Retinex [98], GLAD [92], KinD [122], EnlightenGAN [37], MIRNet [110], and MAXIM-2S. Our model effectively enhances lighting while largely reducing noise, producing higher-quality images compared to other approaches.

Algorithm 1 JAX code implementing the Multi-Axis Gated MLP Block (MAB).

```
from typing import Sequence
import einops
import flax.linen as nn
import jax.numpy as jnp

def block_images(x, patch_size):
    n, h, w, channels = x.shape
    grid_height, grid_width = h // patch_size[0], w // patch_size[1]
    x = einops.rearrange(x, "n_(gh_fh)_(gw_fw)_{c}->n_(gh_gw)_(fh_fw)_{c}",
        gh=grid_height, gw=grid_width, fh=patch_size[0], fw=patch_size[1])
    return x

def unblock_images(x, grid_size, patch_size):
    x = einops.rearrange(x, "n_(gh_gw)_(fh_fw)_{c}->n_(gh_fh)_(gw_fw)_{c}",
        gh=grid_size[0], gw=grid_size[1], fh=patch_size[0], fw=patch_size[1])
    return x

class SpatialGatingUnit(nn.Module):
    """Gated MLP applied on a specified axis: -3 for grid and -2 for block."""
    @nn.compact
    def __call__(self, x, axis=-3):
        u, v = jnp.split(x, 2, axis=-1)
        v = nn.LayerNorm()(v)
        n = x.shape[axis] # get spatial dim at the 'grid' or 'block' axis
        v = jnp.swapaxes(v, -1, axis)
        v = nn.Dense(n)(v)
        v = jnp.swapaxes(v, -1, axis)
        return u * (v + 1.)

class SpatialGmlpLayer(nn.Module):
    """Gated MLP applied on a specified axis: -3 for grid and -2 for block."""
    grid_size: Sequence[int]
    block_size: Sequence[int]
    @nn.compact
    def __call__(self, x, axis=-3):
        n, h, w, num_channels = x.shape
        if axis == -3: # for grid gMLP layer
            gh, gw = self.grid_size
            fh, fw = h // gh, w // gw
        elif axis == -2: # for block gMLP layer
            fh, fw = self.block_size
            gh, gw = h // fh, w // fw
        x = block_images(x, patch_size=(fh, fw))
        y = nn.LayerNorm()(x)
        y = nn.Dense(num_channels * 2)(y)
        y = nn.gelu(y)
        y = SpatialGatingUnit()(y, axis=axis)
        y = nn.Dense(num_channels)(y)
        x = x + y
        x = unblock_images(x, grid_size=(gh, gw), patch_size=(fh, fw))
        return x

class MultiAxisGmlpBlock(nn.Module):
    block_size: Sequence[int]
    grid_size: Sequence[int]
    @nn.compact
    def __call__(self, x):
        shortcut = x
        n, h, w, num_channels = x.shape
        x = nn.LayerNorm()(x)
        x = nn.Dense(num_channels * 2)(x)
        x = nn.gelu(x)
        # split two heads, then applied grid gMLP and block gMLP respectively.
        u, v = jnp.split(x, 2, axis=-1)
        u = SpatialGmlpLayer(grid_size=self.grid_size)(u, axis=-3)
        v = SpatialGmlpLayer(block_size=self.block_size)(v, axis=-2)
        # Concat and output projection
        x = jnp.concatenate([u, v], axis=-1)
        x = nn.Dense(num_channels)(x)
        x = x + shortcut
        return x
```

References

- [1] Darmstadt noise dataset. <https://noise.visinf.tu-darmstadt.de/benchmark>, 2017. Accessed: 2021-10-30. **9**
- [2] Abdelrahman Abdelhamed, Stephen Lin, and Michael S Brown. A high-quality denoising dataset for smartphone cameras. In *CVPR*, pages 1692–1700, 2018. **1, 5, 6, 8, 9, 11, 12, 14**
- [3] Saeed Anwar and Nick Barnes. Real image denoising with feature attention. In *CVPR*, pages 3155–3164, 2019. **5**
- [4] Anurag Arnab, Mostafa Dehghani, Georg Heigold, Chen Sun, Mario Lučić, and Cordelia Schmid. Vivit: A video vision transformer. *arXiv preprint arXiv:2103.15691*, 2021. **1**
- [5] Jimmy Lei Ba, Jamie Ryan Kiros, and Geoffrey E Hinton. Layer normalization. *arXiv preprint arXiv:1607.06450*, 2016. **4**
- [6] James Bradbury, Roy Frostig, Peter Hawkins, Matthew James Johnson, Chris Leary, Dougal Maclaurin, George Necula, Adam Paszke, Jake VanderPlas, Skye Wanderman-Milne, and Qiao Zhang. JAX: composable transformations of Python+NumPy programs, 2018. **11**
- [7] Harold C Burger, Christian J Schuler, and Stefan Harmeling. Image denoising: Can plain neural networks compete with bm3d? In *CVPR*, pages 2392–2399. IEEE, 2012. **5**
- [8] Vladimir Bychkovsky, Sylvain Paris, Eric Chan, and Frédo Durand. Learning photographic global tonal adjustment with a database of input/output image pairs. In *CVPR*, pages 97–104. IEEE, 2011. **1, 5, 6, 8, 9, 12, 27**
- [9] Bolun Cai, Xiangmin Xu, Kui Jia, Chunmei Qing, and Dacheng Tao. Dehazenet: An end-to-end system for single image haze removal. *IEEE TIP*, 25(11):5187–5198, 2016. **7**
- [10] Jiezhong Cao, Yawei Li, Kai Zhang, and Luc Van Gool. Video super-resolution transformer. *arXiv preprint arXiv:2106.06847*, 2021. **1, 2**
- [11] Nicolas Carion, Francisco Massa, Gabriel Synnaeve, Nicolas Usunier, Alexander Kirillov, and Sergey Zagoruyko. End-to-end object detection with transformers. In *ECCV*, pages 213–229. Springer, 2020. **1**
- [12] Meng Chang, Qi Li, Huajun Feng, and Zhihai Xu. Spatial-adaptive network for single image denoising. In *ECCV*, pages 171–187. Springer, 2020. **5**
- [13] Chun-Fu Chen, Quanfu Fan, and Rameswar Panda. Crossvit: Cross-attention multi-scale vision transformer for image classification. *arXiv preprint arXiv:2103.14899*, 2021. **4**
- [14] Dongdong Chen, Mingming He, Qingnan Fan, Jing Liao, Liheng Zhang, Dongdong Hou, Lu Yuan, and Gang Hua. Gated context aggregation network for image dehazing and deraining. In *2019 IEEE winter conference on applications of computer vision (WACV)*, pages 1375–1383. IEEE, 2019. **7, 25**
- [15] Hanting Chen, Yunhe Wang, Tianyu Guo, Chang Xu, Yiping Deng, Zhenhua Liu, Siwei Ma, Chunjing Xu, Chao Xu, and Wen Gao. Pre-trained image processing transformer. In *CVPR*, pages 12299–12310, 2021. **1, 2, 3, 5, 11**
- [16] Liangyu Chen, Xin Lu, Jie Zhang, Xiaojie Chu, and Chengpeng Chen. Hinet: Half instance normalization network for image restoration. In *CVPRW*, pages 182–192, 2021. **1, 2, 4, 5, 6, 7, 10, 11, 15, 16, 18, 19**
- [17] Li-Heng Chen, Christos G Bampis, Zhi Li, Andrey Norkin, and Alan C Bovik. Proxiqa: A proxy approach to perceptual optimization of learned image compression. *IEEE TIP*, 30:360–373, 2020. **1, 2**
- [18] Yilun Chen, Zhicheng Wang, Yuxiang Peng, Zhiqiang Zhang, Gang Yu, and Jian Sun. Cascaded pyramid network for multi-person pose estimation. In *CVPR*, pages 7103–7112, 2018. **2, 4**
- [19] Yu-Sheng Chen, Yu-Ching Wang, Man-Hsin Kao, and Yung-Yu Chuang. Deep photo enhancer: Unpaired learning for image enhancement from photographs with gans. In *CVPR*, pages 6306–6314, 2018. **8, 27**
- [20] Sung-Jin Cho, Seo-Won Ji, Jun-Pyo Hong, Seung-Won Jung, and Sung-Jea Ko. Rethinking coarse-to-fine approach in single image deblurring. In *ICCV*, pages 4641–4650, 2021. **1, 2, 3, 4, 5, 6, 10, 15, 16**
- [21] Kostadin Dabov, Alessandro Foi, Vladimir Katkovnik, and Karen Egiazarian. Image denoising by sparse 3-d transform-domain collaborative filtering. *IEEE TIP*, 16(8):2080–2095, 2007. **5**
- [22] Mauricio Delbracio, Hossein Talebi, and Peyman Milanfar. Projected distribution loss for image enhancement. *ICCP*, 2021. **1**
- [23] Hang Dong, Jinshan Pan, Lei Xiang, Zhe Hu, Xinyi Zhang, Fei Wang, and Ming-Hsuan Yang. Multi-scale boosted dehazing network with dense feature fusion. In *CVPR*, pages 2157–2167, 2020. **2, 7, 11, 25**
- [24] Alexey Dosovitskiy, Lucas Beyer, Alexander Kolesnikov, Dirk Weissenborn, Xiaohua Zhai, Thomas Unterthiner, Mostafa Dehghani, Matthias Minderer, Georg Heigold, Sylvain Gelly, Jakob Uszkoreit, and Neil Houlsby. An image is worth 16x16 words: Transformers for image recognition at scale. In *ICLR*, 2021. **1, 2, 3, 8**
- [25] Yazan Abu Farha and Jurgen Gall. Ms-tcn: Multi-stage temporal convolutional network for action segmentation. In *CVPR*, pages 3575–3584, 2019. **2**
- [26] Xueyang Fu, Jiabin Huang, Xinghao Ding, Yinghao Liao, and John Paisley. Clearing the skies: A deep network architecture for single-image rain removal. *IEEE TIP*, 26(6):2944–2956, 2017. **7**
- [27] Xueyang Fu, Jiabin Huang, Delu Zeng, Yue Huang, Xinghao Ding, and John Paisley. Removing rain from single images via a deep detail network. In *CVPR*, pages 3855–3863, 2017. **7, 9**
- [28] Hongyun Gao, Xin Tao, Xiaoyong Shen, and Jiaya Jia. Dynamic scene deblurring with parameter selective sharing and nested skip connections. In *CVPR*, pages 3848–3856, 2019. **5**
- [29] Shi Guo, Zifei Yan, Kai Zhang, Wangmeng Zuo, and Lei Zhang. Toward convolutional blind denoising of real photographs. In *CVPR*, pages 1712–1722, 2019. **5**
- [30] Dan Hendrycks and Kevin Gimpel. Gaussian error linear units (gelus). *arXiv preprint arXiv:1606.08415*, 2016. **4**

- [31] Jie Hu, Li Shen, and Gang Sun. Squeeze-and-excitation networks. In *Proceedings of the IEEE conference on computer vision and pattern recognition*, pages 7132–7141, 2018. [3](#)
- [32] Yuanming Hu, Hao He, Chenxi Xu, Baoyuan Wang, and Stephen Lin. Exposure: A white-box photo post-processing framework. *ACM TOG*, 37(2):1–17, 2018. [8](#), [27](#)
- [33] Zhe Hu, Sunghyun Cho, Jue Wang, and Ming-Hsuan Yang. Deblurring low-light images with light streaks. In *CVPR*, pages 3382–3389, 2014. [5](#)
- [34] Kui Jiang, Zhongyuan Wang, Peng Yi, Chen Chen, Baojin Huang, Yimin Luo, Jiayi Ma, and Junjun Jiang. Multi-scale progressive fusion network for single image deraining. In *CVPR*, pages 8346–8355, 2020. [1](#), [2](#), [6](#), [7](#), [9](#), [11](#), [19](#)
- [35] Liming Jiang, Bo Dai, Wayne Wu, and Chen Change Loy. Focal frequency loss for image reconstruction and synthesis. In *ICCV*, pages 13919–13929, 2021. [5](#)
- [36] Yifan Jiang, Shiyu Chang, and Zhangyang Wang. Transgan: Two transformers can make one strong gan. *arXiv preprint arXiv:2102.07074*, 1(3), 2021. [12](#)
- [37] Yifan Jiang, Xinyu Gong, Ding Liu, Yu Cheng, Chen Fang, Xiaohui Shen, Jianchao Yang, Pan Zhou, and Zhangyang Wang. Enlighten: Deep light enhancement without paired supervision. *IEEE TIP*, 30:2340–2349, 2021. [1](#), [2](#), [27](#), [28](#)
- [38] Yoonsik Kim, Jae Woong Soh, Gu Yong Park, and Nam Ik Cho. Transfer learning from synthetic to real-noise denoising with adaptive instance normalization. In *CVPR*, pages 3482–3492, 2020. [5](#)
- [39] Diederik P Kingma and Jimmy Ba. Adam: A method for stochastic optimization. *arXiv preprint arXiv:1412.6980*, 2014. [5](#)
- [40] Orest Kupyn, Volodymyr Budzan, Mykola Mykhailych, Dmytro Mishkin, and Jiří Matas. Deblurgan: Blind motion deblurring using conditional adversarial networks. In *CVPR*, pages 8183–8192, 2018. [5](#)
- [41] Orest Kupyn, Tetiana Martyniuk, Junru Wu, and Zhangyang Wang. Deblurgan-v2: Deblurring (orders-of-magnitude) faster and better. In *ICCV*, pages 8878–8887, 2019. [1](#), [2](#), [5](#)
- [42] Wei-Sheng Lai, Jia-Bin Huang, Narendra Ahuja, and Ming-Hsuan Yang. Deep laplacian pyramid networks for fast and accurate super-resolution. In *CVPR*, pages 624–632, 2017. [1](#)
- [43] Christian Ledig, Lucas Theis, Ferenc Huszár, Jose Caballero, Andrew Cunningham, Alejandro Acosta, Andrew Aitken, Alykhan Tejani, Johannes Totz, Zehan Wang, et al. Photo-realistic single image super-resolution using a generative adversarial network. In *CVPR*, pages 4681–4690, 2017. [1](#), [2](#)
- [44] James Lee-Thorp, Joshua Ainslie, Ilya Eckstein, and Santiago Ontanon. Fnet: Mixing tokens with fourier transforms. *arXiv preprint arXiv:2105.03824*, 2021. [1](#), [2](#), [3](#), [8](#)
- [45] Boyi Li, Xiulian Peng, Zhangyang Wang, Jizheng Xu, and Dan Feng. Aod-net: All-in-one dehazing network. In *ICCV*, pages 4770–4778, 2017. [2](#)
- [46] Boyi Li, Wenqi Ren, Dengpan Fu, Dacheng Tao, Dan Feng, Wenjun Zeng, and Zhangyang Wang. Benchmarking single-image dehazing and beyond. *IEEE TIP*, 28(1):492–505, 2019. [1](#), [5](#), [6](#), [7](#), [9](#), [11](#), [12](#), [25](#), [26](#)
- [47] Shi-Jie Li, Yazan AbuFarha, Yun Liu, Ming-Ming Cheng, and Juergen Gall. Ms-tcn++: Multi-stage temporal convolutional network for action segmentation. *IEEE Transactions on Pattern Analysis and Machine Intelligence*, pages 1–1, 2020. [2](#)
- [48] Wenbo Li, Zhicheng Wang, Binyi Yin, Qixiang Peng, Yuming Du, Tianzi Xiao, Gang Yu, Hongtao Lu, Yichen Wei, and Jian Sun. Rethinking on multi-stage networks for human pose estimation. *arXiv preprint arXiv:1901.00148*, 2019. [2](#), [4](#)
- [49] Xia Li, Jianlong Wu, Zhouchen Lin, Hong Liu, and Hongbin Zha. Recurrent squeeze-and-excitation context aggregation net for single image deraining. In *ECCV*, pages 254–269, 2018. [7](#), [19](#)
- [50] Yinxiao Li, Pengchong Jin, Feng Yang, Ce Liu, Ming-Hsuan Yang, and Peyman Milanfar. Comisr: Compression-informed video super-resolution. In *ICCV*, 2021. [1](#), [2](#)
- [51] Yu Li, Robby T Tan, Xiaojie Guo, Jiangbo Lu, and Michael S Brown. Rain streak removal using layer priors. In *CVPR*, pages 2736–2744, 2016. [9](#)
- [52] Jingyun Liang, Jiezhong Cao, Guolei Sun, Kai Zhang, Luc Van Gool, and Radu Timofte. Swinir: Image restoration using swin transformer. In *IEEE Int. Conf. Comput. Vis. Worksh.*, 2021. [1](#), [2](#)
- [53] Ding Liu, Bihan Wen, Yuchen Fan, Chen Change Loy, and Thomas S Huang. Non-local recurrent network for image restoration. *arXiv preprint arXiv:1806.02919*, 2018. [2](#)
- [54] Hanxiao Liu, Zihang Dai, David R So, and Quoc V Le. Pay attention to mlps. *arXiv preprint arXiv:2105.08050*, 2021. [1](#), [2](#), [3](#), [4](#), [8](#), [10](#), [11](#), [12](#)
- [55] Xiaohong Liu, Yongrui Ma, Zhihao Shi, and Jun Chen. Griddehazenet: Attention-based multi-scale network for image dehazing. In *ICCV*, pages 7314–7323, 2019. [7](#), [25](#)
- [56] Xing Liu, Masanori Suganuma, Zhun Sun, and Takayuki Okatani. Dual residual networks leveraging the potential of paired operations for image restoration. In *CVPR*, pages 7007–7016, 2019. [7](#), [11](#), [23](#), [25](#)
- [57] Ze Liu, Yutong Lin, Yue Cao, Han Hu, Yixuan Wei, Zheng Zhang, Stephen Lin, and Baining Guo. Swin transformer: Hierarchical vision transformer using shifted windows. *ICCV*, 2021. [1](#), [10](#), [11](#)
- [58] Zheng Liu, Botao Xiao, Muhammad Alrabeiah, Keyan Wang, and Jun Chen. Single image dehazing with a generic model-agnostic convolutional neural network. *IEEE Signal Processing Letters*, 26(6):833–837, 2019. [7](#)
- [59] Ilya Loshchilov and Frank Hutter. Sgdr: Stochastic gradient descent with warm restarts. *arXiv preprint arXiv:1608.03983*, 2016. [5](#)
- [60] Erik Matlin and Peyman Milanfar. Removal of haze and noise from a single image. In *Computational Imaging X*, volume 8296, page 82960T. International Society for Optics and Photonics, 2012. [1](#)

- [61] Zibo Meng, Runsheng Xu, and Chiu Man Ho. Gia-net: Global information aware network for low-light imaging. In *European Conference on Computer Vision*, pages 327–342. Springer, 2020. 1
- [62] Seungjun Nah, Tae Hyun Kim, and Kyoung Mu Lee. Deep multi-scale convolutional neural network for dynamic scene deblurring. In *CVPR*, pages 3883–3891, 2017. 1, 5, 6, 7, 9, 11, 12, 13, 15
- [63] Seungjun Nah, Sanghyun Son, Suyoung Lee, Radu Timofte, and Kyoung Mu Lee. Ntire 2021 challenge on image deblurring. In *CVPR Workshops*, pages 149–165, June 2021. 7, 9, 11, 12, 18
- [64] Seungjun Nah, Sanghyun Son, Suyoung Lee, Radu Timofte, and Kyoung Mu Lee. Ntire 2021 challenge on image deblurring. In *Proceedings of the IEEE/CVF Conference on Computer Vision and Pattern Recognition*, pages 149–165, 2021. 9
- [65] Zhangkai Ni, Wenhan Yang, Shiqi Wang, Lin Ma, and Sam Kwong. Towards unsupervised deep image enhancement with generative adversarial network. *IEEE TIP*, 29:9140–9151, 2020. 8, 9, 12, 27
- [66] Ben Niu, Weilei Wen, Wenqi Ren, Xiangde Zhang, Lianping Yang, Shuzhen Wang, Kaihao Zhang, Xiaochun Cao, and Haifeng Shen. Single image super-resolution via a holistic attention network. In *ECCV*, pages 191–207. Springer, 2020. 1, 2
- [67] Ozan Oktay, Jo Schlemper, Loic Le Folgoc, Matthew Lee, Mattias Heinrich, Kazunari Misawa, Kensaku Mori, Steven McDonagh, Nils Y Hammerla, Bernhard Kainz, et al. Attention u-net: Learning where to look for the pancreas. *arXiv preprint arXiv:1804.03999*, 2018. 3, 4
- [68] Jinshan Pan, Deqing Sun, Hanspeter Pfister, and Ming-Hsuan Yang. Blind image deblurring using dark channel prior. In *CVPR*, pages 1628–1636, 2016. 5
- [69] Dongwon Park, Dong Un Kang, Jisoo Kim, and Se Young Chun. Multi-temporal recurrent neural networks for progressive non-uniform single image deblurring with incremental temporal training. In *ECCV*, pages 327–343. Springer, 2020. 4, 5
- [70] Ethan Perez, Florian Strub, Harm De Vries, Vincent Dumoulin, and Aaron Courville. Film: Visual reasoning with a general conditioning layer. In *AAAI*, volume 32, 2018. 4
- [71] Olivier Petit, Nicolas Thome, Clement Rambour, Loic Teymyr, Toby Collins, and Luc Soler. U-net transformer: self and cross attention for medical image segmentation. In *International Workshop on Machine Learning in Medical Imaging*, pages 267–276. Springer, 2021. 3, 4
- [72] Tobias Plotz and Stefan Roth. Benchmarking denoising algorithms with real photographs. In *CVPR*, pages 1586–1595, 2017. 5, 6, 9
- [73] Rui Qian, Robby T Tan, Wenhan Yang, Jiajun Su, and Jiaying Liu. Attentive generative adversarial network for rain-drop removal from a single image. In *CVPR*, pages 2482–2491, 2018. 7, 9, 11, 12, 23, 24
- [74] Xu Qin, Zhilin Wang, Yuanchao Bai, Xiaodong Xie, and Huizhu Jia. Ffa-net: Feature fusion attention network for single image dehazing. In *AAAI*, volume 34, pages 11908–11915, 2020. 7, 11, 25
- [75] Yuhui Quan, Shijie Deng, Yixin Chen, and Hui Ji. Deep learning for seeing through window with raindrops. In *Proceedings of the IEEE/CVF International Conference on Computer Vision*, pages 2463–2471, 2019. 11, 23
- [76] Yongming Rao, Wenliang Zhao, Zheng Zhu, Jiwen Lu, and Jie Zhou. Global filter networks for image classification. *arXiv preprint arXiv:2107.00645*, 2021. 1, 2, 3, 8
- [77] Dongwei Ren, Wangmeng Zuo, Qinghua Hu, Pengfei Zhu, and Deyu Meng. Progressive image deraining networks: A better and simpler baseline. In *CVPR*, pages 3937–3946, 2019. 4, 7, 19
- [78] Wenqi Ren, Lin Ma, Jiawei Zhang, Jinshan Pan, Xiaochun Cao, Wei Liu, and Ming-Hsuan Yang. Gated fusion network for single image dehazing. In *CVPR*, 2018. 7
- [79] Jaesung Rim, Haeyun Lee, Jucheol Won, and Sunghyun Cho. Real-world blur dataset for learning and benchmarking deblurring algorithms. In *ECCV*, pages 184–201. Springer, 2020. 5, 6, 9, 12, 17
- [80] Olaf Ronneberger, Philipp Fischer, and Thomas Brox. U-net: Convolutional networks for biomedical image segmentation. In *International Conference on Medical image computing and computer-assisted intervention*, pages 234–241. Springer, 2015. 2, 3
- [81] Ziyi Shen, Wenguan Wang, Xiankai Lu, Jianbing Shen, Haibin Ling, Tingfa Xu, and Ling Shao. Human-aware motion deblurring. In *ICCV*, pages 5572–5581, 2019. 2, 5, 6, 9, 12, 16
- [82] Sanghyun Son, Jaeha Kim, Wei-Sheng Lai, Ming-Hsuan Yang, and Kyoung Mu Lee. Toward real-world super-resolution via adaptive downsampling models. *IEEE transactions on pattern analysis and machine intelligence*, 2021. 12
- [83] Maitreya Suin, Kuldeep Purohit, and AN Rajagopalan. Spatially-attentive patch-hierarchical network for adaptive motion deblurring. In *CVPR*, pages 3606–3615, 2020. 4, 5, 6, 15, 16
- [84] Ke Sun, Bin Xiao, Dong Liu, and Jingdong Wang. Deep high-resolution representation learning for human pose estimation. In *CVPR*, pages 5693–5703, 2019. 3
- [85] Peize Sun, Yi Jiang, Rufeng Zhang, Enze Xie, Jinkun Cao, Xinting Hu, Tao Kong, Zehuan Yuan, Changhu Wang, and Ping Luo. Transtrack: Multiple-object tracking with transformer. *arXiv preprint arXiv:2012.15460*, 2020. 1
- [86] Xin Tao, Hongyun Gao, Xiaoyong Shen, Jue Wang, and Ji-aya Jia. Scale-recurrent network for deep image deblurring. In *CVPR*, pages 8174–8182, 2018. 5
- [87] Ilya Tolstikhin, Neil Houlsby, Alexander Kolesnikov, Lucas Beyer, Xiaohua Zhai, Thomas Unterthiner, Jessica Yung, Andreas Steiner, Daniel Keysers, Jakob Uszkoreit, et al. Mlp-mixer: An all-mlp architecture for vision. *arXiv preprint arXiv:2105.01601*, 2021. 1, 2, 3, 8, 10, 11
- [88] Hugo Touvron, Piotr Bojanowski, Mathilde Caron, Matthieu Cord, Alaaeldin El-Nouby, Edouard Grave, Gautier Izacard, Armand Joulin, Gabriel Synnaeve, Jakob Verbeek, et al. Resmlp: Feedforward networks for image classification with data-efficient training. *arXiv preprint arXiv:2105.03404*, 2021. 2

- [89] Ashish Vaswani, Prajit Ramachandran, Aravind Srinivas, Niki Parmar, Blake Hechtman, and Jonathon Shlens. Scaling local self-attention for parameter efficient visual backbones. In *CVPR*, pages 12894–12904, 2021. 1
- [90] Ashish Vaswani, Noam Shazeer, Niki Parmar, Jakob Uszkoreit, Llion Jones, Aidan N Gomez, Łukasz Kaiser, and Illia Polosukhin. Attention is all you need. In *NeurIPS*, pages 5998–6008, 2017. 2, 4
- [91] Tianyu Wang, Xin Yang, Ke Xu, Shaozhe Chen, Qiang Zhang, and Rynson WH Lau. Spatial attentive single-image deraining with a high quality real rain dataset. In *CVPR*, pages 12270–12279, 2019. 1, 2
- [92] Wenjing Wang, Chen Wei, Wenhan Yang, and Jiaying Liu. Gladnet: Low-light enhancement network with global awareness. In *2018 13th IEEE International Conference on Automatic Face & Gesture Recognition (FG 2018)*, pages 751–755. IEEE, 2018. 8, 28
- [93] Xiaolong Wang, Ross Girshick, Abhinav Gupta, and Kaiming He. Non-local neural networks. In *CVPR*, pages 7794–7803, 2018. 2
- [94] Xintao Wang, Liangbin Xie, Chao Dong, and Ying Shan. Real-esrgan: Training real-world blind super-resolution with pure synthetic data. In *Proceedings of the IEEE/CVF International Conference on Computer Vision*, pages 1905–1914, 2021. 12
- [95] Xintao Wang, Ke Yu, Shixiang Wu, Jinjin Gu, Yihao Liu, Chao Dong, Yu Qiao, and Chen Change Loy. Esrgan: Enhanced super-resolution generative adversarial networks. In *IEEE Eur. Conf. Comput. Vis. Worksh.*, pages 0–0, 2018. 1, 2
- [96] Zhou Wang, Alan C Bovik, Hamid R Sheikh, and Eero P Simoncelli. Image quality assessment: from error visibility to structural similarity. *IEEE TIP*, 13:600–612, 2004. 5
- [97] Zhendong Wang, Xiaodong Cun, Jianmin Bao, and Jianzhuang Liu. Uformer: A general u-shaped transformer for image restoration. *arXiv preprint arXiv:2106.03106*, 2021. 2
- [98] Chen Wei, Wenjing Wang, Wenhan Yang, and Jiaying Liu. Deep retinex decomposition for low-light enhancement. *arXiv preprint arXiv:1808.04560*, 2018. 5, 6, 8, 9, 11, 12, 28
- [99] Wei Wei, Deyu Meng, Qian Zhao, Zongben Xu, and Ying Wu. Semi-supervised transfer learning for image rain removal. In *CVPR*, pages 3877–3886, 2019. 7
- [100] Sanghyun Woo, Jongchan Park, Joon-Young Lee, and In So Kweon. Cbam: Convolutional block attention module. In *ECCV*, pages 3–19, 2018. 3
- [101] Haiyan Wu, Yanyun Qu, Shaohui Lin, Jian Zhou, Ruizhi Qiao, Zhizhong Zhang, Yuan Xie, and Lizhuang Ma. Contrastive learning for compact single image dehazing. In *CVPR*, pages 10551–10560, 2021. 7
- [102] Enze Xie, Wenhai Wang, Zhiding Yu, Anima Anandkumar, Jose M Alvarez, and Ping Luo. Segformer: Simple and efficient design for semantic segmentation with transformers. *arXiv preprint arXiv:2105.15203*, 2021. 1
- [103] Li Xu, Shicheng Zheng, and Jiaya Jia. Unnatural l0 sparse representation for natural image deblurring. In *CVPR*, pages 1107–1114, 2013. 5
- [104] Runsheng Xu, Hao Xiang, Zhengzhong Tu, Xin Xia, Ming-Hsuan Yang, and Jiaqi Ma. V2x-vit: Vehicle-to-everything cooperative perception with vision transformer. *arXiv preprint arXiv:2203.10638*, 2022. 1
- [105] Wenhan Yang, Robby T Tan, Jiashi Feng, Jiaying Liu, Zongming Guo, and Shuicheng Yan. Deep joint rain detection and removal from a single image. In *CVPR*, pages 1357–1366, 2017. 1, 7, 9, 19, 20
- [106] Rajeev Yasarla and Vishal M Patel. Uncertainty guided multi-scale residual learning-using a cycle spinning cnn for single image de-raining. In *CVPR*, pages 8405–8414, 2019. 7
- [107] Zongsheng Yue, Hongwei Yong, Qian Zhao, Lei Zhang, and Deyu Meng. Variational denoising network: Toward blind noise modeling and removal. *arXiv preprint arXiv:1908.11314*, 2019. 5, 6, 14
- [108] Zongsheng Yue, Qian Zhao, Lei Zhang, and Deyu Meng. Dual adversarial network: Toward real-world noise removal and noise generation. In *ECCV*, pages 41–58. Springer, 2020. 6, 14
- [109] Syed Waqas Zamir, Aditya Arora, Salman Khan, Munawar Hayat, Fahad Shahbaz Khan, Ming-Hsuan Yang, and Ling Shao. Cycleisp: Real image restoration via improved data synthesis. In *CVPR*, pages 2696–2705, 2020. 5, 6, 14
- [110] Syed Waqas Zamir, Aditya Arora, Salman Khan, Munawar Hayat, Fahad Shahbaz Khan, Ming-Hsuan Yang, and Ling Shao. Learning enriched features for real image restoration and enhancement. In *ECCV*, pages 492–511. Springer, 2020. 1, 2, 3, 5, 6, 8, 11, 14, 28
- [111] Syed Waqas Zamir, Aditya Arora, Salman Khan, Munawar Hayat, Fahad Shahbaz Khan, Ming-Hsuan Yang, and Ling Shao. Multi-stage progressive image restoration. In *CVPR*, pages 14821–14831, 2021. 1, 2, 3, 4, 5, 6, 7, 9, 10, 11, 14, 15, 16, 17, 19
- [112] Hongyi Zhang, Moustapha Cisse, Yann N Dauphin, and David Lopez-Paz. mixup: Beyond empirical risk minimization. *arXiv preprint arXiv:1710.09412*, 2017. 5
- [113] Hongguang Zhang, Yuchao Dai, Hongdong Li, and Piotr Koniusz. Deep stacked hierarchical multi-patch network for image deblurring. In *CVPR*, pages 5978–5986, 2019. 1, 2, 4, 5, 6, 15, 16
- [114] He Zhang and Vishal M Patel. Density-aware single image de-raining using a multi-stream dense network. In *CVPR*, pages 695–704, 2018. 7, 9, 22
- [115] He Zhang, Vishwanath Sindagi, and Vishal M Patel. Image de-raining using a conditional generative adversarial network. *IEEE TCSVT*, 30(11):3943–3956, 2019. 7, 9, 21
- [116] Han Zhang, Tao Xu, Hongsheng Li, Shaoting Zhang, Xiaogang Wang, Xiaolei Huang, and Dimitris N Metaxas. Stackgan: Text to photo-realistic image synthesis with stacked generative adversarial networks. In *ICCV*, pages 5907–5915, 2017. 2
- [117] Han Zhang, Tao Xu, Hongsheng Li, Shaoting Zhang, Xiaogang Wang, Xiaolei Huang, and Dimitris N Metaxas. Stackgan++: Realistic image synthesis with stacked generative adversarial networks. *IEEE TPAMI*, 41(8):1947–1962, 2018. 2

- [118] Jiawei Zhang, Jinshan Pan, Jimmy Ren, Yibing Song, Linchao Bao, Rynson WH Lau, and Ming-Hsuan Yang. Dynamic scene deblurring using spatially variant recurrent neural networks. In *CVPR*, pages 2521–2529, 2018. [5](#)
- [119] Kaihao Zhang, Wenhan Luo, Yiran Zhong, Lin Ma, Bjorn Stenger, Wei Liu, and Hongdong Li. Deblurring by realistic blurring. In *CVPR*, pages 2737–2746, 2020. [5](#)
- [120] Kai Zhang, Wangmeng Zuo, Yunjin Chen, Deyu Meng, and Lei Zhang. Beyond a gaussian denoiser: Residual learning of deep cnn for image denoising. *IEEE TIP*, 26(7):3142–3155, 2017. [1](#), [2](#), [5](#)
- [121] Yulun Zhang, Yapeng Tian, Yu Kong, Bineng Zhong, and Yun Fu. Residual dense network for image super-resolution. In *CVPR*, pages 2472–2481, 2018. [1](#), [2](#)
- [122] Yonghua Zhang, Jiawan Zhang, and Xiaojie Guo. Kindling the darkness: A practical low-light image enhancer. In *ACM MM*, pages 1632–1640, 2019. [8](#), [28](#)
- [123] Long Zhao, Zizhao Zhang, Ting Chen, Dimitris N Metaxas, and Han Zhang. Improved transformer for high-resolution gans. *arXiv preprint arXiv:2106.07631*, 2021. [3](#), [12](#)
- [124] Jun-Yan Zhu, Taesung Park, Phillip Isola, and Alexei A Efros. Unpaired image-to-image translation using cycle-consistent adversarial networks. In *ICCV*, pages 2223–2232, 2017. [8](#), [27](#)
- [125] Xiang Zhu, Filip Šroubek, and Peyman Milanfar. Deconvolving psfs for a better motion deblurring using multiple images. In *European Conference on Computer Vision*, pages 636–647. Springer, 2012. [1](#)