

Coherence-Based Distributed Document Representation Learning for Scientific Documents

Shicheng Tan

Shu Zhao*

Yanping Zhang*

Key Laboratory of Intelligent Computing and Signal Processing, Ministry of Education, Anhui Province 230601, P.R. China

School of Computer Science and Technology, Anhui University, Hefei, Anhui Province 230601, P.R. China
Information Materials and Intelligent Sensing Laboratory of Anhui Province, Anhui Province 230601, P.R. China
tsctan@foxmail.com, zhaoshuzs2002@hotmail.com, zhangyp2@gmail.com

ABSTRACT

Distributed document representation is one of the basic problems in natural language processing. Currently distributed document representation methods mainly consider the context information of words or sentences. These methods do not take into account the coherence of the document as a whole, e.g., a relation between the paper title and abstract, headline and description, or adjacent bodies in the document. The coherence shows whether a document is meaningful, both logically and syntactically, especially in scientific documents (papers or patents, etc.). In this paper, we propose a coupled text pair embedding (CTPE) model to learn the representation of scientific documents, which maintains the coherence of the document with coupled text pairs formed by segmenting the document. First, we divide the document into two parts (e.g., title and abstract, etc) which construct a coupled text pair. Then, we adopt negative sampling to construct uncoupled text pairs whose two parts are from different documents. Finally, we train the model to judge whether the text pair is coupled or uncoupled and use the obtained embedding of coupled text pairs as the embedding of documents. We perform experiments on three datasets for one information retrieval task and two recommendation tasks. The experimental results verify the effectiveness of the proposed CTPE model.

CCS CONCEPTS

• **Information systems** → **Document representation**; • **Computing methodologies** → **Natural language processing**; *Information extraction*; • **Applied computing** → *Document searching*.

KEYWORDS

document representation learning, coherence, neural networks, information retrieval, scientific documents

1 INTRODUCTION

Distributed document representation aims some basic problems such as retrieval, classification, and inference to support other downstream tasks. Due to the semantic complexity of the documentation, learning document representation is still a difficult task, not well solved at present. For a document composed of multiple bodies, there should be a logical relationship and smoothness between its

adjacent bodies. Therefore, there is a relation between the adjacent bodies in the document, which shows whether a document is meaningful, both logically and syntactically [19]. This relation is very important to the scientific document, without this relation the document will become meaningless. It is very necessary to maintain this relation in distributed document representation. This relation is called coherence.

Current distributed document representation methods are based on word embedding or sentence embedding. Yurochkin et al. [36] treat document representation as a hierarchical optimal transport based on the word mover's distance [16], word embedding, and topic. Chen et al. [6] build the document embedding by averaging the sentence embedding and training through discriminator that determines whether a sentence belongs to a document. However, these methods based on the context information of words or sentences do not take into account the coherence of the document as a whole. The embedding of words and sentences can easily maintain coherence because there is the context (adjacent words or sentences) around the words and sentences. The context of the document exists inside the document, not around it. Maintaining the coherence of the document as a whole is a challenge.

In this paper, we propose a coupled text pair embedding (CTPE) model to learn distributed document representation by maintaining the coherence of the scientific document. Specifically, we first divide the scientific document into two parts (such as the title and abstract) to form a coupled text pair. We use some common methods to obtain word or sentence embedding for all coupled text pairs (such as word embedding for short documents and sentence embedding for long documents). Then, we adopt negative sampling to construct uncoupled text pairs whose two parts are randomly derived from different documents. Our model maintains the coherence of the document by training to determine whether the text pair is coupled or uncoupled. We input the word embedding or sentence embedding of the text pair into the model and finally obtain two vector representations of the coupled text pair as the document representation. This paper further proposes a method for calculating the similarity of the coupled text pairs to calculate the similarity between documents represented by the paired embeddings.

The main contributions of this paper are summarized as follows:

*Corresponding authors

- We introduce coherence into representation of scientific documents for the first time, which makes a document meaningful both logically and syntactically, based on two adjacent bodies in the document.
- We propose a novel form of embedding and a general model, called coupled text pair embedding (CTPE), to maintain document coherence and represent documents.
- We propose a document similarity calculation method for computing documents represented by coupled text pair embedding.
- We perform experiments through information retrieval and recommendation to show that our model is competitive to the state-of-the-art methods based on context information of words or sentences.

2 RELATED WORK

Current distributed document representation learning methods are not specifically used for scientific documents. In the following we describe the main distributed document representation learning methods.

2.1 Word-level methods

The word-level method uses words as calculation objects to represent the document. Early distributed document representation methods are mainly algebraic or probabilistic models such as TF-IDF [28] and topic model [2, 34]. These models treat the document as bag of words which neglect other useful information such as context information of words. With the development of neural networks, it is easier to obtain context information about words, such as word2vec [23], lifelong domain word embedding [33] and XLNet [35], etc. On this basis, Le and Mikolov [18] and Luo et al. [22] predict a word embedding through other word embedding and document embedding while learning learn document embedding. Arora et al. [1], Chen [7] and Schmidt [29] treat the average word embedding as document embedding. Hansen et al. [12] weight word embedding to obtain document embedding. Kusner et al. [16] and Wu et al. [31] get the distance between different documents by calculating word mover’s distance.

There are some methods that base on labels of specific tasks. Xiao et al. [32] propose a document representation model base on label semantic information for multi-label text classification. Cohan et al. [8] use citations between documents to train the transformer model and obtain representations of scientific documents.

2.2 Sentence-level methods

The sentence-level method uses sentences as calculation objects to represent the document. In addition to word embedding, sentence embedding [13, 21] can also be obtained from the context information of the sentence. The average of a sentence embedding or sentence embedding that treats a document as a sentence can be used to represent document embedding. Li and Hovy [19] maintain coherence in sentence embedding based on sentence order, but does not form document embedding. Chen et al. [6] build the document embedding by averaging the sentence embedding and training through discriminator that determines whether a sentence belongs to a document.

These methods based on the context information of words or sentences do not take into account the coherence of the document as a whole.

3 PROBLEM STATEMENT AND MODEL ARCHITECTURE

In this section, we formulate the problem of distributed document representation and introduce the structure and technical details of coupled text pair embedding (CTPE) model for distributed document representation.

3.1 Problem Statement

First, we define our term in a formal way. For a documents set $\mathbf{D} = \{d_1, d_2, \dots, d_{|\mathbf{D}|}\}$, its coupled text pairs set is defined as $\mathbf{S} = \{s(d_i) | s(d_i) = (f_i, b_i), d_i \in \mathbf{D}, i \in [1, |\mathbf{D}|]\}$ and its uncoupled text pairs set is defined as $\mathbf{S}^* = \{s_{ij} | s_{ij} = (f_i, b_j), 1 \leq i \neq j \leq |\mathbf{D}|\}$, where f_i and b_i denote the former and latter part of the text of document d_i , respectively. Document d_i is the text we want to embed. According to the data available to us, documents can be the full text, the title and the abstract only, or the headline and bodies, etc. In order to get (f_i, b_j) based on d_i , we define a parameter *pos* for the segmentation position, which determines the split point that divides the document into two bodies. The left side of *pos* is f_i , and the right side is b_i . For example, *pos* is generally defined as the position between the title and abstract if the document only includes the title and the abstract.

We define our problem in a formal way. Given a documents set \mathbf{D} and its coupled text pairs set \mathbf{S} . Our goal is to learn distributed representation $g[s(d_i)] = v_i = (v_{f_i}, v_{b_i})$ for document d_i , where v_{f_i} and v_{b_i} denote embedding of f_i and b_i , respectively.

In the next subsection, we will describe the proposed coupled text pair embedding (CTPE) model for distributed document representation.

3.2 CTPE architecture

Figure 1 shows the overall architecture of CTPE. We introduce coherence into the document representation with the three parts of **text pair construction**, **training model**, and **loss function**, and propose a novel embedding form with the fourth part **distributed document representation**.

Text pair construction. We propose a representation of text pairs so that we model learns to determine which document is more consistent because coherence is the relation between the two bodies in the document. We first divide each document d_i into former part text f_i and latter part text b_i to form a coupled text pair. The f_i and b_i of the same document are used as a positive sample $(f_i, b_i) \in \mathbf{S}$. Then we randomly select the document $d_j = \text{random}(\mathbf{D})$ from the documents set \mathbf{D} by negative sampling. We construct uncoupled text pairs (f_i, b_j) and (f_j, b_i) through $s(d_i)$ and $s(d_j)$. We randomly choose (f_i, b_j) or (f_j, b_i) as a negative sample $(f_x, b_y) = \text{random}[(f_i, b_j), (f_j, b_i)] \in \mathbf{S}^*$ whose f_x and b_y come from different documents. We adopt negative sampling to obtain coupled and uncoupled text pairs sets \mathbf{S} and \mathbf{S}^* in each epoch of training.

Training model. We introduce a training model that learn the relation between the f and b to determine which document is more

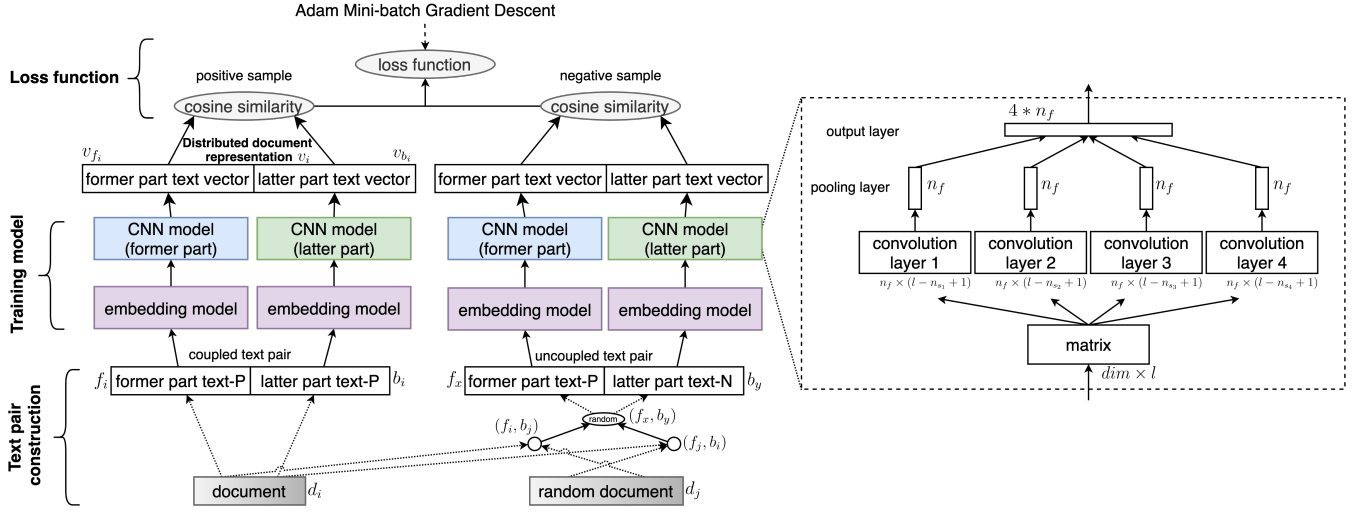


Figure 1: The overall architecture of CTPE. The positive sample takes f_i and b_i as example, and the negative sample takes f_x and b_y as example. f_i, b_i, f_x and b_y correspond to four CNN models (former part, latter part, former part and latter part) respectively, and then each CNN model has four parallel convolutional layers.

consistent. The embedding model aims to represent text pairs in a distributed form, such as word embedding, token embedding, sentence embedding, paragraph embedding model, or so on. We can choose different embedding models for documents of different lengths. We compare different embedding models in experiments. The embedding model converts text consisting of l words, tokens, sentences, or paragraphs into l vectors of dimension dim . The $dim * l$ dimension matrix after the embedding model is input to the CNN model to learn the relation between f and b . The structure of the CNN model is composed of input layer, convolution layer, pooling layer, output layer. The number of channels of the CNN model is n_f , and the sizes of the convolution kernels are $n_s = \{n_{s1}, n_{s2}, n_{s3}, n_{s4}\}$. The right side of Figure 1 shows the details of the CNN model. The implementation process training model is as follows.

Since the length of f_i and b_i are different, the maximum word length of the f_i and b_i is limited to $l_{max} \geq l$. First, for any f_i and b_i with an input length of $len \leq l_{max}$, a matrix composed of l vector of dim dimension is obtained from the embedding model, which is input to the input layer of the CNN model. Then, through the convolution operation of the rectified linear unit (ReLU) and the convolution filter that stride is 1, four convolutional layers can be obtained, and their sizes are respectively $n_f * (l - n_{s1} + 1)$, $n_f * (l - n_{s2} + 1)$, $n_f * (l - n_{s3} + 1)$ and $n_f * (l - n_{s4} + 1)$. Next, the convolutional layer is processed into a one-dimensional vector of length n_f by the max pool operation. Finally, a text vector of length $4 * n_f$ is obtained by cascading operation. The (f_i, b_i) and the (f_x, b_y) form vector pairs (v_{f_i}, v_{b_i}) and (v_{f_x}, v_{b_y}) with the embedding model and CNN model. In order to reduce the training time and space complexity, positive and negative samples usually share the same model parameters.

Loss function. In order to maintain coherence in the document representation, the loss function aims to make the distance between the positive and negative samples larger, that is, the similarity

between the f_i and b_i of the same document must be greater than the similarity between the f_x and b_y of the different documents. We assume a minimum similarity distance M , the difference in similarity between the positive and negative samples must be at least greater than M . If the difference of similarity between the positive and negative samples is greater than M , the similarity is recorded as the loss value, otherwise is not included in the loss value. For positive sample (f_i, b_i) , negative sample (f_x, b_y) , the loss function L is defined as:

$$L = \max\{0, -(diff_{xy} - M)\}$$

where $diff_{xy} =$

$$\begin{cases} \cos(v_{f_i}, v_{b_i}) - \cos(v_{f_x}, v_{b_y}), & y = j \\ \cos(v_{f_i}, v_{b_i}) - \cos(v_{f_j}, v_{b_i}), & x = j \end{cases} \quad (1)$$

where \cos denotes the cosine similarity of two vectors. M represents the minimum similarity distance (called margin). This means that if $diff_{xy}$ is greater than M , then it is no longer necessary to modify the weight, i.e., $L = 0$. The small batch gradient is reduced using the adaptive moment estimation (Adam) algorithm and the learning rate is set to ln .

Distributed document representation. After training with the loss function, we need to obtain a distributed representation of the document with the model. As shown in Figure 2, we calculate the vector pair (v_{f_i}, v_{b_i}) of a document d_i through the trained model of the previous section. $v_i = (v_{f_i}, v_{b_i})$ is defined as the distributed representation of document d_i . v_i is composed of a pair of vectors, which is different from a single embedded vector. The overall procedure from document to distributed representation is summarized in Algorithm 1.

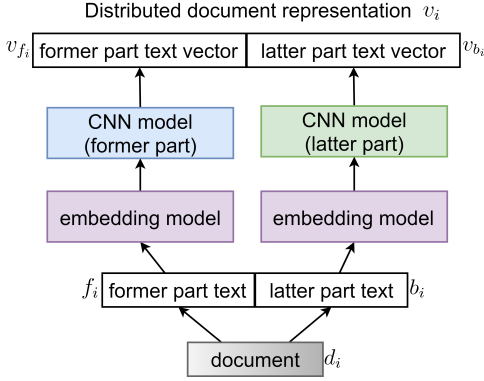


Figure 2: Distributed document representation of CTPE.

Algorithm 1: Coupled text pair embedding (CTPE)

Input: $d_k, D, l_{max}, ln, L, pos$, embedding model E , batch size b , epoch e

Output: document representation v_k

- 1 // Coupled text pair
- 2 Initialize coupled text pair's set P
- 3 **for** each $d_i \in D$ **do**
- 4 Obtain f_i and b_i based on pos and l_{max}
- 5 Coupled text pair $p(d_i) = (f_i, b_i)$
- 6 $P \leftarrow p(d_i)$
- 7 **end**
- 8 // Training
- 9 **for** i th epoch, $i < e$ **do**
- 10 Initialize uncoupled text pair's set P^*
- 11 **for** each $d_i \in D$ **do**
- 12 $d_j = random(D)$
- 13 $(f_i, b_i), (f_j, b_j) = p(d_i), p(d_j)$
- 14 $P^* \leftarrow random[(f_i, b_j), (f_j, b_i)]$
- 15 **end**
- 16 **for** Select b data from P, P^* **do**
- 17 $M \leftarrow 4 \times b$ matrices \leftarrow input data into E
- 18 $4 \times b$ vectors \leftarrow input M into CNN
- 19 Adam processing by L and ln
- 20 **end**
- 21 **end**
- 22 // Distributed document representation
- 23 $(f_k, b_k) = p(d_k)$
- 24 $M \leftarrow 2 \times b$ matrices \leftarrow enter (f_k, b_k) into E
- 25 $(v_{f_k}, v_{b_k}) \leftarrow 2 \times b$ matrices \leftarrow input M into CNN model
- 26 **Return:** $v_k = (v_{f_k}, v_{b_k})$

3.3 Calculation Method of Similarity

We propose a novel similarity calculation method because of the special document representation. The general similarity calculation method only calculates the similarity without coherence. The calculation of similarity occurs between f in one document and b

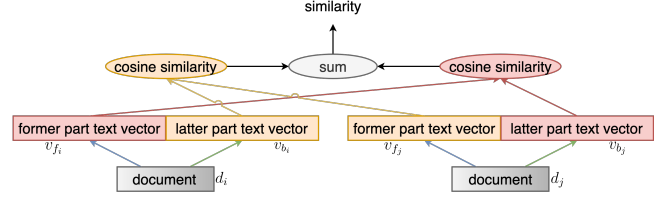


Figure 3: Similarity calculation of documents in CTPE.

in another document, because coherence is the relation between the adjacent bodies. As shown in Figure 3, for any two documents d_i and d_j , the similarity $sim(d_i, d_j)$ between them is defined as:

$$sim(d_i, d_j) = \cos(v_{f_i}, v_{b_j}) + \cos(v_{f_j}, v_{b_i}) \quad (2)$$

$sim(\cdot, \cdot)$ means the coherence between different bodies that come from different documents relative to the same document. $sim(\cdot, \cdot)$ is different from the general similarity and may not satisfy $sim(d_i, d_i) = sim(d_j, d_j) = 2$ because it does not measure whether two documents are "exactly the same".

Finally, we obtain a distributed representation of the document, and a similarity calculation method for this distributed representation. Through these two operations, we implement downstream tasks.

4 EXPERIMENTS

In this section, we evaluate the performance and effectiveness of our model. We conduct experiments compared with 24 comparison methods on arXiv (papers), DBLP (papers) and USPTO (patents) datasets. Our code will be released on GitHub¹.

4.1 Downstream Tasks and Datasets

We use the arXiv dataset for the information retrieval task that aims to retrieve similar candidate papers for a paper (consisting of title and abstract). We use the DBLP and USPTO datasets for recommendation tasks (citation recommendation and patent recommendation). Citation recommendation task aims to recommend appropriate candidate citations for a paper (consisting of title and abstract). Patent recommendation task aims to recommend similar candidate patents for a patent (consisting of title, abstract, and claim). The details of datasets are described below.

arXiv. This dataset comes from the public data source of arxiv², which contains a total of 1,180,081 papers. All papers contain titles, abstracts, authors, publication time, subject. For the test paper to be queried, candidate paper with the same subject as it is taken as groundtruth. Evaluation protocol: whether to retrieve papers that are candidates for groundtruth.

DBLP. This dataset comes from the public data source of DBLP [30]. We use the v10 version³, which includes a total of 3,079,007 papers. We use titles, abstracts, publication times, and citations (groundtruth) in this dataset. Evaluation protocol: whether the groundtruth citation can be recommended.

¹<https://github.com/aitsc/text-representation>

²ftp://3lib.org/oai_dc/arxiv

³<https://aminer.org/citation>

	arXiv		DBLP		USPTO	
	candidate	test	candidate	test	candidate	test
documents	20,000	1,000	20,000	1,000	20,000	1,000
years	1991-2015	2016	1967-2016	2017	2002-2016	2017-2018
words per document	205-425	205-418	155-421	156-412	250-680	255-629
labels	-	22-95	-	15-16	-	8-29

Table 1: Datasets. The labels in the table refer to the range of the number of groundtruth candidate documents for the test document.

USPTO. This dataset comes from the public data source of the PatentsView database⁴ (a total of 6,424,534 patents). We extract the title, abstract, year, first paragraph of the claim, and the citation (groundtruth) cited by examiner from the dataset. Evaluation protocol: whether the groundtruth citation can be recommended.

In order to effectively evaluate the task, we perform experiments using cleaned subsets of arXiv, DBLP, and USPTO that are released on GitHub⁵ in detail. Each dataset contains 20,000 candidate documents and 1000 test documents (papers or patents) randomly selected. Table 1 describes these datasets in detail. The number of candidate and settings for DBLP and USPTO are similar to [5] and [14].

In order to conveniently evaluate the performance of different comparison methods, we use the same text preprocessing method for all data. The text preprocessing method is divided into five steps: 1. Convert all text to lowercase; 2. Remove HTML labels; 3. Restore HTML escape characters; 4. Split text with punctuation; 5. Remove tokens without letters. For sentence embedding, we use the punctuation at the end of the sentence to segment the document into sentences before text preprocessing.

4.2 Comparison Methods

We compare our model with the following three types of unsupervised distributed document representation methods on retrieval and recommendation tasks.

Random embedding model.

We generate random embedding (based on uniform distribution) of documents and words as baseline methods, respectively called doc2vec(ran) and word2vec(ran). The avg-word2vec(ran) use average word embeddings as a document embedding. We use randomly generated embedding to show the difficulty of the task.

Word-level methods.

Algebraic or probabilistic model: TF-IDF [28], LSA [10] and LDA [2].

Word embedding based model: GloVe [24], word2vec [23], doc2vec [18], WMD [16] and Doc2VecC [7]. Since the corpus of datasets is a subset of the public data source, we train word2vec and GloVe on the experimental dataset and the public data source, called avg-word2vec and avg-word2vec(full) and avg-GloVe and avg-GloVe(full).

Deep language model: ELMo [25], GPT [26], GPT-2 [27], BERT [11], TransXL [9], XLM [17], XLNet [35] and RoBERTa [20]. We

adopt pre-trained models without fine-tuning because of unsupervised document representation learning on these methods to verify the effectiveness of CTPE on different embedding models.

Sentence-level methods.

Sentence embedding based model: Skip-thoughts [15]. The average of the sentence embeddings in the document is represented as the document embedding, called avg-Skip-thoughts.

4.3 Metrics and Setup

We use the methods to find the $topN=20$ results for three datasets and compare the result of each method with the labels in the datasets. We use the precision (P), recall (R), and F1 score (F_1) as evaluation metrics. We also employ several popular information retrieval measures [4] including mean averaged precision (MAP), normalized discounted cumulative gain (NDCG), and bpref [3]. These are popular measures for information retrieval [37] and recommendation [5]. The parameters and setup of the comparison methods are described in detail below.

random embedding. This is a baseline method for randomly getting text embedding. We generate random embedding of documents and words, respectively called doc2vec(ran) and word2vec(ran). The embedded dimensions of both methods are set to 100.

TF-IDF⁶. The distributed representation of the document consists of the TF-IDF of each word in the document. The dimension of the document is the number of unique words in the dataset, and the cosine distance is use to calculate the similarity.

LSA⁷. We set the number of topics and iterations to 100. Other parameters are consistent with gensim’s default settings.

LDA⁸. We set the number of topics and iterations to 100. Other parameters are consistent with gensim’s default settings.

word2vec⁹. We use the average word embedding of word2vec as the document embedding, and the dimension is set to 100. The window size is set to 10, the maximum number of iterations is set to 100, and the strategy is set to skip-gram.

GloVe¹⁰. We use the average word embedding of GloVe as the document embedding, and the dimension is set to 100. Since the experimental dataset is a subset of all the data, we train the word embedding on the experimental data set and all the data, called avg-GloVe and avg-GloVe(full). The window size is set to 10 and the maximum number of iterations is set to 100.

⁶https://scikit-learn.org/stable/modules/generated/sklearn.feature_extraction.text.TfidfVectorizer.html

⁷<https://radimrehurek.com/gensim/models/lsmi.html>

⁸<https://radimrehurek.com/gensim/models/ldamodel.html>

⁹<https://code.google.com/archive/p/word2vec>

¹⁰<https://github.com/stanfordnlp/GloVe>

⁴<http://www.patentsview.org/download>

⁵<https://github.com/opendata-ai/tr>

Methods	arXiv			DBLP			USPTO		
	P	R	F ₁	P	R	F ₁	P	R	F ₁
doc2vec(ran)	0.0030	0.0009	0.0014	0.0007	0.0009	0.0008	0.0005	0.0010	0.0006
avg-word2vec(ran)	0.0134	0.0048	0.0071	0.0414	0.0542	0.0469	0.0457	0.0849	0.0594
TF-IDF	0.1532	0.0571	0.0831	0.2564	0.3360	0.2908	0.1280	0.2419	0.1674
LSA	0.0289	0.0098	0.0146	0.0420	0.0549	0.0476	0.0350	0.0653	0.0456
LDA	0.0361	0.0132	0.0193	0.0220	0.0287	0.0249	0.0309	0.0589	0.0406
avg-GloVe	0.1025	0.0369	0.0543	0.1564	0.2050	0.1774	0.1061	0.1996	0.1385
avg-GloVe(full)	0.1747	0.0634	0.0931	0.1821	0.2387	0.2066	0.1036	0.1959	0.1355
avg-word2vec	0.1609	0.0570	0.0841	0.2062	0.2702	0.2339	0.1376	0.2588	0.1796
avg-word2vec(full)	0.2551	0.0913	0.1345	0.2163	0.2834	0.2453	0.1275	0.2419	0.1670
WMD-GloVe	0.1138	0.0413	0.0606	0.2081	0.2726	0.2360	0.1127	0.2120	0.1471
WMD-GloVe(full)	0.1393	0.0514	0.0751	0.2225	0.2915	0.2524	0.1185	0.2226	0.1547
WMD-word2vec	0.1637	0.0602	0.0880	0.2482	0.3253	0.2816	0.1356	0.2563	0.1774
WMD-word2vec(full)	0.2223	0.0827	0.1206	0.2527	0.3310	0.2866	0.1376	0.2605	0.1801
doc2vec	0.1272	0.0462	0.0677	0.1554	0.2036	0.1763	0.1014	0.1914	0.1326
Doc2VecC	0.2825	0.1030	0.1510	0.2579	0.3380	0.2926	0.1635	0.3094	0.2140
avg-Skip-thoughts	0.0578	0.0231	0.0330	0.0699	0.0918	0.0794	0.0723	0.1364	0.0945
CTPE-word2vec(full)	0.3066	0.1124	0.1645	0.2808	0.3680	0.3185	0.1889	0.3609	0.2480

Table 2: Experimental measured as P, R and F₁.

Methods	arXiv			DBLP			USPTO		
	MAP	NDCG	bpref	MAP	NDCG	bpref	MAP	NDCG	bpref
doc2vec(ran)	0.0007	0.0034	0.4767	0.0001	0.0007	0.4753	0.0001	0.0004	0.4753
avg-word2vec(ran)	0.0041	0.0162	0.4834	0.0221	0.0642	0.5051	0.0276	0.0671	0.5081
TF-IDF	0.0773	0.1751	0.5666	0.1692	0.3257	0.6475	0.0745	0.1681	0.5624
LSA	0.0073	0.0312	0.4912	0.0188	0.0579	0.5039	0.0189	0.0487	0.4994
LDA	0.0093	0.0367	0.4944	0.0072	0.0267	0.4890	0.0141	0.0401	0.4954
avg-GloVe	0.0425	0.1173	0.5370	0.0917	0.2083	0.5819	0.0590	0.1404	0.5480
avg-GloVe(full)	0.0875	0.1983	0.5786	0.1084	0.2368	0.5974	0.0596	0.1383	0.5464
avg-word2vec	0.0740	0.1779	0.5686	0.1280	0.2641	0.6140	0.0796	0.1764	0.5672
avg-word2vec(full)	0.1492	0.2810	0.6241	0.1367	0.2786	0.6211	0.0710	0.1629	0.5607
WMD-GloVe	0.0527	0.1393	0.5466	0.1406	0.2837	0.6216	0.0686	0.1527	0.5547
WMD-GloVe(full)	0.0660	0.1659	0.5603	0.1510	0.2993	0.6308	0.0719	0.1596	0.5577
WMD-word2vec	0.0797	0.1880	0.5736	0.1714	0.3280	0.6474	0.0826	0.1792	0.5693
WMD-word2vec(full)	0.1291	0.2556	0.6095	0.1733	0.3311	0.6490	0.0837	0.1822	0.5707
doc2vec	0.0514	0.1420	0.5491	0.0857	0.2027	0.5790	0.0566	0.1350	0.5444
Doc2VecC	0.1727	0.3056	0.6358	0.1719	0.3239	0.6475	0.0964	0.2062	0.5841
avg-Skip-thoughts	0.0230	0.0676	0.5104	0.0387	0.1044	0.5254	0.0407	0.1005	0.5265
CTPE-word2vec(full)	0.1893	0.3233	0.6474	0.1846	0.3476	0.6595	0.1146	0.2381	0.6020

Table 3: Experimental measured as MAP, NDCG and bpref.

doc2vec¹¹. The dimension is set to 100. The window size is set to 10. The number of iterations is set to 50. The strategy is set to PV-DM.

WMD¹². The WMD is a distance measurement algorithm based on word embedding. We evaluate the WMD based on GloVe and word2vec, including WMD-word2vec, WMD-word2vec(full), WMD-GloVe, WMD-GloVe(full).

Doc2VecC¹³. Doc2VecC is based on word2vec, where the settings for the word2vec part are consistent with the word2vec model above. The sentence sample is set to 0.1.

Skip-thoughts¹⁴. Skip-thoughts is a sentence embedding model. We use the generic model trained on a much bigger book corpus to encode the sentences. A vector of 4800 dimensions, first 2400 from the uni-skip model, and the last 2400 from the bi-skip model, are generated for each sentences. The EOS token is used. The average

¹¹<https://radimrehurek.com/gensim/models/doc2vec.html>

¹²<https://github.com/src-d/wmd-relax>

¹³<https://github.com/mchen24/iclr2017>

¹⁴<https://github.com/ryankiros/skip-thoughts#getting-started>

of the sentence embeddings in the document is represented as the embedding of the document.

ELMo, GPT, GPT-2, BERT, Transformer XL, XLM, XLNet, RoBERTa. The distributed document representation is represented by the average pooling of token embedding (BERT does not include [CLS] and [SEP]). The pre-trained models used in this paper are Original (5.5B)¹⁵, openai-gpt¹⁶, gpt2-medium¹⁶, bert-large-uncased-whole-word-masking¹⁶, transfo-xl-wt103¹⁶, xlm-mlm-en-2048¹⁶, xlnet-large-cased¹⁶, and roberta.large¹⁷, respectively. Because these deep language models are context-dependent token embedding, there are two strategies for training text pairs: the former part text and the latter part text are trained separately or together. We take the maximum of the performance of these two strategies.

We use Tensorflow to implement our model. We set batch size to 200. The parameters in CTPE include l , l_{max} , n_s , n_f , ln , M and dim , which are empirically set to 200, 200, 1024, {1,2,3,5}, 0.001, 0.1, 100, respectively. If the embedding model is a sentence embedding model, l is set to 20. The word embedding dimension of all models is set to 100, and other parameters are set to the default recommendation. All comparison methods use cosine similarity. In order to apply to various unsupervised tasks, there is no verification set and the parameters of different tasks are consistent.

Our method and all comparison methods use all documents in the dataset for unsupervised training and obtain all document embeddings. Test documents with groundtruth are used to test performance. Our model is trained on the RTX 2080TI. The training time for each result is limited to one day. There is no verification set here. If the loss function value does not decrease for more than 12 hours, the training will be stopped early.

4.4 Experimental Results

The CTPE model uses word2vec(full) as the embedding model. We discuss other embedding models in Section 4.5. For the arXiv and DBLP datasets, pos is set between the title and abstract. For the USPTO dataset, pos is set between abstract and claim. We discuss other pos in section 4.6. Table 2 and Table 3 show the results of 17 methods on 3 datasets. From these results, we have the following observations and analysis.

CTPE has the best performance. On the arXiv dataset, our model outperforms Doc2VecC by 2.41% and 1.66% on precision and MAP. On the DBLP dataset, our model outperforms Doc2VecC by 2.29% and 1.27% on precision and MAP. On the USPTO dataset, our model outperforms Doc2VecC by 2.54% and 1.82% on precision and MAP. The CTPE model maintains the coherence of the document as a whole, so it achieves the best performance. Normal documents are coherent, otherwise they don't make sense.

Here are some other results and facts that need to be explained: (1) The performance of avg-word2vec(ran) is better than doc2vec(ran), because doc2vec(ran) is completely random, and avg-word2vec(ran) can uniquely identify a word. (2) The arXiv dataset has lower recall than other datasets. Because the arxiv dataset has more labels (see Table 1), it is more difficult to find all labels. (3) The word2vec-based approach is better than the GloVe-based approach on all three

datasets. (4) The algorithm that uses all the data (full) is mostly better than the algorithm using the experimental dataset, which verifies the impact of data quality on the algorithm. (5) The WMD is better than average word embedding in most experiments, but not all, such as WMD-w(full) and WMD-g(full) on arXiv, because the WMD based on word embedding does not learn new information from the document.

4.5 Ablation Analysis

We conduct an ablation analysis on CTPE to examine the effectiveness of each component. We conduct experiments on three components: (1) We use different embedding models in the **training model**. (2) A model called CTPE₀ that does not use the **loss function** to train. (3) A **distributed document representation** method (avg) that uses average embedding instead of coupled text pair representation. Table 4 shows the impact of 14 embedding models on the performance of avg, CTPE₀ and CTPE in 3 datasets using F1 metric. We have the following observations and analysis:

(1) CTPE improves the performance of various types of embedding models (word and sentence embedding models) effectively. CTPE outperforms avg model on average by 2.6%, 7.9%, and 5.4% on arXiv, DBLP, and USPTO, because the avg model does not consider coherence. (2) The performance of CTPE is significantly better than CTPE₀, which proves the effectiveness of the loss function because the loss function guides the training model to determine which documents are more coherent. (3) Our distributed document representation cannot be directly used for general embedding models. More than 90% of avg methods perform better than CTPE₀ models, because our similarity calculation method is dependent on coherence. (4) The performance of CTPE-Skip-thoughts is higher than that of avg-Skip-thoughts, which means that CTPE is suitable for super-long documents. CTPE can be based on embedding models of different granularity, such as sentence and paragraph embedding, which is several orders of magnitude less complex than CTPE that requires input of all words.

The performance of word embedding is stronger than the deep language model because the latter is evaluated by unsupervised document representation without fine-tuning.

4.6 Segmentation Position Analysis

The setting of the parameter pos in Section 4.4 is called the meaningful segmentation that divides the document into chapters or paragraphs, retaining complete paragraphs and sentences. We need to analyze how different segmentation positions affect the maintenance of coherence, as not all documents are suitable for this split method, such as some documents without meaningful segmentation. We examine the impact of different pos on experimental performance. We divide the document into five equal parts and evaluate performance at four different pos (20%, 40%, 60%, 80%). Our segmentation is at the token level. The meaningful segmentation positions (all samples average) of arXiv, DBLP, and USPTO are 4.7%, 5.1%, and 40.2%, respectively. Table 5 shows the experimental results of five positions on all datasets. We have the following observations and analysis.

Experiments show that different segmentation positions have an impact on the maintaining of coherence because not all adjacent

¹⁵<https://allennlp.org/elmo>

¹⁶https://huggingface.co/pytorch-transformers/pretrained_models.html

¹⁷<https://github.com/pytorch/fairseq/tree/master/examples/roberta>

Methods	arXiv			DBLP			USPTO		
	avg	CTPE ₀	CTPE	avg	CTPE ₀	CTPE	avg	CTPE ₀	CTPE
Skip-thoughts	0.0330	0.0007	0.0623	0.0794	0.0015	0.1302	0.0945	0.0067	0.1142
word2vec(ran)	0.0071	0.0034	0.0637	0.0469	0.0022	0.2277	0.0594	0.0549	0.1378
GloVe	0.0543	0.0137	0.0752	0.1774	0.0212	0.2867	0.1385	0.1581	0.2220
GloVe(full)	0.0931	0.0209	0.1230	0.2066	0.0442	0.2941	0.1355	0.1617	0.2215
word2vec	0.0841	0.0555	0.1098	0.2339	0.1390	0.3002	0.1796	0.2182	0.2381
word2vec(full)	0.1345	0.1093	0.1645	0.2453	0.1607	0.3185	0.1670	0.2095	0.2480
ELMo	0.0915	0.0356	0.1099	0.1346	0.0230	0.2428	0.1349	0.1198	0.1965
GPT	0.0676	0.0080	0.0730	0.1910	0.0288	0.1962	0.1651	0.0987	0.1780
GPT-2	0.0423	0.0011	0.0738	0.0638	0.0007	0.2027	0.0531	0.0021	0.1537
BERT	0.1139	0.0267	0.1280	0.1824	0.0095	0.2639	0.1628	0.0991	0.2130
TransXL	0.0190	0.0105	0.0717	0.1489	0.0137	0.1771	0.1626	0.1284	0.1641
XLM	0.1226	0.0315	0.1292	0.2107	0.0258	0.2816	0.1753	0.1163	0.2200
XLNet	0.0792	0.0060	0.1083	0.2107	0.0121	0.2412	0.1753	0.0097	0.2137
RoBERTa	0.0616	0.0020	0.0684	0.1493	0.0038	0.2255	0.1190	0.0454	0.1624

Table 4: Experimental results based on different embedding models on F₁.

pos	arXiv			DBLP			USPTO			avg
	P	R	F ₁	P	R	F ₁	P	R	F ₁	
20%	0.3265	0.1211	0.1767	0.2925	0.3835	0.3319	0.1855	0.3545	0.2435	0.2684
40%	0.3283	0.1219	0.1778	0.2786	0.3651	0.3160	0.1821	0.3485	0.2392	0.2620
60%	0.3149	0.1155	0.1690	0.2652	0.3477	0.3009	0.1628	0.3103	0.2136	0.2444
80%	0.2934	0.1054	0.1551	0.2319	0.3040	0.2631	0.1526	0.2893	0.1998	0.2216
m	0.3066	0.1124	0.1645	0.2808	0.3680	0.3185	0.1889	0.3609	0.2480	0.2610

Table 5: Experimental results of CTPE on different segmentation positions. The embedding model is based on word2vec(full). The above m and avg denote the meaningful segmentation and the average value of the row.

pos	arXiv			DBLP			USPTO		
	P	R	epochs	P	R	epochs	P	R	epochs
CTPE _T	0.2944	0.1074	3	0.2716	0.3561	78	0.1903	0.3628	9
CTPE	0.3066	0.1124	48	0.2808	0.3680	206	0.1889	0.3609	133

Table 6: Experimental results of CTPE on different sampling methods. The embedding model is based on word2vec(full). Metrics include accuracy, recall, and training epochs of the result.

bodies in a document have strong coherence. Based on these results, we can draw three valuable suggestions: (1) If the document has meaningful segmentation, using meaningful segmentation can achieve excellent performance because meaningful segmentation outperforms all comparison methods, although not the best. (2) If the document does not have meaningful segmentation, using 20%-40% segmentation position can also achieve excellent performance because the performance of these *pos* is the best. (3) Finding the best segmentation position will be a meaningful future work.

4.7 Sampling with Imbalance Data

In the process of text pair construction, negative samples are randomly combined from the former part text and latter part text of different documents, which makes the number of negative samples far more than positive samples. If the number of positive samples is

n , then the number of negative samples is $n(n-1)$. Using negative sampling may ignore important negative samples and take longer.

We propose TF-IDF sampling to analyze the efficiency and performance of different sampling methods. In negative sampling, for document d_i , we choose document $d_j = \text{random}(\mathbf{D})$. In the TF-IDF sampling, for the document d_i , we select the document $d_j = \text{random}(\text{random}(T_{100}(d_i, \mathbf{D})), \text{random}(\mathbf{D}))$, where $T_{100}(d_i, \mathbf{D})$ denotes the top 100 documents in \mathbf{D} that are most similar (TF-IDF similarity) to d_i . This sampling method is based on three considerations: (1) We introduce $T_{100}(d_i, \mathbf{D})$ to reduce the probability of ignoring important negative samples. (2) It is easier to overfit by training with only 100 documents instead of all documents. (3) The documents obtained with TF-IDF cannot completely represent the real similar documents. If $\text{random}(\mathbf{D})$ is not used, the model will overfit the results of TF-IDF.

Table 6 shows the experimental results of CTPE and CTPE_T (TF-IDF sampling) on all datasets. We draw a conclusion from these results: CTPE has better performance, but CTPE_T is faster. The TF-IDF sampling allows the model to better distinguish the differences between similar documents, so it costs less epochs for training, but it is easier to overfit the samples sampled by TF-IDF. If we have higher requirements for training speed, CTPE_T is more suitable, otherwise CTPE is more suitable.

5 CONCLUSIONS

In this paper, we propose a coupled text pair embedding (CTPE) model for distributed document representation, a novel architecture that is able to maintain the coherence of the scientific document for better document representing. We divide the scientific document into two parts and obtain a distributed representation of the document through CNN and embedding model. We use the coupling relationship between the two parts of the document to train the model.

In the future, we will focus on the improvement of model structure and the application of supervised tasks (e.g., supervised information retrieval, text classification, or clickbait and fake news identification, etc). We will try more elaborate document encodings (e.g., perhaps splitting documents into more than two parts). There are also two interesting future works that are the precise measure of coherence and automatic selection of *pos*. For natural language processing tasks with more supervisory information, we will perform supervised fine-tuning on specific tasks based on the pre-training model of CTPE. In addition, CTPE model is a good choice for some tasks that lack supervisory information.

ACKNOWLEDGMENTS

This work was partially supported by National High Technology Research and Development Program (Grant # 2017YFB1401903), the National Natural Science Foundation of China (Grants # 61876001, # 61602003 and # 61673020), the Provincial Natural Science Foundation of Anhui Province (Grants # 1708085QF156), and the Recruitment Project of Anhui University for Academic and Technology Leader.

REFERENCES

- [1] Sanjeev Arora, Yingyu Liang, and Tengyu Ma. 2017. A simple but tough-to-beat baseline for sentence embeddings. In *ICLR*.
- [2] David M Blei, Andrew Y Ng, and Michael I Jordan. 2003. Latent dirichlet allocation. *Journal of machine Learning research* 3, Jan (2003), 993–1022.
- [3] Chris Buckley and Ellen M Voorhees. 2004. Retrieval evaluation with incomplete information. In *Proceedings of the 27th annual international ACM SIGIR conference on Research and development in information retrieval*. ACM, 25–32.
- [4] Stefan Büttcher, Charles LA Clarke, and Gordon V Cormack. 2016. *Information retrieval: Implementing and evaluating search engines*. Mit Press.
- [5] Xiaoyan Cai, Junwei Han, and Libin Yang. 2018. Generative adversarial network based heterogeneous bibliographic network representation for personalized citation recommendation. In *AAAI*. 5747–5754.
- [6] Hong-You Chen, Chin-Hua Hu, Leila Wehbe, and Shou-De Lin. 2019. Self-Discriminative Learning for Unsupervised Document Embedding. In *NAACL*. 2465–2474.
- [7] Minmin Chen. 2017. Efficient Vector Representation for Documents Through Corruption. In *ICLR*.
- [8] Arman Cohan, Sergey Feldman, Iz Beltagy, Doug Downey, and Daniel S Weld. 2020. SPECTER: Document-level Representation Learning using Citation-informed Transformers. In *ACL*.
- [9] Zihang Dai, Zhilin Yang, Yiming Yang, William W Cohen, Jaime Carbonell, Quoc V Le, and Ruslan Salakhutdinov. 2019. Transformer-xl: Attentive language

- models beyond a fixed-length context. In *ACL*. 2978–2988.
- [10] Scott Deerwester, Susan T Dumais, George W Furnas, Thomas K Landauer, and Richard Harshman. 1990. Indexing by latent semantic analysis. *Journal of the American society for information science* 41, 6 (1990), 391–407.
- [11] Jacob Devlin, Ming-Wei Chang, Kenton Lee, and Kristina Toutanova. 2019. BERT: Pre-training of Deep Bidirectional Transformers for Language Understanding. In *ACL*. 4171–4186.
- [12] Casper Hansen, Christian Hansen, Stephen Alstrup, Jakob Grue Simonsen, and Christina Lioma. 2019. Contextually Propagated Term Weights for Document Representation. In *SIGIR*. 897–900.
- [13] Felix Hill, Kyunghyun Cho, and Anna Korhonen. 2016. Learning Distributed Representations of Sentences from Unlabelled Data. In *NAACL*. 1367–1377.
- [14] Taoran Ji, Zhiqian Chen, Nathan Self, Kaiqun Fu, Chang-Tien Lu, and Naren Ramakrishnan. 2019. Patent Citation Dynamics Modeling via Multi-Attention Recurrent Networks. In *IJCAI*. 2621–2627.
- [15] Ryan Kiros, Yukun Zhu, Ruslan R Salakhutdinov, Richard Zemel, Raquel Urtasun, Antonio Torralba, and Sanja Fidler. 2015. Skip-thought vectors. In *NeurIPS*. 3294–3302.
- [16] Matt Kusner, Yu Sun, Nicholas Kolkin, and Kilian Weinberger. 2015. From word embeddings to document distances. In *ICML*. 957–966.
- [17] Guillaume Lample and Alexis Conneau. 2019. Cross-lingual language model pretraining. *arXiv preprint arXiv:1901.07291* (2019).
- [18] Quoc Le and Tomas Mikolov. 2014. Distributed representations of sentences and documents. In *ICML*. 1188–1196.
- [19] Jiwei Li and Eduard Hovy. 2014. A model of coherence based on distributed sentence representation. In *EMNLP*. 2039–2048.
- [20] Yinhan Liu, Myle Ott, Naman Goyal, Jingfei Du, Mandar Joshi, Danqi Chen, Omer Levy, Mike Lewis, Luke Zettlemoyer, and Veselin Stoyanov. 2019. RoBERTa: A Robustly Optimized BERT Pretraining Approach. *arXiv preprint arXiv:1907.11692* (2019).
- [21] Lajanugen Logeswaran and Honglak Lee. 2018. An efficient framework for learning sentence representations. In *ICLR*.
- [22] Junyu Luo, Min Yang, Ying Shen, Qiang Qu, and Haixia Chai. 2019. Learning Document Embeddings with Crossword Prediction. In *AAAI*, Vol. 33. 9993–9994.
- [23] Tomas Mikolov, Kai Chen, Greg Corrado, and Jeffrey Dean. 2013. Efficient Estimation of Word Representations in Vector Space. In *ICLR*.
- [24] Jeffrey Pennington, Richard Socher, and Christopher Manning. 2014. Glove: Global vectors for word representation. In *EMNLP*. 1532–1543.
- [25] Matthew E Peters, Mark Neumann, Mohit Iyyer, Matt Gardner, Christopher Clark, Kenton Lee, and Luke Zettlemoyer. 2018. Deep contextualized word representations. In *NAACL*. 2227–2237.
- [26] Alec Radford, Karthik Narasimhan, Tim Salimans, and Ilya Sutskever. 2018. Improving language understanding by generative pre-training. URL https://s3-us-west-2.amazonaws.com/openai-assets/researchcovers/languageunsupervised/language_understanding_paper.pdf (2018).
- [27] Alec Radford, Jeffrey Wu, Rewon Child, David Luan, Dario Amodei, and Ilya Sutskever. 2019. Language models are unsupervised multitask learners. *OpenAI Blog* 1, 8 (2019).
- [28] Gerard Salton and Christopher Buckley. 1988. Term-weighting approaches in automatic text retrieval. *Information processing & management* 24, 5 (1988), 513–523.
- [29] Craig W Schmidt. 2019. Improving a tf-idf weighted document vector embedding. *arXiv preprint arXiv:1902.09875* (2019).
- [30] Jie Tang, Jing Zhang, Limin Yao, Juanzi Li, Li Zhang, and Zhong Su. 2008. Arnetminer: extraction and mining of academic social networks. In *SIGKDD*. ACM, 990–998.
- [31] Lingfei Wu, Ian En-Hsu Yen, Kun Xu, Fangli Xu, Avinash Balakrishnan, Pin-Yu Chen, Pradeep Ravikumar, and Michael J Witbrock. 2018. Word Mover’s Embedding: From Word2Vec to Document Embedding. In *EMNLP*. 4524–4534.
- [32] Lin Xiao, Xin Huang, Boli Chen, and Liping Jing. 2019. Label-Specific Document Representation for Multi-Label Text Classification. In *EMNLP-IJCNLP*. 466–475.
- [33] Hu Xu, Bing Liu, Lei Shu, and Philip S Yu. 2018. Lifelong domain word embedding via meta-learning. In *IJCAI*. 4510–4516.
- [34] Yang Yang, Feifei Wang, Junni Zhang, Jin Xu, and S Yu Philip. 2018. A topic model for co-occurring normal documents and short texts. *World Wide Web* 21, 2 (2018), 487–513.
- [35] Zhilin Yang, Zihang Dai, Yiming Yang, Jaime Carbonell, Ruslan Salakhutdinov, and Quoc V Le. 2019. XLNet: Generalized Autoregressive Pretraining for Language Understanding. In *NeurIPS*. 5754–5764.
- [36] Mikhail Yurochkin, Sebastian Claiçi, Edward Chien, Farzaneh Mirzazadeh, and Justin M Solomon. 2019. Hierarchical optimal transport for document representation. In *NeurIPS*. 1599–1609.
- [37] Kaitao Zhang, Chenyan Xiong, Zhenghao Liu, and Zhiyuan Liu. 2020. Selective Weak Supervision for Neural Information Retrieval. In *WWW*. 474–485.