

A non-orthogonal wavelet transformation for reconstructing gravitational wave signals

Soumen Roy^{1,2,*}

¹*Nikhef, Science Park 105, 1098 XG Amsterdam, The Netherlands*

²*Institute for Gravitational and Subatomic Physics (GRASP),
Utrecht University, Princetonplein 1, 3584 CC Utrecht, The Netherlands*

(Dated: January 6, 2022)

Detections of gravitational-wave signals from compact binary coalescences have enabled us to study extreme astrophysical phenomena and explore fundamental physics. A crucial requisite for these studies is to have accurate signal models with characteristic morphologies, which have been challenging for many decades and are still endeavoring to incorporate important physics. Thereby, morphology-independent methods have been developed for identifying a signal and its reconstruction. The reconstructed signal allows us to test the agreement between the observed signal and the estimated theoretical waveform. These methods model observed signals using a tightest (nearly orthogonal basis) set of wavelets in the frame of continuous wavelet transformation. Here, we propose log-uniform scales to construct the wavelets, which are highly redundant (non-orthogonal) compared to the conventional octave scales but more efficient in reconstructing the signals at high frequencies. We also introduce a semi-model-dependent method for reconstructing the signals using the Gabor-Morlet wavelets with log-uniform scales. We demonstrate the ability to detect deviation using a numerical simulation of eccentric binary black holes merger, where the signal in the data does not belong to the search template waveform manifold. Finally, we apply this method to each binary black hole merger event in GWTC-1. We have found that the signal produced by the GW150914 event and its estimated theoretical waveform has an agreement at $\sim 96\%$ level. As the detector sensitivity improves and the detected population of black hole mergers grows, we expect the proposed method will provide even stronger tests.

I. INTRODUCTION

Detecting gravitational waves (GWs) from the merging compact binaries consists of black holes and neutron stars has ushered in a new era of observational astronomy [1, 2]. So far, the network of Advanced LIGO and Advanced Virgo Detectors has observed more than 90 of these events [3–8]. Observations of compact binary mergers allow us to design a range of novel tests of general relativity (GR) in the strong-field regime [9–11]. A current limitation on tests of beyond-GR physics with compact binary coalescences is the lack of understanding of the strong-field merger regime in nearly all modified theories of gravity. Thereby, we generally perform the tests assuming GR to be the null hypothesis or evaluate the consistency of the data with predictions from the theory. At the same time, the latter test can reveal if any unknown binary parameter influences the observed signal.

The continuous wavelet transformation (CWT) has played a crucial role in the time-frequency analysis of gravitational wave event identification as well as to test for deviation from the theoretical prediction of general relativity. The most potential gravitational wave sources, such as compact binary mergers, supernovae explosions, produce non-stationary signals. The CWT is a powerful

analysis tool that allows one to obtain the time-frequency localized projection of a non-stationary signal. The CWT is not only used to analyze and decompose the signal in the time-frequency domain but also to reconstruct the original time-domain signal using the time-localized wavelet coefficients. The existing time-frequency-based methods such as coherent wave burst (cWB) [12–14], BAYESWAVE [15, 16], and X-pipeline [17, 18] are designed for searching unmodeled gravitational-wave bursts and reconstructing the wave signal from the coherent response of a network of detectors. cWB and BAYESWAVE methods are designed to reconstruct the signal from data assuming a coherent signal in a network of detectors. For louder signals, we have seen satisfactory agreement with the estimated waveform of binary black hole mergers [3, 19, 20].

The conventional burst search method identifies a cluster of coincident time-frequency pixels, of which the power exceeds a fiducial threshold. The cWB method first works with the similar strategy, where one constructs multi-resolution time-frequency map of the strain data by using Wilson-Daubechies-Meyer wavelets [21] and identify coherent GW transients on a network of detectors. After that, it reconstructs the event properties such as sky location, wave polarization, and reconstruction of the signal waveform by employing a coherent framework of the constrained maximum likelihood analysis [22, 23].

BAYESWAVE method is designed for detecting and reconstructing the gravitational wave burst under a frame-

* soumen.roy@nikhef.nl; roy.soumen61@gmail.com

work of Bayesian statistics without relying on any prior assumption of waveform morphology [15]. This method reconstructs the gravitational wave signals and instrumental noise, where both are characterized as a superposition of Gabor-Morlet wavelets or chirplets [24]. The number of time-localized wavelets and their parameters are determined via Reversible Jump Markov Chain Monte Carlo algorithm. After that, whether the likelihood of the event is favoured to a true gravitational wave signal or instrumental glitch is determined by using Bayesian model selection strategy. Finally, the posterior samples are used to reconstruct the signal as a superposition of the wavelets.

As the reconstruction methods identify the wavelets that are coherent across the network of detectors, the reconstructed signal has an inevitable noise contribution that passes through those wavelets. The match between the reconstructed signal and expected waveform increases with the signal-to-noise ratio (SNR) of the event. However, we would never achieve absolute agreement (unit match) even if our predicted theory is complete because of the additional noise that passes through the coherent wavelets is unavoidable. A wavelet can be regarded as time-localized band pass filter, whose bandwidth is determined by the properties of that wavelet. The collection of coherent wavelets in the time-frequency plane forms a cluster. In this paper, we propose a quasi model-dependent method for reconstruction of signal from noisy data. We identify the essential wavelets using the binary black holes merger waveforms estimated from the standard Bayesian analysis [25–28]. In this case, the essential wavelets similarly form a cluster in the time-frequency plane which can be collectively looked at as a single patch with an irregular boundary.

The patch area determines how much amount of noise would be present in the reconstructed signal. The wavelets are discretely placed over the time-scale plane, and the patch area depends on their placement method and sparseness. The most efficient placement is considered to be the dyadic grid, which leads to the construction of an orthonormal wavelet basis. This placement assumes a power-of-two logarithmic sample structure (output of octave decomposition) of the grid in both dimensions of the time-scale plane. The sparseness of the grid imposes a limit on the acceptable loss in signal energy. One generally targets to achieve maximum sparseness and still have an adequate representation. A highly sparse grid might provide a sufficient signal representation, but the area covered by the essential wavelets would be larger than the case of a denser grid. However, an over-dense grid would not reduce the patch area beyond a certain limit. At the same time, the computational cost would rather increase with the density.

In this paper, we propose a log-uniform scale to place the wavelets over the time-scale domain, where the dif-

ference between the inverse of two adjacent scales is constant. Further, we derive an inverse wavelet transformation formula for log-uniform scale. The wavelets with such scales are highly redundant (i.e., over complete), but they can further reduce the area covered by the essential wavelets. As a result, we can further reduce the noise contribution in the reconstructed signal, which leads to the more accurate signal reconstruction. Moreover, the essential wavelets with log-uniform scale can provide a more appropriate signal representation than the octave scale for the high-frequency linear chirp signals. Therefore, the log-uniform scale wavelets are always more suitable for reconstructing the gravitational wave signals from low mass binary systems.

This paper is organized as follows: Section II describes the reconstruction methods using the continuous wavelet transformation with octave and log-uniform scales; Section III demonstrates the performance of the reconstruction methods for the linear chirp signals and gravitational wave signals in simulated Gaussian noise; Section IV describes the efficiency of the wavelet reconstruction method when a signal in the data does not belong to the manifold of search template waveform by injecting an eccentric waveform; Section V exhibits results of our analysis for binary black hole merger events observed by the Advanced LIGO and Virgo during the first and second observation runs. Finally, we conclude in Section VI.

II. RECONSTRUCTION FORMULAE FOR NON-ORTHOGONAL WAVELET

The CWT of a continuous signal $x(t)$ is a linear mapping onto a time-scale space of wavelets:

$$\begin{aligned} X(a, b) &= \int x(t) \Psi_{a,b}^*(t) dt \\ &= \frac{1}{\sqrt{a}} \int x(t) \psi^* \left(\frac{t-b}{a} \right) dt, \end{aligned} \quad (1)$$

where, ψ^* is the complex conjugate of the shifted and scaled version of the time-localized mother wavelet ψ , in which a and b are the scale and time-shift parameters, respectively. Therefore, the CWT provides a time-scale representation of the signal by performing a sliding cross-correlation with a continuous family of wavelets. The quantity $1/\sqrt{a}$ outside the integral is an energy normalized factor that asserts energy of each wavelet is the same for any value of scale parameter a . A function $\psi(t)$ must satisfy a set of mathematical criteria to be a wavelet, it must have finite energy,

$$E_\psi = \int_{-\infty}^{\infty} |\psi(t)|^2 dt < \infty, \quad (2)$$

and must hold the admissibility condition,

$$C_\psi = \int_{-\infty}^{\infty} \frac{|\tilde{\psi}(\omega)|^2}{\omega} d\omega < \infty, \quad (3)$$

where, $\tilde{\psi}(\omega)$ is the Fourier transform of $\psi(t)$, $\omega = 2\pi f$ is the angular frequency, and C_ψ is called the admissibility constant. The above condition implies that $\tilde{\psi}(\omega)$ is endeavoured to zero faster than ω and must not have zero frequency component, $\tilde{\psi}(0) = 0$. If the wavelet function satisfy both the criteria and wavelet coefficients are known, then the inverse wavelet transform can be described as a superposition of the dual wavelets:

$$x(t) = \frac{1}{C_\psi} \int_0^\infty \int_{-\infty}^\infty X(a, b) \Psi_{a,b}(t) \frac{1}{a^2} db da \quad (4)$$

An alternative approach of inversion formula was found by Morlet, we can even choose a completely different wavelet function, Dirac δ -function $\delta((b-t)/a)$ instead of the analysing wavelet, and that leads to a single integral inverse formula [29],

$$x(t) = \frac{2}{C_\delta} \int_0^\infty \Re\{X(a, t)\} \frac{1}{a^{3/2}} da, \quad (5)$$

where C_δ is the admissibility constant of the δ -function that can be computed using the Eq.(3). In this work, we use this single integral inversion formula for reconstructing the gravitational wave signal from instrumental data.

The CWT converts a time domain signal into a time-scale domain by performing a sliding cross-correlation with a continuous family of wavelets. At the same time, the wavelet function function can be regarded as a impulse response of a band pass filter. Thus, the associated frequency of the wavelet can be treated as frequency value in the time-frequency domain, is known as pseudo-frequency (f_p). It depends on the central frequency (f_c) and the scale parameters of the wavelet,

$$f_p = f_c/a \quad (6)$$

This equation can be used to represent the CWT in time-frequency frame as like the short-time Fourier transform.

One of the most commonly used mother wavelet is the Morlet [30], which is a complex non-orthogonal wavelet. A complex wavelet can separate the phase and amplitude of a signal simultaneously. Thereby, it is more suited to identify the local frequency of signal. The Morlet wavelet consists of an harmonic oscillation with Gaussian window,

$$\psi(t) = \frac{1}{\sqrt{\pi}} \left(e^{i2\pi f_c t} - e^{-(2\pi f_c)^2/2} \right) e^{-t^2/2} \quad (7)$$

The second term in the bracket is a correction to preserve the admissibility condition, which ensures zero frequency component in Fourier domain. In practice, we ignore this

term as it is approximately zero for $f_c \gg 0$. Note that this function does not contain the time-shift and scale parameters, however, we incorporate them for analysis, where $t \rightarrow (t-b)/a$.

The central frequency f_c is a crucial parameter in time-frequency analysis that governs the trade-off between temporal precession and spectral resolution. In time-frequency frame, it basically controls the number-of-cycles of the wavelet by changing the width of the Gaussian window.¹ A large value of central frequency leads to an increased temporal precision at the cost of decreased spectral precision and vice versa for a smaller value of central frequency. It is impossible to achieve simultaneously good precision in time as well as in frequency. A rule of thumb can be proposed for the analysis of gravitational waves from compact binary mergers. The gravitational waves from a binary neutron star system exists for a several tens of seconds or more than hundred seconds inside the bandwidth of Advanced LIGO like detectors and looks like a long-duration chirp signal in time-frequency domain. A large value of central frequency is suitable for binary neutron star systems to achieve an overall good time-frequency precision. On the other hand, a small value of central frequency is appropriate for high mass binary black hole systems as their signals are short-duration burst with a tiny chirp.

A. Choice of wavelet scales: octave

The CWT generally suffers due to the redundancy at large scales, where the wavelets at nearby times are highly correlated. Once a wavelet function is chosen, it is important to choose a tightest set of scales that forms an orthonormal wavelet set. The key mathematical criteria to choose a set of discrete wavelets is that every function $f \in L^2(\mathbb{R})$ must be fully expressed as a superposition of those wavelets i.e., the set is complete in $L^2(\mathbb{R})$. The conventional approach of choosing the scales is an output of octave decomposition [31, 32],

$$\begin{aligned} a_j &= a_0 2^{j\delta j}, \quad j = 0, 1, 2, \dots, J \\ J &= \delta j^{-1} \log_2(N\delta t/a_0), \end{aligned} \quad (8)$$

where N is the total number of samples in $x(t)$, δt is sampling interval, $a_0 = 2\delta t f_c$ is the smallest resolvable scale, and δj is the spacing between the discrete scales. For Morlet wavelet, an adequate scale resolution can be achieved for a δj of less than about 0.5. The quantity

¹ This statement is completely different for time-scale frame, where the central frequency also controls the number-of-cycles without modifying the shape of Gaussian window.

J determines the largest value of the scale that corresponds to the Nyquist frequency. The octave scale leads to a simpler implementation of inverse discrete wavelet transformation as the quantity $da/a = a_0 \delta j \ln(2)$ is a constant. Now, the inverse formula Eq. (5) yields,

$$x_n = \frac{\delta j \delta t^{1/2}}{C_\delta \psi_0(0)} \sum_{j=1}^J \frac{\Re\{X_n(a_j)\}}{a_j^{1/2}} \quad (9)$$

B. Choice of log-uniform scale

For non-orthogonal wavelet analysis, one can adopt an arbitrary set of scales to build up a more complete picture if that set satisfy the completeness criteria. We propose a log-uniform scale,

$$\begin{aligned} \frac{1}{a_j} &= \frac{1}{a_{j-1}} - \delta \ell \\ &= \frac{1}{a_0} - j \delta \ell. \end{aligned} \quad (10)$$

The quantity $\delta \ell = \delta f_p / f_c$ stands for the inverse of spacing between two discrete wavelets and smallest resolvable scale $a_0 = f_c / \delta f_p$. In this work, we choose $\delta f_p = 1/T$, where T is duration of the time-series. The log-uniform scale leads to an uniformly spaced pseudo-frequency. In this formalism, Morlet wavelet transformation is equivalent to the scaled Gabor transformation as the pseudo-frequencies are uniformly spaced. For log-uniform scale $da/a^2 = \delta \ell$, thus, the discrete inverse formula Eq. (5) yields,

$$x_n = \frac{\delta \ell \delta t^{1/2}}{C_\delta \psi_0(0)} \sum_{j=1}^J a_j^{1/2} \Re\{X_n(a_j)\} \quad (11)$$

C. Identifying the essential wavelets

The conventional method for identifying essential wavelets is straightforward approach, where one eliminates the low amplitude region of the wavelet transform by applying a threshold on wavelet coefficients. The aim of this approach is to remove the noise from data and at the same time, the basic structure of the remains same. In this work, we propose a slightly different approach. We employ the modelled waveforms that are obtained from the standard Bayesian parameter estimation analysis. We compute wavelet coefficients for a waveform and set a threshold on coefficient value to select the essential wavelets. The threshold is chosen such that the resultant power from the essential wavelets is equal to a percentage of total power of the spectrogram. We calculate the value of threshold (E_*) for a given fraction of power loss

(R_*) by solving an equation,

$$R_* = 1 - \frac{\sum_{n,j} |X(n,j)|^2 [|X(n,j)|^2 \geq E_*]}{\sum_{n,j} |X(n,j)|^2}. \quad (12)$$

We shall call that R_* is the spectral loss parameter.

As the wavelet transformation is essentially a time-localized band pass filter, thus, a significant amount of noise can be removed through reconstruction procedure. We construct a wavelet filter time-series using the essential wavelets, which are considerably fewer than the total number of wavelets. As a result, this reconstruction method enables us to extract a smooth signal from noisy data and design a test of GR using measurements of the agreement between data and waveform models.

D. Occupied area of the essential wavelets

Reconstructing a signal using the essential wavelets trades with the sensitivity, by which we are able to remove the noise from data. However, the reconstructed signal would always contain a nominal amount of inseparable noise, which passes through the wavelet filters. As a wavelet is regarded as a time-localized bandpass filter, it can be seen as a patch on time-frequency plane. The area (time-frequency bandwidth) of that patch can be used to determine the amount noise released through that wavelet. Therefore, the total amount inseparable noise can be estimated by calculating the cumulative area covered by the essential wavelets.

The non-orthogonal wavelets are highly redundant, where the wavelet spectrum at adjacent times and scales is highly correlated. Further, the essential wavelets of a signal forms a cluster over time-frequency plane. Thereby, the time-frequency area covered by a cluster of wavelets $\{(b_i, a_i)\}_{i=1}^{n_0}$ is related to their placement over time-frequency plane. For octave scale wavelet with a central frequency of f_c , the covered area is:

$$\begin{aligned} A_{\text{Octave}} &= \delta t a_0 \delta j \ln(2) \sum_{i=1}^{n_0} a_i \\ &= 2 \ln(2) \delta j (f_c \delta t)^2 \sum_{i=1}^{n_0} 1/f_{pi}, \end{aligned} \quad (13)$$

where, f_{pi} is the i^{th} pseudo frequency, $f_{pi} = f_c/a_i$. Whereas, the time-frequency area governed by a cluster of wavelets $\{(b_i, a_i)\}_{i=1}^{n_0}$ with log-uniform scale is:

$$A_{\text{log-uniform}} = \sum_{i=1}^{n_0} \delta t / T. \quad (14)$$

Larger in area causes of more noise in the reconstructed signal, which in turn less agreement with the original

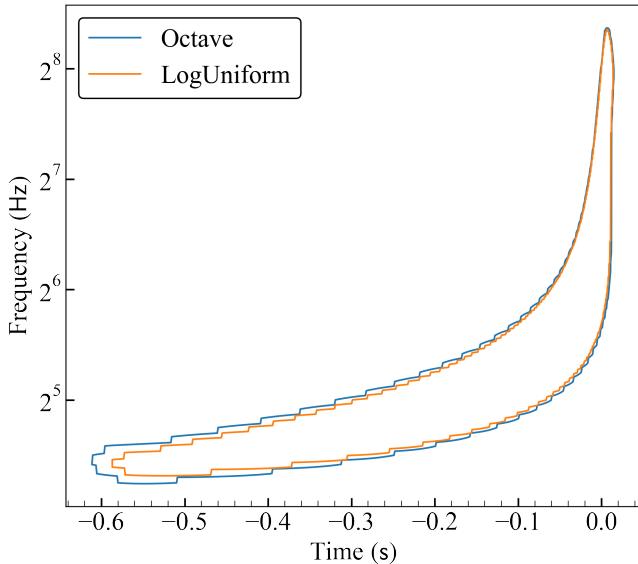


FIG. 1. An illustration of the area covered by the cluster of essential wavelets is produced using a gravitational waveform of a nonspinning equal mass binary system with a chirp mass of $30M_{\odot}$. The areas bounded by the blue and orange curves are 13 and 15, respectively, and correspond to the octave and log-uniform scale, respectively. For this computation, we have assumed aLIGO [33] noise curve with a fixed lower cutoff frequency of 20Hz, the waveform is generated using SEOBNRv4 model [34], and the essential wavelets are selected by setting $R_* = 0.05$.

signal. On the other hand, the adequate representation of a signal demands a larger area over the time-frequency plane. Therefore, our aim is to minimize the area and still have an acceptable representation. The Fig. 1 shows that log-uniform scale occupy a smaller area than the octave scale. The figure indicates that the log-uniform scale allows $\sim 13\%$ less noise in the reconstructed signal than the octave scale for a high mass system, can provide a nearly identical signal representation.

III. PERFORMANCE OF THE RECONSTRUCTION PROCEDURES

In this section, we demonstrate the performance of the wavelet based signal reconstruction and compared between the choice of Octave and log-uniform scale. First, we exhibit that the essential wavelets are adequate to represent a chirp signal containing a broad range of frequency. Second, we carry out injection analysis to evaluate the performance for real data analysis. The gravitational wave signals are drawn from the binary black merger and added to a simulated Gaussian noise.

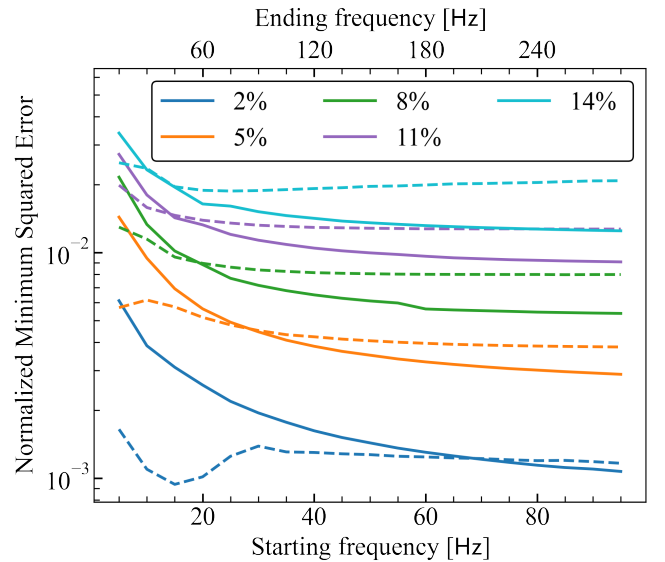


FIG. 2. Performance of octave and log-uniform scale wavelets reconstruction for the linear chirp signals. The signals are generated using Eq. (15). The y-axis represents the normalized minimum squared error in the reconstructed signal. The solid line and dashed line correspond to the log-uniform scale and octave scale, respectively. The bottom and top x-axes represent the starting and ending frequency of the chirp, respectively. The legend represents a set of spectral loss parameters that were used to pick the essential wavelets.

A. Reconstruction of chirp signal without noise

To illustrate the efficiency of the wavelet reconstruction with different scales, we consider a simple chirp signal with a constant amplitude and phase is upto a quadratic order in time (t),

$$x(t) = \sin(2\pi f_0 t + 2\pi f_0 t^2), \quad (15)$$

where f_0 is the starting frequency of the signal and the time range is chosen to be between 0 and 2. Therefore, the ending frequency of the chirp is $3f_0$. This type of chirp signal is adequate to exhibit the performance of the reconstruction method over frequency as the signal spends same time at every frequencies. We consider five different cases to identify the essential wavelets. For each case, the total power contained in the essential wavelets equals a fraction of signal power.

As the number of essential wavelets are very fewer than total number of wavelets required to represent the entire time-scale space, it is inevitable to have an overall amplitude loss. However, we can always set an overall amplitude factor for a given value of R_* as our analysis assumes that signals are priori. An alternative approach is to define normalized minimum squared error (NMSE)

for a reconstructed signal $x_{\text{rec}}(t)$,

$$\mathcal{E}_{\text{NMSE}} = \arg \min_{\mu} \frac{\int |x(t) - \mu x_{\text{rec}}(t)|^2 dt}{\int |x(t)|^2 dt} \quad (16)$$

We use this above equation to quantify the adequateness of the essential wavelets to characterize a linear chirp signal.

In Fig. 2, we illustrate the accuracy of the wavelet reconstruction of the linear chirp signals. The solid and dashed lines correspond to the log-uniform scale and octave scale, respectively. We consider five different cases of fractional loss in spectrogram power to select the essential wavelets used for reconstruction. The reconstruction of high-frequency chirps using log-uniform scale wavelet is more accurate than the octave scale and vice versa for the low-frequency chirps.

B. Reconstruction of gravitational wave signal in simulated noise

We estimate the performance of the reconstruction methods for gravitational wave signals from compact binary mergers of equal mass nonspinning black holes. For each case, an identical signal is injected in many noise realizations of stationary Gaussian distribution weighted by Advanced LIGO zero-detuned high-power (aLIGO) design sensitivity [33]. The waveforms are generated for a wide range of chirp mass between $10M_{\odot}$ and $40M_{\odot}$ using SEOBNRv4 model [34] with a fixed lower cutoff frequency of 20Hz. To determine the reconstruction accuracy with signal-to-noise ratio (SNR) of the injection (injected SNR), we choose a set of values between 5 and 50. The injected SNR (ρ_{inj}) of a waveform (h_{inj}) is defined as:

$$\rho_{\text{inj}}^2 = 4 \int_{f_{\text{low}}}^{f_{\text{high}}} \frac{\tilde{h}_{\text{inj}}^*(f) \tilde{h}_{\text{inj}}(f)}{S_n(f)} df, \quad (17)$$

where, $\tilde{h}_{\text{inj}}(f)$ denotes the Fourier transform of $h_{\text{inj}}(t)$ and $S_n(f)$ denotes the one-sided detector noise power spectral density.

We reconstruct the signal from noisy data using the log-uniform scale wavelet transform, where the essential wavelets are selected using the Eq. (12). To quantify the signal reconstruction accuracy, we calculate the *match* between the injected signal h_{inj} and reconstructed signal h_{rec} , which is defined as a inner product between two normalized waveforms ($\hat{h}_* = h_*/\sqrt{\langle h_* | h_* \rangle}$):

$$\mathcal{M}(h_{\text{inj}}, h_{\text{rec}}) := \langle \hat{h}_{\text{inj}} | \hat{h}_{\text{rec}} \rangle, \quad (18)$$

where the term with angular brackets represents the following inner product,

$$\langle h_{\text{inj}} | h_{\text{rec}} \rangle = 4\Re \int_{f_{\text{low}}}^{f_{\text{high}}} df \frac{\tilde{h}_{\text{inj}}^*(f) \tilde{h}_{\text{rec}}(f)}{S_n(f)}, \quad (19)$$

where $\tilde{h}_{\text{inj}}(f)$ and $\tilde{h}_{\text{rec}}(f)$ denote the Fourier transform of $h_{\text{inj}}(t)$ and $h_{\text{rec}}(t)$, respectively.

The match between two waveforms varies between -1 and 1, depending on their correlation but not their overall amplitudes. A match value of 1 indicates a perfect positive correlation such that two waveforms change with equal proportion, and 0 means no correlation. The equal proportion changes with reverse direction indicate perfect negative correlation, for which match value is -1. To quantify the agreement between the wavelet reconstruction for a network of detectors, we compute the network match (\mathcal{M}_{net}) as given in [35],

$$\mathcal{M}_{\text{net}} = \frac{\sum_k \langle h_{\text{inj}}^k | h_{\text{rec}}^k \rangle}{\left(\sum_k \langle h_{\text{inj}}^k | h_{\text{inj}}^k \rangle \cdot \sum_k \langle h_{\text{rec}}^k | h_{\text{rec}}^k \rangle \right)^{1/2}}, \quad (20)$$

where k represents the k^{th} detector. In our analysis, we consider three detectors configuration of H1, L1 and V1.

A whitened Gaussian noise is considered to be distributed normally over time-scale domain. This implies that the noise energy is equally distributed over time-scale domain. The amount of noise retains in the reconstructed signal is determined by the spectral loss parameter R_* . A higher value of R_* can further reduce the inseparable noise in the reconstructed signal. At the same time, the essential wavelets would not be able represent the complete signal characteristics. This implies that spectral loss parameter impose a threshold on maximum overlap between the injected signal and reconstructed signal. Thereby, we further optimize this parameter. For a given source parameter and injected SNR, we perform the injection analysis with a set of R_* values. The noise average of match for a given injected signal $h_{\text{inj}}(\vec{\lambda}, \rho_{\text{inj}})$ and R_* can be defined as

$$\langle \mathcal{M}(R_*) \rangle_{\text{noise}} = \frac{1}{N} \sum_{i=1}^N \mathcal{M}(h_{\text{inj}}, h_{\text{rec}}[n_i]), \quad (21)$$

where, $h_{\text{rec}}[n_i]$ represents the reconstructed signal from the data of i^{th} noise realization n_i . To find the optimum value of R_* , we maximize the quantity $\langle \mathcal{M}(R_*) \rangle_{\text{noise}}$ over R_* . This leads to a more accurate signal reconstruction.

Fig. 3 demonstrates the *mismatch* ($1 - \mathcal{M}$) in reconstruction for nonspinning binary systems with equal component masses. The solid curve represents the median of the mismatch distribution, and the shaded region shows the $\pm\sigma$ width of that distribution. For the case of a fixed optimal SNR, we can see that mismatch substantially decreases with an increase of chirp mass. It is intuitively expected: the number of essential wavelets for high chirp mass systems is fewer than low chirp mass systems. The waveform of a binary system with high chirp mass can be characterized using a few wavelets as the waveform is short. In contrast, the waveform of a low chirp mass

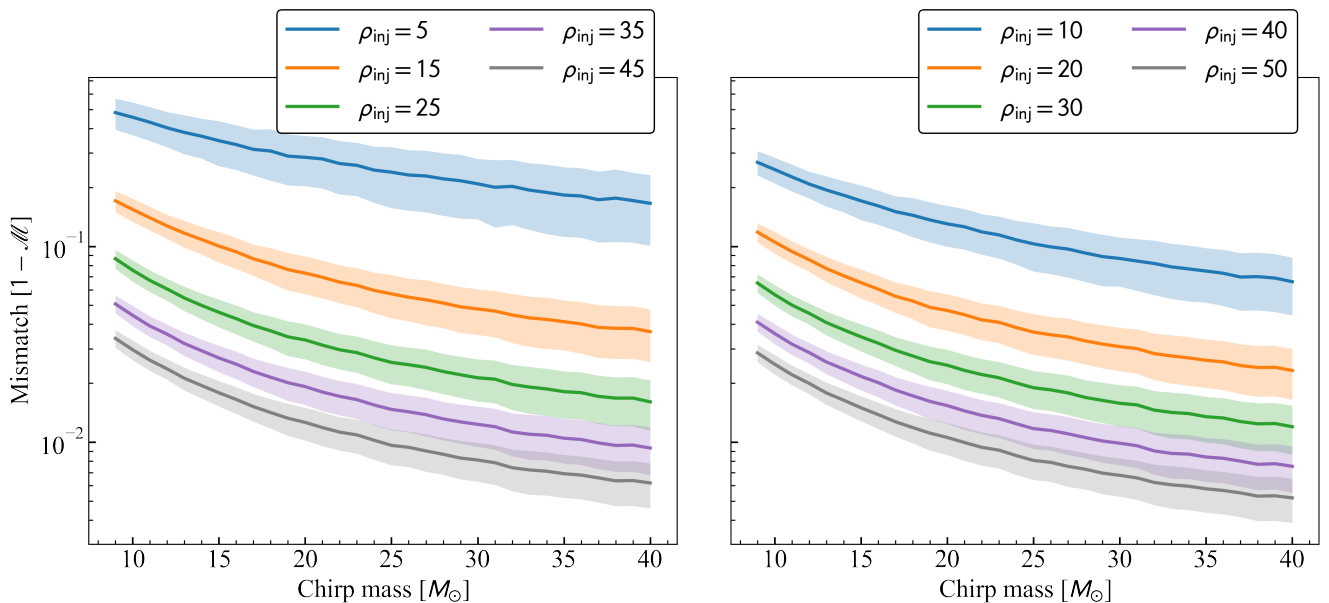


FIG. 3. The figures shows the mismatch between the injected gravitational wave signal and reconstructed signal, where the filter wavelets were constructed using the log-uniform scale as defined in Eq. (10). For producing the injections, we have assumed the nonspinning equal mass binary black holes with a wide range of chirp mass as labelled in x -axis. The legend of the figures stand for the optimal SNR of the injected signal. We have injected an identical signal into many noise realization to produce the distribution of mismatch for each chirp mass. For this computation, we have assumed aLIGO noise curve with a fixed lower cutoff frequency of 20Hz, the waveforms are generated using SEOBNRv4 model.

system is longer, for which one requires a large number of wavelets to represent the signal.

For the case of a fixed chirp mass system, the reconstruction accuracy increases with the injection SNR (listed in the legend). The number of essential wavelets and their properties do not change with the SNR. The level of accuracy in fact is related to the ratio between the signal and noise contribution in the wavelet power spectrum. As injection SNR increases, the average noise contribution to the reconstructed signal remains the same, but the signal contribution increases, which results in a more accurate reconstruction.

As the injection chirp mass increases, the number of essential wavelets decreases, and they cover a smaller area over the time-frequency plane. The signal contribution to the essential wavelet coefficients increases with the injection chirp mass for a fixed SNR case. At the same time, the noise contribution decreases due to the smaller area. That explains why the reconstruction signal for a high chirp mass system is more accurate than a low chirp mass.

IV. IDENTIFYING THE DEVIATION

We as of yet discussed the performance of wavelet reconstruction, assuming the injected waveforms were known prior. Their results tells us the efficiency of the

semi-model dependent wavelet reconstruction method when a signal in the data belong to the manifold of search template waveform. However, a signal might not belong to that manifold. These deviations could arise due to: influence of unknown binary parameter in the signal (such as eccentricity if the waveform model only considers the circular binary), missing physics in the waveform model, deviation from GR or noise artifacts. We demonstrate one case of an injection of GW signal produced from a merger of BBH that carries orbital eccentricity. Recent template-based analysis by LIGO-Virgo collaborations used quasi-circular waveform [36]. We use a recently developed IMRPhenomXP model to generate the template waveform [37]. This model includes the effect of orbital precession but does not consider orbital eccentricity.

The inclusion of eccentricity in the injected signal leads to an deviation from the the manifold of search template waveform. To demonstrate this, we consider a numerical-relativity simulations of IMR eccentric waveform SXS:BBH:0323 picked from Simulating eXtreme Spacetimes (SXS) catalog [38]. This system is a nonspinning binary with mass ratio of 1.22. The numerical simulation is performed for an eccentric BBH system, where eccentricity evolves with time. The reference eccentricity is $e_{\text{ref}} = 0.194$ as measured at a reference orbital frequency of $Mf_0 = 0.0137$. In our analysis, we scale the simulation for a total mass of $60 M_{\odot}$, which is suitable for ground based detectors.

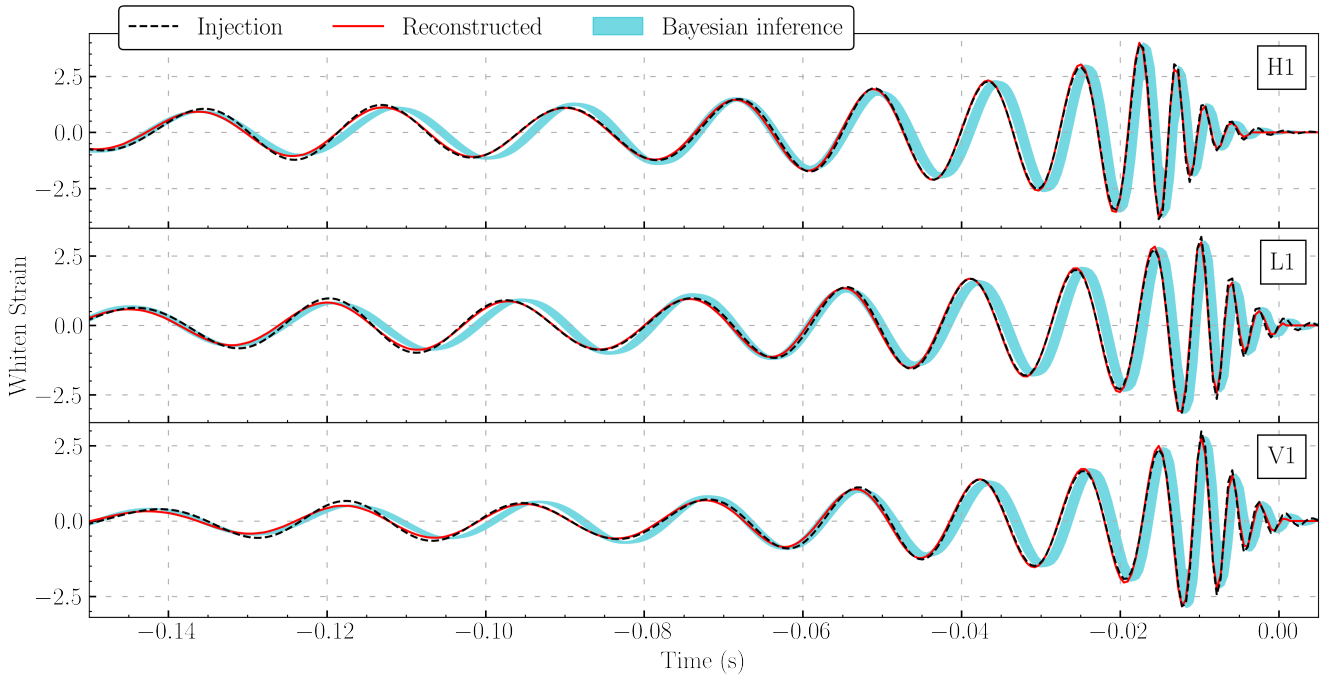


FIG. 4. An illustration of wavelet reconstruction (solid red line) and LALINFERENCE (cyan band) with IMRPhenomXP waveform model, obtained from an injection analysis using an NR eccentric waveform SXS:BBH:0323 picked from SXS catalog with a total mass of $60M_{\odot}$. The dashed black line represents the injected waveform. For this computation, we have used the three detector configuration of Advanced LIGO and Advanced Virgo.

We keep the system in the *face-on* configuration where the inclination angle is 0° . As the component masses are nearly equal and zero inclination, the contribution of higher-order modes to the injected signal is negligible. This configuration assures us that the deviation enters only due to the orbital eccentricity. We inject the signal assuming a three detector configuration of Advanced LIGO and Advanced Virgo [33, 39–42]. We set the source’s sky position and distance such that the injected SNR in Hanford (H1), Livingston (L1), and Virgo (V1) are 25, 20, and 15, respectively. Since the average result of our wavelet reconstruction over many Gaussian noise realizations with an identical injected signal leads to the case of zero noise, we consider zero noise realization to construct the data stream. We analyze the data using the standard Bayesian parameter estimation library LALInferenceNest [27], a Bayesian inference nested sampling code implemented in the LIGO Algorithm Library (LALSuite) [43]. We use the python-based package PESUMMARY [44] to process the data from parameter estimation analysis and generate the template waveform in the detector frame.

In order to reconstruct the signal from data stream, we follow these steps:

1. For each posterior sample, we generate the CBC template waveform in the detector frame. Since the GR allows only two polarization states, referred to

as the plus (h_{+}) and cross (h_{\times}), the time-domain response $h_{\mathcal{I}}(t)$ of a given detector \mathcal{I} is determined by the antenna response functions ($F_{\mathcal{I}}^{+}$ and $F_{\mathcal{I}}^{\times}$) of those polarizations [45],

$$h_{\mathcal{I}}(t) = F_{\mathcal{I}}^{+}(\alpha, \delta, \psi, t)h_{\times}(t - \Delta t_{\mathcal{I}}; D_L, \iota, \vec{\lambda}) + F_{\mathcal{I}}^{\times}(\alpha, \delta, \psi, t)h_{+}(t - \Delta t_{\mathcal{I}}; D_L, \iota, \vec{\lambda}), \quad (22)$$

where, α and δ refers to the source sky location in terms of right ascension and declination, ψ is the polarization angle, D_L is the luminosity distance to the source, ι is the inclination angle of the binary plane, $\vec{\lambda}$ represents the set of intrinsic parameters of the binary system, and $\Delta t_{\mathcal{I}}(\equiv \Delta t_{\mathcal{I}}(\alpha, \delta, t))$ is the light travel time from geocentric to detector origin.

2. We use the whiten waveform weighted by the noise amplitude spectral density such that the norm of the whiten waveform is equal to its optimal SNR.
3. We compute the wavelet coefficients for each whiten template waveform $h_{\mathcal{I}}(t)$ using the CWT as shown in Eq. (1), where wavelets are constructed using the log-uniform scale.
4. We identify the essential wavelets using Eq. (12), where spectral loss parameter R_* is determined using Eq. (21). We inject the best fit template (corresponds to maximum likelihood sample) waveform

in many simulated noise realizations and estimate the value of R_* for each detector's data. We have found the value of R_* for H1, L1, and V1 is 2.5%, 4% and 5%, respectively. Please note that we estimate the spectral loss parameter for maximum likelihood sample and using that value for all the posterior samples.

5. We use those essential wavelets to the reconstruct signal from detectors strain.

Detector	ρ_{inj}	$\widetilde{\mathcal{M}}_{\text{bif}}^{\text{inj}}$	$\widetilde{\mathcal{M}}_{\text{bif}}^{\text{rec}}$	$\widetilde{\mathcal{M}}_{\text{rec}}^{\text{inj}}$	$\widetilde{\rho}_{\text{res}}$
Hanford (H1)	25	0.921	0.931	0.982	8.9
Livingston (L1)	20	0.912	0.917	0.979	7.8
Virgo (V1)	15	0.903	0.899	0.978	6.5
Network	35.6	0.916	0.922	0.981	–

TABLE I. Comparison between the LALINFERENCE template waveform and log-uniform wavelet reconstruction for an eccentric numerical relativity waveform SXS:BBH:0323 picked from SXS catalogue with a total mass of $60M_{\odot}$. The numerical simulation is performed for a nonspinning, nearly equal-mass eccentric BBH system, where the measured reference eccentricity is $e_{\text{ref}} = 0.194$ at a reference orbital frequency of $Mf_0 = 0.0137$. The quantity $\widetilde{\mathcal{M}}$ denotes the median of the match values.

Fig. 4 illustrates the results from wavelet reconstruction, 90% credible region of LALINFERENCE template waveform, and injected waveform. As the difference among the wavelet-based reconstructed waveforms is tiny, we only demonstrate that obtained using maximum likelihood sample. We can see the amplitude and phase of the reconstructed waveform are approximately consistent with the injected waveform. On the contrary, the LALINFERENCE waveform is out of phase over a bit of the region, which indicates a significant deviation from the search template waveform manifold. We also compute three different matches using the reconstructed signal (h_{rec}), LALINFERENCE template waveform (h_{bif}) obtained from posterior samples as described in step 1, and injected waveform (h_{inj}): $\mathcal{M}(h_{\text{inj}}, h_{\text{bif}})$, $\mathcal{M}(h_{\text{bif}}, h_{\text{rec}})$, and $\mathcal{M}(h_{\text{inj}}, h_{\text{rec}})$. We obtain the reconstructed waveform using the essential wavelets of each posterior sample and compute the match. Table I summarizes the match comparison. It signifies the wavelet-based reconstructed waveform is more faithful than the LALINFERENCE.

However, we can not compute the $\mathcal{M}(h_{\text{rec}}, h_{\text{inj}})$ and $\mathcal{M}(h_{\text{bif}}, h_{\text{inj}})$ for an actual event case as it is infeasible to know the true signal in data. We propose to compute the residual SNR (ρ_{res}) obtained by subtracting each template waveform of LALINFERENCE posterior samples from the corresponding wavelet-based reconstructed waveform. We report the median of residual SNR in the last column of Table I.

V. ANALYSIS OF EVENTS IN GWTC-1

We apply the proposed method to each binary black hole event in the first gravitational-wave transient catalog GWTC-1 [3] to reconstruct the gravitational wave signals from individual detectors. In our analysis, we consider the on-source data provided by the Gravitational Wave Open Science Center [46, 47], released for GWTC-1 [3]. For identifying the essential wavelets, we use the posterior samples of source properties obtained from the BILBY's [48, 49] reanalysis of GWTC-1. The parameter estimation analysis was performed using the IMRPhenomPv2 [50, 51] waveform model and the PSD estimated by BAYESLINE algorithm [52].

In order to reconstruct the signal from data using the estimated waveforms, we follow the steps as described in Section IV.

Fig. 5 shows the results of GW150914 [1]: waveform reconstruction by Bayesian parameter estimation and the log-uniform scale wavelet reconstruction. The left-top and left-bottom panels show the whitened reconstructed signals for the H1 strain and L1 strain, respectively. The signal's amplitude has the units of the standard deviation of the noise, which implies that the square root of the sum of the squared reconstructed signal is the SNR of that signal. The right panel shows the histogram of the match between the reconstructed signal and the CBC template waveform. The agreement for H1 data is better than L1 data as the reconstruction accuracy increases with the SNR. For H1 data, the most probable value (mode) of the match values is 0.975, and the maximum is 0.982. We also compute the network match values and its mode 0.962. It implies an excellent agreement between the GR template waveform and the observed data. We have seen that the reconstructed signal does remain almost identical even when the essential wavelets are selected using different posterior samples. Thereby, we only draw the case of the maximum likelihood sample for this demonstration.

Our reconstruction method trades with sensitivity for identifying the essential wavelets and removing the noise from on-source data. Consequently, the technique cannot discern early inspiral or late ringdown part of the CBC waveforms where the signals are weaker. In the time-frequency domain, the early inspiral part spreads out over time, whereas the late-ringdown part of the signal over frequency. In Fig. 5, it is visible that the early inspiral part of the L1 signal (before 0.25 seconds) fades out. In contrast, the oscillatory behavior in the H1 signal is visible and consistent within the band of template waveform because of the higher SNR in H1. At the same time, the late ringdown part of both the signals is disappeared. In a time-frequency frame, the ringdown part of a signal spreads out over frequency despite having a fixed frequency because of its exponential decay term, leading

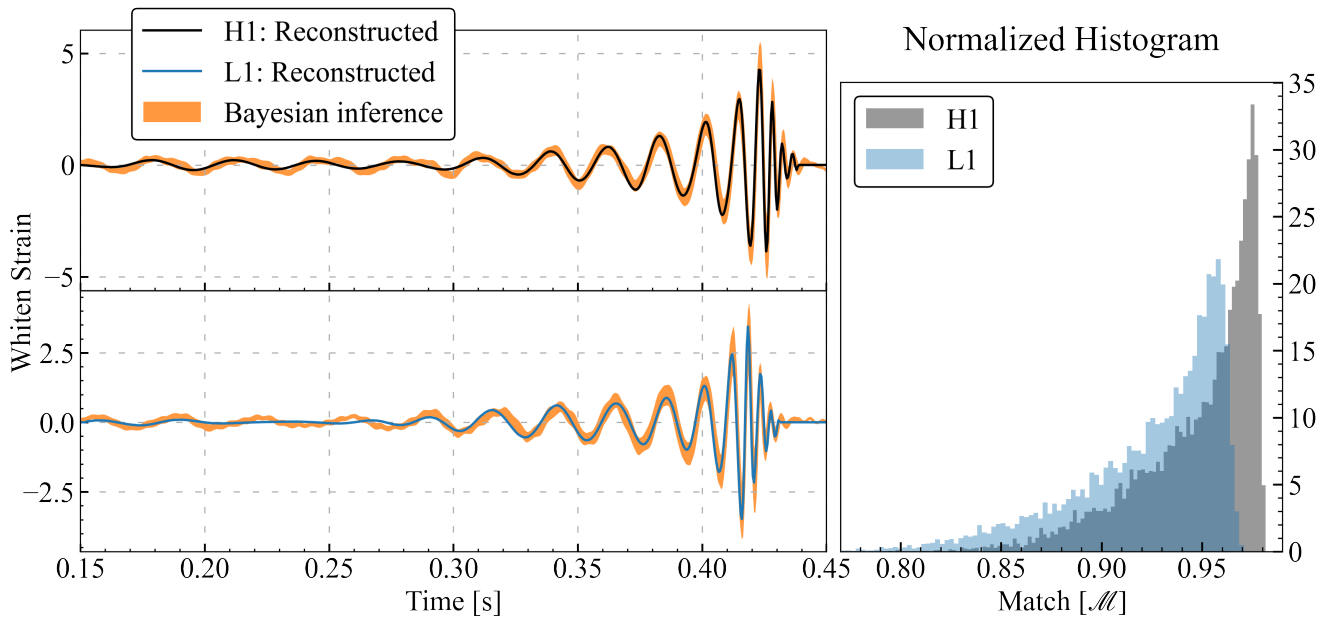


FIG. 5. Log-uniform scale wavelet reconstruction results of GW150914 event, obtained using the on-source data of LIGO Hanford (H1) and Livingston (L1) detectors, where the times (in seconds) are shown relative to a reference time 1126259462.0. The solid black line in the top-left panel shows the reconstructed signal obtained from H1 data and the solid blue line in the right-top panel for L1 data. The orange band in these panels is produced using the CBC template waveforms obtained using Bayesian parameter estimation framework BILBY with IMRPhenomPv2 waveform model. We demonstrate the whitened reconstructed signal in units of the standard deviation of the noise. The right panel shows the histogram of the match between the reconstructed signal and the CBC template.

Event	$\tilde{\mathcal{M}}_c$	$\tilde{\rho}_{\text{bif}}^{\text{H1}}$	$\tilde{\rho}_{\text{bif}}^{\text{L1}}$	$\tilde{\rho}_{\text{bif}}^{\text{V1}}$	$\tilde{\mathcal{M}}_{\text{H1}}$	$\tilde{\mathcal{M}}_{\text{L1}}$	$\tilde{\mathcal{M}}_{\text{V1}}$	$\tilde{\mathcal{M}}_{\text{net}}$
GW150914	31.0	20.6	14.3	—	0.96	0.94	—	0.95
GW151012	18.3	6.5	5.9	—	0.73	0.74	—	0.73
GW151226	9.7	9.8	6.9	—	0.80	0.66	—	0.74
GW170104	25.7	9.5	10.0	—	0.86	0.89	—	0.87
GW170608	8.5	12.1	9.2	—	0.78	0.49	—	0.60
GW170729	51.5	6.0	8.3	1.7	0.89	0.91	-0.21	0.85
GW170809	29.7	6.0	10.8	1.1	0.86	0.92	0.02	0.89
GW170814	27.0	9.3	14.2	3.8	0.88	0.93	0.74	0.91
GW170818	32.1	4.7	9.8	4.3	0.80	0.90	0.82	0.87
GW170823	38.9	7.1	9.5	—	0.88	0.93	—	0.91

TABLE II. List of match values of GWTC-1 events obtained by computing the match between the reconstructed waveform and Bayesian inference template waveform. We report the chirp mass and the SNR to indicate the efficiency of the reconstruction as demonstrated in section III B. We report the median (denoted by tilde) value of the distribution. Dashes (—) correspond to detector not included in the analysis.

to a Lorentzian spread along the frequency direction.

Further, we perform the reconstruction analysis on the remaining events of GWTC-1 [53–57]. We compute the match between the reconstructed waveform and the estimated theoretical waveform, and report the results in

Table II. In order to understand the reconstruction efficiency depending on the SNR and chirp mass, we also reported them in the same table. These values are obtained from the posterior samples by BILBY [49]. Fig. 6 shows the 90% interval of the network match values and their mode value is marked by solid circle. We found the best agreement with GR for the GW150914 event, the minimum match for GW170608, albeit the observed SNR was higher than the nominal threshold in both the detectors for the latter event. The match value depends not only on SNR but also on the time-frequency area covered by the essential wavelets of the signal. In section III B, we have seen that the match value increases with the injection chirp mass when the injection SNR is kept at a fixed value. The chirp mass of GW170608 has the lowest value in the catalog, for which its essential wavelets occupy the biggest time-frequency area.

For GW170729, the match between the template waveform and Virgo data is negative, which is unexpected. The reconstructed signal and template waveform are in nearly antiphase for most posterior samples, leading to a negative match value. It could be due to the noise artifacts. The antiphase could occur due to poor constraint of event time in the detector frame. The full width of event time distribution for H1, L1, and V1 are 19, 18, and 63 ms, respectively. The spread for V1 data is sig-

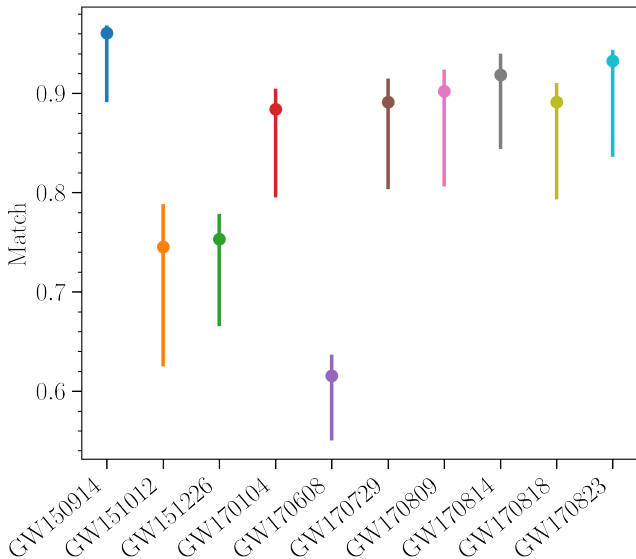


FIG. 6. Network match between the CBC template waveform by Bayesian parameter estimation and wavelet-based reconstructed waveform. The vertical bar represents the 90% credible interval of the matches. The dot over each error bar is the mode of matches.

nificantly larger than the other two. It is impossible to draw an appropriate conclusion whether the deviation presents or not when the SNR is very low. Thereby, we also compute the network match excluding the contribution of V1. The median of the two detector network match is 0.88, and the mode is 0.89. An extensive study on agreement between the CBC template waveform and the BAYESWAVE reconstruction also found the similar results [58], where the contribution of V1 data was not considered for this study. We excluded the contribution of V1 for GW170729 to produce Fig. 6.

VI. CONCLUSION

This paper presents a wavelet-based semi-model-dependent approach for reconstructing the gravitational wave signals produced from compact binary mergers. We have employed the framework of continuous wavelet transformation, where Morlet wavelets represent the signals. Our semi-model approach considers the Bayesian parameter estimation samples for selecting the essential wavelets over the time-frequency frame. We have used those wavelets to reconstruct the signals from data.

In general, the wavelets are constructed using an output of octave scale, which provides the tightest set of wavelets. Such wavelets yield a nearly orthogonal wavelet basis. In this paper, we have proposed a log-uniform scale for constructing the wavelets. Such wavelets are highly redundant, i.e., non-orthogonal wavelets. It refers to a

less compact form for representing the signal. In the semi-modeled reconstruction method, this new scale is more efficient for representing the linear chirp signals at high frequencies than the octave scale. As the wavelets are regarded as time localized bandpass filters, a reconstructed signal always contains a nominal amount of noise that passes through the essential wavelets. The amount of noise depends on the area covered by the essential wavelets over the time-frequency plane. We have shown that the essential wavelets with the log-uniform scale occupy a smaller area than the octave scale. It enables us to achieve better reconstruction for the weak signals.

We have carried out injection analysis to evaluate the reconstruction efficiency for the signals from binary black hole mergers. We have calculated the match between the injected waveform and the reconstructed signal. The reconstruction accuracy increases with the SNR such that mismatch is approximately proportional SNR squared, $1 - \mathcal{M} \gtrsim 1/\text{SNR}^2$. We have also seen that the reconstruction accuracy strongly depends on the chirp mass. A signal from a higher chirp mass system can be recovered at a better accuracy than the low chirp mass.

We have demonstrated the ability to detect the deviation of the actual signal from the search template waveform manifold. We have injected an eccentric BBH waveform and performed the Bayesian parameter estimation analysis using LALINFERENCE with a quasi-circular waveform model IMRPhenomXP. After that, we have studied the match between the injected waveform and the reconstructed waveform. As reported in Table I, the LALINFERENCE reconstruction agrees less with the injected waveform than the wavelet reconstruction. We have shown that LALINFERENCE waveform is out of phase over a bit of the region, whereas the amplitude and phase of the reconstructed waveform are nearly consistent with the injected waveform.

We have applied this wavelet-based reconstruction analysis to each binary black hole merger event in GWTC-1. We have seen a satisfactory agreement between the reconstructed signal and the estimated theoretical waveform. As the gravitational wave catalog grows, we expect the wavelet-based semi-model-dependent reconstruction method to provide a more precise view of the agreement between the observed data and the waveform model.

There are many avenues for future work and extensions of this method: combining the octave and log-uniform scales to have an optimal method for reconstructing the signals from compact binaries; applying this new method for reconstructing the signal from binary neutron star mergers; developing appropriate statistics for detecting the deviations and investigating the match study when instrumental glitch presents in on-source data; applying this method on GWTC-2 and GWTC-3 [4, 5].

ACKNOWLEDGMENTS

I gratefully acknowledge comments, and feedback from Ayatri Singha, Sudarshan Ghonge, M.K. Haris, Amit Reza, Khun Sang Phukon, Chinmay Kalaghatgi, Bhooshan Gadre, Melissa Lopez Portilla, Chris Van Den Broeck. The research is supported by the research program of the Netherlands Organisation for Scientific Research (NWO). The material of this paper is based upon work supported by NSF's LIGO Laboratory, which is a

major facility fully funded by the National Science Foundation (NSF). I gratefully acknowledge computational resources provided by the LIGO Laboratory and supported by the NSF Grants No. PHY-0757058 and No. PHY-0823459. This research has made use of data, software and/or web tools obtained from the Gravitational Wave Open Science Center, a service of LIGO Laboratory [46], the LIGO Scientific Collaboration and the Virgo Collaboration.

-
- [1] B. P. Abbott *et al.* (LIGO Scientific Collaboration and Virgo Collaboration), Observation of gravitational waves from a binary black hole merger, *Phys. Rev. Lett.* **116**, 061102 (2016).
- [2] B. P. Abbott *et al.* (LIGO Scientific Collaboration and Virgo Collaboration), Gw170817: Observation of gravitational waves from a binary neutron star inspiral, *Phys. Rev. Lett.* **119**, 161101 (2017).
- [3] B. P. Abbott *et al.* (LIGO Scientific Collaboration and Virgo Collaboration), GWTC-1: A Gravitational-Wave Transient Catalog of Compact Binary Mergers Observed by LIGO and Virgo during the First and Second Observing Runs, *Phys. Rev. X* **9**, 031040 (2019), [arXiv:1811.12907 \[astro-ph.HE\]](#).
- [4] R. Abbott *et al.* (LIGO Scientific, Virgo), GWTC-2: Compact Binary Coalescences Observed by LIGO and Virgo During the First Half of the Third Observing Run, *Phys. Rev. X* **11**, 021053 (2021), [arXiv:2010.14527 \[gr-qc\]](#).
- [5] The LIGO Scientific Collaboration, the Virgo Collaboration, the KAGRA Collaboration, R. Abbott, *et al.*, GWTC-3: Compact Binary Coalescences Observed by LIGO and Virgo During the Second Part of the Third Observing Run, *arXiv e-prints*, [arXiv:2111.03606 \(2021\)](#), [arXiv:2111.03606 \[gr-qc\]](#).
- [6] T. Venumadhav, B. Zackay, J. Roulet, L. Dai, and M. Zaldarriaga, New search pipeline for compact binary mergers: Results for binary black holes in the first observing run of Advanced LIGO, *Phys. Rev. D* **100**, 023011 (2019), [arXiv:1902.10341 \[astro-ph.IM\]](#).
- [7] A. H. Nitz, C. Capano, A. B. Nielsen, S. Reyes, R. White, D. A. Brown, and B. Krishnan, 1-OGC: The first open gravitational-wave catalog of binary mergers from analysis of public Advanced LIGO data, *Astrophys. J.* **872**, 195 (2019), [arXiv:1811.01921 \[gr-qc\]](#).
- [8] A. H. Nitz, T. Dent, G. S. Davies, S. Kumar, C. D. Capano, I. Harry, S. Mozzon, L. Nuttall, A. Lundgren, and M. Tápai, 2-OGC: Open Gravitational-wave Catalog of binary mergers from analysis of public Advanced LIGO and Virgo data, *Astrophys. J.* **891**, 123 (2020), [arXiv:1910.05331 \[astro-ph.HE\]](#).
- [9] B. P. Abbott *et al.* (LIGO Scientific, Virgo), Tests of general relativity with GW150914, *Phys. Rev. Lett.* **116**, 221101 (2016), [Erratum: *Phys. Rev. Lett.* **121**, 129902 (2018)], [arXiv:1602.03841 \[gr-qc\]](#).
- [10] B. P. Abbott *et al.* (LIGO Scientific, Virgo), Tests of General Relativity with the Binary Black Hole Signals from the LIGO-Virgo Catalog GWTC-1, *Phys. Rev. D* **100**, 104036 (2019), [arXiv:1903.04467 \[gr-qc\]](#).
- [11] R. Abbott *et al.* (LIGO Scientific, Virgo), Tests of general relativity with binary black holes from the second LIGO-Virgo gravitational-wave transient catalog, *Phys. Rev. D* **103**, 122002 (2021), [arXiv:2010.14529 \[gr-qc\]](#).
- [12] S. Klimenko and G. Mitselmakher, A wavelet method for detection of gravitational wave bursts, *Classical and Quantum Gravity* **21**, S1819 (2004).
- [13] S. Klimenko, S. Mohanty, M. Rakhmanov, and G. Mitselmakher, Constraint likelihood analysis for a network of gravitational wave detectors, *Physical Review D* **72**, 10.1103/physrevd.72.122002 (2005).
- [14] S. Klimenko, I. Yakushin, A. Mercer, and G. Mitselmakher, A coherent method for detection of gravitational wave bursts, *Classical and Quantum Gravity* **25**, 114029 (2008).
- [15] N. J. Cornish and T. B. Littenberg, Bayeswave: Bayesian inference for gravitational wave bursts and instrument glitches, *Classical and Quantum Gravity* **32**, 135012 (2015).
- [16] N. J. Cornish, T. B. Littenberg, B. Bécsy, K. Chatziioannou, J. A. Clark, S. Ghonge, and M. Millhouse, BayesWave analysis pipeline in the era of gravitational wave observations, *Phys. Rev. D* **103**, 044006 (2021), [arXiv:2011.09494 \[gr-qc\]](#).
- [17] P. J. Sutton *et al.*, X-Pipeline: An Analysis package for autonomous gravitational-wave burst searches, *New J. Phys.* **12**, 053034 (2010), [arXiv:0908.3665 \[gr-qc\]](#).
- [18] S. Chatterji, A. Lazzarini, L. Stein, P. J. Sutton, A. Searle, and M. Tinto, Coherent network analysis technique for discriminating gravitational-wave bursts from instrumental noise, *Phys. Rev. D* **74**, 082005 (2006), [arXiv:gr-qc/0605002](#).
- [19] S. Ghonge, K. Chatziioannou, J. A. Clark, T. Littenberg, M. Millhouse, L. Cadonati, and N. Cornish, Reconstructing gravitational wave signals from binary black hole mergers with minimal assumptions, *Phys. Rev. D* **102**, 064056 (2020), [arXiv:2003.09456 \[gr-qc\]](#).
- [20] F. Salemi, E. Milotti, G. A. Prodi, G. Vedovato, C. Lazzaro, S. Tiwari, S. Vinciguerra, M. Drago, and S. Klimenko, Wider look at the gravitational-wave transients from GWTC-1 using an unmodeled recon-

- struction method, *Phys. Rev. D* **100**, 042003 (2019), [arXiv:1905.09260 \[gr-qc\]](#).
- [21] V. Necula, S. Klimenko, and G. Mitselmakher, Transient analysis with fast Wilson-Daubechies time-frequency transform, *J. Phys. Conf. Ser.* **363**, 012032 (2012).
- [22] S. Klimenko, S. Mohanty, M. Rakhmanov, and G. Mitselmakher, Constraint likelihood analysis for a network of gravitational wave detectors, *Phys. Rev.* **72**, 122002 (2005), [arXiv:gr-qc/0508068 \[gr-qc\]](#).
- [23] S. Klimenko *et al.*, Method for detection and reconstruction of gravitational wave transients with networks of advanced detectors, *Phys. Rev.* **D93**, 042004 (2016), [arXiv:1511.05999 \[gr-qc\]](#).
- [24] M. Millhouse, N. J. Cornish, and T. Littenberg, Bayesian reconstruction of gravitational wave bursts using chirplets, *Physical Review D* **97**, 10.1103/physrevd.97.104057 (2018).
- [25] C. Rover, R. Meyer, and N. Christensen, Bayesian inference on compact binary inspiral gravitational radiation signals in interferometric data, *Class. Quant. Grav.* **23**, 4895 (2006), [arXiv:gr-qc/0602067](#).
- [26] M. van der Sluys, V. Raymond, I. Mandel, C. Rover, N. Christensen, V. Kalogera, R. Meyer, and A. Vecchio, Parameter estimation of spinning binary inspirals using Markov-chain Monte Carlo, *Class. Quant. Grav.* **25**, 184011 (2008), [arXiv:0805.1689 \[gr-qc\]](#).
- [27] J. Veitch *et al.*, Parameter estimation for compact binaries with ground-based gravitational-wave observations using the LALInference software library, *Phys. Rev. D* **91**, 042003 (2015), [arXiv:1409.7215 \[gr-qc\]](#).
- [28] J. Skilling, Nested sampling for general Bayesian computation, *Bayesian Analysis* **1**, 833 (2006).
- [29] M. Farge, Wavelet transforms and their applications to turbulence, *Annual Review of Fluid Mechanics* **24**, 395 (1992), <https://doi.org/10.1146/annurev.fl.24.010192.002143>.
- [30] A. Grossmann and J. Morlet, Decomposition of Hardy functions into square integrable wavelets of constant shape, *SIAM Journal on Mathematical Analysis* **15**, 723 (1984), <https://doi.org/10.1137/0515056>.
- [31] A. Grossmann, R. Kronland-Martinet, and J. Morlet, Reading and understanding continuous wavelet transforms, in *Wavelets*, edited by J.-M. Combes, A. Grossmann, and P. Tchamitchian (Springer Berlin Heidelberg, Berlin, Heidelberg, 1989) pp. 2–20.
- [32] C. Torrence and G. P. Compo, A practical guide to wavelet analysis, *Bulletin of the American Meteorological Society* **79**, 61 (1998).
- [33] L. Barsotti, S. Gras, M. Evans, and P. Fritschel, *The updated Advanced LIGO design curve*, LIGO Technical Note T1800044-v5 (LIGO Scientific Collaboration, 2018) updated from T0900288-v3.
- [34] A. Bohé *et al.*, Improved effective-one-body model of spinning, nonprecessing binary black holes for the era of gravitational-wave astrophysics with advanced detectors, *Phys. Rev. D* **95**, 044028 (2017), [arXiv:1611.03703 \[gr-qc\]](#).
- [35] B. Bécsy, P. Raffai, N. J. Cornish, R. Essick, J. Kanner, E. Katsavounidis, T. B. Littenberg, M. Millhouse, and S. Vitale, Parameter estimation for gravitational-wave bursts with the BayesWave pipeline, *Astrophys. J.* **839**, 15 (2017), [arXiv:1612.02003 \[astro-ph.HE\]](#).
- [36] R. Abbott *et al.* (LIGO Scientific, Virgo), GWTC-2: Compact Binary Coalescences Observed by LIGO and Virgo During the First Half of the Third Observing Run, *Phys. Rev. X* **11**, 021053 (2021), [arXiv:2010.14527 \[gr-qc\]](#).
- [37] G. Pratten *et al.*, Computationally efficient models for the dominant and subdominant harmonic modes of precessing binary black holes, *Phys. Rev. D* **103**, 104056 (2021), [arXiv:2004.06503 \[gr-qc\]](#).
- [38] I. Hinder, L. Kidder, H. Pfeiffer, M. Scheel, M. Boyle, D. Hemberger, G. Lovelace, and B. Szilagyi, Binary black-hole simulation sxsbh:1360, [10.5281/zenodo.3326460](#) (2019).
- [39] J. Aasi *et al.* (LIGO Scientific), Advanced LIGO, *Class. Quant. Grav.* **32**, 074001 (2015), [arXiv:1411.4547 \[gr-qc\]](#).
- [40] G. M. Harry (LIGO Scientific), Advanced LIGO: The next generation of gravitational wave detectors, *Class. Quant. Grav.* **27**, 084006 (2010).
- [41] T. Accadia *et al.*, Virgo: a laser interferometer to detect gravitational waves, *Journal of Instrumentation* **7** (03), P03012.
- [42] F. Acernese *et al.* (VIRGO), Advanced Virgo: a second-generation interferometric gravitational wave detector, *Class. Quant. Grav.* **32**, 024001 (2015), [arXiv:1408.3978 \[gr-qc\]](#).
- [43] LIGO Scientific Collaboration, *LIGO Algorithm Library - LALSuite*, free software (GPL) (2018).
- [44] C. Hoy and V. Raymond, Pesummary: The code agnostic parameter estimation summary page builder, *SoftwareX* **15**, 100765 (2021).
- [45] B. P. Abbott *et al.* (LIGO Scientific, Virgo), A guide to LIGO–Virgo detector noise and extraction of transient gravitational-wave signals, *Class. Quant. Grav.* **37**, 055002 (2020), [arXiv:1908.11170 \[gr-qc\]](#).
- [46] M. Vallisneri, J. Kanner, R. Williams, A. Weinstein, and B. Stephens, The LIGO Open Science Center, *Journal of Physics: Conference Series* **610**, 012021 (2015).
- [47] R. Abbott *et al.* (LIGO Scientific, Virgo), Open data from the first and second observing runs of Advanced LIGO and Advanced Virgo, *SoftwareX* **13**, 100658 (2021), [arXiv:1912.11716 \[gr-qc\]](#).
- [48] G. Ashton *et al.*, BILBY: A user-friendly Bayesian inference library for gravitational-wave astronomy, *Astrophys. J. Suppl.* **241**, 27 (2019), [arXiv:1811.02042 \[astro-ph.IM\]](#).
- [49] I. M. Romero-Shaw *et al.*, Bayesian inference for compact binary coalescences with bilby: validation and application to the first LIGO–Virgo gravitational-wave transient catalogue, *Mon. Not. Roy. Astron. Soc.* **499**, 3295 (2020), [arXiv:2006.00714 \[astro-ph.IM\]](#).
- [50] P. Schmidt, M. Hannam, and S. Husa, Towards models of gravitational waveforms from generic binaries: A simple approximate mapping between precessing and nonprecessing inspiral signals, *Phys. Rev. D* **86**, 104063 (2012), [arXiv:1207.3088 \[gr-qc\]](#).
- [51] M. Hannam, P. Schmidt, A. Bohé, L. Haegel, S. Husa, F. Ohme, G. Pratten, and M. Pürrer, Simple Model of Complete Precessing Black-Hole-Binary Gravitational Waveforms, *Phys. Rev. Lett.* **113**, 151101 (2014),

- arXiv:1308.3271 [gr-qc].
- [52] T. B. Littenberg and N. J. Cornish, Bayesian inference for spectral estimation of gravitational wave detector noise, *Phys. Rev. D* **91**, 084034 (2015), arXiv:1410.3852 [gr-qc].
- [53] B. P. Abbott *et al.* (LIGO Scientific, Virgo), GW151226: Observation of Gravitational Waves from a 22-Solar-Mass Binary Black Hole Coalescence, *Phys. Rev. Lett.* **116**, 241103 (2016), arXiv:1606.04855 [gr-qc].
- [54] B. P. Abbott *et al.* (LIGO Scientific, Virgo), Binary Black Hole Mergers in the first Advanced LIGO Observing Run, *Phys. Rev. X* **6**, 041015 (2016), [Erratum: Phys.Rev.X 8, 039903 (2018)], arXiv:1606.04856 [gr-qc].
- [55] B. P. Abbott *et al.* (LIGO Scientific, VIRGO), GW170104: Observation of a 50-Solar-Mass Binary Black Hole Coalescence at Redshift 0.2, *Phys. Rev. Lett.* **118**, 221101 (2017), [Erratum: Phys.Rev.Lett. 121, 129901 (2018)], arXiv:1706.01812 [gr-qc].
- [56] B. P. Abbott *et al.* (LIGO Scientific, Virgo), GW170608: Observation of a 19-solar-mass Binary Black Hole Coalescence, *Astrophys. J. Lett.* **851**, L35 (2017), arXiv:1711.05578 [astro-ph.HE].
- [57] B. P. Abbott *et al.* (LIGO Scientific, Virgo), GW170814: A Three-Detector Observation of Gravitational Waves from a Binary Black Hole Coalescence, *Phys. Rev. Lett.* **119**, 141101 (2017), arXiv:1709.09660 [gr-qc].
- [58] K. Chatziioannou *et al.*, On the properties of the massive binary black hole merger GW170729, *Phys. Rev. D* **100**, 104015 (2019), arXiv:1903.06742 [gr-qc].