

Self-Supervised Approach to Addressing Zero-Shot Learning Problem

Ademola Okerinde, Sam Hoggatt, Divya Vani Lakkireddy, Nolan Brubaker,
William Hsu, Lior Shamir, and Brian Spiesman

Kansas State University, 2164 Engineering Hall, Manhattan, KS 43017-6221, USA
{okerinde, schoggatt, divyalakki, ncbrubaker,
bhsu, lshamir, bspiesman}@ksu.edu

Abstract. In recent years, self-supervised learning has had significant success in applications involving computer vision and natural language processing. The type of pretext task is important to this boost in performance. One common pretext task is the measure of similarity and dissimilarity between pairs of images. In this scenario, the two images that make up the negative pair are visibly different to humans. However, in entomology, species are nearly indistinguishable and thus hard to differentiate. In this study, we explored the performance of a Siamese neural network using contrastive loss by learning to push apart embeddings of bumblebee species pair that are dissimilar, and pull together similar embeddings. Our experimental results show a 61% F1-score on zero-shot instances, a performance showing 11% improvement on samples of classes that share intersections with the training set.

Keywords: Self-supervised learning, Zero-shot learning, Siamese neural network, Pretext task, Contrastive loss

1 Introduction

Zero-shot learning (ZSL) is a problem in machine learning, where during test time, a learner observes samples from classes not observed during training when the learner needs to predict sample class [1].

Deep learning (DL) requires large amounts of carefully labeled data, which is very often difficult to acquire and expensive to annotate. Even with large amounts of data, supervised learning still has blind spots in learning useful and rich representations. Moreover, the supervision signal can bias the network in unexpected ways. Self-supervised learning (SSL) is an effective way to extract training signals from massive amounts of unlabeled data and to learn good representation to facilitate downstream tasks where it is expensive to collect task-specific labels. This representation is a feature vector that contains semantic information about the input image. SSL is a special type of representation learning that enables learning good data representation from unlabeled dataset. SSL is necessary because data labeling is often expensive and thus high-quality labeled datasets are limited. Also, a good learned representation enables easier

transfer of useful information/signals to a variety of downstream tasks. In our research, the downstream tasks consists of zero-shot and few-shot transfer to new tasks.

The use of contrastive loss as the cost function is critical to the success of SSL. This objective function pulls together embeddings of augmentations of the same bumblebee species pair and pushes embeddings of views of different species pairs far apart. This is arguably a challenging task, even to humans, because many species of bumblebees are quite similar, even to experts.

Pretext tasks shown in Figure 2 are an important component of any SSL training pipeline. Our goal was to have a model learn on downstream tasks like ZSL although models trained on pretext tasks were transferred for specific tasks. On some occasions, pre-training data could be the same as the task-specific data. In our research, we explored two options/approaches. Our pre-training data could be either bumblebees images or a CIFAR-10 dataset. In recent years, researchers have become more creative at determining different forms of pretext tasks. In [2], the task was to have the model predict the degree of rotation in an image. After a patch, [3] predicted which of eight neighboring locations had another patch. This forces the model to learn the innate relationships among patches of the input image. In our research, we formulated our pretext task as a measure of similarity in the same species and dissimilarity between different species of bumblebees.

Existing image-text retrieval models are often fine-tuned on pretext tasks in which the data distribution shift is minimal, but the domain of entomology has terms that are rare in most pre-trained tasks.

The Siamese neural network (SNN) is an architecture that comprises two identical neural networks with shared weights; their parameters are trained to determine the similarity between two data samples using a distance metric on the embeddings. Our research used SNN to determine if two bumblebee images belong to the same specie.

2 Related Work

Recently, SSL has gained a lot of momentum as a new paradigm of representation learning because supervised learning often requires a large number of labels, which is time consuming or not available in certain domains. As a result, researchers have become more creative: using part of the data itself as a form of supervision, a seemingly frivolous exercise that has produced remarkable outcomes.

Self-supervision is often achieved either through self-prediction or contrastive learning (CL). In [4], video colorization as a self-supervised learning method provides a rich representation that can be used for video segmentation and unlabeled visual region tracking without extra fine-tuning. Without using supervised labels for training, the zero-shot CLIP [5] classifier performs quite well on challenging image-to-text classification tasks. [6] learned a joint visual-language representation using CL and training on one billion noisy image alt-text pairs. To the best

of our knowledge, such an enormous dataset is not yet available in entomology, which makes the learning task harder.

CL has helped make many SSL applications successful. Ideally, CL keeps positive pairs close to each other and negative pairs far apart in the feature space. According to [7,8], CL currently performs at state-of-the-art level in SSL. [9] adopted a memory bank to store the instance class representation vector. Momentum Contrast (MoCo) [10] trained a visual representation encoder by matching an encoded query q to a dictionary of encoded keys with contrastive loss. SimCLR [7] used the normalized temperature-scaled cross-entropy loss as contrastive loss. BYOL [8] relied only on positive pairs, not negative pairs, to learn feature representation. SimSiam [7,10] removed the momentum encoder and provided a simpler design based on BYOL.

In the first paper in which SNN was published, [11], the author depicted the significance of the network for the signature verification task. The goal was to identify signature authenticity.

ZSL is a model’s ability to detect classes never seen during training. Even for humans, this is difficult. These classes are sometimes referred to as Out Of Distribution (OOD) samples. Earlier work in ZSL use attributes in a two-step approach to infer unknown classes. In vision research, more recent, advanced models learn mappings from image feature space to semantic space. [12] proposed a TF-VAEGAN to address generalized zero-shot recognition. In that research, both visual features and corresponding semantics are fed into the architecture. In contrast, we based our approach on only visual signals.

3 Proposed Approach

To determine how well our model used a pretext task in a downstream task of novelty detection, we trained our model not on an output class of bumblebees but rather the similarities and dissimilarities between different species using contrastive loss as shown in Figure 5. This task forces the model to be aware of visual signals needed in the downstream task. Figure 1 shows our convolutional SNN, which uses feature extractors pretrained on ImageNet.

The SNN has three convolutional layers with 16, 32, and 64 filters. We use 3*3 kernel size with the same padding. The final fully connected layer has 128 neurons on which the energy function is computed to estimate the distance vector. Euclidean distance is used as the energy function. Rectified linear activation function (ReLU) is applied after each conv layer followed by maxpooling2D. To avoid overfitting, we applied dropout with probability of 20% after the feature extraction stage. Before passing the image pairs to the feature extractors, we augmented the images by randomly flipping and rotating. We use contrastive

loss as the objective function to be optimized. The loss equation is defined in Equation 1

$$L(Y, B1, B2, W) = (1 - Y) \cdot \frac{1}{2} D_w^2 + Y \frac{1}{2} (\max(0, m - D_w))^2 \quad (1)$$

$$D_w^2 = (f(B1) - f(B2))^2$$

$B1, B2$ are bumblebee specie image pair. D_w^2 is the euclidean distance which represent the energy function. Y can either be 1 or 0 depending on whether the pair is similar or not. And, m represent margin, a threshold for which the embedding is satisfactory separable. W are the network parameters to be learnt during training.

We experimented with MobileNetV2 and ResNet-101 as feature extractors before measuring the energy function between each embedding of the input image pair.

4 Methodology and Experimental Design

4.1 Dataset

The dataset consisted of 45 species of bumblebee totalling 104770 samples as shown in Table 8. Figure 3 shows the percentage of the different species in an histogram. *Bombus impatiens* dominates with 9.6% of the entire dataset.

4.2 Data Preprocessing

We preprocessed the dataset by moving all the species with fewer than a thousand samples to the test set, which means that 21 species are not represented in the training set. We then randomly selected 20% of samples of each remaining species to include in the test data. All 45 species are represented in the test data.

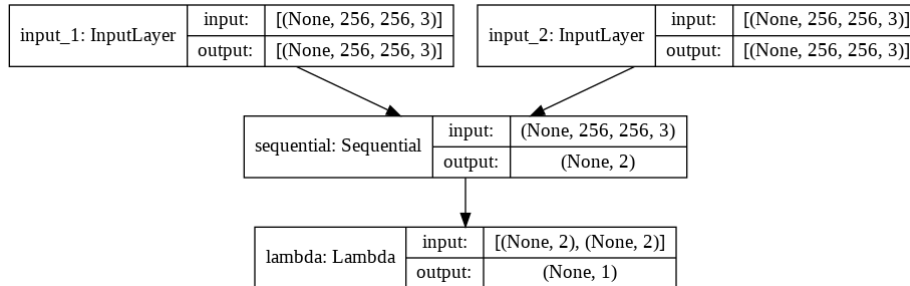


Fig. 1. Siamese Neural Network

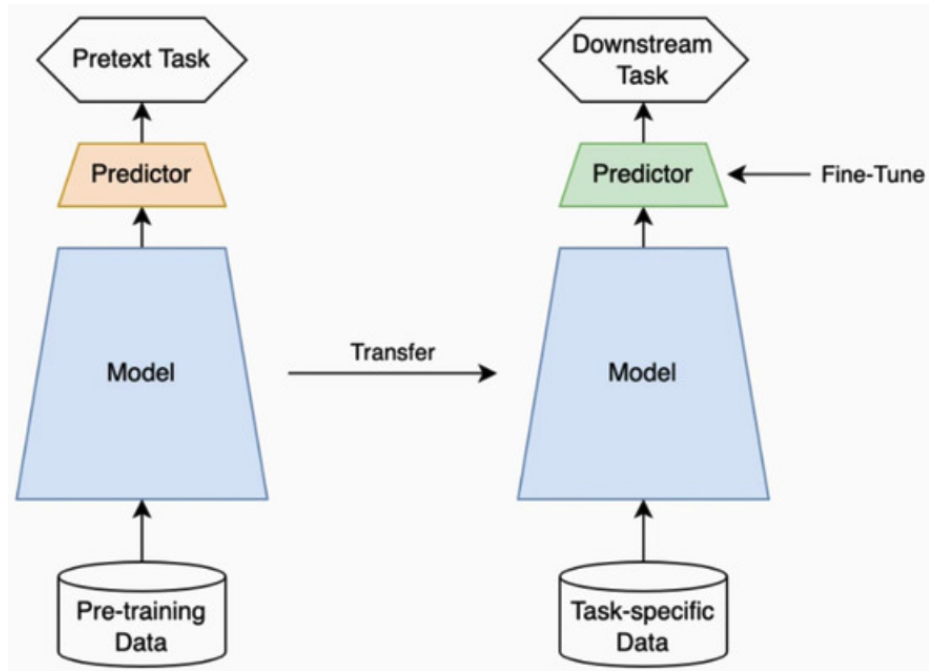


Fig. 2. Pretext Tasks

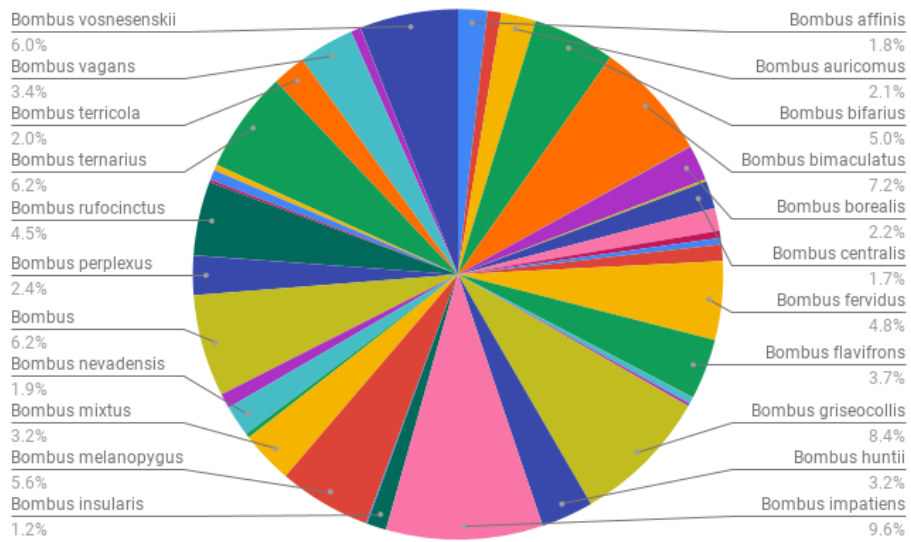


Fig. 3. Pie chart of the various species

Table 1. Bumblebee (B.) Species. (**Zero and few shots are in bold**)

Species	#samples	Species	#samples
B. appositus	888	B. affinis	1855
B. crotchii	457	B. bifarius	5237
B. bohemicus	21	B. bimaculatus	7595
B. caliginosus	147	B. borealis	2256
B. franklini	9	B. citrinus	1449
B. cockerelli	3	B. centralis	1755
B. cryptarum	419	B. fernaldae flavidus	1047
B. suckleyi	14	B. flavifrons	3866
B. fraternus	424	B. fervidus californicus	5020
B. frigidus	179	B. griseocollis	8787
B. variabilis	12	B. impatiens	10008
B. jonellus	5	B. insularis	1241
B. kirbiellus	69	B. melanopygus	5892
B. morrisoni	276	B. mixtus	3359
B. natvigi	3	B. nevadensis	1982
B. occidentalis	943	B. pensylvanicus sonorus	6522
B. polaris	11	B. perplexus	2503
B. sandersoni	163	B. rufocinctus	4719
B. sitkensis	647	B. huntii	3335
B. sylvicola	366	B. ternarius	6467
B. vandykei	625	B. terricola	2145
		B. vagans	3546
		B. vosnesenskii	6284
		B. auricomus	2219
		Total = 104770	

4.3 Experimental results

We trained a convolutional SNN for a maximum of 100 epochs, with patience level of 7, on 80% of the training set. We then evaluated the trained model on the 20% validation set. The results are shown in Table 9.

5 Results and Discussion

Table 9 shows the average accuracy, recall, precision, and F1 score at different thresholds/cut-offs. Of all the thresholds, the results reveal that 0.5 is a good decision boundary for most species. Similarity scores below the threshold are

Table 2. ResNet-101 confusion matrix at 0.5 threshold on testset-ALL (45 species)

	Predicted similar	Predicted dissimilar
Actually similar	61	29
Actually dissimilar	43	47

Table 3. ResNet-101 confusion matrix at 0.5 threshold on testset (24 species)

	Predicted similar	Predicted dissimilar
Actually similar	3725	1267
Actually dissimilar	1514	3478

Table 4. ResNet-101 Confusion matrix at 0.5 threshold on 21 unknown test set species - zero-shot learning

	Predicted similar	Predicted dissimilar
Actually similar	24	18
Actually dissimilar	15	27

classified as similar and vice versa. We also inspected the performance of contrastive learning within each species of the bumblebees to discover hard and easy data pairs. On the test data, the best performing SNN model, which uses ResNet-101 as base feature extractor, achieves 73% precision, 72% recall, 73% F1-score, and 72% accuracy.

The results shown in Table 10 show that our SSL network can detect zero shot instances of the bumblebees although the SNN performs much better on species that share intersection with the training dataset. Table 5 shows that our network can still differentiate between pairs of zero-shot instances. The network could differentiate the *B. cockerelli* and *B. fraternus* pair as well as the *B. cryptarum* and *B. fraternus* pair with a high confidence. This is useful in deciding in what species the novel instance falls. With this, an entomologist can quickly narrow down a novel species class to either in-distribution or OOD samples.

5.1 Conventional Zero-shot learning

This involves learning a classifier that can detect only unknown test samples. Our network achieved 61% F1-score on 5681 unknown species of bumblebees. As explained in [13], this task is made more difficult because of a high class imbalance with some species having very few samples, as can be seen in Table 1.

5.2 Generalized Zero-shot learning

The goal of generalized zero-shot learning is to train a classifier that can detect test instances from seen or unseen classes. This is more useful, and thus more

Table 5. F1-scores of zero-shot specie pair

	B. natvigi	B. variabilis	B. appositus	B. fraternus	B. frigidus
B. cockerelli	0.5	0.88	0.28	1.00	1.00
B. polaris	0.5	0.43	0.50	0.72	0.46
B. occidentalis	0.11	0.48	0.52	0.60	0.63
B. cryptarum	0.62	0.49	0.51	0.74	0.58
B. caliginosus	0.50	0.39	0.52	0.60	0.59

Table 6. ResNet-101 confusion matrix at 0.5 threshold on validation

	Predicted similar	Predicted dissimilar
Actually similar	3197	1123
Actually dissimilar	1243	3077

Table 7. MobileNetV2 confusion matrix at 0.5 threshold on validation

	Predicted similar	Predicted dissimilar
Actually similar	2897	1423
Actually dissimilar	1608	2712

challenging. With the entire 45 species in the test set, our network achieved a 60% F1-score on various pairing of the species as shown in Table 10.

6 Conclusion

In this work, we explored using a self-supervised learning approach to detect novel bumblebee instances in a zero-shot setting. We showed that our model performs well in learning the embeddings of similar and dissimilar bumblebee species pairs. Our experimental results showed that our model can generalize to zero shot instances that were not part of the training. Future work will focus on improving the performance on the ZSL task by learning a multi-modal network that maps images to text-attribute descriptions. We can also explore cosine similarity as the energy and triplet loss as the loss function.

References

1. Wikipedia contributors: Zero-shot learning — Wikipedia, the free encyclopedia (2021), https://en.wikipedia.org/w/index.php?title=Zero-shot_learning&oldid=1018108538, [Online; accessed 26-April-2021]



**Fig. 4.** Example images of various bee species

Table 8. Number of samples in the dataset.

Dataset	images	species-represented
Train + Validation	79280	24
Test	25490	45

**Fig. 5.** Positive pair and Negative pair

2. Gidaris, S., Singh, P., Komodakis, N.: Unsupervised representation learning by predicting image rotations. arXiv preprint arXiv:1803.07728 (2018)
3. Doersch, C., Gupta, A., Efros, A.A.: Unsupervised visual representation learning by context prediction. In: Proceedings of the IEEE international conference on computer vision. pp. 1422–1430 (2015)
4. Vondrick, C., Shrivastava, A., Fathi, A., Guadarrama, S., Murphy, K.: Tracking emerges by colorizing videos. In: Proceedings of the European conference on computer vision (ECCV). pp. 391–408 (2018)
5. Radford, A., Kim, J.W., Hallacy, C., Ramesh, A., Goh, G., Agarwal, S., Sastry, G., Askell, A., Mishkin, P., Clark, J., et al.: Learning transferable visual models from natural language supervision. arXiv preprint arXiv:2103.00020 (2021)
6. Jia, C., Yang, Y., Xia, Y., Chen, Y.T., Parekh, Z., Pham, H., Le, Q.V., Sung, Y., Li, Z., Duerig, T.: Scaling up visual and vision-language representation learning with noisy text supervision. arXiv preprint arXiv:2102.05918 (2021)
7. Chen, T., Kornblith, S., Norouzi, M., Hinton, G.: A simple framework for contrastive learning of visual representations. In: International conference on machine learning. pp. 1597–1607. PMLR (2020)
8. Grill, J.B., Strub, F., Althé, F., Tallec, C., Richemond, P.H., Buchatskaya, E., Doersch, C., Pires, B.A., Guo, Z.D., Azar, M.G., et al.: Bootstrap your own latent: A new approach to self-supervised learning. arXiv preprint arXiv:2006.07733 (2020)
9. Wu, Z., Xiong, Y., Yu, S.X., Lin, D.: Unsupervised feature learning via non-parametric instance discrimination. In: Proceedings of the IEEE conference on computer vision and pattern recognition. pp. 3733–3742 (2018)
10. He, K., Fan, H., Wu, Y., Xie, S., Girshick, R.: Momentum contrast for unsupervised visual representation learning. In: Proceedings of the IEEE/CVF Conference on Computer Vision and Pattern Recognition. pp. 9729–9738 (2020)
11. Bromley, J., Bentz, J.W., Bottou, L., Guyon, I., LeCun, Y., Moore, C., Säckinger, E., Shah, R.: Signature verification using a “siamese” time delay neural network. International Journal of Pattern Recognition and Artificial Intelligence 7(04), 669–688 (1993)
12. Narayan, S., Gupta, A., Khan, F.S., Snoek, C.G., Shao, L.: Latent embedding feedback and discriminative features for zero-shot classification. In: Computer Vision–ECCV 2020: 16th European Conference, Glasgow, UK, August 23–28, 2020, Proceedings, Part XXII 16. pp. 479–495. Springer (2020)

Table 9. Classification Accuracy, F1, Precision, Recall when using different methods on validation set.

Models	Threshold	Precision	Recall	F1	Accuracy
SNN + ResNet-101[14]	0.5	0.73	0.72	0.73	0.72
	0.1	0.66	0.51	0.35	0.50
	0.2	0.62	0.55	0.47	0.55
	0.3	0.63	0.60	0.58	0.60
SNN + MobileNetV2[15]	0.4	0.63	0.63	0.64	0.63
	0.5	0.65	0.65	0.65	0.65
	0.6	0.65	0.65	0.64	0.65
	0.7	0.67	0.66	0.65	0.66
	0.8	0.69	0.65	0.63	0.65
	0.9	0.69	0.62	0.58	0.62

Table 10. Classification Accuracy, F1, Precision, Recall on test set using ResNet-101 as feature extractor.

	Threshold	Precision	Recall	F1	Accuracy
21 species (Zero-Shot)	0.5	0.61	0.61	0.61	0.61
45 species (ALL)	0.5	0.61	0.60	0.60	0.60
24 species	0.5	0.73	0.72	0.72	0.72

13. Okerinde, A., Hsu, W., Theis, T., Nafi, N., Shamir, L.: egan: Unsupervised approach to class imbalance using transfer learning. In: International Conference on Computer Analysis of Images and Patterns. pp. 322–331. Springer (2021)
14. He, K., Zhang, X., Ren, S., Sun, J.: Deep residual learning for image recognition. In: Proceedings of the IEEE conference on computer vision and pattern recognition. pp. 770–778 (2016)
15. Sandler, M., Howard, A., Zhu, M., Zhmoginov, A., Chen, L.C.: Mobilenetv2: Inverted residuals and linear bottlenecks. In: Proceedings of the IEEE conference on computer vision and pattern recognition. pp. 4510–4520 (2018)