

Will Random Cone-wise Linear Systems Be Stable?

Théo Dessertaine^{1,2} and Jean-Philippe Bouchaud^{2,3}

¹*LadHyX UMR CNRS 7646, Ecole polytechnique, 91128 Palaiseau Cedex, France*

²*Chair of Econophysics & Complex Systems, Ecole polytechnique, 91128 Palaiseau Cedex, France*

³*Capital Fund Management, 23 Rue de l'Université, 75007 Paris, France*

(Dated: July 28, 2022)

We consider a simple model for multidimensional cone-wise linear dynamics around cusp-like equilibria. We assume that the local linear evolution is either $\mathbf{v}' = \mathbb{A}\mathbf{v}$ or $\mathbb{B}\mathbf{v}$ (with \mathbb{A}, \mathbb{B} independently drawn a rotationally invariant ensemble of $N \times N$ matrices) depending on the sign of the first component of \mathbf{v} . We establish strong connections with the random diffusion persistence problem. When $N \rightarrow \infty$, we find that the Lyapounov exponent is non self-averaging, i.e. one can observe apparent stability and apparent instability for the same system, depending on time and initial conditions. Finite N effects are also discussed, and lead to cone trapping phenomena.

The stability of generic equilibrium points is well known to be determined by the largest eigenvalue of the matrix describing the linearised dynamics of small perturbations. However, a large variety of systems exhibit non-linearities even for infinitesimal perturbations. Such a situation arises when the dynamics involves threshold effects or constraints. For example, operational amplifiers in electrical systems involve diodes with voltage thresholds, whereas in neuroscience, simple models of neurons involve a gain function with a threshold over which the consider neuron will fire. For electrical engineering, the question of controllability of switch systems is also crucial. It was shown that, even in the simplest case, numerical assessment of stability and controllability is NP hard [1], see also [3] for a detailed study of a particular class of switch systems.

Similar effects have recently been discussed in the context of out-of-equilibrium macroeconomic models [5, 8]. Economic equilibrium enforces that markets clear, i.e. that firms' supply y equals households' demand c . However, in a dynamical setting, one may be in a situation where demand is – say – larger than supply. In this case, realized consumption c_r is limited by production, i.e. $c_r = \min(c, y)$. Generically, the resulting update rules for firms' production and households' demand will differ when under-supply leads to excess savings or when over-supply leads to inventories. Hence, even small perturbations away from market clearing will evolve differently in the two regions $c > y$ and $c < y$ (see [5] for a generalisation to $n > 1$ firms).

This is a situation we call “cone-wise linear”: depending on the *direction* of the perturbation away from equilibrium, the linear stability matrix will not be the same. Even in the simplest case of a planar dynamical system with two cones, the overall dynamics can be highly non trivial and may generate limit cycles for example. For higher dimensional systems such as considered in [5] (in the context of large economies), it is hard to get an intuition on the possible behaviors generated by such cone-wise dynamics. The purpose of the present work is to propose a simplified Random Matrix Theory framework to understand some of the phenomenology of these sys-

tems in the large dimension limit, in the spirit of R. May's celebrated study [11]. We find that the answer to the question “will the system be stable?” is not straightforward, with the emergence of complex non self-averaging behaviour.

The simple model we consider in this letter is the following: let $\mathbf{v}(t) \in \mathbb{R}^N$ be the N -dimensional vector describing the perturbation away from equilibrium. Depending on the sign of the dot-product $\mathbf{v}(t) \cdot \mathbf{e}$, where $\mathbf{e} \in \mathbb{R}^N$ is a *fixed* vector, the linearised dynamics is governed either by matrix \mathbb{A} or by matrix \mathbb{B} , chosen to be symmetric $N \times N$ random matrices, independently drawn from $O(N)$ rotationally invariant ensembles with possibly different eigenvalue spectra.¹ In the present case, the cone structure is simply the two half-spaces separated by a hyperplane. We thus consider the following evolution for $\mathbf{v}(t)$ ²

$$\mathbf{v}(t+1) = \begin{cases} \mathbb{A}\mathbf{v}(t), & \text{when } v_1(t) > 0 \\ \mathbb{B}\mathbf{v}(t), & \text{when } v_1(t) < 0 \end{cases}, \quad (1)$$

where we have set $\mathbf{e} = (1, 0, \dots, 0)$ without loss of generality using the rotational invariance of both \mathbb{A} and \mathbb{B} . The stability analysis therefore relies on the large time properties of matrix products of the type $\mathbb{M}(t) = \mathbb{A}^{t-t_{k-1}} \mathbb{B}^{t_{k-1}-t_{k-2}} \dots \mathbb{A}^{t_1}$, with $t_{k-1} := \sum_{i=1}^{k-1} \tau_i$ and $t_{k-1} < t \leq t_k$, and where τ_i are persistence times, i.e. times during which the dynamics leaves $\mathbf{v}(t)$ within the same cone (here the half space). It turns out that in our problem, the probability $Q_0(\tau)$ to remain in the same cone for a time $\geq \tau$ decays *algebraically*, $\tau^{-\mu}$ where μ is called the persistence exponent (see [2] for a detailed review). We will see that whenever $\mu < 1$ (which corresponds to natural choices for matrices \mathbb{A} and \mathbb{B} , see below), the maximal

¹ For \mathbb{X} a rotationally invariant random matrix and \mathbb{O} a rotation matrix, $\mathbb{X} \stackrel{d}{=} \mathbb{O}\mathbb{X}\mathbb{O}^\top$, where $\stackrel{d}{=}$ denotes the equality in distribution.

² The case $v_1(t) = 0$ has a zero probability for generic choices of \mathbb{A} and \mathbb{B} , but if it were to happen, one would choose \mathbb{A} or \mathbb{B} with equal probability.

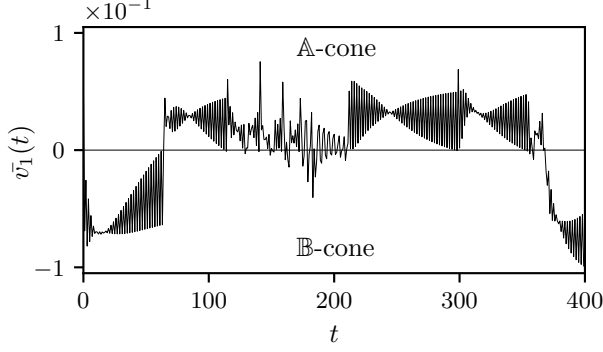


FIG. 1: Trajectory of the rescaled first component $\bar{v}_1(t) = v_1(t)/\|\mathbf{v}(t)\|$ under the dynamics of (1) with \mathbb{A} and \mathbb{B} independently drawn GOE matrices with $N = 10^3$, $\nu_{-, \mathbb{A}} = \nu_{-, \mathbb{B}} = -2$ and $\nu_{+, \mathbb{A}} = \nu_{+, \mathbb{B}} = 2$. We see that the dynamics is highly non-trivial with rapid oscillations caused by power of negative eigenvalues changing sign. Note also that the time spent in each cone varies widely from a single time-step to very long excursions.

Lyapounov exponent of the problem, namely

$$\lambda_{\max} = \lim_{t \rightarrow \infty} t^{-1} \ln \|\mathbb{M}(t)\mathbf{v}(t=0)\|, \quad (2)$$

remains a random quantity even in the large time limit, and does not converge to its ensemble average value. In some cases one can observe $\lambda_{\max} < 0$, seemingly indicating stability, while in others (or at later times) $\lambda_{\max} > 0$, suggesting instability. This situation departs from the standard Furstenberg-Kesten result [6] for products of random matrices. In fact, quite non-trivial dynamics can be observed, even for such a simple system, see Fig. 1.

Let us consider the evolution of \mathbf{v} within one cone, say $v_1(t) > 0$. As long as $v_1(t) > 0$, the evolution is linear and yields $\mathbf{v}(t) = \mathbb{A}^t \mathbf{v}(0)$. Assuming that $\mathbf{v}(0)$ is a Gaussian random vector, the sequence of vectors $\mathbf{v}(t)$ is a centered Gaussian process with covariance given, after suitable scaling and in the large N limit, by (see Supplementary Material)

$$\langle v_\ell(t) v_{\ell'}(s) \rangle = \delta_{\ell\ell'} f_{\mathbb{A}}(t+s), \quad (3)$$

with,

$$f_{\mathbb{A}}(t) \underset{t \rightarrow \infty}{\sim} K \Gamma(\alpha+1) \nu_+^{t+\alpha+1} t^{-\alpha-1}, \quad (4)$$

where K and α relate to the shape of the density of eigenvalue $\rho(\nu)$ of \mathbb{A} near its upper edge ν_+ , to wit: $\rho(\nu) \underset{\nu \rightarrow \nu_+}{\sim} K|\nu - \nu_+|^\alpha$. Of course, a similar result holds for the covariance of the sequence of vectors induced by matrix \mathbb{B} . In the following, we will assume that the singularity exponent α is the same for \mathbb{A} and \mathbb{B} (but see Supplementary Material for the general case). Note that the natural case where \mathbb{A} and \mathbb{B} are (shifted) GOE matrices correspond to $\alpha = 1/2$.

As in [10], we introduce the rescaled process $\phi(t) = v_1(t)/\sqrt{\langle v_1(t)^2 \rangle}$, for which one obtains the following asymptotic form for the correlator³

$$\langle \phi(t) \phi(s) \rangle \underset{t, s \rightarrow \infty}{\sim} \left(\frac{2\sqrt{ts}}{t+s} \right)^{\alpha+1}. \quad (5)$$

Interestingly, this is *exactly* the correlator of a well studied problem, namely the random diffusion process with an effective dimension $d = 2(\alpha+1)$ [14, 15]. Consider the simple diffusion equation $\partial\phi/\partial t = \Delta\phi$ for a scalar field ϕ on \mathbb{R}^d with random initial conditions having zero mean and short ranged correlation $\langle \phi(\mathbf{x}, 0) \phi(\mathbf{x}', 0) \rangle = \delta^d(\mathbf{x} - \mathbf{x}')$. The probability that $\phi(\mathbf{0}, t)$ does not change sign between time $t = 0$ and $t = \tau$, is found to decay asymptotically as $\tau^{-\theta(d)}$, with a dimension dependent persistence exponent [2, 13].

Now, whereas the Newell-Rosenblatt theorem [12] allows us to surmise that there exists an exponent $\mu(\alpha)$ such that $Q_0(\tau) \sim \tau^{-\mu(\alpha)}$ for our vector persistence problem, the asymptotic equivalence of Eq. (5) with the correlator of the random diffusion process does *not* necessarily imply equality of persistence exponents. However, our numerical simulations strongly suggest that this is the case here, i.e. $\mu(\alpha) = \theta(d)$ with $d = 2(\alpha+1)$, see Fig. 2. In particular GOE matrices correspond to the random diffusion problem in $d = 3$ dimensions. From the results of Ref. [13] on the d dependence of θ , we infer that for $\alpha \lesssim 22$, the persistence exponent $\mu = \theta$ is less than unity, corresponding to an infinite mean survival time.

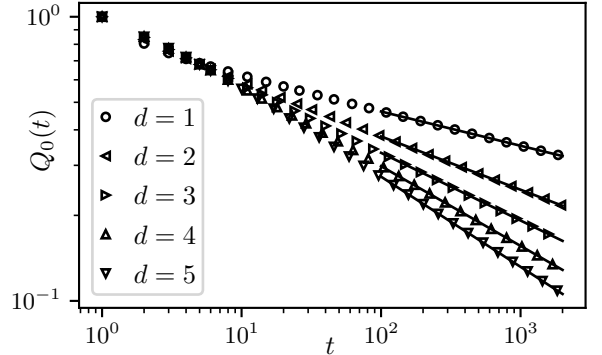


FIG. 2: Persistence probability of $\phi(t)$ for different effective dimensions d . The spectral distribution ρ is chosen to be a standard symmetric Beta distribution $\mathbb{B}(\frac{d}{2}, \frac{d}{2})$ with support $[0, 1]$. The solid lines represent the algebraic decay of the diffusion process $\sim t^{-\theta(d)}$ using the persistence exponents computed in [2]: $\theta(1) = 0.1205$, $\theta(2) = 3/16$, $\theta(3) = 0.2382$, $\theta(4) = 0.2806$, $\theta(5) = 0.3173$. We averaged over the initial condition with $v_1(0)$ the first component of a normalized Gaussian vector.

³ Note that this correlator is independent of the constant K appearing in Eq. (4). Correspondingly, the persistence probability $Q_0(\tau)$ is also independent of K .

Now, let us come back to our product of random matrices problem $\mathbb{M}(t) = \mathbb{A}^{t-t_{k-1}} \mathbb{B}^{\tau_{k-1}} \dots \mathbb{A}^{\tau_1}$, $t_k := \sum_{i=1}^k \tau_i$. In the large N limit, such products have been extensively studied in the context of free probabilities [4, 16, 19]. However, these methods do not apply here since the different terms in the product are not mutually free. In order to progress, we make the following independent interval hypothesis, namely that when the sign of $v_1(t)$ changes, i.e. at times t_k , the current vector $\mathbf{v}(t_k)$ can be considered as independent from the matrix (\mathbb{A} or \mathbb{B}) under which it will evolve between t_k and t_{k+1} . Therefore, persistence times τ_i can be considered as IID random variables with distribution $\mathbb{P}(\tau_i = \tau) := p(\tau) = -\partial_\tau Q_0(\tau)$. (Again, we restrict here to the case where \mathbb{A} or \mathbb{B} share the same upper edge singularity exponent α .) The second consequence of our independence assumption is that the growth of the norm of $\mathbf{v}(t)$ between $t = t_{k-1}$ and $t = t_k$ can be approximated, for large N , as

$$\|\mathbf{v}(t_k)\|^2 = \sum_{a=1}^N w_a(t_{k-1}) \nu_a^{2\tau_k} \approx \|\mathbf{v}(t_{k-1})\|^2 \int d\nu \rho_k(\nu) \nu^{2\tau_k}$$

where $w_a = (\mathbf{v} \cdot \mathbf{u}_a)^2$ with \mathbf{u}_a the eigenvectors of \mathbb{A} or \mathbb{B} , depending on which of the two matrices is “active” between t_{k-1} and t_k , and $\rho_k(\nu)$ is the corresponding density of eigenvalues. We introduce the notation $g_k(\tau) := \frac{1}{2} \ln \int d\nu \rho_k(\nu) \nu^{2\tau}$, such that the moments of the distribution of Lyapounov exponent λ_{\max} can be expressed as

$$m_q := \mathbb{E}[\lambda_{\max}^q] = \lim_{t \rightarrow \infty} t^{-q} \frac{\mathcal{Z}(q, t)}{\mathcal{Z}(0, t)}, \quad (6)$$

where

$$\mathcal{Z}(q, t) = \sum_{k=1}^{\infty} \int_{\vec{\tau}} \prod_i p(\tau_i) \Theta(t_k - t) \Theta(t - t_{k-1}) \Lambda^q(\vec{\tau}, t), \quad (7)$$

with $\vec{\tau} = (\tau_1, \dots, \tau_k)$ and $\Lambda(\vec{\tau}, t) := \sum_{i=1}^{k-1} g_i(\tau_i) + g_k(t - t_{k-1})$. Note that trivially $\mathcal{Z}(0, t) = 1$.

In order to estimate the limit in (6), we introduce the t -Laplace transform $\hat{f}(\omega) = \int dt e^{-\omega t} f(t)$ of a generic function f and use Tauberian analysis to relate the large time behaviour of f to the small ω behaviour of \hat{f} . We first consider the case $\mu < 1$, in which case $p(t) \sim_{t \rightarrow \infty} C t^{-1-\mu}$ implies $\hat{p}(\omega) \sim_{\omega \rightarrow 0} 1 + C \Gamma(-\mu) \omega^\mu$ (with $\Gamma(\cdot)$ the Euler’s gamma function). Now, for (6) to have a finite non-trivial limit, one can make the following ansatz for $\mathcal{Z}(q, t) \sim_{t \rightarrow \infty} m_q t^q$. After finding a recursion relation for $\hat{\mathcal{Z}}(q, \omega)$, one can show that the moments m_q verify (see Supplementary Material)

$$m_q = -\frac{1}{2\Gamma(-\mu)} \left(\frac{\Gamma(q-\mu+1)}{q! \mu} (r_1^q + r_2^q) + \sum_{\ell=1}^q \frac{\Gamma(\ell-\mu)}{\ell!} m_{q-\ell} (r_1^\ell + r_2^\ell) \right), \quad (8)$$

with $r_1 = \ln |\nu_{+, \mathbb{A}}|$ and $r_2 = \ln |\nu_{+, \mathbb{B}}|$. Using exponential generating functions (see Supplementary Material), we can show that the probability density of λ_{\max} , denoted by φ , obeys the following equation

$$\int d\lambda \frac{\varphi(\lambda)}{y-\lambda} = \frac{(y-r_1)^{\mu-1} + (y-r_2)^{\mu-1}}{(y-r_1)^\mu + (y-r_2)^\mu}, \quad (9)$$

for $y \geq \max(r_1, r_2)$. Finally, using Stieltjes inversion formula, one finds the following density

$$\varphi(\lambda) = |r_2 - r_1| \frac{\sin \mu \pi}{\pi} \frac{(z_1 z_2)^{\mu-1}}{z_1^{2\mu} + z_2^{2\mu} + 2(z_1 z_2)^\mu \cos(\mu \pi)}, \quad (10)$$

for $z_i = |\lambda - r_i|$. This distribution was first obtained by Lamperti [9] and revisited by Godrèche & Luck [7] in the context of occupation time of renewal stochastic processes. A moment of reflection allows to understand why this distribution appears in our problem as well: when $\mu < 1$, the mean persistence time diverges, which means that the longest persistence time τ_i observed in the interval $[0, t]$ is of order t itself. Hence, Eq. (7) is dominated by long persistence times, for which $g_i(\tau_i) \approx r_i \tau_i$. In other words, our problem indeed boils down to an occupation time problem, at least within our independent interval hypothesis.

Note that when $\lambda \rightarrow r_i$ the density $\varphi(\lambda)$ diverges as $K_i |\lambda - r_i|^{\mu-1}$, reflecting the dominance of long periods where the evolution is given either by matrix \mathbb{A} (contributing to $\lambda \approx \ln |\nu_{+, \mathbb{A}}|$) or by matrix \mathbb{B} (contributing to $\lambda \approx \ln |\nu_{+, \mathbb{B}}|$). Setting $\mu = 1$ in Eq. (9), we see that $\varphi(\lambda) \rightarrow \delta(\lambda - m_1)$ with $m_1 = (r_1 + r_2)/2$, rendering the system self-averaging. Fig. 3 shows the distribution of the Lyapounov exponent for matrices drawn from GOE and the density of Eq. (10) with $\mu = 2\theta(d=3)^4$. The agreement with our theoretical prediction is very good. A rigorous hypothesis test is however difficult because of finite N and t effects that cannot be neglected, see below.

In the case where $\mu > 1$ (i.e. $\alpha \gtrsim 22$), the whole small ω analysis of $\hat{\mathcal{Z}}(q, \omega)$ must be reconsidered and leads to the conclusion that the Lyapounov exponent λ_{\max} becomes self-averaging and given by

$$\lambda_{\max} = \frac{\mathbb{E}[g_{\mathbb{A}}(\tau) + g_{\mathbb{B}}(\tau)]}{2\mathbb{E}[\tau]}, \quad (11)$$

with τ distributed according to $p(\tau)$. However, observing this self-averaging regime is not straightforward since for $\alpha \gtrsim 22$, the density of eigenvalues close to the upper edges is extremely small.

The previous analysis was conducted in the limit $N \rightarrow \infty$, before the large time limit $t \rightarrow \infty$ is taken. As we

⁴ Here, the persistence exponent doubles since Wigner’s semi-circle distribution is symmetrical and therefore has odd moments equal to zero. As a consequence, $(v_\ell(2s))_s$ and $(v_\ell(2s+1))_s$ are mutually independent and the persistence of the entire system is the square of that of the even or odd process.

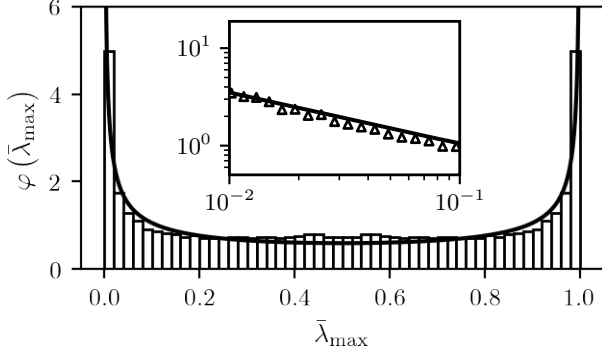


FIG. 3: Probability distribution of the normalized Lyapounov exponent $\bar{\lambda}_{\max} = (\lambda_{\max} - r_1)/(r_2 - r_1)$ for GOE matrices \mathbb{A} and \mathbb{B} of size $N \times N$ with $N = 10^4$ with $\nu_{+, \mathbb{A}} = 0.05\sqrt{2}$ and $\nu_{+, \mathbb{B}} = 2\sqrt{2}$. The black line shows the density Eq. (10). (Inset) Zoom on the left-tail of ϕ showing a very good agreement of the divergence with the predicted exponent $\mu - 1$ (black line).

saw, in this limit, the persistence probability takes the form $Q_0(\tau) \sim \tau^{-\mu}$. However, whenever N is finite, the eigenvalues of the matrices \mathbb{A} and \mathbb{B} do not perfectly sample the respective measures $\rho_{\mathbb{A}}(\nu)$ and $\rho_{\mathbb{B}}(\nu)$. Fluctuations near the edges of the spectrum are thus expected to change the persistence probability. As an example, let

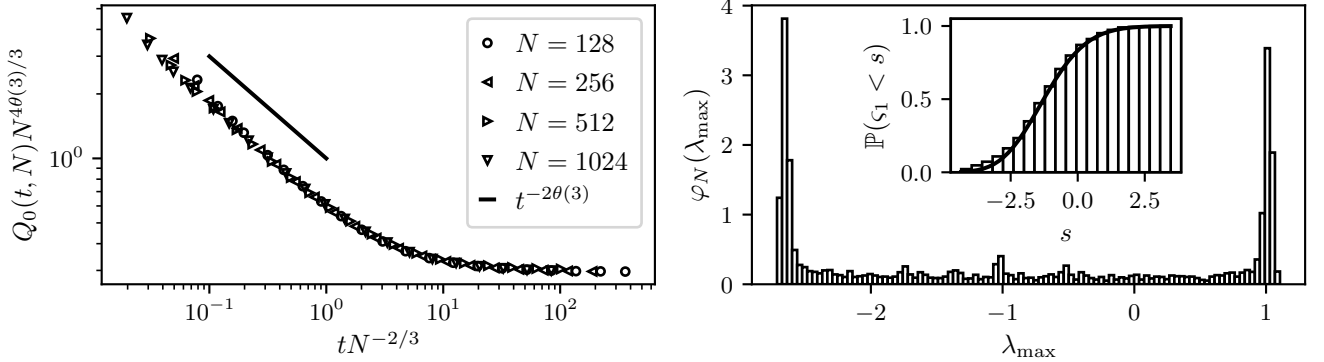


FIG. 4: (Left) Scaling form of the persistence probability at finite N for matrices drawn $\text{GOE}(N)$. For GOE , $\alpha = 1/2$ and $d = 3$, however since the eigenvalue density is symmetrical, odd and even times processes uncorrelated, such that the persistence exponent is $2\theta(3)$. (Right) Probability distribution φ_N of λ_{\max} for finite $N = 128$. We see that the edges of the spectrum are not sharp as in the case $N \rightarrow \infty$ but fluctuate around the corresponding values of $\ln \nu_+$ (with $\nu_{+, \mathbb{A}} = 0.05\sqrt{2}$ and $\nu_{+, \mathbb{B}} = 2\sqrt{2}$). (Inset): Cumulative distribution of the random variable $\xi_1 = (e^{\lambda_{\max}} - \nu_+)N^{2/3}/\gamma$ with $\gamma = \nu_+/2$. We overlay in black the cumulative distribution $F_1(s)$ of the $\beta = 1$ Tracy-Widom distribution.

In conclusion, even our highly simplified cone-wise-linear dynamics exhibit quite non-trivial properties. First, if the large dimension limit $N \rightarrow \infty$ is taken before the large time limit, we find that for a wide class of random matrices the Lyapounov exponent is non self-averaging, i.e. continues to fluctuate in the large time limit. Depending on the relative positions of the upper edge of the spectrum of \mathbb{A} and \mathbb{B} , one can observe appar-

ent stability and apparent instability for the same system, depending on time and initial conditions. If, on the other hand, N is large but finite, the dynamics eventually gets trapped in one of two half-spaces and the Lyapounov exponent converges to the top (log-)eigenvalue of the corresponding matrix \mathbb{A} and \mathbb{B} . So if – say – \mathbb{A} leads to a stable evolution and \mathbb{B} to an unstable explosion, the dynamics of the system, even close to equilibrium, will be

$$Q_0(\tau, N) \propto N^{-2\mu/3} h\left(\tau N^{-2/3}\right), \quad (12)$$

where h is a scaling function such that $h(u) \underset{u \rightarrow 0}{\sim} u^{-\mu}$ and $h(u) \underset{u \rightarrow \infty}{\rightarrow} c$, with c a constant. Figure 4 (left) shows our numerical results that confirm such a scaling hypothesis, with again $\mu = 2\theta(3)$ for centred GOE matrices. The small u behaviour of h recovers the pure power law $\tau^{-\mu}$ in the large N limit, whereas the large u regime shows that, at finite N , $\mathbb{P}(\tau = \infty) = c > 0$. This means that there is a positive probability that the vector $\mathbf{v}(t)$ remains “trapped” forever within a cone. But if the dynamics gets stuck within one cone, the associated Lyapounov exponent is simply given by $\lambda_{\max} = \ln \nu_{\max}^N$ where ν_{\max}^N is the largest eigenvalue of either \mathbb{A} or \mathbb{B} for a given finite value of N . As a consequence, the distribution of $e^{\lambda_{\max}}$ will have two peaks of width $N^{-2/3}$ centered around $\nu_{+, \mathbb{A}}$ and $\nu_{+, \mathbb{B}}$. The fluctuations around these peaks are given by Tracy-Widom distributions, as confirmed by our numerical data (see Figure 4 (right)).

either stable or explosive, depending on minute details of the initial perturbation.

It would be of great interest to generalize our results in different directions. For example, for non symmetric Gaussian random matrices with a correlation coefficient ρ between entries ij and ji ($\rho = 1$ corresponding to the symmetric case), we have found numerically that the persistence probability $Q_0(\tau)$ still decays as a power-law $\tau^{-\mu}$ with a ρ dependent exponent μ , except when $\rho = 0$ for which the decay is $2^{-\tau}$. More complicated cone structures could also be considered. The simplest generalisation is when the signs of p vector components, say v_1, v_2, \dots, v_p , select which of the 2^p matrices determine the dynamics. In this case, the persistence exponent is

simply given by $p\mu$. Also, small N effects should lead to a breakdown of our strong independence assumption, and generate even more complex types of dynamics, with non-random sequences of visited cones. In view of the rich phenomenology reported in [5], we believe that such effects would be worth investigating.

Acknowledgements The authors wish to thank M. Benzaquen, J. Moran, J. Lumma and J. Garnier-Brun for their inputs. TD would also like to warmly thank P. Mergny for illuminating discussions on Random Matrix Theory. This research was conducted within the Econophysics & Complex Systems Research Chair, under the aegis of the Fondation du Risque, the Fondation de l'Ecole polytechnique, the Ecole polytechnique and Capital Fund Management.

-
- [1] Blondel, V. D. and Tsitsiklis, J. N. (1999). Complexity of stability and controllability of elementary hybrid systems. *Automatica*, 35(3):479–489.
 - [2] Bray, A. J., Majumdar, S. N., and Schehr, G. (2013). Persistence and First-Passage Properties in Non-equilibrium Systems. *Advances in Physics*, 62(3):225–361.
 - [3] Camlibel, M., Heemels, W., and Schumacher, J. (2008). A full characterization of stabilizability of bimodal piecewise linear systems with scalar inputs. *Automatica*, 44(5):1261–1267.
 - [4] Crisanti, A., Paladin, G., and Vulpiani, A. (2012). *Products of Random Matrices: in Statistical Physics*. Springer Series in Solid-State Sciences. Springer Berlin Heidelberg.
 - [5] Dessertaine, T., Moran, J., Benzaquen, M., and Bouchaud, J.-P. (2021). Out-of-equilibrium dynamics and excess volatility in firm networks. *SSRN Electronic Journal*.
 - [6] Furstenberg, H. and Kesten, H. (1960). Products of Random Matrices. *The Annals of Mathematical Statistics*, 31(2):457 – 469.
 - [7] Godrèche, C. and Luck, J. (2001). Statistics of the occupation time of renewal processes. *Journal of Statistical Physics*, 104(3):489–524.
 - [8] Gualdi, S., Tarzia, M., Zamponi, F., and Bouchaud, J.-P. (2015). Tipping points in macroeconomic agent-based models. *Journal of Economic Dynamics and Control*, 50:29–61.
 - [9] Lamperti, J. (1958). An occupation time theorem for a class of stochastic processes. *Transactions of the American Mathematical Society*, 88(2):380–387.
 - [10] Majumdar, S. N., Sire, C., Bray, A. J., and Cornell, S. J. (1996). Nontrivial exponent for simple diffusion. *Phys. Rev. Lett.*, 77:2867–2870.
 - [11] May, R. M. (1972). Will a large complex system be stable? *Nature*, 238(5364):413–414.
 - [12] Newell, G. F. and Rosenblatt, M. (1962). Zero Crossing Probabilities for Gaussian Stationary Processes. *The Annals of Mathematical Statistics*, 33(4):1306 – 1313.
 - [13] Newman, T. J. and Loinaz, W. (2001). Critical dimensions of the diffusion equation. *Phys. Rev. Lett.*, 86:2712–2715.
 - [14] Newman, T. J. and Toroczkai, Z. (1998). Diffusive persistence and the “sign-time” distribution. *Phys. Rev. E*, 58:R2685–R2688.
 - [15] Poplavskyi, M. and Schehr, G. (2018). Exact persistence exponent for the 2d-diffusion equation and related kac polynomials. *Phys. Rev. Lett.*, 121:150601.
 - [16] Potters, M. and Bouchaud, J.-P. (2020). *A First Course in Random Matrix Theory: for Physicists, Engineers and Data Scientists*. Cambridge University Press.
 - [17] Schehr, G. and Majumdar, S. N. (2007). Statistics of the number of zero crossings: From random polynomials to the diffusion equation. *Phys. Rev. Lett.*, 99:060603.
 - [18] Tracy, C. A. and Widom, H. (1994). Level spacing distributions and the Airy kernel. *Commun. Math. Phys.*, 159:151–174.
 - [19] Tucci, G. (2011). Asymptotic Products of Independent Gaussian Random Matrices with Correlated Entries. *Electronic Communications in Probability*, 16(none):353 – 364.

Supplementary Material: Will Random cone-wise-Linear Systems Be Stable?

Appendix A: Mapping to a Gaussian process and link to random diffusion

In this section, we provide the details of the computation to map the dynamics of Eq. (1) of the main text onto the centered Gaussian process defined by Eq. (3). Recall that we consider the following conewise-linear system

$$\mathbf{v}(t+1) = \begin{cases} \mathbb{A}\mathbf{v}(t), & \text{when } v_1(t) > 0 \\ \mathbb{B}\mathbf{v}(t), & \text{when } v_1(t) < 0 \end{cases}, \quad (\text{S1})$$

where \mathbb{A} and \mathbb{B} are $O(N)$ symmetric rotationally invariant random matrices and $\mathbf{v}(0) \in \mathbb{R}^N$ is a centered Gaussian vector of unit norm and variance σ_0^2/N . For the matrix $\mathbb{M} = \mathbb{A}$ or \mathbb{B} , there exists an orthogonal matrix \mathbb{O} and a real diagonal matrix $\Lambda = \text{diag}(\nu_1, \dots, \nu_N)$ such that

$$\mathbb{M} = \mathbb{O}\Lambda\mathbb{O}^\top.$$

We will denote by $f_N(t)$ the quantity

$$f_N(t) := \frac{1}{N} \sum_{i=1}^N \nu_i^t \xrightarrow[N \rightarrow \infty]{} \int d\nu \rho(\nu) \nu^t := f(t),$$

with $\rho(\nu)$ the spectral density of \mathbb{M} . Finally, $\langle \cdot \rangle_{\mathbb{O}}$ will refer to the average over the Haar measure on $O(N)$, and $\langle \cdot \rangle$ the average over the ensemble of \mathbb{M} and the initial condition.

1. Computation of the statistics of $\mathbf{v}(t)$ within one cone in the limit $N \rightarrow \infty$

As long as $v_1(t)$ keeps a constant sign, the dynamics is linear and immediately yields

$$\mathbf{v}(t) = \mathbb{M}^t \mathbf{v}(0) = \mathbb{O} \Lambda^t \mathbb{O}^\top \mathbf{v}(0). \quad (\text{S2})$$

With $\boldsymbol{\varepsilon}_i$ the i -th canonical vector of \mathbb{R}^N , we can express the component $v_\ell(t)$ of $\mathbf{v}(t)$ as

$$\begin{aligned} v_\ell(t) &:= \boldsymbol{\varepsilon}_\ell \cdot \mathbf{v}(t) = \sum_{\alpha, \beta, i, j} (\boldsymbol{\varepsilon}_\ell)_\beta \mathbb{O}_{\beta i} (\Lambda^t)_{ij} (\mathbb{O}^\top)_{j\alpha} v_\alpha(0) \\ &= \sum_{\alpha, \beta, i, j} \delta_{\beta\ell} \mathbb{O}_{\beta i} \delta_{ij} \nu_i^t \mathbb{O}_{\alpha j} v_\alpha(0) \\ &= \sum_{i, \alpha} \nu_i^t v_\alpha(0) \mathbb{O}_{\ell i} \mathbb{O}_{\alpha i}. \end{aligned}$$

To compute the correlator of $\mathbf{v}(t)$ within one cone, we will use the fact that eigenvectors and eigenvalues are independent for rotationally invariant matrices which allows us to compute the expectation $\langle \cdot \rangle_{\mathbb{O}}$ first. For the integration over the orthogonal group, we refer the reader to [S16, Chapter 12, Section 1.2] for a detailed discussion. For our purpose, we will only need the following results

$$\langle \mathbb{O}_{\ell i} \mathbb{O}_{\alpha i} \rangle_{\mathbb{O}} = \delta_{\ell\alpha} N^{-1}, \quad (\text{S3})$$

$$\begin{aligned} \langle \mathbb{O}_{\ell i} \mathbb{O}_{\alpha i} \mathbb{O}_{\ell' j} \mathbb{O}_{\beta j} \rangle_{\mathbb{O}} &= \frac{N+1}{N^3 + N^2 - 2N} [\delta_{\ell\alpha} \delta_{\ell'\beta} + \delta_{ij} \delta_{\ell\ell'} \delta_{\alpha\beta} + \delta_{ij} \delta_{\ell\beta} \delta_{\ell'\alpha}] \\ &\quad - \frac{1}{N^3 + N^2 - 2N} [\delta_{\ell\ell'} \delta_{\alpha\beta} + \delta_{\ell\beta} \delta_{\ell'\alpha} + \delta_{ij} (2\delta_{\ell\alpha} \delta_{\ell'\beta} + \delta_{\ell\beta} \delta_{\ell'\alpha} + \delta_{\ell\ell'} \delta_{\alpha\beta})], \end{aligned} \quad (\text{S4})$$

where the first is exact only when $N \rightarrow \infty$ whereas the second is valid at any N . The N -dependent prefactor are called Weingarten functions. We then start by computing the expectation of $\mathbf{v}_\ell(t)$ over the Haar measure using Eq. (S3)

$$\langle v_\ell(t) \rangle_{\mathbb{O}} = \sum_{i, \alpha} \nu_i^t v_\alpha(0) \langle \mathbb{O}_{\ell i} \mathbb{O}_{\alpha i} \rangle_{\mathbb{O}} = \frac{v_\ell(0)}{N} \sum_{i=1}^N \nu_i^t = v_\ell(0) f_N(t) \xrightarrow[N \rightarrow \infty]{} v_\ell(0) f(t). \quad (\text{S5})$$

Note that, since the r.h.s converges towards the average over the eigenvalues of \mathbb{M} , the average over the Haar measure converges towards the ensemble average over \mathbb{M} . Finally, since we assumed that $v_\ell(0)$ is centered we have

$$\langle v_\ell(t) \rangle = 0, \quad (\text{S6})$$

in the limit $N \rightarrow \infty$.

As for the covariance of $\mathbf{v}(t)$, it is a bit more cumbersome. As before, we have

$$\langle v_\ell(t) v_{\ell'}(s) \rangle_0 = \sum_{i,j,\alpha,\beta} \nu_i^t \nu_j^s v_0^\alpha v_0^\beta \langle \mathbb{O}_{\ell i} \mathbb{O}_{\alpha i} \mathbb{O}_{j \ell'} \mathbb{O}_{\beta j} \rangle_0.$$

Keeping only the dominant behavior of the Weingarten functions in Eq. (S4), we can compute the covariance

$$\begin{aligned} \langle v_\ell(t) v_{\ell'}(s) \rangle_0 &= \sum_{i,j,\alpha,\beta} \nu_i^t \nu_j^s v_0^\alpha v_0^\beta \langle \mathbb{O}_{\ell i} \mathbb{O}_{\alpha i} \mathbb{O}_{j \ell'} \mathbb{O}_{\beta j} \rangle_0 \\ &= \frac{1}{N^2} \left[v_0^\ell v_0^{\ell'} N^2 f_N(t) f_N(s) + \delta_{\ell \ell'} \|v_0\|^2 N f_N(t+s) + v_0^\ell v_0^{\ell'} N f_N(t+s) \right] \\ &\quad - \frac{1}{N^3} \left[\delta_{\ell \ell'} \|v_0\|^2 N^2 f_N(t) f_N(s) + v_0^\ell v_0^{\ell'} N^2 f_N(t) f_N(s) + 3 v_0^\ell v_0^{\ell'} N f_N(t+s) + \delta_{\ell \ell'} \|v_0\|^2 N f_N(t+s) \right] \end{aligned} \quad (\text{S7})$$

$$= \langle v_\ell(t) \rangle_0 \langle v_{\ell'}(s) \rangle_0 + \frac{\delta_{\ell \ell'}}{N} (f_N(t+s) - f_N(t) f_N(s)) + o\left(\frac{1}{N^2}\right), \quad (\text{S8})$$

where we used the assumption that $\mathbf{v}(0)$ is a unit-norm full vector so that $\|\mathbf{v}(0)\| = 1$ and $v_\alpha(0) \sim N^{-1/2}$ to only keep terms up to order N^{-1} . Upon rescaling $\bar{\mathbf{v}}(t) = \mathbf{v}(t)\sqrt{N}$ and $\bar{\mathbf{v}}(0) = \mathbf{v}(0)\sqrt{N}$, we have $\langle \bar{v}_\ell(t) \rangle_0 = \bar{v}_\ell(0) f_N(t)$ of order 1 when $N \rightarrow \infty$ since $v_\ell(0) \sim N^{-1/2}$. We can take the $N \rightarrow \infty$ limit in Eq. (S8) and get

$$\langle \bar{v}_\ell(t) \bar{v}_{\ell'}(s) \rangle_0 = \langle \bar{v}_\ell(t) \rangle_0 \langle \bar{v}_{\ell'}(s) \rangle_0 + \delta_{\ell \ell'} (f(t+s) - f(t) f(s)). \quad (\text{S9})$$

Finally, integrating over $\mathbf{v}(0)$ yields (cross-correlations between components vanish at large N)

$$\langle \bar{v}_\ell(t) \bar{v}_{\ell'}(s) \rangle = \delta_{\ell \ell'} (f(t+s) - (1 - \sigma_0^2) f(t) f(s)). \quad (\text{S10})$$

From the previous equation, we see that, in the large N limit, the components of $\mathbf{v}(t)$ become uncorrelated. As a consequence, the probability that $\mathbf{v}(t)$ stays within one cone up to time t is solely determined by the statistics of the first component and we have

$$Q_0(t) = \mathbb{P} \left(\bigcap_{\tau=0}^t (v_1(0) v_1(\tau) > 0) \right). \quad (\text{S11})$$

Finally, as we will see, the second term of this correlator is subdominant in the large time limit which allows to take $\sigma_0 = 1$ without loss of generality and recover Eq. (3) of the main text.

2. Link to random diffusion

To establish the link with the random diffusion process, we must study the asymptotic behavior of the correlator of $\mathbf{v}_1(t)$, which boils down to the asymptotics of the moments of \mathbb{M} . In the previous section, we have introduced the spectral density ρ of \mathbb{M} . As in the main text, we will assume that this density has a compact support $[\nu_-, \nu_+]$ with $\nu_- < \nu_+$. Furthermore, it has a behavior close to the upper edge characterized by a constant K and an exponent α which we assume greater than -1 for integrability purposes

$$\rho(\nu) \underset{\nu \rightarrow \nu_+}{\sim} K |\nu - \nu_+|^\alpha.$$

With these assumptions, we can use Laplace's method to estimate the large time behavior of the moments $f(t)$ of ρ . Denoting by $\Delta\nu = \nu_+ - \nu_- > 0$, it yields

$$\begin{aligned} \nu_+^{-t} f(t) &= \int_{\nu_-}^{\nu_+} d\nu \rho(\nu) \left(\frac{\nu}{\nu_+} \right)^t \\ &= \int_0^{\Delta\nu} d\sigma \rho(\nu_+ - \sigma) \left(1 - \frac{\sigma}{\nu_+} \right)^t \\ &= \frac{\nu_+}{t} \int_0^{\Delta\nu} dx \rho \left(\nu_+ \left(1 - \frac{x}{t} \right) \right) \left(1 - \frac{x}{t} \right)^t \\ &\sim \frac{\nu_+}{t} \int_0^\infty dx K \left| \nu_+ - \nu_+ \left(1 - \frac{x}{t} \right) \right|^\alpha e^{-x} \\ &= K \left(\frac{\nu_+}{t} \right)^{\alpha+1} \int_0^\infty dx e^{-x} x^\alpha \\ &= K \left(\frac{\nu_+}{t} \right)^{\alpha+1} \Gamma(\alpha+1), \end{aligned}$$

so that we get the asymptotic behavior of the main text

$$f(t) \underset{t \rightarrow \infty}{\sim} K \nu_+^{t+\alpha+1} \Gamma(\alpha+1) t^{-\alpha-1}. \quad (\text{S12})$$

Before linking our process to random diffusion, we can see that

$$\frac{f(t)f(s)}{f(t+s)} \sim K \Gamma(\alpha+1) \nu_+^{\alpha+1} \left(\frac{1}{t} + \frac{1}{s} \right)^{\alpha+1}$$

which makes the second term in Eq. (S10) subdominant as we already pointed out at the end of the previous section. Choosing $\sigma_0^2 = 1$, we introduce (as it is standard in persistence problems), the rescaled process

$$\phi(t) = \frac{\bar{v}_1(t)}{\sqrt{\langle \bar{v}_1^2(t) \rangle}},$$

whose correlator is given by

$$\langle \phi(t) \phi(s) \rangle = \frac{f(t+s)}{\sqrt{f(2t)f(2s)}}. \quad (\text{S13})$$

Using the asymptotic behavior of Eq. (S12), we therefore get

$$\langle \phi(t) \phi(s) \rangle \underset{t,s \rightarrow \infty}{\sim} \left(\frac{2\sqrt{ts}}{t+s} \right)^{\alpha+1}, \quad (\text{S14})$$

as in the main text.

Appendix B: Distribution of λ_{\max}

In this appendix, we derive the equation for the moments m_q and the density φ of λ_{\max} . As stated in the text in Eq. (6), the starting point is

$$m_q := \mathbb{E}[\lambda_{\max}^q] = \lim_{t \rightarrow \infty} t^{-q} \frac{\mathcal{Z}(q, t)}{\mathcal{Z}(0, t)}, \quad (\text{S1})$$

where

$$\mathcal{Z}(q, t) = \sum_{k=1}^{\infty} \int_{\vec{\tau}} \prod_{i=1}^k p_i(\tau_i) \Theta(t_k - t) \Theta(t - t_{k-1}) \Lambda^q(\vec{\tau}, t) := \sum_k \mathcal{X}_k(q, t), \quad (\text{S2})$$

with $t_k = \sum_{i=1}^k \tau_i$ and

$$\Lambda(\vec{\tau}, t) = \sum_{i=1}^{k-1} g_i(\tau_i) + g_k(t - t_{k-1}). \quad (\text{S3})$$

The partition function $\mathcal{Z}(q, t)$ corresponds to a grand canonical ensemble partition function. We will see that it is not equivalent to its canonical counterpart. We will denote by \hat{f} the t -Laplace transform of a generic function f

$$\hat{f}(\omega) = \int_0^{\infty} dt e^{-\omega t} f(t). \quad (\text{S4})$$

We also introduce the following quantities

$$\hat{\varphi}_i(\ell, \omega) = \int_0^{\infty} dt e^{-\omega t} p_i(t) g_i(t)^{\ell}, \quad (\text{S5})$$

$$\hat{h}_i(\ell, \omega) = \int_0^{\infty} dt p_i(t) \int_0^t ds e^{-\omega s} g_i(s)^{\ell} \quad (\text{S6})$$

$$= \int_0^{\infty} ds e^{-\omega s} g_i(s)^{\ell} Q_{0,i}(s), \quad (\text{S7})$$

$$\hat{h}_i(0, \omega) := \frac{1 - \hat{p}_i(\omega)}{\omega}, \quad (\text{S8})$$

where $\hat{\varphi}_i(0, \omega) := \hat{p}_i(\omega)$. Finally, note that, unlike in the main text, there is a subscript i on the persistence probabilities. This is the general case where matrices \mathbb{A} and \mathbb{B} can have different edge exponents $\alpha_{\mathbb{A}}$ and $\alpha_{\mathbb{B}}$.

1. Canonical ensemble computation

We introduce the following canonical partition function which we will need for the computation of $\mathcal{Z}(q, t)$

$$Z(q, t) = \sum_{k=1}^{\infty} \int_{\vec{\tau}} \prod_{i=1}^k p_i(\tau_i) \delta(t - t_k) \Lambda^q(\vec{\tau}, t) := \sum_{k=1}^{\infty} x_k(q, t). \quad (\text{S9})$$

We will express the exponential generating function $G_{\hat{Z}}(x)$ of \hat{Z} . To do so, we must find a recursive relation on the Laplace transform of Z . Let us start by computing the quantities $\hat{x}_k(q, \omega)$. We have for x_k

$$x_k(q, t) = \int_{\vec{\tau}} \delta(t - t_k) \prod_{i=1}^k p_i(\tau_i) \left(\sum_{j=1}^k g_j(\tau_j) \right)^q,$$

where we have replace the last term in the q -power $g_k(t - t_{k-1})$ by $g_k(\tau_k)$ as enforced by the Dirac delta constraint. We can carry out the computation by expanding the q -power using the multinomial theorem

$$\begin{aligned} &= \int_{\vec{\tau}} \delta(t - t_k) \prod_{i=1}^k p_i(\tau_i) \sum_{\ell_1, \dots, \ell_k} \delta\left(\sum_{i=1}^k \ell_i - q\right) \binom{q}{\ell} \prod_{j=1}^k g_j(\tau_j)^{\ell_j} \\ &= \sum_{\ell_1, \dots, \ell_k} \delta\left(\sum_{i=1}^k \ell_i - q\right) \binom{q}{\ell} \int_{\vec{\tau}} \delta(t - t_k) \prod_{j=1}^k p_j(\tau_j) g_j(\tau_j)^{\ell_j}. \end{aligned}$$

We can then compute the Laplace transform of x_k

$$\begin{aligned} \hat{x}_k(q, \omega) &= \int_0^{\infty} dt e^{-\omega t} \sum_{\ell_1, \dots, \ell_k} \delta\left(\sum_{i=1}^k \ell_i - q\right) \binom{q}{\ell} \int_{\vec{\tau}} \delta(t - t_k) \prod_{j=1}^k p_j(\tau_j) g_j(\tau_j)^{\ell_j} \\ &= \sum_{\ell_1, \dots, \ell_k} \delta\left(\sum_{i=1}^k \ell_i - q\right) \binom{q}{\ell} \int_{\vec{\tau}} \prod_{j=1}^k p_j(\tau_j) g_j(\tau_j)^{\ell_j} e^{-\omega \tau_j} \\ &= \sum_{\ell_1, \dots, \ell_k} \delta\left(\sum_{i=1}^k \ell_i - q\right) \binom{q}{\ell} \prod_{j=1}^k \hat{\varphi}_j(\ell_j, \omega). \end{aligned}$$

To carry out the computation, we need to distinguish between even and odd values of k . Indeed, provided $v_1(0) > 0$, the effective matrix of the system will look like

$$\begin{aligned} \mathbb{M}(2s) &= \mathbb{B}^{\tau_{2s}} \mathbb{A}^{\tau_{2s-1}} \dots \mathbb{B}^{\tau_2} \mathbb{A}^{\tau_1} \\ \mathbb{M}(2s+1) &= \mathbb{A}^{\tau_{2s+1}} \mathbb{B}^{\tau_{2s}} \dots \mathbb{B}^{\tau_2} \mathbb{A}^{\tau_1}, \end{aligned}$$

which in turn implies $g_{2s} = g_2$ and $g_{2s+1} = g_1$. As a consequence, we have

$$\begin{aligned} \hat{x}_{2s}(q, \omega) &= \sum_{\ell_1, \dots, \ell_{2s}} \delta\left(\sum_{i=1}^{2s} \ell_i - q\right) \binom{q}{\ell_1, \dots, \ell_{2s}} \hat{\varphi}_2(\ell_{2s}, \omega) \prod_{j=1}^{2s-1} \hat{\varphi}_j(\ell_j, \omega) \\ &= \sum_{\ell=0}^q \binom{q}{\ell} \hat{\varphi}_2(\ell, \omega) \sum_{\ell_1, \dots, \ell_{2s-1}} \delta\left(\sum_{i=1}^{2s-1} \ell_i - (q - \ell)\right) \binom{q - \ell}{\ell_1, \dots, \ell_{2s-1}} \prod_{j=1}^{2s-1} \hat{\varphi}_j(\ell_j, \omega), \end{aligned}$$

where the sum over $\ell_1, \dots, \ell_{2s-1}$ is exactly $\hat{x}_{2s-1}(q - \ell, \omega)$. A similar fact holds for $\hat{x}_{2s+1}(q - \ell, \omega)$ and we get

$$\hat{x}_{2s}(q, \omega) = \sum_{\ell=0}^q \binom{q}{\ell} \hat{\varphi}_2(\ell, \omega) \hat{x}_{2s-1}(q - \ell, \omega), \quad s \geq 1 \quad (\text{S10})$$

$$\hat{x}_{2s+1}(q, \omega) = \sum_{\ell=0}^q \binom{q}{\ell} \hat{\varphi}_1(\ell, \omega) \hat{x}_{2s}(q - \ell, \omega), \quad s \geq 1. \quad (\text{S11})$$

These two equations do not account for $\hat{x}_1(q, \omega)$ but it is easy to compute $\hat{x}_1(q, \omega) = \hat{\varphi}_1(q, \omega)$. We now introduce odd and even partition functions

$$Z^e(q, t) = \sum_{s=1}^{\infty} x_{2s}(q, t) \quad (\text{S12})$$

$$Z^o(q, t) = \sum_{s=0}^{\infty} x_{2s+1}(q, t) \quad (\text{S13})$$

$$Z(q, t) = Z^e(q, t) + Z^o(q, t), \quad (\text{S14})$$

and sum equations Eqs. (S10)-(S11) to get the Laplace transforms of Z^e and Z^o

$$\hat{Z}^e(q, \omega) = \sum_{\ell=0}^q \binom{q}{\ell} \hat{\varphi}_2(\ell, \omega) \hat{Z}^o(q - \ell, \omega) \quad (\text{S15})$$

$$\hat{Z}^o(q, \omega) = \hat{\varphi}_1(q, \omega) + \sum_{\ell=0}^q \binom{q}{\ell} \hat{\varphi}_1(\ell, \omega) \hat{Z}^e(q - \ell, \omega). \quad (\text{S16})$$

We recognize exponential convolution equations and we introduce the exponential generating function of a sequence c

$$\mathcal{G}_c(x) = \sum_{q=0}^{\infty} c(q) \frac{x^q}{q!},$$

to solve Eqs. (S15)-(S16). We get

$$\begin{aligned} \mathcal{G}_{\hat{Z}^e} &= \mathcal{G}_{\hat{\varphi}_2} \mathcal{G}_{\hat{Z}^o} \\ \mathcal{G}_{\hat{Z}^o} &= \mathcal{G}_{\hat{\varphi}_1} + \mathcal{G}_{\hat{\varphi}_1} \mathcal{G}_{\hat{Z}^e} \end{aligned}$$

and finally

$$\mathcal{G}_{\hat{Z}^e} = \frac{\mathcal{G}_{\hat{\varphi}_1} \mathcal{G}_{\hat{\varphi}_2}}{1 - \mathcal{G}_{\hat{\varphi}_1} \mathcal{G}_{\hat{\varphi}_2}} \quad (\text{S17})$$

$$\mathcal{G}_{\hat{Z}^o} = \frac{\mathcal{G}_{\hat{\varphi}_1}}{1 - \mathcal{G}_{\hat{\varphi}_1} \mathcal{G}_{\hat{\varphi}_2}}. \quad (\text{S18})$$

From these two equations we could continue the computation and get a general recursive formula for $\hat{Z}(q, \omega)$ but we only need Eqs. (S17)-(S18) to express the Laplace transform of the grand canonical partition function.

2. Grand canonical ensemble computation

The idea for the computation in the grand canonical ensemble is similar to the canonical computation. However, upon summing over t , the constraint $\Theta(t_k - t) \Theta(t - t_{k-1})$ does not imply $t - t_{k-1} = \tau_k$ anymore but $t_{k-1} \leq t \leq t_k$ i.e $t = t_{k-1} + \tau$, $\tau \in [0, \tau_k]$. We can then compute the Laplace transform of \mathcal{X}_k

$$\begin{aligned} \hat{\mathcal{X}}_k(q, \omega) &= \int_0^{\infty} dt e^{-\omega t} \sum_{\ell_1, \dots, \ell_k} \delta \left(\sum_{i=1}^k \ell_i - q \right) \binom{q}{\ell} \int_{\vec{\tau}} \Theta(t_k - t) \Theta(t - t_{k-1}) \prod_{j=1}^k p_j(\tau_j) g_j(\tau_j)^{\ell_j} \\ &= \sum_{\ell_1, \dots, \ell_k} \delta \left(\sum_{i=1}^k \ell_i - q \right) \binom{q}{\ell} \int_{\vec{\tau}} \prod_{j=1}^{k-1} p_j(\tau_j) g_j(\tau_j)^{\ell_j} \int_0^{\infty} dt e^{-\omega t} \Theta(t_k - t) \Theta(t - t_{k-1}) g_k(t - t_{k-1})^{\ell_k} \\ &= \sum_{\ell_1, \dots, \ell_k} \delta \left(\sum_{i=1}^k \ell_i - q \right) \binom{q}{\ell} \int_{\vec{\tau}} \prod_{j=1}^{k-1} p_j(\tau_j) g_j(\tau_j)^{\ell_j} e^{-\omega t_{k-1}} \int_0^{\tau_k} d\tau e^{-\omega \tau} g_k(\tau)^{\ell_k} \\ &= \sum_{\ell_1, \dots, \ell_k} \delta \left(\sum_{i=1}^k \ell_i - q \right) \binom{q}{\ell} \hat{h}_k(\ell_k, \omega) \prod_{j=1}^{k-1} \hat{\varphi}_j(\ell_j, \omega). \end{aligned}$$

As in the canonical computation, we need to distinguish between the parity of k and we have

$$\hat{\mathcal{X}}_{2s}(q, \omega) = \sum_{\ell=0}^q \binom{q}{\ell} \hat{h}_2(\ell, \omega) \hat{x}_{2s-1}(q - \ell, \omega), \quad s \geq 1 \quad (\text{S19})$$

$$\hat{\mathcal{X}}_{2s+1}(q, \omega) = \sum_{\ell=0}^q \binom{q}{\ell} \hat{h}_1(\ell, \omega) \hat{x}_{2s}(q - \ell, \omega), \quad s \geq 1. \quad (\text{S20})$$

Note that on the r.h.s we have recognized the canonical \hat{x} . For $k = 1$, we also have $\hat{\mathcal{X}}_1(q, \omega) = \hat{h}_1(q, \omega)$. Introducing odd and even grand canonical partition functions \mathcal{Z}^e and \mathcal{Z}^o , we have

$$\begin{aligned}\mathcal{G}_{\hat{\mathcal{Z}}^e} &= \mathcal{G}_{\hat{h}_2} \mathcal{G}_{\hat{\mathcal{Z}}^o} \\ \mathcal{G}_{\hat{\mathcal{Z}}^o} &= \mathcal{G}_{\hat{h}_1} + \mathcal{G}_{\hat{h}_1} \mathcal{G}_{\hat{\mathcal{Z}}^e},\end{aligned}$$

and using Eqs. (S17)-(S18) we get for $\mathcal{G}_{\hat{\mathcal{Z}}} = \mathcal{G}_{\hat{\mathcal{Z}}^e} + \mathcal{G}_{\hat{\mathcal{Z}}^o}$

$$\mathcal{G}_{\hat{\mathcal{Z}}} = \frac{\mathcal{G}_{\hat{h}_1} + \mathcal{G}_{\hat{h}_2} \mathcal{G}_{\hat{\varphi}_1}}{1 - \mathcal{G}_{\hat{\varphi}_1} \mathcal{G}_{\hat{\varphi}_2}}. \quad (\text{S21})$$

We can finally find a recursion relation on $\hat{\mathcal{Z}}(q, \omega)$ using formal power series and "inverting" the previous equation

$$\hat{\mathcal{Z}}(q, \omega) = \frac{1}{1 - \hat{p}_1(\omega) \hat{p}_2(\omega)} \left(\hat{h}_1(q, \omega) + \sum_{\ell=0}^q \binom{q}{\ell} \hat{\varphi}_1(\ell, \omega) \hat{h}_2(q - \ell, \omega) + \sum_{\ell=1}^q \binom{q}{\ell} \hat{\mathcal{Z}}(q - \ell, \omega) \sum_{k=0}^{\ell} \binom{\ell}{k} \hat{\varphi}_1(k, \omega) \hat{\varphi}_2(\ell - k, \omega) \right), \quad (\text{S22})$$

which is valid for any $q \geq 0$. Note that, as in Eqs. (S17)-(S18), Eqs. (S21)-(S22) are not symmetric upon the interchange $1 \leftrightarrow 2$. This is only due to the fact that we have considered products starting with the matrix \mathbb{A} in the previous analysis. However, these products starts with either \mathbb{A} or \mathbb{B} with probability $1/2$ given the initial draw of $v_1(0)$. As a consequence, one should symmetrize Eqs. (S21)-(S22). We will see however, that this does not matter for the long time behavior of the system.

3. Distribution of λ_{\max} in the case where $\alpha_{\mathbb{A}} = \alpha_{\mathbb{B}}$ and $\mathbb{E}[\tau] = +\infty$

In this case, the persistence exponents are the same $\mu(\alpha_{\mathbb{A}}) = \mu(\alpha_{\mathbb{B}}) := \mu < 1$ ensuring $\mathbb{E}[\tau] = +\infty$. Note however that the scale factor C_i (such that $p_i(t) \sim C_i t^{-1-\mu}$) could still be different. However, since the correlator of ϕ in Eq. (S10) is independent of the constant K of the behavior of ρ near the upper edge, we conclude that $C_{\mathbb{A}} = C_{\mathbb{B}} := C$.

a. Tauberian analysis

To use Eq. (S22) to find the moments of λ_{\max} , we need to compute the behavior of the Laplace transforms as $\omega \rightarrow 0$. We start by linking the long-time behavior of p and g_i to the small- ω behavior of the related Laplace transforms

$$\left. \begin{aligned} p_i(t) &\underset{t \rightarrow \infty}{\sim} \frac{C}{t^{1+\mu}} \\ g_i(t) &\underset{t \rightarrow \infty}{\sim} r_i t \end{aligned} \right\} \longleftrightarrow \begin{cases} \hat{p}_i(\omega) \underset{\omega \rightarrow 0}{\sim} 1 + C\Gamma(-\mu)\omega^\mu \\ \hat{\varphi}_i(q, \omega) \underset{\omega \rightarrow 0}{\sim} r_i^q C\Gamma(q - \mu)\omega^{\mu-q}, & q \geq 1 \\ \hat{h}_i(q, \omega) \underset{\omega \rightarrow 0}{\sim} r_i^q C \frac{\Gamma(1 + q - \mu)}{\mu} \omega^{\mu-q-1}, & q \geq 1 \end{cases} \quad (\text{S23})$$

We can then use Eq. (S22) for $q = 0$ to get

$$\hat{\mathcal{Z}}(0, \omega) = \omega^{-1}, \quad (\text{S24})$$

which in turns imply that $\mathcal{Z}(0, t) = 1$. Plugging this result into Eq. (S1), we see that, for the limit to exist, we must have $\mathcal{Z}(q, t) \underset{t \rightarrow \infty}{\sim} m_q t^q$ which translates in ω -space to $\hat{\mathcal{Z}}(q, \omega) \underset{\omega \rightarrow 0}{\sim} m_q q! \omega^{-1-q}$. We then find a recursive relation on m_q by analysing the dominant behaviors on the r.h.s of Eq. (S22)

$$\begin{aligned} \frac{1}{1 - \hat{p}_1(\omega) \hat{p}_2(\omega)} &\underset{\omega \rightarrow 0}{\sim} -\frac{\omega^{-\mu}}{2C\Gamma(-\mu)} \\ \hat{h}_1(q, \omega) &\underset{\omega \rightarrow 0}{=} r_1^q C \frac{\Gamma(1 + q - \mu)}{\mu} \omega^{\mu-q-1} + o(\omega^{\mu-q-1}) \\ \sum_{\ell=0}^q \binom{q}{\ell} \hat{\varphi}_1(\ell, \omega) \hat{h}_2(q - \ell, \omega) &= \hat{p}_1(\omega) \hat{h}_2(q, \omega) + \sum_{\ell=1}^q \binom{q}{\ell} \hat{\varphi}_1(\ell, \omega) \hat{h}_2(q - \ell, \omega), \\ &\underset{\omega \rightarrow 0}{=} r_2^q C \frac{\Gamma(1 + q - \mu)}{\mu} \omega^{\mu-q-1} + o(\omega^{\mu-q-1}) \\ \sum_{\ell=1}^q \binom{q}{\ell} \hat{\mathcal{Z}}(q - \ell, \omega) \sum_{k=0}^{\ell} \binom{\ell}{k} \hat{\varphi}_1(k, \omega) \hat{\varphi}_2(\ell - k, \omega) &= \sum_{\ell=1}^q \binom{q}{\ell} \hat{\mathcal{Z}}(q - \ell, \omega) (\hat{p}_1(\omega) \hat{\varphi}_1(\ell, \omega) + \hat{p}_2(\omega) \hat{\varphi}_2(\ell, \omega)), \\ &\quad + \sum_{\ell=1}^q \binom{q}{\ell} \hat{\mathcal{Z}}(q - \ell, \omega) \sum_{k=1}^{\ell-1} \binom{\ell}{k} \hat{\varphi}_1(k, \omega) \hat{\varphi}_2(\ell - k, \omega) \\ &\underset{\omega \rightarrow 0}{=} q! C \omega^{\mu-q-1} \sum_{\ell=1}^q m_{q-\ell} (r_1^\ell + r_2^\ell) \frac{\Gamma(\ell - \mu)}{\ell!} + o(\omega^{\mu-q-1}). \end{aligned}$$

We can identify the dominant behaviors on both sides of Eq. (S22) to get

$$m_q = -\frac{1}{2\Gamma(-\mu)} \left(\frac{\Gamma(1+q-\mu)}{q!\mu} (r_1^q + r_2^q) + \sum_{\ell=1}^q m_{q-\ell} (r_1^\ell + r_2^\ell) \frac{\Gamma(\ell-\mu)}{\ell!} \right), \quad (\text{S25})$$

valid for $q \geq 1$.

b. Distribution of λ_{\max}

We denote by φ the probability density function of λ_{\max} . We can solve Eq. (S25) with generating functions $G_c(x) = \sum_q c_q x^q$ and use

$$(1-ax)^r = \sum_q \frac{\Gamma(q-r)}{\Gamma(-r)} \frac{(ax)^q}{q!}$$

to get

$$G_m(x) = \frac{(1-r_1x)^{\mu-1} + (1-r_2x)^{\mu-1}}{(1-r_1x)^\mu + (1-r_2x)^\mu}, \quad (\text{S26})$$

for $x \leq 1/\max(r_1, r_2)$. Finally, it is easy to see that the generating function $G_m(x)$ can be expressed as the Stieltjes transform of φ

$$\int d\lambda \frac{\varphi(\lambda)}{1-x\lambda} = \sum_{q=0}^{\infty} x^q \int d\lambda \varphi(\lambda) \lambda^q = G_m(x).$$

Setting $y = 1/x \geq \max(r_1, r_2)$, we get the standard Stieltjes transform \mathfrak{g}_φ of φ

$$\mathfrak{g}_\varphi(y) := \int d\lambda \frac{\varphi(\lambda)}{y-\lambda} = \frac{(y-r_1)^{\mu-1} + (y-r_2)^{\mu-1}}{(y-r_1)^\mu + (y-r_2)^\mu}. \quad (\text{S27})$$

We can invert this equation by setting $y = \lambda + i\eta$ and take the limit $\eta \rightarrow 0^+$ in the expression of $\Im(\mathfrak{g}_\varphi(y))$ and we get

$$\varphi(\lambda) = (r_2 - r_1) \frac{\sin \mu\pi}{\pi} \frac{(z_1 z_2)^{\mu-1}}{z_1^{2\mu} + z_2^{2\mu} + 2(z_1 z_2)^\mu \cos(\mu\pi)}. \quad (\text{S28})$$

4. Distribution of λ_{\max} in the case $\alpha_{\mathbb{A}} \neq \alpha_{\mathbb{B}}$ and $\mathbb{E}[\tau] = +\infty$

In this case, persistence exponents are different. We will assume w.l.o.g that $\mu_1 < \mu_2$ with μ_1 (resp. μ_2) associated with \mathbb{A} (resp. \mathbb{B}). Heuristically, we can surmise that the system will spend more time in the cone associated with the persistence having the smallest exponent. As a consequence, we expect λ_{\max} to be self-averaging with value $\ln |\nu_{+, \mathbb{A}}|$.

a. Tauberian analysis

The same small- ω analysis can be performed upon adding the relevant subscripts to scale factors and persistence exponents yielding

$$\left. \begin{aligned} p_i(t) &\underset{t \rightarrow \infty}{\sim} \frac{C_i}{t^{1+\mu_i}} \\ g_i(t) &\underset{t \rightarrow \infty}{\sim} r_i t \end{aligned} \right\} \longleftrightarrow \begin{cases} \hat{p}_i(\omega) \underset{\omega \rightarrow 0}{\sim} 1 + C_i \Gamma(-\mu_i) \omega^{\mu_i} \\ \hat{\varphi}_i(q, \omega) \underset{\omega \rightarrow 0}{\sim} r_i^q C_i \Gamma(q - \mu_i) \omega^{\mu_i - q}, & q \geq 1 \\ \hat{h}_i(q, \omega) \underset{\omega \rightarrow 0}{\sim} r_i^q C_i \frac{\Gamma(1+q-\mu_i)}{\mu_i} \omega^{\mu_i - q - 1}, & q \geq 1 \end{cases} \quad (\text{S29})$$

The dominant behaviors of the r.h.s of Eq. (S22) are then given by

$$\begin{aligned}
\frac{1}{1 - \hat{p}_1(\omega)\hat{p}_2(\omega)} &\underset{\omega \rightarrow 0}{\sim} -\frac{\omega^{-\mu_1}}{C_1\Gamma(-\mu_1)} \\
\hat{h}_1(q, \omega) &\underset{\omega \rightarrow 0}{=} r_1^q C_1 \frac{\Gamma(1+q-\mu_1)}{\mu_1} \omega^{\mu_1-q-1} + o(\omega^{\mu_1-q-1}) \\
\sum_{\ell=0}^q \binom{q}{\ell} \hat{\varphi}_1(\ell, \omega) \hat{h}_2(q-\ell, \omega) &= \hat{p}_1(\omega) \hat{h}_2(q, \omega) + \sum_{\ell=1}^q \binom{q}{\ell} \hat{\varphi}_1(\ell, \omega) \hat{h}_2(q-\ell, \omega), \\
&\underset{\omega \rightarrow 0}{=} o(\omega^{\mu_1-q-1}) \\
\sum_{\ell=1}^q \binom{q}{\ell} \hat{\mathcal{Z}}(q-\ell, \omega) \sum_{k=0}^{\ell} \binom{\ell}{k} \hat{\varphi}_1(k, \omega) \hat{\varphi}_2(\ell-k, \omega) &= \sum_{\ell=1}^q \binom{q}{\ell} \hat{\mathcal{Z}}(q-\ell, \omega) (\hat{p}_1(\omega) \hat{\varphi}_1(\ell, \omega) + \hat{p}_2(\omega) \hat{\varphi}_2(\ell, \omega)), \\
&+ \sum_{\ell=1}^q \binom{q}{\ell} \hat{\mathcal{Z}}(q-\ell, \omega) \sum_{k=1}^{\ell-1} \binom{\ell}{k} \hat{\varphi}_1(k, \omega) \hat{\varphi}_2(\ell-k, \omega) \\
&\underset{\omega \rightarrow 0}{=} q! C_1 \omega^{\mu_1-q-1} \sum_{\ell=1}^q m_{q-\ell} r_1^{\ell} \frac{\Gamma(\ell-\mu_1)}{\ell!} + o(\omega^{\mu_1-q-1}).
\end{aligned}$$

We can identify the dominant behaviors on both sides of Eq. (S22) to get

$$m_q = -\frac{1}{\Gamma(-\mu_1)} \left(\frac{\Gamma(1+q-\mu_1)}{q! \mu_1} r_1^q + \sum_{\ell=1}^q m_{q-\ell} r_1^{\ell} \frac{\Gamma(\ell-\mu_1)}{\ell!} \right), \quad (\text{S30})$$

valid for $q \geq 1$.

b. Distribution of λ_{\max}

Using the same procedure as before, we can find the Stieljes transform of the distribution of λ_{\max}

$$\int d\lambda \frac{\varphi(\lambda)}{y-\lambda} = \frac{1}{y-r_1}, \quad (\text{S31})$$

which in turn implies that

$$\varphi(\lambda) = \delta(\lambda - r_1). \quad (\text{S32})$$

5. Self-averaging of λ_{\max} for $\mathbb{E}[\tau] < +\infty$

We will consider the case $\alpha_{\mathbb{A}} = \alpha_{\mathbb{B}}$ to simplify the computations. If $\mathbb{E}[\tau] < \infty$ then $\mu > 1$. Let us assume that $\mu \in]1, 2[$ in order to carry fewer terms in the Tauberian analysis. As it will become clear below, the only important feature is that $\mu > 1$ ensuring the existence of $\mathbb{E}[\tau]$.

a. Tauberian analysis

Since the persistence has now a finite first moment, the small- ω behavior of the Laplace transforms are modified. We will denote by $m_{\tau} = \mathbb{E}[\tau]$ and $m_i = \mathbb{E}[g_i(\tau)]$ (which is finite since $g_i(\tau) \sim_{\tau \rightarrow \infty} r_i \tau$).

$$\left. \begin{aligned} p(t) &\underset{t \rightarrow \infty}{\sim} \frac{C}{t^{1+\mu}} \\ g_i(t) &\underset{t \rightarrow \infty}{\sim} r_i t \end{aligned} \right\} \longleftrightarrow \begin{cases} \hat{p}_i(\omega) \underset{\omega \rightarrow 0}{\sim} 1 - \omega m_{\tau} + C\Gamma(-\mu)\omega^{\mu} \\ \hat{\varphi}_i(1, \omega) \underset{\omega \rightarrow 0}{\sim} m_i - r_i C\Gamma(1-\mu)\omega^{\mu-1}, & q \geq 1 \\ \hat{\varphi}_i(q, \omega) \underset{\omega \rightarrow 0}{\sim} r_i^q C\Gamma(q-\mu)\omega^{\mu-q}, & q \geq 2 \\ \hat{h}_i(q, \omega) \underset{\omega \rightarrow 0}{\sim} r_i^q C \frac{\Gamma(1+q-\mu)}{\mu} \omega^{\mu-q-1}, & q \geq 1 \end{cases} \quad (\text{S33})$$

Consequently, the dominant behaviors on the r.h.s of Eq. (S22) are much simpler than in the previous analysis and yield

$$\begin{aligned}
\frac{1}{1 - \hat{p}(\omega)^2} &\underset{\omega \rightarrow 0}{\sim} \frac{\omega^{-1}}{2m_\tau} \\
\hat{h}_1(q, \omega) &\underset{\omega \rightarrow 0}{=} o(\omega^{-q}) \\
\sum_{\ell=0}^q \binom{q}{\ell} \hat{\varphi}_1(\ell, \omega) \hat{h}_2(q - \ell, \omega) &\underset{\omega \rightarrow 0}{=} o(\omega^{-q}), \\
\sum_{\ell=1}^q \binom{q}{\ell} \hat{\mathcal{Z}}(q - \ell, \omega) \sum_{k=0}^{\ell} \binom{\ell}{k} \hat{\varphi}_1(k, \omega) \hat{\varphi}_2(\ell - k, \omega) &= q \hat{\mathcal{Z}}(q - 1, \omega) \hat{p}(\omega) (\hat{\varphi}_1(1, \omega) + \hat{\varphi}_2(1, \omega)) \\
&\quad + \sum_{\ell=2}^q \binom{q}{\ell} \hat{\mathcal{Z}}(q - \ell, \omega) (\hat{p}_1(\omega) \hat{\varphi}_1(\ell, \omega) + \hat{p}_2(\omega) \hat{\varphi}_2(\ell, \omega)), \\
&\underset{\omega \rightarrow 0}{=} q! \omega^{-q} (m_1 + m_2) m_{q-1} + o(\omega^{-q}).
\end{aligned}$$

By identification in Eq. (S22), we get

$$m_q = \frac{m_1 + m_2}{2m_\tau} m_{q-1}, \quad (\text{S34})$$

which implies

$$m_q = \left(\frac{m_1 + m_2}{2m_\tau} \right)^q, \quad (\text{S35})$$

which are exactly the moments associated to the Dirac mass

$$\varphi(\lambda) = \delta \left(\lambda - \frac{m_1 + m_2}{2m_\tau} \right). \quad (\text{S36})$$

Finally, since $m_1 + m_2 = \mathbb{E}[g_A(\tau)] + \mathbb{E}[g_B(\tau)]$, we retrieve the expression in the text.