

# HWRCNet: Handwritten Word Recognition in JPEG Compressed Domain using CNN-BiLSTM Network

Mudit Goyal<sup>1</sup>, Abhishek Kumar Gupta<sup>2</sup>, Shiv Kumar<sup>3</sup>, Karan Chatwani<sup>4</sup>, Shiv Ram Dubey<sup>5</sup>, Satish Kumar Singh<sup>6</sup>

Indian Institute of Information Technology, Allahabad, India

Email: {<sup>1</sup>iit2018132, <sup>2</sup>iit2018187, <sup>3</sup>iit2018134, <sup>4</sup>iit2018194, <sup>5</sup>srubey, <sup>6</sup>sk.singh}@iitiia.ac.in

**Abstract**—The handwritten word recognition from images using deep learning is an active research area with promising performance. In practical scenario, it might be required to process the handwritten images in the compressed domain due to security reasons. However, the utilization of deep learning is still very limited for the processing of compressed images. Motivated by the need of processing document images in the compressed domain using recent developments in deep learning, we propose a HWRCNet model for handwritten word recognition in JPEG compressed domain. The proposed model combines the Convolutional Neural Network (CNN) and Bi-Directional Long Short Term Memory (BiLSTM) based Recurrent Neural Network (RNN). Basically, we train the model using compressed domain images and observe a very appealing performance with 89.05% word recognition accuracy and 13.37% character error rate.

**Index Terms**—Compressed Domain, Deep Learning, CNN, LSTM, Handwritten, Word Recognition.

## I. INTRODUCTION

Handwritten Word Recognition (HWR) is one of the most intriguing areas of research in the computer science domain, but due to the vast amount of differences in the writing styles of various people it tends to be a bit difficult problem [1]. Though satisfactory results have been found for isolated word recognition and character identification problems, the existing models are still not up to mark to for robust handwritten word recognition in unconstrained environment [2]. Moreover, this problem becomes severe when the system needs to perform the word recognition in compressed domain.

General approaches in handwritten word recognition use the concept of preprocessing to reduce the vast amount of variation that are present in different ways in which the words are arranged. The common methods of preprocessing depends upon the normalization of size of characters and correction of the slopes of various letters available in the given image [3]. The images in the compressed domain are somewhat different to view as they do not contain the words that are generally present and can be understood by the human beings, and the features are very difficult to be extracted manually. So, we rely on a hybrid deep learning model consisting of a Convolutional Neural Network (CNN) and a Recurrent Neural Network (RNN). Basically, CNN extracts the important features from compressed domain images and RNN utilizes these extracted features to perform the word recognition. An overview of the proposed method is illustrated in Fig. 1.

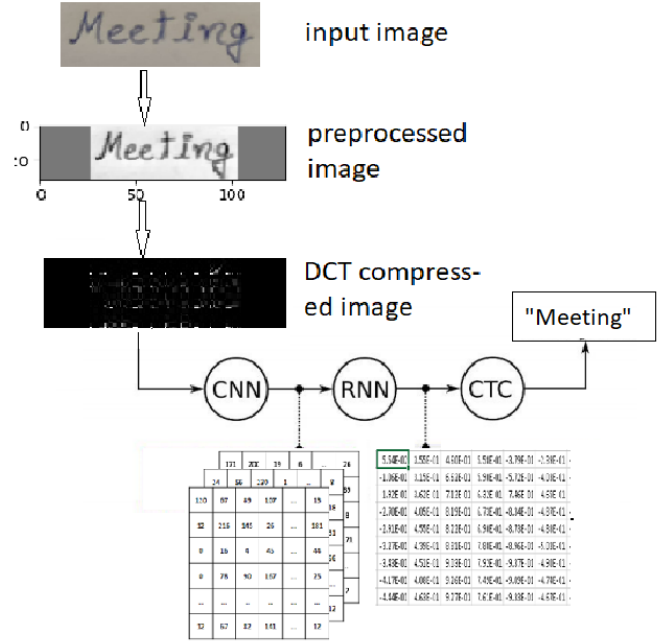


Fig. 1. Overview of the proposed CNN-RNN model for handwritten word recognition.

## A. Literature Survey

The handwritten character recognition from images is widely discovered problem with several approaches developed so far by utilizing the different technological solutions. In the early days, this problem was being tackled using hand-engineered approach. Kim et al. [4] have exploited the word gaps by separating the words from a line of text image for hand-written text recognition. Later, the neural network based approaches were being utilized. España-Boquera et al. [5] have developed the Hybrid Hidden Markov Model (HMM)/Artificial Neural Network (ANN) models for improving offline handwritten text recognition in images.

In recent years, an increasing trend has been observed for handwritten character and word recognition using deep learning approaches. In [3], the model preciously discussed was tweaked a little by applying some modifications such as the use of a CNN-RNN model. The model used dummy data and was utilized for achieving good efficacy by keeping

some key points into consideration, such as careful initial weight assignment of the model, normalization of tilted images and exhibiting important invariances through domain specific data distortion and transformation. A hybrid approach CNN-LSTM was proposed in [6] by using CNN model along with one dimensional LSTM model. They have performed the experiments by considering the different combinations of CNN, geometric normalization, 1D LSTM, and 2D LSTM networks. They have recorded 0.25% of test set error rate on UW3 dataset. They found that a simple 1D LSTM is outperformed by approach where a collection of various layers of convolution, 1D LSTM along with some max pooling between consecutive layers were used. One major drawback in the existing models was the inability to decode arbitrary character strings irrespective of dictionary size. In order to deal with such scenario, a Word beam search based decoding mechanism is utilized in [7]. This approach greatly affected the results as the words were constrained to be those which were already present in the set of known words. However, word beam search allowed the recognition of words which were not present in the dictionary. A LSTM-based model is also exploited in [8] scalable online handwritten text recognition system.

Through, there has been growth in technological solutions for handwritten word recognition, the focus on compressed domain has been quite limited. In [9], a brief overview of various methodologies was carried out for study of content based image retrieval in compressed domain on the MPEG dataset. They reported that image retrieval in compressed image domain leads to approximately 15% less computational complexity as compared to image retrieval on normal images. Very recently, Rajesh et al. have developed a HH-CompWordNet model for handwritten word recognition in the compressed domain [10]. Their approach has directly used the CNN in the compressed domain. However, their approach does not utilize the temporal encoding capacity of RNN models, which is exploited in the proposed model in this paper.

### B. Our Contributions

Motivated by the success of hybrid deep models of handwritten word recognition, we also utilize the hybrid deep model consisting of CNN and BiLSTM modules. Specifically, following are the major contributions of this paper:

- We propose a hybrid CNN-RNN HWRCNet model for handwritten word recognition in compressed domain.
- The proposed model extracts the discriminative features using the CNN module and encode the temporal characteristics using the BiLSTM based RNN module.
- We also exploit the Connectionist Temporal Classification (CTC) loss for the training of the proposed model.
- We also conduct the performance analysis of the proposed model on Discrete Cosine Transform (DCT) compressed images.



Fig. 2. Prediction of word.

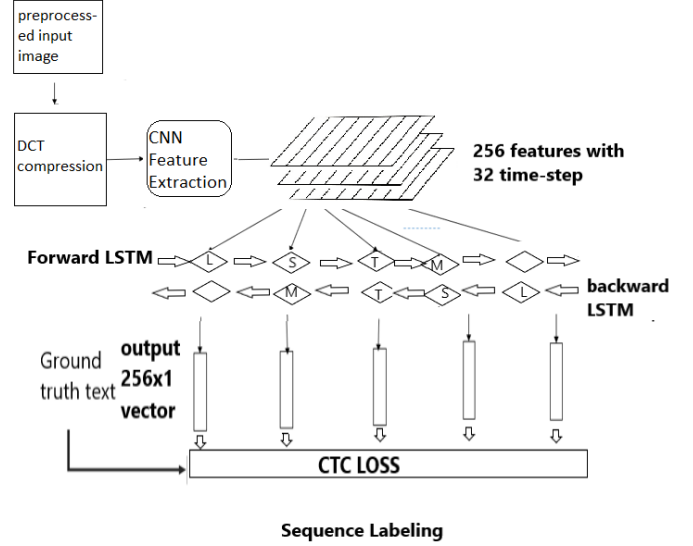


Fig. 3. Schematic diagram of the proposed HWRCNet model architecture.

## II. PROPOSED HWRCNET MODEL

In this work, we perform the handwritten word recognition in compressed domain as shown in Fig. 2. The scanned image is first converted in the compressed domain using DCT compression then word recognition is performed using the proposed hybrid CNN-BiLSTM model. The proposed model is named as HWRCNet model. The schematic diagram of the proposed HWRCNet model is portrayed in Fig. 3. It consists of following steps: a) pre-processing of input image, b) JPEG compression using Discrete Cosine Transform (DCT), c) feature extraction using CNN, d) sequence labeling using BiLSTM, and e) training using CTC loss. Further, we explain the steps of the proposed model. We use the handwritten word recognition model [11] as the base framework for the development of the proposed HWRCNet model.

### A. Pre-Processing

The pre-processing step as detailed in Fig. 4 is required to enhance the visibility of the text in the image and to ensure the required dimensionality of the input image for further processing.

1) *Contrast Stretching*: Contrast stretching is used to enhance the contrast of the image by transforming the narrow range of intensity values into a wider range. Hence, it improves the image quality in terms of visibility as shown in the first step of Fig. 4. It is given as,

$$g'(x, y) = \text{INT} \left\{ \frac{255}{GL_{max} - GL_{min}} [g(x, y) - GL_{min}] \right\} \quad (1)$$

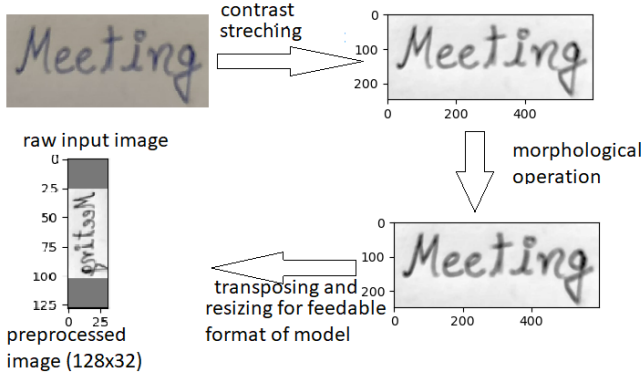


Fig. 4. Pre-processing step.

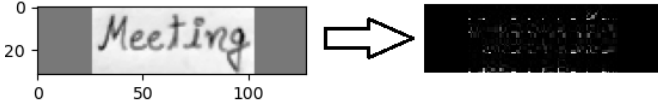


Fig. 5. DCT compression of Image.

where  $g(x, y)$  and  $g'(x, y)$  are the pixel values before and after contrast stretching, respectively,  $GL_{min}$  and  $GL_{max}$  are minimum and maximum intensity values in the original image, respectively, and INT refers to integer.

2) *Morphological Operation*: We apply the morphological operation such as Erosion to the images obtained after contrast stretching to further improve the text in the images by discarding the unwanted information. The effect of morphological operation is depicted in the second step of Fig. 4 with enhanced black text regions.

3) *Resizing and Transpose*: Resizing and Transpose of the images obtained after the morphological operation is done as the last step in pre-processing to fit the images to the model. In the experiment, the resized dimension is fixed as  $128 \times 32$  as shown in the last step of Fig. 4. Basically, we superimpose the image with a  $128 \times 32$  white patch and perform gray-level normalization to get the final pre-processed image. The resized image is further mirror transposed such that it can given as the input to tensorflow CNN as tensorflow always convolve in row-major form. After transposing, each time steps get stacked to facilitate the feature extraction of each time steps by CNN.

### B. DCT Compression

The Discrete Cosine Transform (DCT) is generally used for reduction in bandwidth of image in image pre-processing. It is also known as block compression. The block size of  $8 \times 8$  is standard in practice. However, in our case, both  $8 \times 8$  and  $4 \times 4$  block size based compression is considered to observe the performance of handwritten word recognition. The DCT for a block can be given as,

$$DCT(i, j) = \frac{1}{\sqrt{2N}} C(i) C(j) \sum_{x=0}^{N-1} \sum_{y=0}^{N-1} f(x, y) \quad (2)$$

where  $N$  is the block size,  $f(x, y)$  is given as,

$$f(x, y) = pixel(x, y) \cos \frac{(2x+1)i\pi}{2N} \cos \frac{(2y+1)j\pi}{2N} \quad (3)$$

and  $C(k)$  is given as,

$$C(k) = \frac{1}{\sqrt{2}} \text{ if } k \text{ is } 0, \text{ else } 1. \quad (4)$$

Fig. 5 shows the DCT image for an example input image.

### C. Feature Extraction using CNN

Convolutional Neural Networks (CNNs) can automatically learn the important visual features from images. CNNs is built with different layers such as convolution layer, max-pooling layer, activation functions, etc. The convolution layer extracts the features based the kernel which is automatically learnt. In specific, the max-pool layer is used to detect the variation in images (i.e., detecting the brighter pixel in the DCT images). The activation functions are used to include the non-linearity in the CNN model. More specifically, CNNs are trained using the stochastic gradient descent based algorithms in order to minimize the error of the model on training dataset. In the proposed model, the 5-layer CNN receives a compressed image as input and produces a 32 sequences of 256 dimensional output as a feature vector which serves as the input to BiLSTM module.

### D. Sequence Labeling using BiLSTM

Recurrent Neural Networks (RNNs) is the variant of neural network where the connection between various nodes follows a temporal order in order to process the temporal and sequential data. The function of RNNs can be expressed mathematically as follows:

$$y_t = W_{hy} h_t \quad (5)$$

where  $y_t$  is output at  $t^{th}$  time step,  $W_{hy}$  is the parameter and  $h_t$  is the hidden representation at  $t^{th}$  time step and computed as,

$$h_t = f(h_{t-1}, x_t) = \tanh(W_{hh} h_{t-1} + W_{xh} x_t) \quad (6)$$

where  $x_t$  is the input at  $t^{th}$  time step,  $h_{t-1}$  is the hidden representation at  $t-1^{th}$  time step,  $W_{hh}$  and  $W_{xh}$  are the parameters.

In the proposed HWRCNet model, we exploit the Bi-directional Long Short Term Memory (BiLSTM) based RNN model for the handwritten word recognition in compressed domain. Basically, the BiLSTM module received a feature vector of 32 sequences of length 256 from CNN as the input. The BiLSTM model performs the sequence labeling for word recognition by producing the characters for the words.

### E. CTC Loss

The Connectionist temporal classification (CTC) loss is considered as the objective function for the training of the model. The CTC loss works by adding the probabilities of

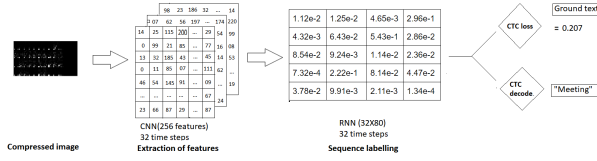


Fig. 6. Feature extraction and sequence labeling.

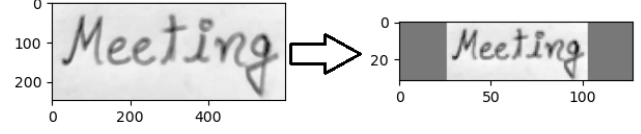


Fig. 7. Pre-processing of Image.

all probable alignments between the label and the input and defined as,

$$p(Y|X) = \sum_{A \in \Omega_{X,Y}} \prod_{t=1}^T p_t(a_t|X) \quad (7)$$

where  $X$  and  $Y$  are the input and output sequence of lengths  $T$  and  $U$ , respectively. Set  $\Omega$  consists of all possible length sequences with length  $T$  and  $a_t$  is the current state. The working of feature extraction using CNN, sequence labeling using BiLSTM and CTC loss computation and decoding is illustrated in Fig. 6.

The steps of the proposed HWRCNet model are summarized as follows:

- **Cropping:** It is used to crop the image from the center.
- **Gaussian blur:** It is used by averaging the values using Gaussian kernel.
- **Increasing contrast:** It is performed to enhance the contrast of the images.
- **Morphological operations:** It is utilized to remove the unwanted information from the images.
- **JPEG compression:** It is used to compress the images using Discrete Cosine Transform (DCT).
- **CNN:** The compressed images are fed to the 5-layer CNN model consisting of first 2-layers having  $5 \times 5$  kernel and last 3-layers having  $3 \times 3$  kernel along with ReLU activation function and Max-pool operations.
- **BiLSTM:** It is used to perform the sequence labeling on the features extracted from CNN module. The BiLSTM produces a 2D array of dimension  $(32, 80)$  as the output. The IAM dataset used for the experiments contains 79 elements or chars, and we need one more character (i.e., a blank character label in case time-step have no character in it). So, there is total 80 elements. For each time step the predicted character is decided based on the highest probability among 80 elements.
- **CTC:** It is used to facilitate the training of the proposed hybrid network. The CTC loss is computed between the output vector of BiLSTM and the original ground truth word. The lengths of input and output text are considered to be less than  $2^5$ .

### III. EXPERIMENTAL RESULTS AND ANALYSIS

To measure the efficacy of the proposed model, we perform the experiments on standard benchmarks. In this section, first we provide the details of used dataset and experimental settings. Finally, we present the results and analysis for handwritten word recognition in compressed domain.

TABLE I  
THE ARCHITECTURE DETAILS OF CRNN MODEL [3].

Type	Description
Input	$W \times 32$ gray-scale image
Conv+Pool	#map 64 kernel $3 \times 3$ , pool $2 \times 2$
Conv+Pool	#map 128 kernel $3 \times 3$ , pool $2 \times 2$
Conv	#map 256 kernel $3 \times 3$
Conv+Pool	#map 256 kernel $3 \times 3$ , pool $1 \times 2$
Conv+BN	#map 512 kernel $3 \times 3$
Conv+Pool+BN	#map 512 kernel $3 \times 3$ , pool $1 \times 2$
Conv	#map 512 kernel $2 \times 2$
Collapse	remove dimension
MDLSTM	256 hidden unit
Project	project into 80 classes
Transcription	–

TABLE II  
THE ARCHITECTURE DETAILS OF THE PROPOSED HWRCNET MODEL.

Type	Description
Input	gray-value line-image $(128 \times 32)$
Conv+Pool	#map 32 kernel $5 \times 5$ , pool $2 \times 2$
Conv+Pool	#map 64 kernel $5 \times 5$ , pool $2 \times 2$
Conv+Pool+BN	#map 128 kernel $3 \times 3$ , pool $1 \times 2$
Conv+pool	#map 128 kernel $3 \times 3$ , pool $1 \times 2$
conv+pool	#map 256 kernel $3 \times 3$ , pool $1 \times 2$
Collapse	remove dimension
Forward LSTM	256 hidden unit
Backward LSTM	256 hidden unit
Project	project into 80 classes
CTC	decode or loss

#### A. Dataset Description

The benchmark IAM Handwriting Dataset<sup>1</sup> [12] is used in this paper for the experiments. The dataset primarily comprises of images of handwritten words in English. The dataset procurement consisted of tedious contribution of 657 people who gave their specimens of handwritten text. The text accumulated to 1539 pages after being scanned. The text pages when segmented amounted to 5685 sentences which were discrete and had labels. Further segmentation broke it into 13353 lines which were discrete and had labels which further provided 115,320 words which were discrete and had labels. For the purpose of breaking words and for their extraction an automatic segmentation method was used and the results were verified manually [12].

<sup>1</sup><https://fki.tic.heia-fr.ch/databases/iam-handwriting-database>



TABLE III  
RESULTS COMPARISON FOR HANDWRITTEN WORD RECOGNITION ON  
NORMAL IMAGES.

Model	Word Error Rate (WER)	Character Error Rate (CER)
CRNN [3]	22.86	11.08
HWRCNet	19.20	9.89

### B. Experimental Settings

The input is a grayscale image pre-processed and resized to the dimension of  $128 \times 32$  as shown in Fig. 7. We use the DCT with  $8 \times 8$  as well as  $4 \times 4$  block sizes for the compression of the images. The 5-layer CNN is used for feature extraction in the shape of 256 dimensional 32 channels which serves as sequential data for BiLSTM. The word prediction is done using BiLSTM. The model is trained using CTC loss. The dataset is divided into training and test sets with 95:5 ratio. The training is done on the compressed images in Tensorflow framework for 50 epochs with batch size of 50 having learning rate of 0.001 using ADAM optimizer with  $\beta_1 = 0.9$ ,  $\beta_2 = 0.999$ , and decay  $\epsilon = 1e^{-08}$ . We use the publicly available HTR code<sup>2</sup> as our base framework.

We use the Character Error Rate (CER) to analyze the performance of the proposed model. The CER is defined as,

$$\text{CER} = \frac{\sum_{i \in \text{samples}} \text{EditDistance}(GT_i, PT_i)}{\sum_{i \in \text{samples}} \#Chars(GT_i)} \quad (8)$$

where GT is ground truth, PT is predicted text, #Chars is the number of characters and EditDistance is a distance measure between two strings. Basically, the EditDistance function takes two strings as input and finds the minimum number of insertions, deletions or changes in one of the string to transform it into the other string, where the cost of each of the aforementioned operations is 1 and the sum of all the costs is used as the EditDistance score. We also use the Word Error Rate (WER), Word Accuracy (WA) and Word Accuracy with Flexibility (WAF) measures to analyze the performance. The WA is the percentage of true word prediction, i.e., the EditDistance between predicted word and original word is zero. The WER is computed as  $100 - \text{WA}$ . The WAF is the percentage of true word prediction with flexibility value two, i.e., the EditDistance between predicted word and original word is less than or equal to two.

### C. Results and Analysis

First, we perform the results comparison of the proposed HWRCNet model with CRNN approach [3] on normal images for handwritten word recognition. Then we analyze the performance of the proposed model in compressed domain.

1) *Results on Normal Images*: We compare the proposed model and results on normal images with state-of-the-art CRNN model [3]. The detailed architecture of the CRNN and the proposed models are summarized in Table I and II, respectively. Both the models are trained on the same IAM dataset. It can be noticed that the proposed model has much

TABLE IV  
RESULTS OF THE PROPOSED HWRCNET MODEL IN COMPRESSED  
DOMAIN.

Model	Image Type	Compression Type	WA	WAF	CER
HWRCNet	Normal	-	80.08	92.8	9.89
HWRCNet	Compressed	$8 \times 8$ DCT	69.63	85.76	14.72
HWRCNet	Compressed	$4 \times 4$ DCT	73.41	89.05	13.37

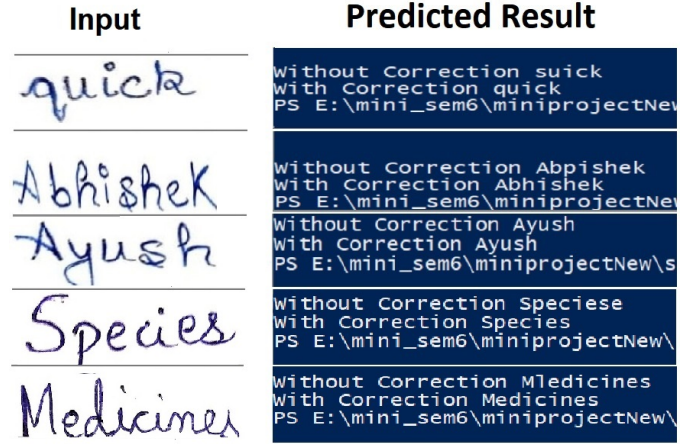


Fig. 8. Few sample of the predicted results using the proposed HWRCNet method.

lower complexity and consisting of BiLSTM (i.e., Forward LSTM and Backward LSTM). The results in terms of the Word Error Rate (WER) and Character Error Rate (CER) are summarized in Table III. It can be observed that the proposed HWRCNet model outperforms the CRNN model in spite of having lower complexity. The main reason for the proposed model to perform better is due to the utilization of BiLSTM module which uses a sequence labeling to help in the detection of a word by using the knowledge from both forward and backward perspectives. Moreover, the usage of CTC loss function also helps to provide a better optimization of the model.

2) *Results on Compressed Images*: The results are also computed in the compressed domain using the proposed HWRCNet model and presented in Table IV. The results are reported in terms of the Word Accuracy (WA), Word Accuracy with Flexibility (WAF) and Character Error Rate (CER). The results are computed under two compression settings, i.e., DCT compression using  $8 \times 8$  and  $4 \times 4$  block sizes. The results using the proposed model without compression are also provided for reference. It can be observed that the performance of the proposed model is promising even in compressed domain also. It is also noticed that the proposed HWRCNet model is better suitable with  $4 \times 4$  block size based DCT compression.

3) *Qualitative Results*: In order to show that the proposed model is robust enough to predict the text in random handwritten images, we perform the handwritten word recognition using our trained HWRCNet model on few images drawn by us. These results are depicted in Fig. 8. Note that in

<sup>2</sup><https://github.com/githubharald/SimpleHTR>

these results without correction refers to actual predicted word and with correction refers to nearest meaningful word in dictionary w.r.t. the actual predicted word using pre-trained python library. It can be seen that the proposed model is able to recognize the handwritten words very accurately.

#### IV. CONCLUSION

In this work, we present a hybrid CNN-BiLSTM HWRC-Net model for handwritten word recognition in compressed domain. The model is directly trained using the images in the DCT compressed domain. The proposed model exploits the feature extraction using CNN and sequence labeling using BiLSTM modules. The complexity of the proposed model is much lower as compared to existing CNN-RNN model. The experiments are conducted on the IAM handwritten text dataset. We observe a very promising performance of the proposed HWRCNet model in terms of the Word Accuracy and Character Error Rate. It is also noticed that the proposed model is best suitable for DCT compression with  $4 \times 4$  block size. We also found that the proposed model outperforms the state-of-the-art CRNN model for handwritten word recognition on normal images.

#### REFERENCES

- [1] R. Plamondon and S. N. Srihari, "Online and off-line handwriting recognition: a comprehensive survey," *IEEE Transactions on pattern analysis and machine intelligence*, vol. 22, no. 1, pp. 63–84, 2000.
- [2] A. Sharma and D. B. Jayagopi, "Towards efficient unconstrained handwriting recognition using dilated temporal convolution network," *Expert Systems with Applications*, vol. 164, p. 114004, 2021.
- [3] K. Dutta, P. Krishnan, M. Mathew, and C. Jawahar, "Improving cnn-rnn hybrid networks for handwriting recognition," in *2018 16th international conference on frontiers in handwriting recognition (ICFHR)*. IEEE, 2018, pp. 80–85.
- [4] G. Kim, V. Govindaraju, and S. N. Srihari, "An architecture for handwritten text recognition systems," *International Journal on Document Analysis and Recognition*, vol. 2, no. 1, pp. 37–44, 1999.
- [5] S. Espana-Boquera, M. J. Castro-Bleda, J. Gorbe-Moya, and F. Zamora-Martinez, "Improving offline handwritten text recognition with hybrid hmm/ann models," *IEEE transactions on pattern analysis and machine intelligence*, vol. 33, no. 4, pp. 767–779, 2010.
- [6] T. M. Breuel, "High performance text recognition using a hybrid convolutional-lstm implementation," in *2017 14th IAPR international conference on document analysis and recognition (ICDAR)*, vol. 1. IEEE, 2017, pp. 11–16.
- [7] H. Scheidl, S. Fiel, and R. Sablatnig, "Word beam search: A connectionist temporal classification decoding algorithm," in *2018 16th International Conference on Frontiers in Handwriting Recognition (ICFHR)*. IEEE, 2018, pp. 253–258.
- [8] R. R. Ingle, Y. Fujii, T. Deselaers, J. Baccash, and A. C. Popat, "A scalable handwritten text recognition system," in *2019 International Conference on Document Analysis and Recognition (ICDAR)*. IEEE, 2019, pp. 17–24.
- [9] D. Edmundson and G. Schaefer, "An overview and evaluation of jpeg compressed domain retrieval techniques," in *Proceedings ELMAR-2012*. IEEE, 2012, pp. 75–78.
- [10] B. Rajesh, P. Jain, M. Javed, and D. Doermann, "Hh-compwordnet: Holistic handwritten word recognition in the compressed domain," in *2021 Data Compression Conference (DCC)*. IEEE, 2021, pp. 362–362.
- [11] H. Scheidl, "Build a handwritten text recognition system using tensorflow," *Medium*, 09-Aug-2020, 2019.
- [12] U.-V. Marti and H. Bunke, "A full english sentence database for off-line handwriting recognition," in *Proceedings of the Fifth International Conference on Document Analysis and Recognition. ICDAR'99 (Cat. No. PR00318)*. IEEE, 1999, pp. 705–708.