

On Optimal Beyond-Planar Graphs ^{*}

Franz J. Brandenburg

University of Passau, 94030 Passau, Germany
brandenb@informatik.uni-passau.de

Abstract. A graph is *beyond-planar* if it can be drawn in the plane with a specific restriction on crossings. Several types of beyond-planar graphs have been investigated, such as *k*-planar if every edge is crossed at most *k* times and RAC if edges can cross only at a right angle in a straight-line drawing. A graph is *optimal* if the number of edges coincides with the density for its type. Optimal graphs are special and are known only for some types of beyond-planar graphs, including 1-planar, 2-planar, and RAC graphs.

For all types of beyond-planar graphs for which optimal graphs are known, we compute the range for optimal graphs, establish combinatorial properties, and show that every graph is a topological minor of an optimal graph. Note that the minor property is well-known for general beyond-planar graphs.

1 Introduction

Graphs are often defined by particular properties of a drawing. The planar graphs, in which edge crossings are excluded, are the most prominent example. Every n -vertex planar graph has at most $3n - 6$ edges. The bound is tight for triangulated planar graphs, which thus are the *optimal* planar graphs. The planar graphs have been characterized by the forbidden minors K_5 and $K_{3,3}$ [30]. The minors cannot be a subdivision of a planar graph [40], that is a *topological minor*, nor obtained by edge contraction [48]. It is well-known that every topological minor is a minor, but not conversely, see [30]. In fact, the complete graph K_5 cannot be a topological minor of any graph of degree at most three.

There has been recent interest in *beyond-planar graphs* [29, 36, 39], which are defined by drawings with specific restrictions on crossings. These graphs are a natural generalization of the planar graphs. Their study in graph theory, graph algorithms, graph drawing, and computational geometry can provide significant insights for the design of effective methods to visualize real-world networks, which are non-planar, in general.

A graph is *k-planar* [42] if it has a drawing in the plane so that each edge is crossed by at most k edges. In particular, it is 1-planar if each edge is crossed at most once [43]. A 1-planar drawing is *IC-planar* (independent crossing) if every vertex is incident to at most one crossed edge [6], and *NIC-planar* (near-independent crossing) if two pairs of crossing edges share at most one vertex [49].

^{*} Supported by the Deutsche Forschungsgemeinschaft (DFG), grant Br835/20-1.

A drawing is *fan-crossing free* [26] if each edge is only crossed by independent edges, i.e., they have distinct vertices, and *fan-crossing* [20] if the crossing edges have a common vertex, i.e., they form a fan. For *1-fan-bundle graphs* [7], edges incident to a vertex are first bundled and a bundle can be crossed at most once by another bundle. An edge can only be bundled at one of its vertices, that is on one side. These properties are topological. They hold for *embeddings*, which are equivalence classes of topologically equivalent drawings. Right angle crossing (RAC) is a geometric property, in which the edges are drawn straight-line and may cross at a right angle [28]. A k -bend RAC drawing is a polyline drawing so that every edge is drawn with at most k bends and there is a right angle at crossings. For more types of beyond-planar graphs, such as quasi-planar [4], 1-gap-planar [10], fan-planar [38], and k -bend RAC graphs [28], we refer to [29]. Particular beyond-planar graphs can be defined by first order logic formulas [14] and in terms of an avoidance of (natural and radial) grids [2].

Beyond-planar graphs have been studied with different intensity and depth. In particular, the *density*, which is an upper bound on the number of edges of n -vertex graphs, the size of the largest complete (bipartite) graph [8], and inclusion relations have been investigated [29, 36]. The linear density is a typical property of beyond-planar graphs, see Table 1. Small complete graphs K_k with $k \leq 11$ distinguish some types, see [8, 21]. Inclusions are canonical, in general, so that a restriction on drawings implies a proper inclusion for the graph classes [29]. In particular, every RAC drawing is both fan-crossing free and quasi-planar. There are mutual incomparabilities, e.g., between RAC, fan-crossing and 2-planar graphs [21]. Also RAC graphs are incomparable with each of 1-planar graphs [32], NIC-planar graphs [9] and k -planar graphs for every fixed k [21]. However, every IC-planar graph is both 1-planar and RAC [22].

The situation is simpler for optimal graphs. A graph is *optimal* if its number of edges meets the established bound on the density of graphs of its type. Hence, the density is tight for values n for which there are optimal n -vertex graphs. The term optimal has been introduced by Bodendiek et al. [12] who have studied optimal 1-planar graphs [13]. At other places *extreme* or *maximally dense* is used.

Optimal graphs are on top of an augmentation of graphs by additional edges, so that the defining property of the graphs is not violated, that is the type is preserved. Augmented graphs can often be handled more easily. A drawing of a graph is (*planar-maximal*) *maximal* if no further (uncrossed) edge can be added without violation [5]. A graph G is *maximal* for some type τ if $G + e$ is not a τ -graph for any edge e that is added to G . Note that there are *densest* and *sparsest* graphs, which are maximal graphs with the maximum and minimum number of edges among all n -vertex graphs in their type [9, 23].

We are aware of optimal graphs for the following types of beyond-planar graphs: 1-planar, 2-planar, IC-planar, NIC-planar, 1-fan-bundle and RAC graphs, see Proposition 1 and Table 1. There are more types of beyond-planar graphs with a density of $4n - 8$ and $5n - 10$, respectively, namely fan-crossing free [26] and grid crossing graphs [14] as well as fan-planar [38], fan-crossing [20], 1-gap

planar [10] and 5-map graphs [18], where 5-map graphs are simultaneously 2-planar and fan-crossing (see also [29] for definitions), so that there are optimal graphs for these types, too.

Optimal graphs are yet unknown for types of beyond-planar graphs with a density above $5n - 10$. The known bounds of $5.5n - 11$ for 3-planar [11] and $6.5n - 20$ for quasi-planar graphs [3] are tight up to a constant. Similarly, there is a constant gap for graphs with geometric thickness two (doubly linear) [37], and for bar-visibility and rectangle visibility graphs [37]. There are larger gaps for k -planar graphs with $k \geq 4$ [1, 42], 2- and 3-bend RAC graphs [28], and graphs avoiding special grids [2, 41].

In general, the recognition of beyond-planar graphs is NP-complete [29]. However, optimal 1-planar [17], optimal 2-planar [34], and optimal NIC-planar graphs [9] can be recognized in linear time and optimal IC-planar graphs in cubic time [16]. The recognition problem for optimal RAC graphs and optimal 1-fan-bundle graphs is open. Since an optimal RAC graph is 1-planar and triangulated, the pairs of crossing edges can be computed in cubic time [19], so that it remains to determine whether or not all pairs of crossing edges can cross at a right angle in a straight-line drawing.

Our contribution: In this paper, we consider optimal graph of the aforementioned types τ of beyond-planar graphs. We study combinatorial properties and compute the range for optimal graphs. We show that every graph has a subdivision that is an optimal τ -graph, whereas there are optimal τ -graphs that contain K_{42} as a minor but not as a topological minor.

The paper is organized as follows: We introduce basic notions on beyond-planar graphs in the next section and recall some properties of such graphs. We study combinatorial properties of optimal graphs in Section 3 and minors in Section 4, and we conclude in Section 5.

2 Preliminaries

We consider graphs that are *simple* both in a graph theoretic and in a topological sense. Thus there are no multi-edges or loops, adjacent edges do not cross, and two edges cross at most once in a drawing. A graph $G = (V, E)$ consists of a set of n vertices and m edges. We assume that it is defined by a drawing $\Gamma(G)$ in the plane. The *planar skeleton* of G (or $\Gamma(G)$) is the subgraph induced by the uncrossed edges.

A crossed quadrangle, *X-quadrangle* for short, is a planar quadrangle with a pair of crossing edges in its interior. There are no other vertices or edges in the interior, as opposed to [23]. At several other places, the term kite has been used. Similarly, an *X-pentagon* consists of a pentagon of five uncrossed edges and only a pentagram of five crossing edges in its interior. These drawings of K_4 and K_5 have been used for optimal 1- and 2-planar graphs [11, 13, 42]. We say that a vertex (edge) *is in a triangle* if it is in the boundary, and in an X-quadrangle if is a part of the X-quadrangle.

We consider beyond-planar graphs of *type* τ , where τ ranges over the set of beyond-planar graphs for which optimal graphs are known: IC-planar, NIC-planar, 1-planar, 2-planar, 1-fan-bundle and right angle crossing (RAC) graphs, as well as fan-crossing free, grid crossing, fan-crossing, fan-planar, 1-gap-planar and 5-map graphs.

For convenience, we do not distinguish between a graph, a drawing or an embedding, and we assume that a graph and its drawing or embedding are always of the same type.

Next we summarize related work on beyond-planar graphs of type τ .

- Proposition 1.** (i) *An n -vertex graph is optimal 1-planar if it has $4n - 8$ edges [13]. A graph G is optimal 1-planar if and only if the planar skeleton is a 3-connected quadrangulation [45], so that G is obtained by inserting a pair of crossing edges in each quadrangle. There are optimal 1-planar graphs if and only if $n = 8$ and $n \geq 10$ [13]. The number of optimal 1-planar graphs is known for $n \leq 36$ [25]. Optimal 1-planar graphs have a unique embedding, except for extended wheel graphs XW_{2k} , $k \geq 3$, which have two embeddings for $k \geq 4$ [44] and eight for $k = 3$ [46]. The embeddings are unique up to graph isomorphism [46]. Optimal 1-planar graphs can be recognized in linear time [17].*
- (ii) *Every optimal fan-crossing free graph is 1-planar [26], and thus optimal 1-planar.*
- (iii) *An n -vertex graph is optimal IC-planar if it has $\frac{13}{4}n - 6$ edges [50]. There are optimal IC-planar graphs if and only if $n = 4k$ and $k \geq 2$ [50]. Optimal IC-planar graphs can be recognized in cubic time [16].*
- (iv) *An n -vertex graph is optimal NIC-planar if it has $\frac{18}{5}(n-2)$ edges [49]. There are optimal NIC-planar graphs if and only if $n=5k+2$ for $k \geq 2$ [9, 27]. Optimal NIC-planar graphs have a unique NIC-planar embedding and can be recognized in linear time [9].*
- (v) *An n -vertex graph is optimal 2-planar if it has $5n - 10$ edges. A graph G is optimal 2-planar if and only if the planar skeleton is a 3-connected pentangulation [11], so that G is obtained by adding a pentagram of crossed edges in each pentagon. Every optimal 2-planar graph is an optimal fan-crossing [15], fan-planar [38], 1-gap planar [10], and 5-map graph [18]. There are optimal 2-planar graphs for every $n \geq 50$ with $n = 2 \pmod 3$ [42]. Optimal 2-planar graphs can be recognized in linear time [34].*
- (vi) *An n -vertex graph is optimal 1-fan-bundle if it has $\frac{13}{3}(n - 2)$ edges [7]. Every optimal 1-fan bundle graph consists of a planar pentangulation, so that four crossing edges are inserted in each pentagon (without creating a multi-edge). There are optimal 1-fan bundle graphs if $n = 2 \pmod 3$ for properly chosen values of n [7].*
- (vii) *An n -vertex graph is optimal RAC if it has $4n - 10$ edges [28]. Every optimal RAC graph is 1-planar [32]. The outer face of a drawing is a triangle. There are optimal RAC graphs if $n = 3k - 5$, $k \geq 2$ [28].*

type	density	range of optimal graphs
1-planar	$4n - 8$ [13]	$n = 8$ and $n \geq 10$ [13]
IC-planar	$\frac{13}{4}n - 6$ [50]	$n = 4k, k \geq 2$ [50]
NIC-planar	$\frac{18}{5}(n - 2)$ [49]	$n = 5k + 2, k \geq 2$ [9, 27]
2-planar	$5n - 10$ [42]	$n = 20$ and $n = 3k + 2, k \geq 8$ (*)
1-fan-bundle	$\frac{18}{5}(n - 2)$ [7]	$n = 3k + 2, k \geq 2$ (*)
RAC	$4n - 10$ [28]	$n \geq 4$ (*)

Table 1. Some types of beyond-planar graphs, their density and optimal graphs. A (*) indicates an extension of the range in this work.

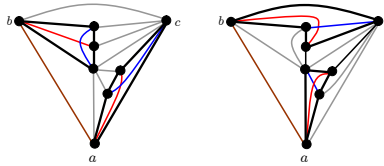


Fig. 1. An IC-planar graph with two IC-planar embeddings (from [16]).

3 Combinatorial Properties

We now improve some results from Proposition 1.

Lemma 1. *An IC-planar drawing of an optimal IC-planar graph consists of triangles and X-quadrangles. Every vertex is in a triangle and in exactly one X-quadrangle. X-quadrangles are vertex disjoint. Every uncrossed edge is in a triangle. There are optimal IC-planar graphs with exponentially many IC-planar embeddings.*

Proof. X-quadrangles are vertex disjoint by IC-planarity. An optimal IC-planar graph has $\frac{n}{4}$ X-quadrangles, so that every vertex is in an X-quadrangle. Also every uncrossed edge must be in some triangle, since X-quadrangles do not share vertices or edges. The graph in Fig. 1 is optimal IC-planar and has two IC-planar embeddings. By taking k copies and a subsequent triangulation for optimality, there is an IC-planar graph which has 2^k many embeddings, where $k = n/8$. \square

Lemma 2. *A NIC-planar drawing of an optimal IC-planar graph consists of triangles and X-quadrangles, so that every edge is in an X-quadrangle and every uncrossed edge is in a triangle.*

Proof. An optimal NIC-planar graph has $\frac{3}{5}(n - 2)$ X-quadrangles and $\frac{18}{5}(n - 2)$ edges. Since two X-quadrangles do not share an edge in a NIC-planar embedding, every edge is in an X-quadrangle and every uncrossed edge is a triangle. Hence, there is an X-quadrangle on one side of each uncrossed edge and a triangle on the other side. Note that the claim can also be obtained from Corollary 4 in [9]. \square

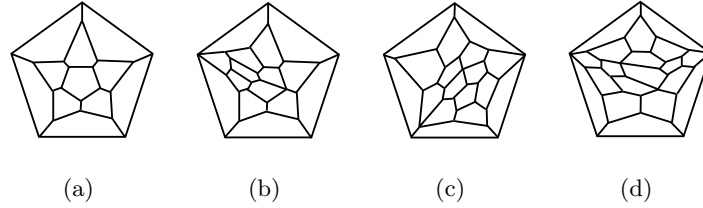


Fig. 2. The smallest pentangulations with 20, 26, 29 and 32 vertices.

The full range for optimal 1-planar, IC-planar and NIC-planar graphs has been discovered before, but only partially for 2-planar, 1-fan-bundle, and RAC graphs, as stated in Proposition 1.

Theorem 1. *There are optimal 2-planar graphs exactly for $n = 20$ and for every $n \geq 26$ if $n = 2 \pmod 3$.*

Proof. There are 5-connected 5-regular planar graphs with n faces for $n = 20$ and for every $n \geq 26$ if $n = 2 \pmod 3$, as shown by Hasheminezhad et al. [35]. The dual is a 3-connected pentangulation, which is turned into an optimal 2-planar if each pentagon is filled by a pentagram, as shown in [11]. The smallest pentangulations are shown in Fig. 2. \square

Note that there is no optimal 1-planar graph with seven or nine vertices and no optimal 2-planar graph with 23 vertices.

Theorem 2. *There are optimal 1-fan-bundle graphs exactly for every $n \geq 8$ if $n = 2 \pmod 3$.*

Proof. Since optimal 1-fan-bundle graphs have $\frac{13}{3}(n-2)$ edges, there are optimal graphs only for $n = 3k + 2$ by integrality. The 5-clique minus one edge has only nine edges, so that it is not optimal 1-fan-bundle. Optimal graphs for $n = 3k + 2$ and $k \geq 2$ can be obtained from a planar pentangulation and the insertion of four edges in each pentagon. A pentangulation may have vertices of degree two, as opposed to the previous case for 2-planar graphs. Then the neighbors of a degree two vertex are connected by an edge in only one of the adjacent faces. The smallest optimal 1-fan-bundle graph is shown in Fig. 4(b). By induction, remove the crossed edges in a pentagon P , add three vertices as Steiner points, partition P into three pentagons, so that there are two vertices of degree two, and insert four crossed edges in each face, so that there is no multi-edge, see Fig. 4(b). So we obtain optimal graphs for every $n = 3k + 2, k \geq 2$. \square

A *primal-dual graph* of a 3-connected planar graph G is obtained by the simultaneous drawing of G and its dual G^* , from which the dual vertex for the outer face has been removed. Every primal edge of G is crossed by the dual edge

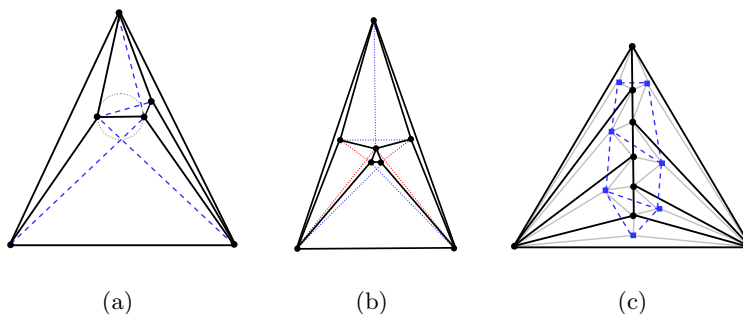


Fig. 3. RAC drawings of optimal RAC graphs with (a) six and (b) eight vertices, and (c) a vertex-face graph.

between the faces on either side. Moreover, every dual vertex for a face of G is adjacent to every primal vertex in the boundary of the face, see Fig. 3(c). A primal-dual graph is 1-planar. Primal-dual graphs (including the outer face) have been used by Ringel [43] in his early study of 1-planar graphs. Brightwell and Scheinerman [24] have shown that primal-dual graphs admit a RAC drawing, see also [31, 33].

Theorem 3. *There are optimal RAC graphs for every $n \geq 4$.*

Proof. Clearly, K_4 and K_5 are optimal RAC graphs. Optimal RAC graphs with six and eight vertices are displayed in Fig. 3. In general, an optimal RAC graph can be constructed from a primal-dual graph, as observed by Didimo et al [28]. In particular, optimal RAC graphs with $n \geq 9$ can be constructed as follows. Add $k \geq 2$ vertices v_1, \dots, v_k in the interior of an outer triangle $\Delta(a, b, c)$ with c on top. Add edges cv_k and $v_i v_{i+1}$ for $i = 1, \dots, k - 1$, so that there is a path. Next add edges so that the so obtained graph is 3-connected and inner faces are triangles or quadrangles. For example, add edges av_1, bv_1 and av_{2i+1} and bv_{2i} for $1 \leq i \lfloor (k+1)/2 \rfloor$, so that there are $k - 1$ quadrangles in an n -vertex graph with $n = k + 3$. Then there are three inner triangles and $n - 4$ quadrangles. The primal-dual graph has $2n - 1$ vertices and $(n - 1) + (n - 4) + 4(n - 3) + 9 = 4n - 12$ edges, and it is 1-planar [43]. One more vertex and four more edges are obtained by the insertion of a diagonal in a quadrangle. The so obtained primal-dual graph is 3-connected and admits a RAC drawing [24], so that there is an optimal RAC graph for every $n \geq 9$. The one for $n = 7$ is obtained in the same way, see [28]. \square

4 Minors

It is well-known that every graph has a subdivision that is 1-planar. In other words, every graph is a topological minor of a 1-planar graph. This fact has

been improved to IC-planar graphs and to upper bounds on the number of subdivisions [21]. In particular, every graph has a 3-subdivision that is RAC [28], a 2-subdivision that is fan-crossing, and a 1-subdivision that is quasi-planar [21]. We consider minors in optimal graphs.

Theorem 4. *For every graph G there is an optimal beyond-planar graph H of type τ , where τ is IC-planar, NIC-planar, 1-planar, 2-planar, 1-fan-bundle and RAC, respectively, such that G is a topological minor of H .*

Proof. Consider a drawing of G and treat it as a planar graph, so that every crossing point of two edges of G is a new vertex of degree four. We construct a host graph H by placing a “gadget” at every crossing point, so that the crossing happens in the gadget. Thereafter, the intermediate graph is augmented for optimality. The gadget is an X-quadrangle if the type is 1-planar, IC-planar, NIC-planar, and RAC, respectively, and an X-pentagon or the dodecahedron graph with crossing edges in each inner face for 2-planar and 1-fan-bundle graphs.

First, for IC-planar graphs, we create an X-quadrangle for every vertex v of G so that v is one vertex of the X-quadrangle, and, as aforesaid, an X-quadrangle at every crossing. Every edge of G is partitioned into segments, which are uncrossed pieces in the drawing. These segments are inherited by H , so that a segment connects vertices in two X-quadrangles. There are no further vertices in H , so that every vertex is in an X-quadrangle. Two X-quadrangles are vertex disjoint, which guaranties IC-planarity. By Lemma 1, optimality is obtained by a triangulation. Clearly, for every edge of G there is a path in H , so that two such paths are vertex disjoint.

Similarly, for NIC-planar graphs, we replace each crossing by an X-quadrangle, so that the X-quadrangles for two consecutive crossings along an edge share a vertex. In other words, segments are contracted. The first (last) segment of an edge incident to a vertex of G is replaced by an X-configuration with the segment as a diagonal. Thereby, every edge of G is subdivided, so that two paths for edges of G are vertex disjoint in H . It remains to construct an optimal NIC-planar graph by filling the remaining faces. In addition, we wish to keep the degree low. So far, the boundary of each face consists of edges from X-quadrangles. If there is a triangle, we are done. The gadget from Fig. 4(a) is inserted in a quadrangle. Larger faces are partitioned using X-quadrangles and triangles and the gadget for quadrangles, so that each edge of H is in an X-quadrangle and in a triangle. Then H is an optimal NIC-planar graph by Lemma 2.

For 1-planarity, the size of the faces of the drawing of G is even if the crossing points are replaced by X-quadrangles and the first (last) segment between a vertex and a crossing point is subdivided. Then the faces can be partitioned into quadrangles, which are augmented to X-quadrangles, see [47]. The planar skeleton is 3-connected [5], so that H is optimal 1-planar.

For 2-planarity, the drawing of G must be transformed into a 3-connected pentangulation. Therefore, we first replace every crossing point by the dodecahedron graph, so that the segment of an edge between two crossing points is attached to two outer vertices on opposite sides of the outer pentagon, or two

vertices of adjacent pentagons coincide, as before in the NIC-planar case. If every inner pentagram is filled by a pentagram, then two crossing edges can be routed internally, so that their subdivisions are vertex disjoint. Hence, there is a subdivision of G . Towards optimality, large faces of size at least six are partitioned into pentagrams, triangles and quadrangles, so that there are no vertices of degree two and the intermediate graph is 3-connected. If there is a quadrangle, then insert the dodecahedron graph in its interior and partition the region in between into three more pentagons. Similarly, the region between a triangle and an inserted dodecahedron graph is partitioned into two pentagons and a quadrangle, which is partitioned into pentagons as described before. Finally, all pentagons are filled by pentagrams, so that there are only X-pentagons. This does not create a multi-edge, since every vertex of the planar skeleton has degree at least three, and there is no separation pair, so that the pentangulation is 3-connected. Hence, there is an optimal 2-planar graph that contains a subdivision of G as a subgraph.

For 1-fan-bundle graphs, we proceed as before, but finally fill the pentagrams by four edges, so that an edge crossing in G is transferred to an edge crossing inside a pentagon.

For RAC graphs, suppose that G is drawn with straight-line segments. Treat the drawing as a planar graph and triangulate it. Then subdivide each edge, place a new vertex in each face (except for the outer face) and connect the inserted vertex with the six vertices in the boundary of the face, so that there is a re-triangulation. Now construct the primal-dual graph H , which is 1-planar graph and an optimal RAC graph, since it admits a RAC drawing as shown by Brightwell and Scheinerman [24]. It remains to consider paths for edges of G . Every edge of G has a subdivision in H which uses the segments from the drawing. Then two paths meet in the crossing point for their edges. This collision is circumvented using a bypass. Suppose that edges e, f and g cross each other so that there is a triangle in the drawing of G with crossing points u, v and w , see Fig. 4(c). All other cases are similar. Then e can bypass u and pass through w , f can pass through u and bypass v , and h can bypass w and pass through v . For edge e , the bypath begins at the subdivision point just before u , it goes through the (vertices for the) faces next to u , and ends at the subdivision point on e after u . Thereby it crosses the path for edge g . Hence, there are vertex disjoint paths in the vertex face graph H for the edges of G , so that a subdivision of G is a subgraph of H , that is G is a topological minor of H . \square

Corollary 1. *Every graph is a topological minor of an optimal graph for each of the following types: fan-crossing free, grid-crossing, fan-crossing, fan-planar, 1-gap-planar, 4-map, 5-map.*

Proof. We can use the constructions for 1-planar and 2-planar graphs from (the proof of) Theorem 5, since optimal fan-crossing free (grid crossing) graphs are optimal 1-planar [26], and every 4-map graph is a 3-connected triangulated 1-planar graph. Similarly, the crossed dodecahedron graph is a 5-map graph [18]

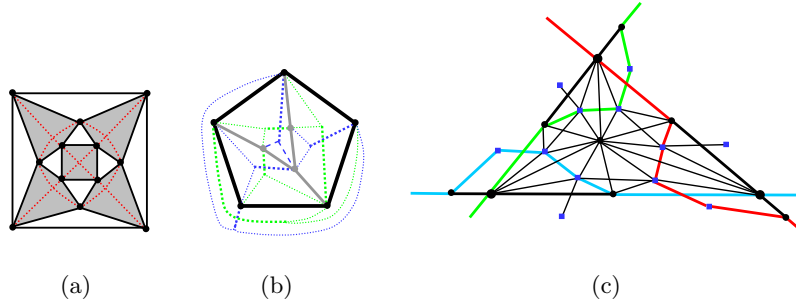


Fig. 4. Illustration to the proof of Theorem 4. (a) A NIC-planar graph in a quadrangle. (b) The smallest optimal 1-fan-bundle graph with three Steiner points (gray in the electronic version) for a pentangulation of a pentagon. (c) A bypass for three pairwise crossing edges using a primal-dual graph and auxiliary vertices. In an electronic version, the edges (paths) are colored red, blue and green.

and simultaneously 2-planar and fan-crossing, so that the construction for 2-planar graphs can be used for all types of graphs with a density of $5n - 10$. \square

Finally, we distinguish topological minors from minors in optimal beyond-planar graphs. Similar to the case of K_5 and graphs of degree at most three, we wish to keep the degree of graphs low if they contain a (large) clique as a minor. The degree is determined by the gadgets for edge crossings and the filling of faces towards optimality. The degree of the minor can be decreased to three.

A *3-regularization* transforms a graph into a graph of degree three by a local operation on vertices. Examples are the *node-to-circle expansion*, which expands every vertex of degree d into a circle of d vertices of degree three [21], or the expansion into a binary tree with d leaves. Each vertex on the circle (leaf) inherits one incident edge. 3-regularization preserves minors, so that G is a minor of a 3-regularization $\eta(H)$ if G is a minor of H . However, 3-regularization does not preserve topological minors, since the obtained graphs have degree at most three, and therefore exclude any graph with a vertex of degree at least four as a topological minor. In consequence, K_5 is not a topological minor of any 3-regularization.

Theorem 5. *For every type τ of beyond-planar graphs as above, there is a constant d_τ and an optimal τ -graph H so that the complete graph K_k with $k = d_\tau$ is a minor but not a topological minor of H . In the above cases, we have $d_\tau \leq 42$.*

Proof. For every type τ , there is an optimal τ -graph H so that the 3-regularization of K_d is a (topological) minor of H by Theorem 4. Recall the construction of H from the proof of Theorem 4 and try to keep the degree low.

For IC-planar graphs, there is a triangulation of faces that increases the degree of each vertex by at most two, and there are at most two faces for each

vertex, since there are gadgets for the crossing points. Hence, H has degree at most eight, so that there are optimal IC-planar graphs that contain $\eta(K_{10})$ as a minor, but not as a topological minor.

Similarly, the degree of H can be kept as low as 24 for NIC-planar graphs, and 14 for 1-planar graphs, since X-quadrangles and gadgets are used for a partition of large faces.

For RAC graphs, we first subdivide each edge of the planar graph from the drawing and create triangles with two subdivision points and a vertex or a crossing point from the drawing, so that each crossing point is surrounded by four triangles. Then we triangulate the remaining faces, so that the degree of each subdivision point is increased at most by two from the face on either side. The intermediate graph is a triangulated planar graph of degree at most ten. In the next step we use a primal-dual graph for each triangle, so that graph H has degree at most 40.

For 2-planar and 1-fan-bundle graphs, there is a pentagon around each vertex and each crossing point in the drawing of G . Faces can be filled, so that at most most four dodecahedron graphs meet in a point. Thereby, graph H has degree at most 12.

In any case, graph H does contain a topological minor of degree at least $d+1$, so that K_{d+2} is a minor but not a topological minor of H . \square

5 Conclusion

In this work, we study optimal graphs for some important types of beyond-planar graphs. We compute the range for such graphs and show that optimal graphs contain any graph as a (topological) minor.

Our results can be extended to 3-planar and 1-bend RAC graphs if such optimal graphs have $5.5n - 15$ edges and consist of hexagons with all but one diagonal from K_6 in the interior. However, new techniques are needed for graphs with a density beyond $6n$, since there is no longer a partition into a planar skeleton and edges crossing in the interior of small faces.

Open problems include the characterization of optimal fan-crossing and optimal 1-gap planar graphs, and the recognition problem for optimal RAC graphs.

6 Acknowledgements

I wish to thank David Eppstein for drawing my attention to circle packing and meshes, Gunnar Brinkmann for a reference to [35] and providing the pentangulation with 26 vertices, and Brendan KcKay for providing the (dual of the) pentangulation with 29 vertices.

References

1. E. Ackerman. On topological graphs with at most four crossings per edge. *Comput. Geom.*, 85, 2019.

2. E. Ackerman, J. Fox, J. Pach, and A. Suk. On grids in topological graphs. *Comput. Geom.*, 47(7):710–723, 2014.
3. E. Ackerman and G. Tardos. On the maximum number of edges in quasi-planar graphs. *J. Comb. Theory, Ser. A*, 114(3):563–571, 2007.
4. P. K. Agarwal, B. Aronov, J. Pach, R. Pollack, and M. Sharir. Quasi-planar graphs have a linear number of edges. *Combinatorica*, 17(1):1–9, 1997.
5. M. J. Alam, F. J. Brandenburg, and S. G. Kobourov. Straight-line drawings of 3-connected 1-planar graphs. In S. Wismath and A. Wolff, editors, *Proc. GD 2013*, volume 8242 of *LNCS*, pages 83–94. Springer, 2013.
6. M. Albertson. Chromatic number, independence ratio, and crossing number. *Ars Math. Contemp.*, 1(1):1–6, 2008.
7. P. Angelini, M. A. Bekos, M. Kaufmann, P. Kindermann, and T. Schneck. 1-fan-bundle-planar drawings of graphs. *Theor. Comput. Sci.*, 723:23–50, 2018.
8. P. Angelini, M. A. Bekos, M. Kaufmann, and T. Schneck. Efficient generation of different topological representations of graphs beyond-planarity. In D. Archambault and C. D. Tóth, editors, *Proc. GD 2019*, volume 11904 of *Lecture Notes in Computer Science*, pages 253–267. Springer, 2019.
9. C. Bachmaier, F. J. Brandenburg, K. Hanauer, D. Neuwirth, and J. Reislhuber. NIC-planar graphs. *Discrete Appl. Math.*, 232:23–40, 2017.
10. S. W. Bae, J. Baffier, J. Chun, P. Eades, K. Eickmeyer, L. Grilli, S. Hong, M. Korman, F. Montecchiani, I. Rutter, and C. D. Tóth. Gap-planar graphs. *Theor. Comput. Sci.*, 745:36–52, 2018.
11. M. A. Bekos, M. Kaufmann, and C. N. Raftopoulou. On optimal 2- and 3-planar graphs. In B. Aronov and M. J. Katz, editors, *SoCG 2017*, volume 77 of *LIPICs*, pages 16:1–16:16. Schloss Dagstuhl - Leibniz-Zentrum für Informatik, 2017.
12. R. Bodendiek, H. Schumacher, and K. Wagner. Bemerkungen zu einem Sechsfarbenproblem von G. Ringel. *Abh. aus dem Math. Seminar der Univ. Hamburg*, 53:41–52, 1983.
13. R. Bodendiek, H. Schumacher, and K. Wagner. Über 1-optimale Graphen. *Mathematische Nachrichten*, 117:323–339, 1984.
14. F. J. Brandenburg. A first order logic definition of beyond-planar graphs. *J. Graph Algorithms Appl.*, 22(1):51–66, 2018.
15. F. J. Brandenburg. On fan-crossing and fan-crossing free graphs. *Inf. Process. Lett.*, 138:67–71, 2018.
16. F. J. Brandenburg. Recognizing IC-planar and NIC-planar graphs. *J. Graph Algorithms Appl.*, 22(2):239–271, 2018.
17. F. J. Brandenburg. Recognizing optimal 1-planar graphs in linear time. *Algorithmica*, 80(1):1–28, 2018.
18. F. J. Brandenburg. Characterizing 5-map graphs by 2-fan-crossing graphs. *Discret. Appl. Math.*, 268:10–20, 2019.
19. F. J. Brandenburg. Characterizing and recognizing 4-map graphs. *Algorithmica*, 81(5):1818–1843, 2019.
20. F. J. Brandenburg. On fan-crossing graphs. *Theor. Comput. Sci.*, 841:39–49, 2020.
21. F. J. Brandenburg. Fan-crossing free graphs and their relationship to other classes of beyond-planar graphs. *Theor. Comput. Sci.*, 867:85–100, 2021.
22. F. J. Brandenburg, W. Didimo, W. S. Evans, P. Kindermann, G. Liotta, and F. Montecchianti. Recognizing and drawing IC-planar graphs. *Theor. Comput. Sci.*, 636:1–16, 2016.
23. F. J. Brandenburg, D. Eppstein, A. Gleißner, M. T. Goodrich, K. Hanauer, and J. Reislhuber. On the density of maximal 1-planar graphs. In M. van Kreveld

- and B. Speckmann, editors, *Proc. GD 2012*, volume 7704 of *LNCS*, pages 327–338. Springer, 2013.
24. G. R. Brightwell and E. R. Scheinerman. Representations of planar graphs. *SIAM J. Discret. Math.*, 6(2):214–229, 1993.
 25. G. Brinkmann, S. Greenberg, C. Greenhill, B. D. McKay, R. Thomas, and P. Wolan. Generation of simple quadrangulations of the sphere. *Discrete Math.*, 305:33–54, 2005.
 26. O. Cheong, S. Har-Peled, H. Kim, and H. Kim. On the number of edges of fan-crossing free graphs. *Algorithmica*, 73(4):673–695, 2015.
 27. J. Czap and P. Śugarek. Three classes of 1-planar graphs. Technical Report arXiv:1404.1222 [math.CO], Computing Research Repository (CoRR), 2014.
 28. W. Didimo, P. Eades, and G. Liotta. Drawing graphs with right angle crossings. *Theor. Comput. Sci.*, 412(39):5156–5166, 2011.
 29. W. Didimo, G. Liotta, and F. Montecchiani. A survey on graph drawing beyond planarity. *ACM Comput. Surv.*, 52(1):4:1–4:37, 2019.
 30. R. Diestel. *Graph Theory (5th Edition)*. Springer, 2017.
 31. S. Dong, Y. T. Lee, and K. Quanrud. Computing circle packing representations of planar graphs. In S. Chawla, editor, *Proceedings SODA*, pages 2860–2875. SIAM, 2020.
 32. P. Eades and G. Liotta. Right angle crossing graphs and 1-planarity. *Discrete Applied Mathematics*, 161(7-8):961–969, 2013.
 33. S. Felsner and G. Rote. On primal-dual circle representations. In J. T. Fineman and M. Mitzenmacher, editors, *Symposium on Simplicity in Algorithms, SOSA*, volume 69 of *OASICS*, pages 8:1–8:18. Schloss Dagstuhl - Leibniz-Zentrum für Informatik, 2019.
 34. H. Förster, M. Kaufmann, and C. N. Raftopoulou. Recognizing and embedding simple optimal 2-planar graphs. *CoRR*, abs/2108.00665, 2021.
 35. M. Hasheminezhad, B. D. McKay, and T. Reeves. Recursive generation of simple planar 5-regular graphs and pentangulations. *J. Graph Algorithms Appl.*, 15(3):417–436, 2011.
 36. S. Hong and T. Tokuyama, editors. *Beyond Planar Graphs, Communications of NII Shonan Meetings*. Springer, 2020.
 37. J. P. Hutchinson, T. Shermer, and A. Vince. On representations of some thickness-two graphs. *Computational Geometry*, 13:161–171, 1999.
 38. M. Kaufmann and T. Ueckerdt. The density of fan-planar graphs. Technical Report arXiv:1403.6184 [cs.DM], Computing Research Repository (CoRR), March 2014.
 39. S. G. Kobourov, G. Liotta, and F. Montecchiani. An annotated bibliography on 1-planarity. *Computer Science Review*, 25:49–67, 2017.
 40. K. Kuratowski. Sur le problème des courbes gauches en topologie. *Fund. Math.*, 15:271–283, 1930.
 41. J. Pach, R. Pinchasi, M. Sharir, and G. Tóth. Topological graphs with no large grids. *Graphs and Combinatorics*, 21(3):355–364, 2005.
 42. J. Pach and G. Tóth. Graphs drawn with a few crossings per edge. *Combinatorica*, 17:427–439, 1997.
 43. G. Ringel. Ein Sechsfarbenproblem auf der Kugel. *Abh. aus dem Math. Seminar der Univ. Hamburg*, 29:107–117, 1965.
 44. H. Schumacher. Zur Struktur 1-planarer Graphen. *Mathematische Nachrichten*, 125:291–300, 1986.
 45. Y. Suzuki. Optimal 1-planar graphs which triangulate other surfaces. *Discrete Math.*, 310(1):6–11, 2010.

46. Y. Suzuki. Re-embeddings of maximum 1-planar graphs. *SIAM J. Discr. Math.*, 24(4):1527–1540, 2010.
47. Y. Suzuki. K_7 -minors in optimal 1-planar graphs. *Discret. Math.*, 340(6):1227–1234, 2017.
48. K. Wagner. Über eine Eigenschaft der ebenen Komplexe. *Math. Ann.*, 114:570–590, 1937.
49. X. Zhang. Drawing complete multipartite graphs on the plane with restrictions on crossings. *Acta Math. Sinica, English Series*, 30(12):2045–2053, 2014.
50. X. Zhang and G. Liu. The structure of plane graphs with independent crossings and its application to coloring problems. *Central Europ. J. Math*, 11(2):308–321, 2013.