Data-Driven Safe Gain-Scheduling Control

Amir Modares*, *Student Member, IEEE,* Nasser Sadati, *Senior Member, IEEE,*
and Hamidreza Modares, *Senior Member, IEEE*

arXiv:2201.00707v2 [eess.SY] 24 Feb 2022

***Abstract*—Data-based safe gain-scheduling controllers are presented for discrete-time linear parameter-varying systems (LPV) with polytopic models. First, λ-contractivity conditions are provided under which safety and stability of the LPV systems are unified through Minkowski functions of the safe sets. Then, to bypass the requirement to identify the system dynamics, a data-based representation of the closed-loop LPV system is provided to directly exploit collected data and construct a safe controller. It is shown that weaker data richness requirements are needed to directly learn a closed-loop safe control policy than to identify the LPV system. The closed-loop data-based representation is leveraged to directly design data-driven gain-scheduling controllers that guarantee λ-contractiveness, and, thus, invariance of the safe sets. It is also shown that the problem of designing a data-driven gain-scheduling controller for a polyhedral (ellipsoidal) safe set amounts to a linear program (a semi-definite program). A simulation example is provided to show the effectiveness of the presented approach.**

***Index Terms*—Gain-scheduling control, safe control, set-theoretic methods, data-driven control, invariant sets.**

I. Introduction

SATISFACTION of safety constraints is a fundamental requirement for control systems that must be deployed on safety-critical systems, such as autonomous vehicles and robots. Design of safe controllers using barrier certificates [1]–[9] and reachability analysis [10]–[14] has been widely and successfully considered. These methods, however, mostly rely on a high-fidelity model of the system under control. To account for model uncertainties, robust safe control methods [15], [16] design a controller for the worst-case uncertainty realization. Worst-case-based control design, nevertheless, can result in overly-conservative control solutions and even infeasibility. On the other hand, adaptive safe control methods [17], [18] are designed to compensate for uncertainties and avoid conservatism. These methods, however, are based on the availability of an adaptive control Barrier function (aCBF), which is challenging to find for nonlinear systems. Safe reinforcement learning (RL) algorithms have also been presented in [21]–[27] to learn constrained optimal control solutions for systems with uncertain dynamics. Nevertheless, a model-based safety certifier is used in safe RL methods to intervene with the RL actions whenever they are not safe.

Performance and conservativeness of barrier-based safety certifiers and controllers highly depend on the accuracy of the identified system model. However, as shown in [28], [29], conditions imposed on the data richness for identifying a linear system model are generally more restrictive than conditions imposed on data richness for directly learning a controller that satisfies a system property (e.g., stability). Therefore, to avoid data-hungry learning developments, it is desired to directly design safe controllers using measured data along the system trajectories. Moreover, in barrier-based safety certifiers or controllers, if stability is also of a concern, a control Lyapunov function (CLF) based constraint is also imposed besides a control barrier function. When there is a conflict between safety and stability, however, the CLF is relaxed, which can result in the convergence of the closed-loop trajectories to an undesired equilibrium point on the boundary of the unsafe set [30]. To avoid this conflict, the concept of contractive sets [31] can be leveraged for linear systems with convex safe sets to unify the safe and stable control design. This idea is leveraged in [19] to directly design data-driven safe controllers for linear time-invariant systems. Data-based safe control design is also considered in [20] using only measured data collected from open-loop system trajectories. Existing results for direct data-driven safe control design are limited to linear time-invariant systems and impose restrictive requirements on data richness.

Designing data-driven safe and stable controllers for general nonlinear systems with general safety constraints is a daunting challenge. However, many nonlinear systems such as aerospace systems [32], [33] and a variety of robotic systems [34], [35] can be expressed by linear-parameter varying (LPV) systems with a set of gain-scheduling parameters that are not known in advance, but can be measured or estimated during operation of the system. Safe and stable gain-scheduling control strategies can then be unified for LPV systems under convex and compact constraint sets [31].

This paper presents data-based safe gain-scheduling controllers for LPV systems with both ellipsoidal and polytopic safe sets. Our approach is inspired by [19], which is presented for linear time-invariant systems with ploytopic safe sets, and extends its results to nonlinear LPV systems with both closed and convex polyhedral and ellipsoidal safe sets. Moreover, is is shown that the data requirement conditions for directly learning a safe controller are actually weaker than the standard persistence of excitation condition considered in [19].

To design direct data-driven safe gain-scheduling controllers, first, λ-contractivity conditions are provided for LPV systems with known dynamics under which the safety and stability of the LPV systems are guaranteed for both ellipsoidal and polyhedral safe sets through their related Minkowski functions. Then, to obviate the requirement of knowing the system dynamics, a data-based representation of the closed-loop system is provided, making evident how this parametrization is naturally related to the λ-contractive sets. The set invariance and stability of the LPV systems are then guaranteed through Minkowski functions of λ-contractive sets. It is shown that the

A. Modares and N. Sadati are with the Department of Electrical Engineering, Sharif University of Technology, Tehran, Iran. H Modares is with the Department of Mechanical Engineering, Michigan State University, East Lansing, MI, 48863, USA (e-mails: amir.modares.81@gmail.com, sadati@sharif.edu, modaresh@msu.edu).

problem of designing controllers to enforce a given polyhedral set and an ellipsoidal set to be λ-contractive in the presented data-based framework amounts to a linear program and a semi-definite program, respectively. A motivation example is provided to show that while a safe controller can be learned using available data measurements, the data is not rich enough to identify the LPV model. A simulation example is also provided to show the effectiveness of the presented approach.

Notations: Throughout the paper $\otimes$ denotes the Kronecker product and $\odot$ denotes the Khatri–Roa product, which is a column-wise Kronecker product of two matrices that have an equal number of columns. I denotes the identity matrix with appropriate dimension, $\mathbf{0}_n$ denotes the $n \times n$ zero matrix and $\bar{1}$ denotes the vector of all ones of appropriate dimension. If A and B are matrices (or vectors) of the same dimensions, then $A(\leq,\geq)B$ implies a componentwise inequality, i.e., $A_{ij}(\leq,\geq)B_{ij}$ for all i and j, where A_{ij} is the element of the i-th and j-th column of A. In the space of symmetric matrice, $Q \preceq 0$ denotes that Q is negative semi definite. Moreover, $A^{\dagger}$ is the right inverse of the matrix A. Given a polyhedron A, vert (A) denotes the set of its vertices. Given a set $\mathscr{S}$ and a scalar $\mu \geq 0$, the set $\mu\mathscr{S}$ is defined as $\mu\mathscr{S} := \{\mu x : x \in \mathscr{S}\}$.

Definition 1. [31] A convex and compact set that includes the origin as its interior point is called a C-set.

Definition 2. The set $\varepsilon(P,1)$ is an ellipsoidal C-set and is represented by

$$\varepsilon(P,1) = \{x \in R^n : \sqrt{x^T P x} \leq 1\}, \tag{1}$$

where P is a positive definite matrix.

Definition 3. A polyhedral C-set $\mathscr{S}(F,\bar{1})$ is represented by

$$\mathscr{S}(F,\bar{1}) = \{x \in R^n : Fx \leq \bar{1}\} = \{x \in R^n : F^i x \leq 1, i = 1,...,q\}, \tag{2}$$

where $F \in R^{q\times n}$ is a matrix with rows $F^i, i = 1,...,q$.

II. Problem Formulation

This section formulates problems of safe control design for polytopic LPV systems with both polyhedral and ellipsoidal safe sets.

Consider the discrete polytopic LPV system given by [36], [37]

$$x(t+1) = A(w(t))x(t) + Bu(t), \tag{3}$$

where $x(t) \in X$ is the system's state and $u(t) \in \mathscr{U}$ is the control input with X and $\mathscr{U}$ as constrained sets (e.g., ellipsoidal or polyhedral) containing the origin in their interiors. Moreover, $B \in R^{n\times m}$ is the input dynamic and is assumed fixed; the parameter-varying matrix $A(w(t))$ is known to lie in the following polytope:

$$A(w(t)) = \sum_{i=1}^{s} A_i w_i(t), \tag{4}$$

where $A_i \in R^{n\times n}$, $i = 1,...,s$ are vertices of the polytope and $w \in \Omega$ is a scheduling parameter vector. While the scheduling parameter can be measured online (e.g., velocity of an aircraft), its future values are not known and are supposed to belong to the following polytope.

$$\Omega = \{w \in R^s, w_i \geq 0, \sum_{i=1}^{s} w_i = 1\}. \tag{5}$$

The gain-scheduling controller is typically considered as $u(t) = K(w)x(t)$, where

$$K(w) = \sum_{i=1}^{s} K_i w_i. \tag{6}$$

Assumption 1. The number of operating modes, i.e., s, is known. This can be prior knowledge or the knowledge obtained through clustering of the data samples collected from the system's trajectories, as performed in [38].

Problem 1. Given a polyhedral C-set $\mathscr{S}(F,\bar{1})$, find the gain-scheduling controller $u(t) = K(w)x(t)$, with $K(w)$ defined in (6), such that it guarantees the following:

1) The set $\mathscr{S}(F,\bar{1})$ remains invariant.
2) The origin is asymptotically stable.

Problem 2. Given an ellipsoidal C-set $\varepsilon(P,1)$, find the gain-scheduling controller $u(t) = K(w)x(t)$, with $K(w)$ defined in (6), such that it guarantees the following:

1) The set $\varepsilon(P,1)$ remains invariant.
2) The origin is asymptotically stable.

In Problems 1 and 2, the first property guarantees system safety and the second property guarantees its stability. In this paper, gain-scheduling controllers are designed to solve Problems 1 and 2 based on only the trajectories of data measurements collected from system's inputs, states and scheduling parameters.

Remark 1. For both polyhedral and ellipsoidal C-sets, the safety and stability properties of LPV systems can be embedded in the notion of λ-contractivity, defined next. This will significantly simplify designing controllers that are both safe and stable and can avoid converging to an undesired equilibrium solution of the closed-loop system that can arise due to the conflict between safety and stability in barrier-certificate based approaches [30].

Definition 4: (Minkowski function) Given a C–set $\mathscr{S}$, its Minkowski function is

$$\Psi_{\mathscr{S}}(x) = \inf\{\alpha \geq 0 : x \in \alpha\mathscr{S}\}. \tag{7}$$

Definition 5: (Contractive set) The C-set $\mathscr{S}$ is λ-contractive for some $\lambda \in [0,1)$ for the system $x(t+1) = f(x(t),t)$ if and only if $x(0) \in \mathscr{S}$ implies that $x(t) \in \lambda\,\mathscr{S}\ \forall t$. Moreover, for a λ-contractive set, the following condition holds:

$$\Psi_{\mathscr{S}}(f(x,t)) \leq \lambda,\ \forall x \in \mathscr{S}, \tag{8}$$

where $\Psi_{\mathscr{S}}(x)$ is the Minkowski function of $\mathscr{S}$.

The following results show that the Minkowski function is actually a (local/global) shared control Lyapunov function that guarantees both stability and safety of the LPV systems with (constrained/unconstrained) inputs.

Theorem 1. [31] Let $u \in R^m$ be unbounded and the C–set $\mathscr{S}$ (e.g., polyhedral or ellipsoidal) be λ-contractive for the closed-loop system (3). Then, the system is both safe and stable. Moreover, let $\Psi_{\mathscr{S}}(x)$ be the Minkowski function for the set $\mathscr{S}$. Then, $\Psi_{\mathscr{S}}(x)$ is a global control Lyapunov function.

Corollary 1. [31] Let $u \in \mathscr{U}$ be bounded and the C–set $\mathscr{S}$(e.g. polyhedral or ellipsoidal) be λ-contractive for the closed-loop system (3). Then, the system is both safe and stable. Moreover, let $\Psi_{\mathscr{S}}(x)$ be the Minkowski function for the C–set $\mathscr{S}$. Then, $\Psi_{\mathscr{S}}(x)$ is a control Lyapunov function inside the set $\mathscr{S}$.

III. Model-Based Controller Design for Solving Problems 1 and 2

It was shown in Theorem 1 that to solve Problem 1, it is sufficient to design a controller that guarantees that the set $\mathscr{S}(F,\bar{1})$ is λ-contractive. The next results provide conditions under which the λ-contractiveness is guaranteed for both Polyhedral C-sets and ellipsoidal C-sets.

Before proceeding, the following notations are defined and used throughout the paper for the system (3), (4).

$$\begin{aligned} K_{1,s} &= [K_1, K_2, ..., K_s], \\ A_{1,s} &= [A_1, A_2, ..., A_s], \end{aligned} \tag{9}$$

where $K_i \in R^{m\times n}$. This gives

$$A_{1,s} + BK_{1,s} = [A_1 + BK_1, ..., A_s + BK_s]. \tag{10}$$

A. Model-Based Solving of Problem 1 for Polyhedral Sets

We present the next result on λ-contractivity for polytopic models under polyhedral C-set constraints on their states.

Theorem 2. Consider the LPV system (3) with s vertices and a polyhedral C-set $\mathscr{S}(F,\bar{1})$ of the form (2). Let $u(t) = K(w)x(t)$ with $K(w)$ defined in (6). Then, the C-set $\mathscr{S}(F,\bar{1})$ is λ-contractive for closed-loop system (3) if and only if there exists a non-negative matrix $P_{1,s} = \left[P^1, P^2, ..., P^s\right]$ such that

$$\begin{aligned} &P_{1,s}(\delta_j \otimes \bar{1}) \leq \lambda\,\bar{1},\ j = 1, ..., s \\ &P_{1,s}(I \otimes F) = F(A_{1,s} + BK_{1,s}), \end{aligned} \tag{11}$$

where $K_{1,s}$ and $A_{1,s} + BK_{1,s}$ are defined in (9) and (10), respectively, and $\delta_j \in R^s$ is a vector with all elements zero except its *j-th* element, which is one.

Proof. The closed-loop polytopic LPV system (3) is λ-contractive if and only if it is λ-contractive in its s vertices. Therefore, the closed-loop polytopic LPV system (3) with $u(t) = K(w)x(t)$ is λ-contractive if and only if there exist s non-negative matrices $P^i \geq 0$ and K_i satisfying [31]

$$P^i F = F(A_i + BK_i),\ P^i\bar{1} \leq \lambda\,\bar{1},\ i = 1, ..., s. \tag{12}$$

Compounding the above inequalities and equalities, respectively, yields

$$\begin{aligned} &\left[P^1, P^2, ..., P^s\right](\delta_j \otimes \bar{1}) \leq \lambda\,\bar{1},\ j = 1, ..., s \\ &\left[P^1, P^2, ..., P^s\right]\left[\ I \otimes F\ \right] = F\left[A_1 + BK_1, ..., A_s + BK_s\right], \end{aligned} \tag{13}$$

which yields (11) all together using $A_{1,s} + BK_{1,s}$ in (10). This completes the proof. □

B. Model-Based Solving of Problem 2 for Ellipsoidal Sets

We present the next result on λ-contractivity for polytopic models under ellipsoidal constraints.

Theorem 3. Consider the LPV system (3) and an ellipsoidal C-set $\varepsilon(P,1)$ of the form (1). Let $u(t) = K(w)x(t)$ with $K(w)$ defined in (6). Then, the C-set $\varepsilon(P,1)$ is λ-contractive for closed-loop system (3) if and only if

$$D_i^T(A_{1,s} + BK_{1,s})^T P(A_{1,s} + BK_{1,s})D_i - \lambda^2 P \preceq 0,\ i = 1, ..., s, \tag{14}$$

where $D_i \in R^{(n\times s)\times n}, i = 1, ..., s$ and

$$\begin{aligned} D_1{}^T &= \left[\underbrace{I_n}_{\text{1-st n×n matrix}}, \mathbf{0}_n, \ldots, \mathbf{0}_n\right], \ldots, \\ D_i{}^T &= \left[\mathbf{0}_n, \cdots, \underbrace{I_n}_{i\text{-}th\ \text{n×n matrix}}, \mathbf{0}_n, \cdots, \mathbf{0}_n\right]. \end{aligned} \tag{15}$$

Proof. The LPV system (3) with $u = K(w)x$ is λ-contractive with respect to C-set $\varepsilon(P,1)$ if and only if [31]

$$(A_i + BK_i)^T P(A_i + BK_i) - \lambda^2 P \preceq 0,\ i = 1, ..., s. \tag{16}$$

Defining D_i matrices as (15) and using (10), this condition reduces to (14). □

IV. Data-Based Representation of LPV systems

This section provides a data-based representation of LPV systems.

Solving Problems 1 and 2 using Theorems 2 and 3 requires the complete knowledge of all the dynamics $A_1, A_2, ..., A_s$ and B, which are not known in advance. This paper presents a data-based solution to Problems 1 and 2 to obviate the need for this knowledge. That is, the set invariance and stability of LPV systems are imposed without the knowledge of the system matrices and only by relying on a finite number of data samples collected from the inputs, states and scheduling parameters. The data samples are collected by applying a sequence $u_d(0), ..., u_d(T\text{-}1)$ of inputs and measuring the corresponding values $x_d(0), ..., x_d(T)$ for a measured sequence of $w_d(0), ..., w_d(T\text{-}1)$, where the subscript d emphasizes that these are data. A single data set that spans over a large range of operating conditions (a rich set of scheduling variables) and a rich set of state and input data are now organized as follows.

$$U_0 = [u_d(0), ..., u_d(T\text{-}1)] \tag{17}$$

$$X_0 = [x_d(0), ..., x_d(T\text{-}1)] \tag{18}$$

$$X_1 = [x_d(1), ..., x_d(T)] \tag{19}$$

$$W_0 = [w_d(0), ..., w_d(T\text{-}1)] \tag{20}$$

$$X_W = W_0 \odot X_0. \tag{21}$$

This rich data set will allow us to design data-based controllers that capture the dependency structure of the matrices of the LPV state-space model on the scheduling variables without requiring an explicit model or declaration of dependencies.

Remark 2. Extending the data requirement presented in [19] for safe control of linear time-invariant systems to safe gain-scheduling control of (3) amounts to having the data matrix

$$\begin{bmatrix} U_0 \\ X_W \end{bmatrix}, \tag{22}$$

full row rank. As shown in the next theorem, inspired by [39], this condition provides necessary and sufficient for identifying the LPV system uniquely. Once the system is identified, the results of Theorems 2 and 3 can be used to design a model-based controller. As shown later, however, one can learn directly a data-based safe controller using less restrictive data informative conditions than requiring the matrix (22) to be full rank and without identifying the LPV system. Therefore, it is more desirable to directly learn a safe controller.

Theorem 4. The LPV system (3) can be uniquely identified if the matrix (22) is full row rank. Moreover, under this condition, it has the following equivalent data-based representation

$$x(t+1) = X_1 \begin{bmatrix} U_0 \\ X_W \end{bmatrix}^{\dagger} \begin{bmatrix} u(t) \\ w(t) \otimes x(t) \end{bmatrix}. \tag{23}$$

Proof. Based on (3), the data collected in (17)–(21) satisfy

$$\begin{aligned} X_1 &= A_{1,s}\,[w_d(0) \otimes x_d(0), ..., w_d(T\text{-}1) \otimes x_d(T\text{-}1)] + \\ &B\,[u_d(0), ..., u_d(T\text{-}1)] = [B \;\; \mathrm{A}_{1,s}] \begin{bmatrix} U_0 \\ X_W \end{bmatrix}, \end{aligned} \tag{24}$$

where $A_{1,s}$ is defined in (9). There exists a right inverse $[V_1 \; V_2]$ such that

$$\begin{bmatrix} U_0 \\ X_W \end{bmatrix} [V_1 \; V_2] = I, \tag{25}$$

if and only if the matrix (22) is full row rank. In this case, multiplying both sides of (24) by $[V_1 \; V_2]$, one can uniquely find $A_{1,s}$ and B as $A_{1,s} = X_1 V_1$ and $B = X_1 V_2$. We now show that (23) holds. Based on (3), one has

$$x(t+1) = [B \;\; \mathrm{A}_{1,s}] \begin{bmatrix} u(t) \\ w(t) \otimes x(t) \end{bmatrix}. \tag{26}$$

On the other hand,

$$\begin{bmatrix} u \\ w \otimes x \end{bmatrix} = \begin{bmatrix} U_0 \\ X_W \end{bmatrix} g, \tag{27}$$

admits a solution g given by

$$g = [V_1 \; V_2] \begin{bmatrix} u \\ w \otimes x \end{bmatrix} + \left(I - [V_1 \; V_2] \begin{bmatrix} U_0 \\ X_W \end{bmatrix} \right) d, \tag{28}$$

for any $d \in R^T$, where $\left(I - [V_1 \; V_2] \begin{bmatrix} U_0 \\ X_W \end{bmatrix} \right)$ is the orthogonal projector onto the kernel of $\begin{bmatrix} U_0 \\ X_W \end{bmatrix}$. Using (27) in (26), one has

$$x(t+1) = [B \;\; \mathrm{A}_{1,s}] \begin{bmatrix} U_0 \\ X_W \end{bmatrix} g(t). \tag{29}$$

Using (24) and (28) this becomes

$$x(t+1) = X_1 \left([V_1 \; V_2] \begin{bmatrix} u \\ w \otimes x \end{bmatrix} + \left(I - [V_1 \; V_2] \begin{bmatrix} U_0 \\ X_W \end{bmatrix} \right) d \right), \tag{30}$$

where

$$X_1 \left(I - [V_1 \; V_2] \begin{bmatrix} U_0 \\ X_W \end{bmatrix} \right) = 0, \tag{31}$$

which completes the proof. □

Remark 3. Theorem 4 provides a data-based representation that predicts the system's state for any given input. However, in the safe control design, one only needs the data-based closed-loop representation of the system for a state-feedback controller that must be designed to assure safety. Therefore, instead of requiring both B and $A_{1,s}$ to be implicitly known, only $A_{1,s} + BK_{1,s}$ must be implicitly known through data for a specific data-dependent $K_{1,s}$. Therefore, the rank condition requirement in Theorem 4 can be relaxed for the data-based closed-loop representation with a data-dependent $K_{1,s}$ to the following Assumption. The data richness requirement for safe control design will be discussed in the next section, under which $K_{1,s}$ obtained from the closed-loop representation is not unique and can satisfy data-based safety requirements.

Assumption 2 The matrix X_W has full row rank.

Theorem 5. Let Assumption 2 hold. Then, the closed-loop system (3) with the gain-scheduling controller $u(t) = K(w)x(t)$, where $K(w)$ is defined in (6), has the following representation

$$x(t+1) = X_1 G_{K_{1,s}} (w(t) \otimes x(t)), \tag{32}$$

or equivalently

$$A_{1,s} + BK_{1,s} = X_1 G_{K_{1,s}}, \tag{33}$$

where $G_{K_{1,s}} \in R^{T \times (s \times n)}$ satisfies

$$\begin{bmatrix} K_{1,s} \\ I \end{bmatrix} = \begin{bmatrix} U_0 \\ X_W \end{bmatrix} G_{K_{1,s}}, \tag{34}$$

where $K_{1,s}$ is defined in (9).

Proof. Since X_W has full row rank, there exits a right inverse $G_{K_{1,s}}$ such that

$$X_W \, G_{K_{1,s}} = I. \tag{35}$$

Moreover, based on (34), one has

$$K_{1,s} = U_0 G_{K_{1,s}}. \tag{36}$$

Using (35) and (36) in (23), and since $u(t) = \sum_{i=1}^{s} K_i w_i x(t) = K_{1,s}(w(t) \otimes x(t))$, one gets (32). Moreover, the system (3) with the gain-scheduling control law $u = \sum_{i=1}^{s} K_i w_i x$ transforms to

$$x(t+1) = \sum_{i=1}^{s} (A_i + BK_i) w_i x(t) = (A_{1,s} + BK_{1,s})(w(t) \otimes x(t)). \tag{37}$$

Comparing (37) with (32) gives (33). □

Remark 4 Note that the right-inverse of X_W, i.e., $G_{K_{1,s}}$is not unique whenever $T > n \times s$. By applying the input sequence (17) and the scheduling sequence (20) to the LPV system (3), one has

$$X_1 = A_{1,s} X_W + BU_0. \tag{38}$$

Multiplying $G_{K_{1,s}}$ to both sides of (38) from right gives

$$X_1 G_{K_{1,s}} = A_{1,s} + BU_0 G_{K_{1,s}}, \tag{39}$$

which is equivalent to (33) for the control gain $K_{1,s} = U_0 G_{K_{1,s}}$. In general, there are many $G_{K_{1,s}}$ for which (39) holds and the safe control design will seek for the right inverse matrix that guarantees safety for given polyhedral set for the gain $K_{1,s} = U_0 G_{K_{1,s}}$

V. Data-Driven Safe Gain-Scheduling Control for LPV Systems

Theorem 5 showed that the closed-loop gain-scheduling system is parameterized through data via (32), (34). Since the matrix $G_{K_{1,s}}$ in the closed-loop representation of Theorem 5 is not unique, the next results will treat it as a decision variable to design data-based safe controllers.

A. Data-Based Safe Gain Scheduling for Polyhedral Sets

In this subsection, the data-based closed-loop representation provided in Theorem 5 is leveraged to directly design safe gain-scheduling controllers for a given polyhedral set.

Theorem 6. Consider the data collected in (17)–(21). Let Assumptions 1 and 2 hold. Let $u \in R^m$. Then, Problem 1 is solved if there exist decision variables $G_{K_{1,s}}$ and $P_{1,s} \geq 0$ such that

$$P_{1,s}(\delta_j \otimes \bar{1}) \leq \lambda \bar{1},\ j = 1, ..., s \tag{40a}$$

$$P_{1,s}(I \otimes F) = FX_1 G_{K_{1,s}} \tag{40b}$$

$$X_W G_{K_{1,s}} = I. \tag{40c}$$

Moreover, $K_{1,s} = U_0 G_{K_{1,s}}$, and thus the control gains that solve the problem are obtained as $K_i = U_0 G_{K_{1,s}} D_i$.

Proof. It was shown in Theorem 2 that to solve Problem 1, the gain matrix $K_{1,s}$ must satisfy (11). Therefore, the proof is completed if one shows that satisfaction of (40a)–(40c) implies satisfaction of (11) with $K_{1,s} = U_0 G_{K_{1,s}}$. The inequalities in both equations are identical. Using (40c) and $K_{1,s} = U_0 G_{K_{1,s}}$, one has (34), which has a solution based on Theorem 5. Comparing the second equation of (11) and (40b), the proof is completed if we show that the term $A_{1,s} + BK_{1,s}$ in (11) is equal to $X_1 G_{K_{1,s}}$. This is shown in Theorem 5 under (34), and thus the proof is completed. □

Remark 5. By Theorem 1, if there exist decision variables $P_{1,s}$ and $G_{K_{1,s}}$ that satisfy (27), then the closed-loop LPV system is globally asymptotically stable and Minkowski function of the polyhedral set $(\max_{i=1,...,s}(F^i x))$ is a global Lyapunov function.

The following example shows that while the data is not rich enough for system identification, it can be used to directly design a safe controller.

Example Consider an polytopic LPV system in form of (23) with

$$A_1 = \begin{bmatrix} .4 & 0 \\ 0 & -.1 \end{bmatrix},\ A_2 = \begin{bmatrix} -.3 & 0 \\ 1 & .1 \end{bmatrix},\ B = \begin{bmatrix} 0 \\ 1 \end{bmatrix}. \tag{41}$$

Let $U_0 = [.63 \quad .812 \quad -.75 \quad .83 \quad .265]$ and the initial condition be $x_0 = [1 \quad 1]^T$. Then, the collected data is

$$X_0 = \begin{bmatrix} 1 & -.2659 & .0538 & .0058 & -.0002 \\ 1 & 1.6709 & .7033 & -.675 & .8208 \end{bmatrix},$$

$$X_1 = \begin{bmatrix} -.2659 & .0538 & .0058 & -.0002 & 0 \\ 1.6709 & .7033 & -.675 & .8208 & .2675 \end{bmatrix}, \tag{42}$$

with the gain-scheduling data

$$W_0 = \begin{bmatrix} .0488 & .1392 & .2734 & .4788 & .4824 \\ .9512 & .8608 & .7266 & .5212 & .5176 \end{bmatrix}, \tag{43}$$

which gives

$$X_W = \begin{bmatrix} .0488 & -.037 & .0147 & -.0028 & -.0001 \\ .0488 & .2327 & .1923 & -.3232 & .396 \\ .9512 & -.2288 & .0391 & -.003 & -.0001 \\ .9512 & 1.4382 & .511 & -.3519 & .4248 \end{bmatrix}. \tag{44}$$

While these data satisfy Assumption 2, it does not satisfy the full row rank condition for (22). Let now design a safe controller for the polyhedral set in form (2) with the matrix F as

$$F = \begin{bmatrix} 1/5 & 2/5 \\ -1/5 & -2/5 \\ -3/20 & 1/5 \\ 3/20 & -1/5 \end{bmatrix}. \tag{45}$$

Using Theorem 6, a safe gain-scheduling contoller is learned as

$$K_{1,s} = U_0 G_{K_{1,s}} = [-.5 \quad -.1 \quad -.8687 \quad .175], \tag{46}$$

with

$$G_{K_{1,s}} = \begin{bmatrix} -5.63 & -.0744 & 1.2847 & .0745 \\ -12.76 & -.5156 & .2298 & .4952 \\ 67.57 & -1.315 & -4.784 & 1.143 \\ 67.88 & -1.4725 & -5.7252 & .7227 \\ 30.78 & 2.274 & -2.642 & .2248 \end{bmatrix}. \tag{47}$$

Therefore, while it is not possible to learn the system dynamics using the collected data, a safe controller is directly learned.

The next result solves Problem 1 for the case in which the control input is constrained.

Corollary 3. Consider the data collected in (17)–(21). Let Assumptions 1 and 2 hold. Let $u \in \mathscr{U}$ where

$$\mathscr{U} = \{u \in R^m : Uu \leq \bar{1}\}. \tag{48}$$

Then, Problem 1 is solved if there exist decision variables $G_{K_{1,s}}$ and $P_{1,s} \geq 0$, such that

$$\begin{cases} P_{1,s}(\delta_j \otimes \bar{1}) \leq \lambda \bar{1}, j = 1, ..., s \\ P_{1,s}(I_{s\times s} \otimes F) = FX_1 G_{K_{1,s}} \\ X_W G_{K_{1,s}} = I \\ UU_0 G_{K_{1,s}} D_i k \leq \bar{1}, i = 1, ..., s \text{ and } \forall k \in \text{vert}\mathscr{S}(\text{F}, \bar{1}). \end{cases} \tag{49}$$

Moreover, $K_{1,s} = U_0 G_{K_{1,s}}$ and the control gains that solve the problem are obtained as $K_i = U_0 G_{K_{1,s}} D_i$.

Proof. The proof is similar to Theorem 6 and is omitted.

Remark 6. Note that (40a)–(40c) or (49) corresponds to solving a linear program in the decision variables $G_{K_{1,s}}$ and

$P_{1,s}$, hence they are numerically appealing.

B. Data-Based Safe Gain-Scheduling for Ellipsoidal Sets

The next result provides a data-based control design procedure for LPV systems for which their safe set is described by an ellipsoidal set.

Theorem 7. Consider the data collected in (17)–(21). Let Assumptions 1 and 2 hold. Let $u \in R^m$. Then, Problem 2 is solved if there exist decision variables $G_{K_{1,s}}$ such that

$$\begin{cases} \begin{bmatrix} \lambda^2 P & (X_1 G_{K_{1,s}} D_i) \\ (X_1 G_{K_{1,s}} D_i)^T & P^{-1} \end{bmatrix} \succeq 0 \quad i = 1, \ldots, s \\ X_W G_{K_{1,s}} = I. \end{cases} \tag{50}$$

Proof. The λ-contractivity condition for the LPV systems with ellipsoidal safe sets is shown in (14). Therefore, the proof is completed if one shows that the satisfaction of (50) implies the satisfaction of (14) with $K_{1,s}$. Using the Schur complement, (50) is equivalent to

$$D_i^T (X_1 G_{K_{1,s}})^T P (X_1 G_{K_{1,s}}) D_i - \lambda^2 P \preceq 0 \quad i = 1, \ldots, s. \tag{51}$$

Using the equality in (50) and $K_{1,s} = U_0 G_{K_{1,s}}$, (34) is obtained with $A_{1,s} + BK_{1,s} = X_1 G_{K_{1,s}}$, based on Theorem 5. Comparing (50) with (14) and using $A_{1,s} + BK_{1,s} = X_1 G_{K_{1,s}}$ completes the proof. □

Remark 7. Note that (50) corresponds to solving a semi-definite program in the decision variables $G_{K_{1,s}}$ and $P_{1,s}$, hence it is numerically appealing. Compared with polyhedral sets, however, it is computationally more demanding.

VI. Numerical Example

To verify our results, the following simulation example is considered. The safe set $\mathscr{S}(F, \bar{1})$ is defined as in (2) with F defined in (45), and the set $\mathscr{U}$ specifies the condition $-8 \leq u \leq 8$. The contractivity level is chosen as $\lambda = .84$. The data used for learning the controller are collected from an open-loop experiment, as shown in Figure 1, in which the control input u is chosen as a random variable uniformly distributed on $[-1, 1]$. The matrices A_1, A_2 and B generating these data are

$$A_1 = \begin{bmatrix} 1 & 2/3 \\ -2/6 & 1 \end{bmatrix}, A_2 = \begin{bmatrix} 4/5 & 2/5 \\ -2/5 & 6/5 \end{bmatrix}, B = \begin{bmatrix} 0 \\ 1 \end{bmatrix}. \tag{52}$$

The linear optimization problem in Theorem 6 is solved in the variables $G_{K_{1,2}}$ and $P_{1,2}$, and the resulting $K_{1,2}$ is $K_{1,2} = [.3056, -.3889, .2389, -.5889]$. Only for illustrative purposes, we also solve the model-based safe control design conditions (11) and obtain a gain matrix $K_{1,2_{A,B}} = [.2680, -.8398, .4722, -.4556]$. The safe set is shown with a green solid line in Figure 2. Figure 2a shows the states of the system for different initial conditions resulting from both the data-based controller (orange) and the model-based controller based on the classical model-based approach (blue). The set $\mathscr{S}$ (green, solid) and the sets $\lambda\mathscr{S}, \lambda^2\mathscr{S}, \lambda^3\mathscr{S}, \ldots$ (green, dotted) are also shown. This shows that safety is guaranteed as the states only evolve in the safe set. Figure 2b also certifies that the control signal satisfies the constraints given by $\mathscr{U}$.

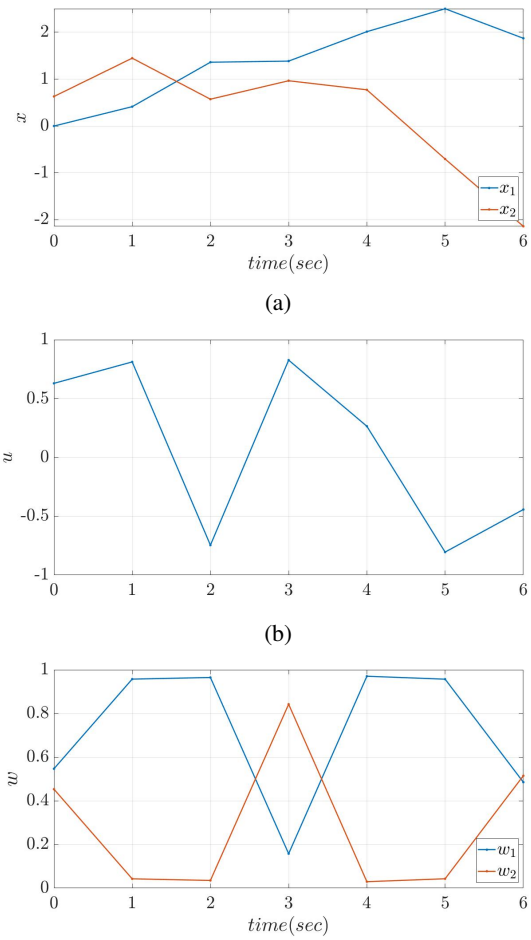

Fig. (1) (a) State sequences of data as in (18) and (19), with $T = 6$ (b) Input sequences of data as in (17) with $T = 6$ (c) gain-scheduling sequences of data as in (17)–(20) with $T = 6$.

VII. Conclusion

This paper presents a data-based solution to the safe gain-scheduling control problem. The presented solution finds a controller while only relying on measured data, and it is shown that it enforces not only stability but also invariance with a given polyhedral or ellipsoidal set. The presented data-based solution results in numerically efficient linear program for polyhedral sets and semi-definite program for ellipsoidal sets.

References

[1] A. D. Ames, J. W. Grizzle, and P. Tabuada, "Control barrier function based quadratic programs with application to adaptive cruise control," in Proc. of the 53rd IEEE Conference on Decision and Control, pp. 6271–6278, Dec 2014.

[2] A. D. Ames, X. Xu, J. W. Grizzle, and P. Tabuada, "Control barrier function based quadratic programs for safety critical systems," IEEE Transactions on Automatic Control, vol. 62, pp. 3861–3876, Aug 2017.

[3] Q. Nguyen and K. Sreenath, "Exponential control barrier functions for enforcing high relative-degree safety-critical constraints," In Proc. of the 2016 American Control Conference (ACC), 2016, pp. 322-328.

[4] M. Z. Romdlony and B. Jayawardhana, "Uniting control Lyapunov and control barrier functions," in 53rd IEEE Conference on Decision and Control, pp. 2293–2298, Dec 2014.

[5] S. Prajna and A. Jadbabaie, "Safety verification of hybrid systems using barrier certificates," International Workshop on Hybrid Systems: Computation and Control, p. 477–492, 2004.

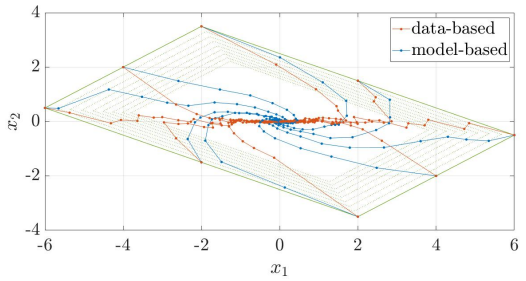

(a)

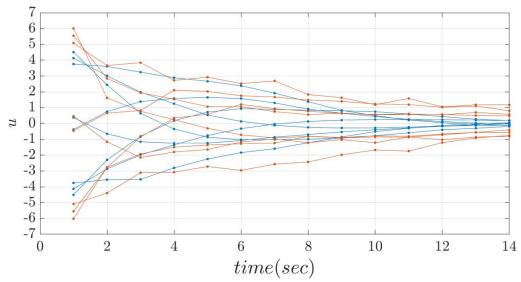

(b)

Fig. (2) (a) The safe set $\mathscr{S}(F, \bar{1})$ and solutions arising from the gain-scheduling state feedback law. (b) Control signal u corresponding to the solutions in orange and blue for different initial conditions depicted in (a).

[6] M. Z. Romdlony and B. Jayawardhana, "Stabilization with guaranteed safety using control lyapunov–barrier function," Automatica, vol. 66, pp. 39 – 47, 2016.

[7] K. P. Tee, S. S. Ge, and E. H. Tay, "Barrier Lyapunov functions for the control of output-constrained nonlinear systems," Automatica, vol. 45, no. 4, pp. 918 – 927, 2009.

[8] W. Xiao, C. Belta, and C. G. Cassandras, "Decentralized merging control in traffic networks: A control barrier function approach," in Proc. of the 10th ACM/IEEE International Conference on CyberPhysical Systems, pp. 270–279, 2019.

[9] L. Wang, D. Han, and M. Egerstedt, "Permissive barrier certificates for safe stabilization using sum-of-squares," in American Control Conference (ACC), pp. 585–590, 2018.

[10] W. Xiang, and T.T.Johnson "Reachability Analysis and Safety Verification for Neural Network Control Systems," arXiv: 1805.09944v1, 2018.

[11] W. Xiang, H.-D. Tran, and T. T. Johnson, "Reachable set computation and safety verification for neural networks with ReLU activations," arXiv: 1712.08163, 2017.

[12] W. Xiang, H.-D. Tran, J. A. Rosenfeld, and T. T. Johnson, "Reachable set estimation and safety verification for piecewise linear systems with neural network controllers," arXiv preprint arXiv:1802.06981, 2018.

[13] S. Prajna and A. Rantzer. "Primal-dual tests for safety and reachability," in M. Morari and L. Thiele, editors, Hybrid Systems: Computation and Control: 8th International Workshop, HSCC2005, Zurich, Switzerland, LNCS 3414, pp. 542–556. Springer, Mar. 2005.

[14] A. K. Akametalu, S. Kaynama, J. F. Fisac, M. N. Zeilinger, J. H. Gillula, and C. J. Tomlin, "Reachability-based safe learning with Gaussian processes," in Proc. of the IEEE Conference on Decisions and Control (CDC), 2014.

[15] A. Aswani, H. Gonzalez, S. S. Sastry, and C. Tomlin, "Provably safe and robust learning-based model predictive control," Automatica, vol. 49, no. 5, pp. 1216–1226, 2013.

[16] F. Berkenkamp and A. P. Schoellig, "Safe and robust learning control with Gaussian processes," in Proc. of the European Control Conference (ECC), 2015.

[17] Lopez, Brett T. and Slotine, Jean-Jacques E. and How, Jonathan P,"Robust adaptive control barrier functions: An adaptive and data-driven approach to safety," in IEEE Control Systems Letters, vol. 5, pp. 1031-1036, 2021.

[18] Taylor, Andrew J. and Ames, Aaron D ,"Adaptive Safety with Control Barrier Functions," American Control Conference (ACC), pp. 1399-1405, 2020.

[19] A. Bisoffi and C. De Persis and P. Tesi, "Data-based guarantees of set invariance properties," arXiv:1911.12293v1, 2019.

[20] M. Ahmadi, A. Israel and U. Topcu, "Safe Controller Synthesis for Data-Driven Differential Inclusions," in IEEE Transactions on Automatic Control, vol. 65, no. 11, pp. 4934-4940, Nov. 2020.

[21] N. Jansen, B. Könighofer, S. Junges, A. Serban, and R. Bloem, "Safe reinforcement learning using probabilistic shields," In I. Konnov and L. Kovacs (Eds.), 31st International Conference on Concurrency Theory, pp. 31-316, 2020.

[22] S. Junges, N. Jansen, C. Dehnert, U. Topcu, and J.P. Katoen, "Safety-constrained reinforcement learning for MDPs," in Proc. of International Conference on Tools and Algorithms for the Construction and Analysis of Systems, pp. 130-146, 2016.

[23] Y. Wang, A. A. R. Newaz, J. D. Hernández, S. Chaudhuri and L. E. Kavraki, "Online partial conditional plan synthesis for POMDPs With safe-reachability objectives: Methods and experiments," in IEEE Transactions on Automation Science and Engineering, vol. 18, no. 3, pp. 932-945, 2021.

[24] M. Alshiekh, R. Bloem, R. Ehlers, B. Konighofer, N. Bettina, S. Niekum, and U. Topcu, "Safe reinforcement learning via shielding," in Proc. of the AAAI Conference on Artificial Intelligence, no. 3, pp. 2669-2678, 2018.

[25] R. Cheng, G. Orosz, R. M. Murray, and J. W. Burdick, "End-to-end safe reinforcement learning through barrier functions for safety-critical continuous control tasks," in Proc. of the AAAI Conference on Artificial Intelligence, pp. 3387-3395, 2019.

[26] S. Pathak, L. Pulina, and A. Tacchella, "Verification and repair of control policies for safe reinforcement learning," in Applied Intelligence, vol. 48, pp. 886-908, 2018.

[27] S. Li, and O. Bastani, "Robust model predictive shielding for safe reinforcement learning with stochastic dynamics," in Proc. of IEEE International Conference on Robotics and Automation, pp. 7166-7172, 2020.

[28] H. J. van Waarde, J. Eising, H. L. Trentelman and M. K. Camlibel, "Data Informativity: A new perspective on data-driven analysis and control," in IEEE Transactions on Automatic Control, vol. 65, no. 11, pp. 4753-4768, 2020.

[29] H. Modares, "Data-driven Safe Control of Linear Systems Under Epistemic and Aleatory Uncertainties," arXiv:2202.04495, 2022.

[30] M. F. Reis, A. P. Aguiar and P. Tabuada, "Control Barrier Function-Based Quadratic Programs Introduce Undesirable Asymptotically Stable Equilibria," in IEEE Control Systems Letters, vol. 5, no. 2, pp. 731-736, 2021.

[31] Blanchini, F. and Miani, Set-theoretic Methods in Control. Springer, 2nd edition 2008.

[32] X. Jiangpeng, Y. Lingyu and Z. Jing, "LPV model-based parameter estimation for damaged asymmetric aircraft", in Proc. of the 2020 Chinese Automation Congress (CAC), 2020, pp. 3838-3842.

[33] A. Marcos, and G. J. Balas, "Development of linear-parameter-varying models for aircraft," Journal of Guidance, Control, and Dynamics vol. 27, no. 2, 2004.

[34] S.M. Hashemi, H.S. Abbas, and H. Werner, "Low-complexity linear parameter-varying modeling and control of a robotic manipulator," in Control Engineering Practice, vol. 20, pp. 248-257, 2012.

[35] L. Cavanini, G. Ippoliti, and E.F. Camacho, "Model predictive control for a linear parameter varying model of an UAV," in Journal of Intelligent Robot Systtems, vol. 101, pp. 1-18, 2021.

[36] P. S. G. Cisneros, S. Voss and H. Werner, "Efficient nonlinear model predictive control via quasi-LPV representation," in Proc. of IEEE 55th Conference on Decision and Control, pp. 3216-3221, 2016.

[37] J. Hanema, R. Toth, and M. Lazar, "Stabilizing non-linear MPC using linear parameter-varying representation," in Proc. of IEEE Conference on Decision and Control, pp. 3582-3587, 2017.

[38] N. Sadati, and A. Hooshmand, "Design of a gain-scheduling anti-swing controller for tower cranes using fuzzy clustering techniques," International Conference on Computational Intelligence for Modelling Control and Automation and International Conference on Intelligent Agents Web Technologies, pp.172-172, 2006.

[39] H. J. van Waarde, J. Eising, H. L. Trentelman and M. K. Camlibel, "Data Informativity: A new perspective on data-driven analysis and control," in IEEE Transactions on Automatic Control, vol. 65, no. 11, pp. 4753-4768, 2020.