

Centralized and Distributed Power Allocation for Max-Min Fairness in Cell-Free Massive MIMO

Sucharita Chakraborty*, Emil Björnson*, and Luca Sanguinetti†

*Department of Electrical Engineering (ISY), Linköping University, Linköping, Sweden (`{sucharita.chakraborty, emil.bjornson}@liu.se`),

†Dipartimento dell'Informazione, University of Pisa, 56122 Pisa, Italy (`luca.sanguinetti@unipi.it`)

Abstract—Cell-free Massive MIMO systems consist of a large number of geographically distributed access points (APs) that serve users by coherent joint transmission. Downlink power allocation is important in these systems, to determine which APs should transmit to which users and with what power. If the system is implemented correctly, it can deliver a more uniform user performance than conventional cellular networks. To this end, previous works have shown how to perform system-wide max-min fairness power allocation when using maximum ratio precoding. In this paper, we first generalize this method to arbitrary precoding, and then train a neural network to perform approximately the same power allocation but with reduced computational complexity. Finally, we train one neural network per AP to mimic system-wide max-min fairness power allocation, but using only local information. By learning the structure of the local propagation environment, this method outperforms the state-of-the-art distributed power allocation method from the Cell-free Massive MIMO literature.

Index Terms—Cell-free Massive MIMO, Power allocation, Max-min fairness, Deep learning, Scalability.

I. INTRODUCTION

Coordinated distributed wireless systems liberate the conventional co-located multiple-input multiple-output (MIMO) from its shackles of inherent form-factor constraint [1]. If an arbitrarily large number of collaborative access points (APs) jointly serve the users in a wide area, it constitutes a dense large network without any cell boundaries. This type of systems is gaining popularity with the name of *Cell-free massive MIMO (mMIMO) systems* [2]–[4]. It reaps many of the advantages of two cornerstone technologies: mMIMO (e.g., favorable propagation) and Network MIMO (e.g., more uniform user performance) by exploiting coherent signal co-processing among multiple distributed APs.

The main challenge in bringing such a network to reality is scalability, in terms of computational complexity for signal processing and resource allocation, fronthaul requirements, etc. General guidelines for Network MIMO were provided in [5] and later particularized for Cell-free mMIMO in [6], [7]. Existing algorithms in Network MIMO, or coordinated multipoint (CoMP), are mainly limited by three factors [6]:

- 1) Dependency on the availability of full channel state information (CSI) in the network, or at least partial CSI that is shared between neighboring APs. In future ultra

dense networks, where the number of APs grows large, significant communication overhead will be incurred in acquiring and disseminating CSI to all of the cooperative APs or to an edge cloud computer.

- 2) An enormous amount of information regarding the payload data (e.g., coding/modulation scheme, decoding errors) must be monitored to guarantee user satisfaction. Immense buffer sizes and fronthaul signaling capacity are required to store and share such global information over the network.
- 3) The time delay and complexity incurred during channel estimation, precoding/combining, and fronthaul signaling increase at least linearly with the number of APs.

Most of these issues were overlooked in the early works on Cell-free mMIMO [2], [4]. However, the recent works [6], [7] have indicated that a scalable implementation might be realizable in practice. This paper focuses on the scalable implementation of downlink power allocation algorithms.

Network-wide downlink power allocation algorithms for Cell-free mMIMO systems were developed in [4], [8] for the purpose of achieving max-min fairness; that is, all user equipments (UEs) get the same spectral efficiency (SE) and that common value is maximized. The results apply to maximum ratio (MR) precoding with long-term power constraints, which are undesirable assumptions since the use of regularized zero-forcing (RZF) precoding at every AP gives higher SE [6] and real systems are subject to short-term power constraints [9].

Even in the case when these algorithms are applicable, the deployment feasibility is limited since global CSI must be available at a central processing unit (CPU) and the computational complexity grows polynomially with the number of APs and UEs. The first of these issues can be addressed by utilizing the dynamic cooperation cluster (DCC) concept [5], [6], in which each user is assumed to be served by a user-centrally selected subset of the APs with the best channel conditions. In this paper, we first develop an optimal power allocation algorithm for max-min fairness in DCC-based Cell-free mMIMO systems, but the complexity is unscalable. We then utilize the *learn to optimize* framework [10], [11] for offline training of deep neural networks (DNNs) that perform approximated max-min fairness power allocation.

More precisely, we train one DNN to perform centralized power allocation with reduced computational complexity. We also train one DNN per AP to perform distributed power allocation using only locally available information as input,

This work was partially supported by the Wallenberg AI, Autonomous Systems and Software Program (WASP) funded by the Knut and Alice Wallenberg Foundation.

but training it using the globally optimal max-min fairness solution. Hence, different from the heuristic power allocation method that was recently proposed in [7], each AP is utilizing a unique algorithm that can take the actual network structure and propagation environment into account.

Notations: x , \mathbf{x} , \mathbf{X} denote a scalar, vector, and matrix, respectively. $(\cdot)^T$, $(\cdot)^H$, $|\cdot|$, $\|\cdot\|$, \mathbf{I}_X stand for transpose, Hermitian transpose, absolute value, the L_2 vector norm, and $X \times X$ identity matrix, respectively. The multivariate circular symmetric complex Gaussian distribution with correlation matrix \mathbf{R} is denoted $\mathcal{N}_{\mathbb{C}}(\mathbf{0}, \mathbf{R})$.

II. SYSTEM MODEL

We consider a Cell-free mMIMO system with K single-antenna UEs and L APs, each equipped with N antennas. We assume a block fading channel model where the channels are static within time-frequency coherence blocks with τ_c channel uses, and independent random channel realizations appear in each block. The channel between the k th UE and the l th AP is denoted as $\mathbf{h}_{kl} \in \mathbb{C}^{N \times 1}$ and is modeled by correlated Rayleigh fading $\mathbf{h}_{kl} \sim \mathcal{N}_{\mathbb{C}}(\mathbf{0}, \mathbf{R}_{kl})$, where $\mathbf{R}_{kl} \in \mathbb{C}^{N \times N}$ is the spatial correlation matrix. The normalized trace $\beta_{kl} = 1/N \text{tr}(\mathbf{R}_{kl})$ accounts for the average channel gain from an antenna at AP l to UE k .

The APs are connected to a CPU via fronthaul connections, which are used to convey uplink and downlink data between the APs and the CPU. The connections are assumed to be error-free but the capacity is limited, thus each UE can only be served by a subset of the APs. No instantaneous CSI is conveyed over the fronthaul.

A. Channel Estimation

We consider a time division duplex (TDD) protocol having a pilot transmission phase for channel estimation and a data transmission phase. Following the standard TDD protocol [1], the coherence block is divided in three parts: τ_p for uplink pilot transmission, τ_u for uplink data transmission, and τ_d for downlink data. It thus follows that $\tau_c = \tau_p + \tau_u + \tau_d$.

In the uplink pilot phase, a set of τ_p mutually orthogonal τ_p -length pilots are utilized. Each UE is assigned to one of these pilots. Let us denote the subset of UEs that are assigned to pilot t as $\mathcal{P}_t \subset \{1, \dots, K\}$. The received signal $\mathbf{y}_{tl}^p \in \mathbb{C}^{N \times 1}$ at AP l when the UEs in \mathcal{P}_t transmit is defined as

$$\mathbf{y}_{tl}^p = \sum_{i \in \mathcal{P}_t} \sqrt{\tau_p p_i} \mathbf{h}_{il} + \mathbf{n}_{tl} \quad (1)$$

where p_i is the transmit power from the i th UE and $\mathbf{n}_{tl} \sim \mathcal{N}_{\mathbb{C}}(\mathbf{0}, \sigma^2 \mathbf{I}_N)$ is the additive white Gaussian noise (AWGN) with variance σ^2 . By utilizing the standard minimum mean square error (MMSE) estimator at the l th AP, the estimate of the channel \mathbf{h}_{kl} from UE $k \in \mathcal{P}_t$ is [3]

$$\begin{aligned} \hat{\mathbf{h}}_{kl} &= \sqrt{\tau_p p_k} \mathbf{R}_{kl} \left(\sum_{i \in \mathcal{P}_t} \tau_p p_i \mathbf{R}_{il} + \sigma^2 \mathbf{I}_N \right)^{-1} \mathbf{y}_{tl}^p \\ &\sim \mathcal{N}_{\mathbb{C}}(\mathbf{0}, \tau_p p_k \mathbf{R}_{kl} \Phi_{kl}^{-1} \mathbf{R}_{kl}) \end{aligned} \quad (2)$$

where $\Phi_{kl} = \mathbb{E}\{\mathbf{y}_{tl}^p (\mathbf{y}_{tl}^p)^H\} = \sum_{i \in \mathcal{P}_t} \tau_p p_i \mathbf{R}_{il} + \sigma^2 \mathbf{I}_N$ denotes the correlation matrix of the pilot signal.

B. DCC Framework Based Cell-free mMIMO

We assume that each AP serves a subset of the UEs and we use the DCC framework [5], [6]. We let $\mathcal{D}_l \subset \{1, \dots, K\}$ denote the UEs served by the l th AP. In accordance to [5], we then define the matrices $\mathbf{D}_{kl} \in \mathbb{C}^{N \times N}$, for $l = 1, \dots, L$ and $k = 1, \dots, K$, as

$$\mathbf{D}_{kl} = \begin{cases} \mathbf{I}_N & \text{for } k \in \mathcal{D}_l, \\ \mathbf{0}_N & \text{for } k \notin \mathcal{D}_l. \end{cases} \quad (3)$$

Notice that this matrix is \mathbf{I}_N if the k th UE is served by the l th AP and $\mathbf{0}_N$ otherwise. The received downlink signal at the k th UE reads as

$$y_k^{\text{dl}} = \sum_{l=1}^L \mathbf{h}_{kl}^H \sum_{i \in \mathcal{D}_l} \sqrt{\rho_{il}} \mathbf{w}_{il} s_i + n_k \quad (4)$$

$$= \sum_{l=1}^L \mathbf{h}_{kl}^H \sum_{i=1}^K \sqrt{\rho_{il}} \mathbf{D}_{il} \mathbf{w}_{il} s_i + n_k \quad (5)$$

where ρ_{il} is the downlink power allocated to UE i by AP l and $\mathbf{w}_{il} \in \mathbb{C}^{N \times 1}$ is the corresponding normalized precoding vector with $\|\mathbf{w}_{il}\|^2 = 1$. Moreover, s_i denotes the signal transmitted to UE i and $n_k \sim \mathcal{N}_{\mathbb{C}}(0, \sigma^2)$ is the receiver noise.

The benefit of using the matrix notation in (5), instead of the set notation in (4), is that sizes of all matrices and vectors become independent of which APs serve which UEs. This will be convenient in Section III. The original Cell-free mMIMO model in [2], [4] is obtained by setting $\mathcal{D}_l = \{1, \dots, K\}$ and thus $\mathbf{D}_{kl} = \mathbf{I}_N$ for all l and k . Practical methods to select the sets $\mathcal{D}_1, \dots, \mathcal{D}_L$ are found in [5], [6].

C. Downlink SE

The downlink SE of Cell-free mMIMO was characterized for MR precoding with long-term power constraints in [2], [4]. This enabled the development of max-min power allocation optimization. The SE with arbitrary precoding schemes was considered in [6], but the expression was not amendable for power optimization. The following lemma provides a new simplified expression for the general case, which will enable the power optimization in Section III.

Lemma 1. *An achievable downlink SE for UE k is*

$$\text{SE}_k^{\text{dl}} = \frac{\tau_d}{\tau_c} \log_2 \left(1 + \text{SINR}_k^{\text{dl}} \right) \quad (6)$$

where

$$\begin{aligned} \text{SINR}_k^{\text{dl}} &= \frac{\left| \sum_{l=1}^L \sqrt{\rho_{kl}} \mathbb{E}\{\mathbf{h}_{kl}^H \mathbf{D}_{kl} \mathbf{w}_{kl}\} \right|^2}{\sum_{l=1}^L \sum_{i=1}^K \rho_{il} \mathbb{E}\left\{ \left| \mathbf{h}_{kl}^H \mathbf{D}_{il} \mathbf{w}_{il} \right|^2 \right\} - \sum_{l=1}^L \rho_{kl} \left| \mathbb{E}\{\mathbf{h}_{kl}^H \mathbf{D}_{kl} \mathbf{w}_{kl}\} \right|^2 + \sigma^2} \end{aligned} \quad (7)$$

is the effective signal-to-interference-and-noise ratio (SINR).

The SE expression in Lemma 1 can be utilized along with any precoding scheme and correlated Rayleigh fading model.¹ We consider precoding vectors $\{\mathbf{w}_{il}\}$ satisfying short-term power constraints, which means that $\|\mathbf{w}_{il}\|^2 = 1$ must be satisfied in every coherence block and not on average (i.e., $\mathbb{E}\{\|\mathbf{w}_{il}\|^2\} = 1$) as in [2], [4]. This is the conventional approach to precoding normalization [5]. We notice that the relaxed long-term average power constraints are popular in Massive MIMO because they lead to closed-form SINR expressions. The relaxation is rather tight in Massive MIMO since the channel hardening makes $\|\mathbf{w}_{il}\|^2 \approx \mathbb{E}\{\|\mathbf{w}_{il}\|^2\}$. However, the same relaxation should not be used in Cell-free mMIMO since the channel between an AP with few antennas and a UE does not harden (although the joint channel from all APs might harden in some cases).

An arbitrary normalized precoding vector is defined as $\mathbf{w}_{kl} = \bar{\mathbf{w}}_{kl}/\|\bar{\mathbf{w}}_{kl}\|$ where $\bar{\mathbf{w}}_{kl}$ can be arbitrarily selected. In this paper, we consider MR and RZF precoding, which are defined as

$$\bar{\mathbf{w}}_{kl} = \begin{cases} \hat{\mathbf{h}}_{kl} & \text{for MR,} \\ \left(\sum_{i \in \mathcal{D}_l} p_i \hat{\mathbf{h}}_{il} \hat{\mathbf{h}}_{il}^H + \sigma^2 \mathbf{I}_N \right)^{-1} p_k \hat{\mathbf{h}}_{kl} & \text{for RZF.} \end{cases} \quad (8)$$

III. DOWNLINK MAX-MIN POWER ALLOCATION

In this section, we generalize the max-min fairness algorithm from [2], [4] to general precoding schemes and correlated Rayleigh fading. Hence, the goal is to find the optimal power allocation coefficients $\{\rho_{kl} : \forall k, l\}$ that maximize the lowest SE among all UEs in the network. Hence, we select the coefficients to give all UEs the same effective SINR and this value is to be maximized, under the constraint that each AP has the same maximum power P_{\max}^{dl} . This means that the power constraint at AP l is $\sum_{k=1}^K \rho_{kl} \leq P_{\max}^{\text{dl}}$.

Before formulating the max-min fairness optimization problem, we first rewrite (7) as

$$\text{SINR}_k^{\text{dl}} = \frac{\left| \sum_{l=1}^L \mu_{kl} a_{kl} \right|^2}{\sum_{l=1}^L \sum_{i=1}^K \mu_{il}^2 b_{kil} + \sigma^2} \quad (9)$$

by introducing the new variables $\mu_{kl} = \sqrt{\rho_{kl}}$ and

$$a_{kl} = \mathbb{E}\{\mathbf{h}_{kl}^H \mathbf{D}_{kl} \mathbf{w}_{kl}\} \quad (10)$$

$$b_{kil} = \mathbb{E}\left\{ \left| \mathbf{h}_{kl}^H \mathbf{D}_{il} \mathbf{w}_{il} \right|^2 \right\} - \begin{cases} 0 & \text{for } i \neq k, \\ |a_{kl}|^2 & \text{for } i = k. \end{cases} \quad (11)$$

The max-min fairness optimization problem is then expressed in epi-graph form as

$$\begin{aligned} & \text{maximize} && s \\ & \{\mu_{kl} : \forall k, l\}, s \\ & \text{subject to} && \text{SINR}_k^{\text{dl}} \geq s, \quad k = 1, \dots, K, \\ & && \sum_{i=1}^K \mu_{il}^2 \leq P_{\max}^{\text{dl}}, \quad l = 1, \dots, L. \end{aligned} \quad (12)$$

¹Actually, it holds for any arbitrary independent fading distribution.

The first constraint in (12) can be rewritten as

$$\frac{1}{s} \left| \sum_{l=1}^L \mu_{kl} a_{kl} \right|^2 \geq \sum_{l=1}^L \sum_{i=1}^K \mu_{il}^2 b_{kil} + \sigma^2. \quad (13)$$

After taking the square root on both sides and noting that one can always rotate the phase of precoders to make $a_{lk} \geq 0$, (13) is rewritten as

$$\sqrt{\frac{1}{s}} \sum_{l=1}^L \mu_{kl} |a_{kl}| \geq \sqrt{\sum_{l=1}^L \sum_{i=1}^K \mu_{il}^2 b_{kil} + \sigma^2} \quad (14)$$

and, equivalently, in vector form as

$$\sqrt{\frac{1}{s}} \mathbf{c}_k^T \boldsymbol{\mu}_k \geq \left\| \mathbf{B}_k \begin{bmatrix} \boldsymbol{\mu} \\ \sigma \end{bmatrix} \right\| \quad (15)$$

where $\mathbf{c}_k = [|a_{k1}| \dots |a_{kL}|]^T \in \mathbb{C}^{L \times 1}$, and $\boldsymbol{\mu}_k = [\mu_{k1} \dots \mu_{kL}]^T \in \mathbb{C}^{L \times 1}$. $\mathbf{B}_k = \text{diag}(\sqrt{b_{k11}} \dots \sqrt{b_{kKL}} \mathbf{1}) \in \mathbb{C}^{(KL+1) \times (KL+1)}$ and $\boldsymbol{\mu} = [\boldsymbol{\mu}_1^T \dots \boldsymbol{\mu}_K^T]^T \in \mathbb{C}^{KL \times 1}$.

Hence, (12) can be equivalently written as

$$\begin{aligned} & \text{maximize} && s \\ & \{\mu_{kl} : \forall k, l\}, s \\ & \text{subject to} && \sqrt{\frac{1}{s}} \mathbf{c}_k^T \boldsymbol{\mu}_k \geq \left\| \mathbf{B}_k \begin{bmatrix} \boldsymbol{\mu} \\ \sqrt{\sigma^2} \end{bmatrix} \right\|, \quad k = 1, \dots, K, \\ & && \sum_{i=1}^K \mu_{il}^2 \leq P_{\max}^{\text{dl}}, \quad l = 1, \dots, L. \end{aligned} \quad (16)$$

This is still a non-convex problem but we notice that if s is constant, the SINR constraint in (15) becomes a second-order cone (SOC) constraint. Hence, for a given s , the problem in (16) becomes a second-order cone program (SOCP), which can be solved through the bisection method [5] by considering a sequence of s that converges to the global optimum. In each subproblem, the following problem must be solved:

$$\begin{aligned} & \text{maximize} && c \\ & \{\mu_{kl} : \forall k, l\}, c \\ & \text{subject to} && \sqrt{\frac{1}{s}} \mathbf{c}_k^T \boldsymbol{\mu}_k \geq \left\| \mathbf{B}_k \begin{bmatrix} \boldsymbol{\mu} \\ \sqrt{\sigma^2} \end{bmatrix} \right\|, \quad k = 1, \dots, K \\ & && \sum_{i=1}^K \mu_{il}^2 \leq c P_{\max}^{\text{dl}}, \quad l = 1, \dots, L \end{aligned} \quad (17)$$

and verified to be feasible and have $c \leq 1$ at the solution. Note that the power scaling variable c is introduced to improve the algorithm convergence, as suggested in [5]. If not included, the bisection algorithm requires an extremely high number of iterations (accuracy) to find the max-min solution.

IV. NEURAL NETWORK BASED POWER ALLOCATION

The central goal of this paper is to demonstrate that large-scale fading information is sufficient for computing the optimal powers. This is in contrast to the traditional optimization approach for solving (17) that requires knowledge of $\{a_{kl}\}$ and $\{b_{kil}\}$. We advocate using the UEs' large-scale fading coefficients $\{\beta_{kl}\}$ to perform power allocation because they already capture the main feature of propagation channels and

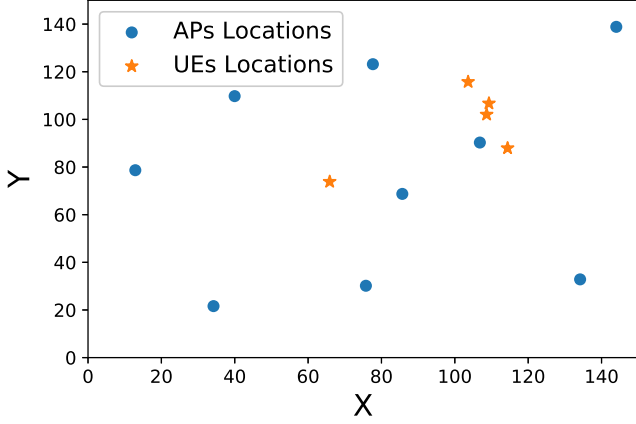


Fig. 1: In the numerical evaluation, $L = 9$ APs with fixed locations are considered as shown in this figure. In every user drop, $K = 5$ UEs are dropped randomly in the area.

interference in the network, and can be easily measured in practice based on the received signal strength. Therefore, for a given location of APs, the problem is to learn the *unknown* mapping between $\{\beta_{kl}\}$ and the optimal square-roots of the transmit powers $\{\mu_{kl}^*\}$. This is achieved by leveraging that DNNs are universal function approximators [10], [12].

We use a fully connected feed-forward DNN with N hidden layers. The output layer provides an estimate $\{\hat{\mu}_{kl}\}$ of $\{\mu_{kl}^*\}$. The problem is thus to train effectively the weights and biases of the DNN so that it can learn $\{\mu_{kl}^*\}$. We consider two different DNNs with both MR and RZF precoding. The first is the so-called *centralized* DNN that receives as input the entire large-scale fading coefficients $\{\beta_{kl} : \forall k, l\}$ and provides as output the network-wide square-roots of the powers $\{\hat{\mu}_{kl} : \forall k, l\}$. The second DNN is called *decentralized* because it operates on a per-AP basis. Specifically, the DNN of AP l receives as input only the locally available coefficients $\{\beta_{kl} : \forall k\}$ and aims to learn the local estimate $\{\hat{\mu}_{kl} : \forall k\}$ of optimal powers. The advantage of the decentralized DNN is that no exchange of large-scale fading coefficients among APs is required, which is important for a scalable network operation [6]. Moreover, the number of trainable parameters per AP largely reduces. We stress that each AP has a unique DNN that captures features of the local propagation environment and where the AP is located compared to other APs.

The complexity of the approach above is mainly the generation of the training dataset. Suppose each layer of a DNN has N_i neurons. The number of multiplications and addition for each layer is $N_i N_{i-1}$ and $2N_i$, $i = 1, \dots, N$, respectively. Each layer needs to evaluate N_i activation functions. Once trained, the DNN allocates the transmit power very rapidly without actually solving (17). In practice, such decisions need to be made when the large-scale fading coefficients change due to large-scale movements, the addition of new UEs, or when UEs go from active to inactive mode.

V. NUMERICAL EVALUATION

To demonstrate the ability to learn how to perform power allocation based on only large-scale fading coefficients, we

TABLE I: Simulation parameters of the Cell-free mMIMO network

Cell area (wrap around)	150 m ²
Bandwidth	20 MHz
Number of APs	$L = 9$
Number of UEs	$K = 5$
Number of antennas per AP	$M = 2$
Pathloss exponent (α)	$\alpha = 3.76$
Maximum downlink transmit power per AP	$P_{\max}^{\text{dl}} = 1$ W
UL noise power	-94 dBm
UL transmit power	$p_i = 100$ mW
Length of coherence block	$\tau_c = 200$

TABLE II: Layout of centralized DNN for whole network with $L = 9$ and $K = 5$. Number of trainable parameters: 241965.

	Size	Parameters	Activation Function
Input	KL		-
Layer 1 (Dense)	128	5888	elu
Layer 2 (Dense)	512	66048	elu
Layer 3 (Dense)	256	131328	sigmoid
Layer 4 (Dense)	128	32896	sigmoid
Layer 5 (Dense)	KL	5805	relu

TABLE III: Layout of decentralized DNN for an AP with $L = 9$ and $K = 5$. Number of trainable parameters: 3877.

	Size	Parameters	Activation Function
Input	K		-
Layer 1 (Dense)	16	96	elu
Layer 2 (Dense)	64	1088	elu
Layer 3 (Dense)	32	2080	sigmoid
Layer 4 (Dense)	16	528	sigmoid
Layer 5 (Dense)	K	85	relu

consider a Cell-free mMIMO network with $L = 9$ APs at fixed locations in a square of 150 m \times 150 m, as illustrated in Fig. 1. The large-scale fading coefficients are generated as [3]

$$\beta_{kl} = -30.5 - 36.7 \log_{10} \left(\frac{d_{kl}}{1 \text{ m}} \right) \text{ dB} \quad (18)$$

where d_{kl} is the distance of UE k from AP l . In each realization of the network, $K = 5$ UEs are independently and random uniformly distributed in the area. The APs are deployed 10m above the UEs. All other simulation parameters are reported in Table I. The length of the pilot sequences is $\tau_p = K$, so orthogonal pilots are allocated to the UEs. We consider the downlink with MR or RZF precoding.

The centralized and decentralized DNNs used with both precoding schemes are reported in Tables II and III, whose trainable parameters are 241965 and 3877, respectively. The DNNs were trained based on a dataset of $N_s = 249900$ samples of independent realizations of the user locations, corresponding to large-scale fading coefficients $\{\beta_{kl}(n) : n = 1, \dots, N_s\}$ and the corresponding max-min power allocation variables $\{\mu_{kl}^*(n) : n = 1, \dots, N_s\}$ for any given pair k and l . Particularly, 90% percent of the samples was used for training and 10% for validation. The remaining 100 samples formed the test dataset, which is independent from the training dataset and is used to generate the simulation results presented in this section. We used the Adam optimizer and categorical cross-entropy as loss function. The number of epochs, batch size and learning rate are optimized by a trial-and-error method.

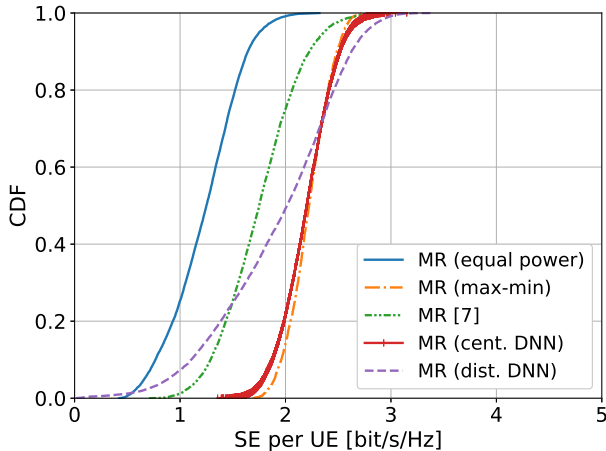


Fig. 2: CDF of DL SE per UE with MR.

The performance of both DNNs is evaluated by computing the cumulative distribution function (CDF) of the downlink SE per user, where the randomness is due to the UE locations. Comparisons are made with the performance achieved by the max-min optimization algorithm developed herein and the heuristic power allocation recently proposed in [7], where each AP uses full power and allocates power to UE proportionally to the square root of the channel estimation variance.

Fig. 2 shows the CDF with MR precoding. The centralized DNN closely follows the performance achieved with the max-min algorithm. The distributed DNN outperforms [7] for 80% of the UEs, but lower SE for the 20% most unfortunate users. A possible explanation for the performance improvement using the DNN based power allocation is that it learns the propagation environment of the network so that every AP can apply a locally optimized power allocation policy. However, there is still a substantial gap between the distributed and centralized methods.

Fig. 3 shows the CDF of downlink SE per user with RZF precoding. For 40% users, the centralized DNN power allocation closely approximate the conventional max-min fairness algorithm without having to actually solve (17). It achieves 42% higher average SE than that of [7]. In addition, local DNN at each AP achieves 4% higher SE compared to [7].

VI. CONCLUSIONS

In this paper, we proposed a deep learning framework for downlink power allocation in a Cell-free mMIMO network with MR and RZF precoding and short-term power constraints. We developed the optimal power allocation strategy using the max-min fairness approach (which was previously only known for MR precoding with long-term power constraints) and used it to generate the training dataset for DNNs. We showed that a properly trained feed-forward DNN is able to learn how to allocate powers. This is achieved by using only large-scale fading information, thereby substantially reducing the complexity and processing time of the optimization pro-

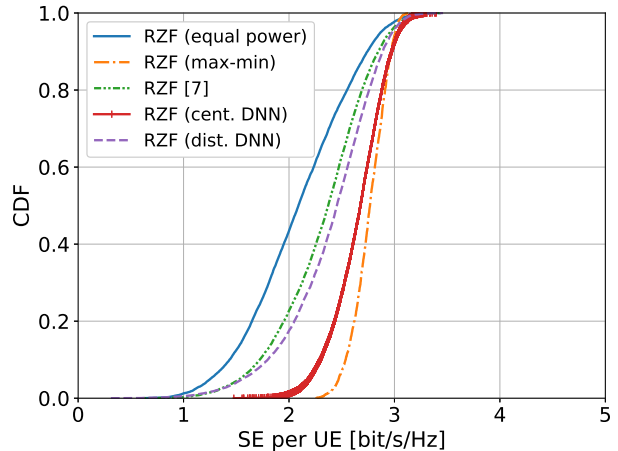


Fig. 3: CDF of DL SE per UE with RZF.

cess. Also, we showed that a decentralized DNN at each AP can allocate power more effectively as compared to previous heuristic methods. However, there is still improvements to be made since the gap between the decentralized and centralized methods is rather large.

REFERENCES

- [1] G. Interdonato, E. Björnson, H. Q. Ngo, P. Frenger, and E. G. Larsson, "Ubiquitous cell-free massive MIMO communications," *EURASIP Journal on Wireless Communications and Networking*, no. 197, 2019.
- [2] H. Q. Ngo, A. Ashikhmin, H. Yang, E. G. Larsson, and T. L. Marzetta, "Cell-free massive MIMO versus small cells," *IEEE Trans. on Wireless Communications*, vol. 16, no. 3, pp. 1834–1850, 2017.
- [3] E. Björnson and L. Sanguinetti, "Making cell-free massive MIMO competitive with MMSE processing and centralized implementation," *IEEE Trans. on Wireless Commun.*, 2019.
- [4] E. Nayebi, A. Ashikhmin, T. L. Marzetta, H. Yang, and B. D. Rao, "Precoding and power optimization in cell-free massive MIMO systems," *IEEE Trans. on Wireless Commun.*, vol. 16, no. 7, pp. 4445–4459, 2017.
- [5] E. Björnson and E. Jorswieck, "Optimal resource allocation in coordinated multi-cell systems," *Foundations and Trends® in Communications and Information Theory*, vol. 9, no. 2–3, pp. 113–381, 2013.
- [6] E. Björnson and L. Sanguinetti, "Scalable cell-free massive MIMO systems," *arXiv preprint arXiv:1908.03119*, 2019.
- [7] G. Interdonato, P. Frenger, and E. G. Larsson, "Scalability Aspects of Cell-Free Massive MIMO," in *IEEE ICC*, 2019, pp. 1–6.
- [8] E. Nayebi, A. Ashikhmin, T. L. Marzetta, and B. D. Rao, "Performance of cell-free massive MIMO systems with MMSE and LSFD receivers," in *IEEE Asilomar Conf. on Signals, Systems and Computers*, 2016, pp. 203–207.
- [9] G. Interdonato, H. Q. Ngo, E. G. Larsson, and P. Frenger, "On the performance of cell-free massive MIMO with short-term power constraints," in *IEEE International Workshop on Computer Aided Modelling and Design of Communication Links and Networks (CAMAD)*, Oct 2016, pp. 225–230.
- [10] H. Sun, X. Chen, Q. Shi, M. Hong, X. Fu, and N. D. Sidiropoulos, "Learning to optimize: Training deep neural networks for interference management," *IEEE Transactions on Signal Processing*, vol. 66, no. 20, pp. 5438–5453, 2018.
- [11] L. Sanguinetti, A. Zappone, and M. Debbah, "Deep learning power allocation in Massive MIMO," in *IEEE Asilomar Conference on Signals, Systems, and Computers*, 2018, pp. 1257–1261.
- [12] I. Goodfellow, Y. Bengio, and A. Courville, *Deep learning*. MIT press, 2016.