

# Topological spin texture of chiral edge states in photonic two-dimensional quantum walks

Chao Chen,<sup>1,2,3,\*</sup> Xing Ding,<sup>1,2,\*</sup> Jian Qin,<sup>1,2,\*</sup> Jizhou Wu,<sup>1,2,\*</sup> Yu He,<sup>4</sup>

Chao-Yang Lu,<sup>1,2</sup> Li Li,<sup>1,2,†</sup> Xiong-Jun Liu,<sup>5,6,4,‡</sup> Barry C. Sanders,<sup>1,2,7,§</sup> and Jian-Wei Pan<sup>1,2</sup>

<sup>1</sup>*Hefei National Laboratory for Physical Sciences at the Microscale and Department of Modern Physics, University of Science and Technology of China, Shanghai Branch, Shanghai 201315, China*

<sup>2</sup>*CAS-Alibaba Quantum Computing Laboratory, CAS Centre for Excellence in Quantum Information and Quantum Physics, Shanghai 201315, China*

<sup>3</sup>*National Laboratory of Solid State Microstructures, School of Physics, Nanjing University, Nanjing 210093, China*

<sup>4</sup>*Shenzhen Institute for Quantum Science and Engineering, Southern University of Science and Technology, Shenzhen 518055, China*

<sup>5</sup>*International Center for Quantum Materials and School of Physics, Peking University, Beijing 100871, China*

<sup>6</sup>*CAS Center for Excellence in Topological Quantum Computation, University of Chinese Academy of Sciences, Beijing 100190, China*

<sup>7</sup>*Institute for Quantum Science and Technology, University of Calgary, Alberta T2N 1N4, Canada*  
(Dated: December 30, 2021)

Topological insulators host topology-linked boundary states, whose spin and charge degrees of freedom could be exploited to design topological devices with enhanced functionality. We experimentally observe that dissipationless chiral edge states in a spin-orbit coupled anomalous Floquet topological phase exhibit topological spin texture on boundaries, realized via a two-dimensional quantum walk. Our experiment shows that, for a walker traveling around a closed loop along the boundary in real space, its spin evolves and winds through a great circle on the Bloch sphere, which implies that edge-spin texture has nontrivial winding. This winding is linked to the bulk Dirac Hamiltonian around the energy-gap opening point. Our experiment confirms that two-dimensional anomalous Floquet topological systems exhibit topological spin texture on the boundary, which could inspire novel topology-based spintronic phenomena and devices.

Topological materials host protected boundary states that could have applications to topology-based electronic devices [1–7]. For example, time-reversal (TR) invariant topological insulators (TIs) have helical boundary modes that are spin-momentum locked due to strong spin-orbit (SO) coupling and can be exploited to generate spin currents [8–10] by applying an external field. Fabrication of such TI surfaces and magnetic materials could facilitate control of magnetic domains via spin-transfer torque induced through coupling to surface spin currents [11, 12], thereby realizing a key building block of spin-based logic devices [13, 14]. Breaking TR symmetry with ferromagnetic ordering could drive the TI into a quantum anomalous Hall (QAH) insulator [15] in the two-dimensional (2D) regime, in which case TI helical edge states transform into chiral modes [16]. QAH insulators are widely studied in solid-state systems [17–24] and also ultracold atoms [25–35], both theoretically and experimentally. For a two-band SO-coupled QAH insulator, chiral edge states are spin polarized and predicted to exhibit topological spin texture in the real space, with the spin of each edge mode winding a  $2\pi$  angle over the one-dimensional (1D) closed boundary [36–39]. The topological spin texture could usher in novel applications of dissipationless edge states to spintronics [6], but is yet to be observed experimentally.

We successfully observe spin evolution on the edge of a 2D Floquet topological system, with correlated posi-

tion and spin of an edge state manifesting as topological spin texture in real space [36]. Building on previous discrete-time quantum-walk techniques for quantum simulation [40–49], we implement photonic 2D discrete-time quantum walks (2DQWs) on an inhomogeneous square lattice, which can be divided into an outer region and an inner region of  $9 \times 13$  sites. Chiral edge modes exist on the 1D closed boundary if topological phases of the inner and outer regions are distinct. In particular, we develop a technique based on real-time evolution to map out spin texture by measuring the spin polarization of an edge particle moving along the 1D closed boundary.

Here, we observe that, when a walker travels over the closed boundary, its spin evolves and winds continuously around a great circle of the Bloch sphere, realizing a winding number in real space that is linked to bulk Hamiltonian. Oppositely winding chirality is observed by controlling experimental parameters. Our experiment thus yields insight into manipulating the spin degree of freedom (DOF) through dissipationless topological edge states. Topological spin texture of chiral edge states can be applied to generate spin-polarized currents, which could have applications for versatile spintronic devices such as efficient spin generators and spin filters [36].

We commence with describing the model for our experiment. 2DQWs describe the evolution of a spin- $1/2$  particle on a 2D square lattice under repeated applications of a unitary step operation comprising spin rotation

and spin-dependent translation. Given the basis vector  $|x, y, s\rangle$ , for  $s$  the internal spin state and  $x, y$  the walker coordinates on the 2D lattice, the unitary step operator is

$$U(\boldsymbol{\theta}) = T_y R(\theta_2) T_x R(\theta_1) \quad (1)$$

for  $\boldsymbol{\theta} = (\theta_1, \theta_2)$  the parameter space and

$$R(\theta_i) = e^{-i\frac{\theta_i}{2}\sigma_y}, \quad \sigma_y = \begin{pmatrix} 0 & -i \\ i & 0 \end{pmatrix}, \quad (2)$$

a spin rotation around the  $y$  axis. Spin-dependent translation in position space is

$$T_x = \sum_x [|x+1\rangle \langle x| \otimes |\uparrow\rangle \langle \uparrow| + |x-1\rangle \langle x| \otimes |\downarrow\rangle \langle \downarrow|] \quad (3)$$

and  $T_y = T_x(x \rightarrow y)$  denotes translation in the  $y$  direction.

In terms of Floquet band theory for  $U(\theta_1, \theta_2)$ , the effective Hamiltonian in momentum space [45] is

$$H_{\text{eff}}(\boldsymbol{\theta}) = \int d^2\mathbf{k} \underbrace{[E(\mathbf{k}) \mathbf{n}(\mathbf{k}) \cdot \boldsymbol{\sigma}]}_{H_{\text{eff}}(\mathbf{k})} \otimes |\mathbf{k}\rangle \langle \mathbf{k}|, \quad (4)$$

with  $\boldsymbol{\sigma} = (\sigma_x, \sigma_y, \sigma_z)$  the Pauli matrix vector and  $\boldsymbol{\theta}$  present but notationally suppressed in  $E(\mathbf{k})$  and  $\mathbf{n}(\mathbf{k})$ . Though the Chern number of  $H_{\text{eff}}$  vanishes in the whole parameter space of  $\boldsymbol{\theta}$ , our 2DQW model is topologically non-trivial when a 3D winding number  $W$  defined in the time and momentum space is non-zero [50–55]. Here we explore the chiral edge states on the interface between two different regions with topological numbers  $W = +/ - 1$  (Fig. 1(a)), respectively, as tuned by manipulating the parameters  $\boldsymbol{\theta}$ .

As shown in Fig. 1(b), the band gap of the bulk Hamiltonian closes when  $\boldsymbol{\theta}$  is set at topological phase-transition boundaries. We denote the gap closing point in momentum space as  $\mathbf{k}^0$ . To investigate the properties of edge states, which also corresponds to the transition of the bulks from one topological phase to another, one can make the continuous approximation of the bulk Hamiltonian around the gap closing points  $\mathbf{k}^0$ . In the 2DQW model, when edge states correspond to the phase transition across the  $45^\circ$ -diagonal phase boundaries, where the gap closing points are at  $\mathbf{k}^0 = (\pm\pi/2, \mp\pi/2)$ , we obtain the approximate low-energy bulk Hamiltonian around  $\mathbf{k}^0$  as  $\tilde{H}(\mathbf{n}) = \mathbf{n} \cdot \boldsymbol{\sigma} / \text{sinc}(\theta_-)$  for  $\text{sinc}(\theta) = \sin\theta/\theta$  and, for  $\theta_{\pm} := (\theta_1 \pm \theta_2)/2$ ,

$$\mathbf{n} = \begin{pmatrix} \sin\theta_+ \delta k_x + \sin\theta_- \delta k_y \\ \sin\theta_- \frac{2 - \delta k_x^2 - \delta k_y^2}{2} - \sin\theta_+ \delta k_x \delta k_y \\ -\cos\theta_+ \delta k_x - \cos\theta_- \delta k_y \end{pmatrix} \quad (5)$$

with  $|\delta\mathbf{k}|$  the deviation from  $\mathbf{k}^0$ . Contrariwise, when corresponding to  $-45^\circ$ -diagonal phase boundaries, band-gap closing points are  $\mathbf{k}^0 \in \{(\pm\pi, 0), (0, \pm\pi)\}$ , which exchanges  $\theta_+ \leftrightarrow \theta_-$  in the approximate bulk Hamiltonian (see supplemental information [56] for details).

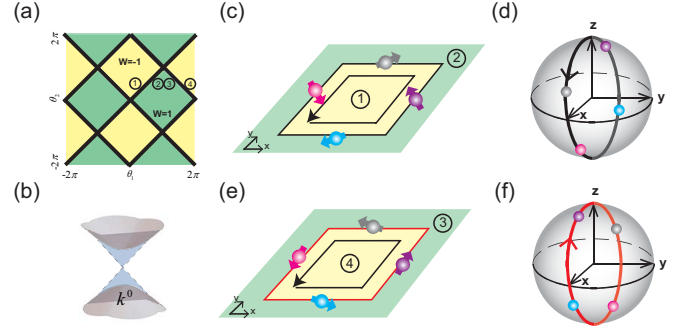


FIG. 1. Phase diagram, band structure, and sketches of spin texture for chiral edge states. (a) Phase diagram of 2DQWs in parameter space  $\boldsymbol{\theta}$ . Two distinct topological phases are present, whose winding number are  $-1$  (yellow) and  $1$  (green), respectively. Black lines denote phase boundaries. (b) Schematic band structure. When choosing  $\boldsymbol{\theta}$  at phase boundaries, the band gap closes at  $\mathbf{k}^0$  in momentum space. (c) spin texture on a rectangular edge when the inner and outer regions are ruled by  $\theta_1^{\text{in}} = \pi/6, \theta_1^{\text{out}} = 5\pi/6$ , which are represented by ① and ②, respectively.  $\theta_2^{\text{in/out}}$  are always fixed at  $\pi/2$ . Chirality of the edge states is indicated by the black arrowed line along the edge. (d) Spin winding on the Bloch sphere of the spin texture shown in (c). (e) Schematic spin texture on a rectangular edge when the inner region and outer region are ruled by  $\theta_1^{\text{in}} = 11\pi/6, \theta_1^{\text{out}} = 7\pi/6$ , represented by ④ and ③, respectively. (f) Spin winding on the Bloch sphere of the spin texture shown in (e).

The low-energy physics is captured by the massive Dirac Hamiltonian  $\tilde{H}(\mathbf{n})$ , with the mass term given by  $\sin\theta_-$  in  $n_y$ . Consider a topological 2DQW bulk that is periodic along the  $x$  direction and has open boundary in the  $y$  direction. The Dirac Hamiltonian given from Eq. (5) has a chiral symmetry  $C_x = \cos\theta_- \sigma_x + \sin\theta_- \sigma_z$  when  $\delta k_x = 0$ , with  $C_x \tilde{H} = -\tilde{H} C_x$ . Moreover, in the current experiment we shall consider that  $\theta_2 = \pm\pi/2$ , and the Dirac Hamiltonian has chiral-like symmetry satisfying  $C_x \mathcal{M}_x \tilde{H} = -\tilde{H} \mathcal{M}_x C_x$  for all  $\delta k_x$ , where  $\mathcal{M}_x$  is the spatial reflection along the  $x$  direction. Having the symmetry, the edge states on two opposite edges with  $\delta k_x = 0$  or general  $\delta k_x$  are the mutually orthogonal eigenstates of the chiral symmetry operator  $C_x$ , akin to the end states of a 1D chiral TI [36]. In the same way, the Dirac Hamiltonian with edges along any other direction in the  $x$ - $y$  plane holds either a similar chiral or chiral-like symmetry which does not involve the  $\sigma_y$  spin component. Then the low-energy edge states are always polarized in the  $\sigma_x$ - $\sigma_z$  plane. For edge states of higher energy, low-energy Hamiltonian is not valid, and the spin polarization does not strictly lie in  $\sigma_x$ - $\sigma_z$  plane (see details in Supplemental Material [56]).

Experimentally, we measure the spin texture on the rectangular edge in two settings of parameters with  $\theta_2 = \pi/2$  shown in Figs. 1(c,e). In both settings, the topological invariants of the inner and outer bulks are set to be  $W = -1$  and  $W = 1$ , respectively, which guarantees the

existence of two anticlockwise-moving edge states in each case. Governed by different low-energy bulk Hamiltonians, the spin polarization on the outer and inner sides of the edge is different and can be measured independently. Here we only focus on the spin texture of the outer edge, but similar analysis pertains for spin on the inner edge. For the setting in Fig. 1(c), the Hamiltonians of the outer bulks have the chiral-like symmetry with  $C_x = \cos \frac{\pi}{6} \sigma_x + \sin \frac{\pi}{6} \sigma_z$  for the edges along  $x$  direction and  $C_y = \cos \frac{2\pi}{3} \sigma_x + \sin \frac{2\pi}{3} \sigma_z$  for the edges along  $y$  direction. Similarly, for the setting in Fig. 1(e), we have  $C_x = \cos \frac{5\pi}{6} \sigma_x + \sin \frac{5\pi}{6} \sigma_z$  and  $C_y = \cos \frac{\pi}{3} \sigma_x + \sin \frac{\pi}{3} \sigma_z$ , where the sign of  $\sigma_x$  gets flipped. Define spin winding  $w^s$  as the winding of a walker's spin on the Bloch sphere when the walker encircles a loop along the closed edge in the position space (see Figs. 1(c,e)). The two settings have opposite  $w^s$  as shown in Fig. 1(d) and 1(f).

In our experiment, we measure spin polarization of a walker travelling over a  $9 \times 13$  sized closed rectangular edge in real space. Here we devise a laser pulse coherently distributed into different temporal modes after repeatedly going through a nested fiber-loop setup (Fig. 2(a)) to simulate a quantum walk on a periodic square lattice. The walker's spin DOF is manifested by the laser-pulse optical polarization with spin up (down) represented by horizontal (vertical) polarization. Elements of one walking step (1), namely  $R(\theta_1)$ ,  $T_x$ ,  $R(\theta_2)$ , and  $T_y$ , are implemented successively by a fast-switching electro-optic modulator (EOM), a polarization-dependent (PD) optical delay, a half-wave plate (HWP) and another PD optical delay. The operation  $R(\theta_1)$  of the first step is incorporated into the initial polarization preparation. All optical elements are finely tuned, and decoherence is negligible due to the stability of the optical delays in a single round of the experiment (about 30us).

After loops of travelling, laser pulses split off from the initial laser pulse are attenuated to the single-photon level and are coupled out passively by a 3%-reflectivity beam splitter for measurement. The measurement consists of reading out spin polarization and tagging the arrival time of each pulse. Each photon's polarization is measured in  $\sigma_{x,y,z}$  basis by a set comprising a HWP, a quarter-wave plate (QWP) and a polarization beam splitter (PBS). Arrival time is recorded by single-photon detectors of time resolution 50 ps with the assistance of an acoustic-optical modulator (AOM) serving as an optical switch to remove undesired pulses.

To effectively implement inhomogeneous 2D quantum walk with a rectangular edge (Fig. 2(b)), the mapping between temporal axis and spatial coordinate must be established. The nearest two time bins separated by 1.49 ns correspond to two sites in the same column with a difference of 2 in the  $y$  axis; similarly, two sequences of time bins separated by 33.16 ns represent two columns with a distance of 2 lattice sites in the  $x$  axis. Compared with the previous experiment [45], apart from edges along the

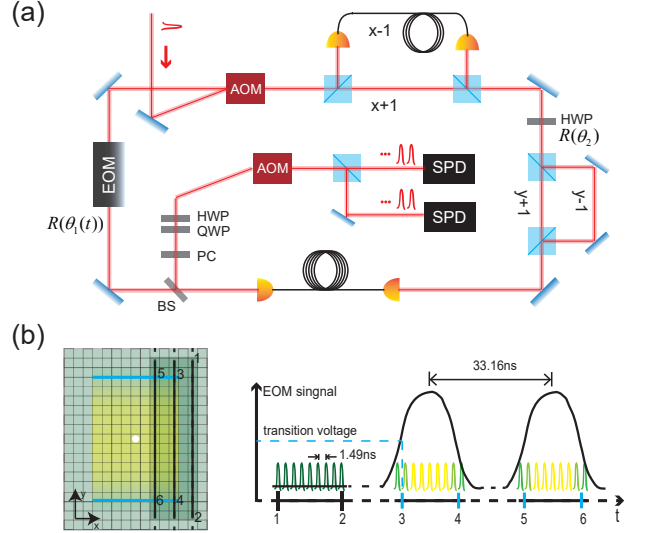


FIG. 2. Experimental realization of 2DQWs with a rectangular edge. (a) Experimental setup. An 895 nm laser pulse with 30 ps pulse width is coupled into the main optical loop of by an AOM. This pulse evolves into a pulse sequence after going through a 6 m PD fiber delay, a HWP, a 45 cm free-space optical delay, and a fast-switching EOM successively and repeatedly. The pulse sequence is coupled out by a beam splitter, projected in the  $\sigma_{x,y,z}$  bases and measured by single photon detectors (SPDs). PC: phase compensator. (b) Mapping between the position space and the temporal space. The walker's evolution in green (outer) and yellow (inner) regions belongs to distinct topological phases. The coordinate of the white point is (0,0). Guided by markers 1–6, each time bin finds its correspondence in position space and is also colored in green or yellow accordingly. A modulated voltage is applied on the EOM to implement effective  $R(\theta_1^{\text{in(out)}})$  for yellow (green) time bins. Blue lines denote two edges parallel to the  $x$  axis. The rising and falling edge of EOM signal is about 6 ns.

$y$  axis, we also need to create edges along the  $x$  direction (blue lines), for which the complicated modulation with fast voltage switching between adjacent time bins of different  $y$  coordinates is desired. Given the rising and falling time of our EOM (4 ns), the voltage change can be finished within 3 time intervals of 1.49 ns, and therefore, along the  $x$  direction a blunt edge across several sites can be constructed. Taking the shadowed region in the left panel of Fig. 2(b) as an example, depending on which region the time bins belong to, voltages either related to  $R(\theta_1^{\text{in}})$  or  $R(\theta_1^{\text{out}})$  are applied on the EOM (guided by markers 1–6). Time-dependent EOM signals need to be modulated and precisely aligned.

Here we present experimental results for parameters with  $\theta_1^{\text{in}} = \pi/6$ ,  $\theta_1^{\text{out}} = 5\pi/6$  and  $\theta_2^{\text{in/out}} = \pi/2$ . The walker is initialized on the edge, and its spin is tuned to ensure the initial state has prominent overlap with edge states with  $E \approx 0$ , while the wave packet in general is a super-

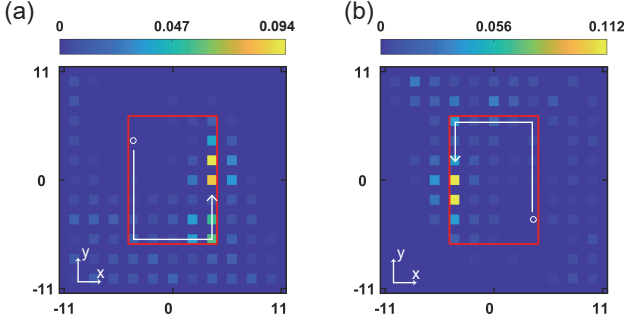


FIG. 3. Measured 2DQW probability distributions after 28 steps when  $\theta_1^{\text{in}} = \pi/6$ ,  $\theta_1^{\text{out}} = 5\pi/6$  and  $\theta_2^{\text{in/out}} = \pi/2$ . (a) and (b) are the results of a walker starting at  $(-4,4)$  and  $(4,-4)$ , marked by white circles, with spin initially polarized in V and H, respectively. A  $9 \times 13$  sized red rectangle centered at the origin shows the ideal boundary. White-arrow lines denote the evolution direction of the wave packet. Joining the paths in (a) and (b), the walker go around the whole boundary.

position of many edge states of different quasi-momenta. The superposition components from high-energy states do not have strict chiral-like symmetry and have out-of-plane spin polarization which, interestingly, can be inherently canceled out (see details in Supplementary Material [56]). The walker's wave function diffuses into the 2D lattice after several walking steps. However, with a probability about 0.3, the walker is found to keep moving along the edge anti-clockwise, which can be regarded as edge states. The walker's probability distribution on the lattice after 28 walking steps are shown in Fig. 3. Combining the evolution path in both Fig. 3(a,b), the walker encircle the whole  $9 \times 13$  rectangular edge. To describe the similarity between the measured probability distribution and theoretically simulated distribution, similarity is defined as  $S = \sum_{x,y} \sqrt{P_{\text{th}}(x,y)P_{\text{exp}}(x,y)}$ . For the measured  $P_{\text{exp}}(x,y)$  shown in Fig. 3(a,b), their similarities are  $0.943 \pm 0.003$  and  $0.938 \pm 0.003$ , respectively.

As the walker moves along the boundary, its spin polarization evolves. As depicted in Fig. 4(a), anti-symmetric spin texture is observed experimentally, namely that spin is approximately polarized in the opposite direction for the walker going through two positions  $(x,y)$  and  $(-x,-y)$  on the edge. For clarity, we expand the rectangular edge into a 1D chain that starts from the lower left corner  $(-5,-7)$ , proceeds to the lower right corner  $(5,-7)$ , then follows the edge, and finally returns back to coordinate  $(-5,-7)$ , shown as the horizontal axis of Fig. 4(b). From the expanded edge, we sample 24 positions, with two neighbouring ones having a spacing of 2 (See supplemental information [56] for details). Measured spin polarizations in the  $\sigma_{x,y,z}$  basis vs those sampled positions are plotted in Fig. 4(b). The numerical simulation is obtained by analyzing the edge state of the effective 2DQW Hamiltonian on a  $23 \times 23$  2D lattice with

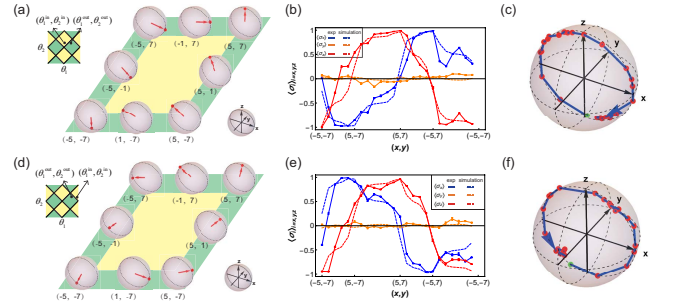


FIG. 4. Measured spin texture  $\langle \sigma \rangle$  of spin on the edge and spin evolution on the Bloch sphere. (a) Measured spin texture on the edge when  $\theta_1^{\text{in}} = \pi/6$  and  $\theta_1^{\text{out}} = 5\pi/6$ . The 2D lattice is divided into inner (yellow) and outer (green) regions, with  $W^{\text{in}} = 1$  and  $W^{\text{out}} = -1$ , respectively. Measured spin polarization of the walker going through some typical positions on the edge are depicted as points on the Bloch sphere and directed by red vectors from the origin. The coordinates of the selected positions are labeled beside. (b) Measured  $\langle \sigma_x \rangle, \langle \sigma_y \rangle, \langle \sigma_z \rangle$  of the walker's spin vs the walker's positions on the expanded edge. Numerically simulated results are plotted with dashed lines, and points with error bars denote experimentally measured values. (c) Spin evolution along the edge shown on the Bloch sphere. Reconstructed spin by pairs of  $(\langle \sigma_x \rangle, \langle \sigma_y \rangle, \langle \sigma_z \rangle)$  in (b) are plotted as red points, except for the position  $(-5,-7)$ , whose spin is colored in green. All spin points are connected by a blue arrowed line to indicate the spin evolution direction. (d)-(f) Experimental results as those in (a)-(c) for 2DQWs when  $\theta_2^{\text{in/out}} = \pi/2$  and  $\theta_1^{\text{in}} = 11\pi/6$ ,  $\theta_1^{\text{out}} = 7\pi/6$ .

a  $9 \times 13$ -sized topologically distinct region inside. Experimentally measured values match well with simulated ones overall, where  $\langle \sigma_y \rangle$  vanishes along the whole edge. The main sources of imperfections in our experiments arise from deviations in calibrating optical delay and aligning the EOM signal.

Using state tomography, we reconstruct the spin state from each set of means  $\langle \sigma \rangle$  obtained by measurements. In Fig. 4(c), the reconstructed spin states obtained from measured expectation values shown in Fig. 4(b) are represented by points almost on the Bloch sphere. Those points are connected by a blue line in the order that their spatial coordinates are arranged on the expanded 1D chain. When a walker goes through a closed path along the edge anti-clockwise, its spin polarization also winds a loop along a great circle of the Bloch sphere. The area subtended by the spin evolution loop in Fig. 4(c) is close to a hemisphere (covering the point  $(0,1,0)$ ) with resultant solid angle of  $2\pi(0.992 \pm 0.017)$  sr.

We further perform measurements with  $\theta_1^{\text{in}} = 11\pi/6$ ,  $\theta_1^{\text{out}} = 7\pi/6$ , and  $\theta_2^{\text{in/out}} = \pi/2$ . Similar probability distributions after 28 steps of 2DQWs in Fig. 3 are measured and can be found in supplemental material [56]. The spin texture on the outer edge is presented in Fig. 4(d). Accordingly, the measured  $\langle \sigma \rangle$  of the spin on the edge

is shown in Fig. 4(e), with the spin polarization being almost oppositely projected in the  $\sigma_x$  basis compared to that in Fig. 4(b). Thus, the winding direction of the spin evolution on the Bloch sphere is also opposite (Fig. 4(f)). The area enclosed by the spin-evolution loop, with the point (0,1,0) being covered, corresponds to a solid angle of  $2\pi(0.998 \pm 0.030)$ . This phenomenon agrees with our prediction as mentioned earlier. To see whether the spin texture depends on the geometry of the edge, inhomogeneous 2DQWs with a  $17 \times 13$  rectangular boundary are implemented. Similar results that  $\langle \sigma_y \rangle$  vanishes and spin polarization changes whenever the walker runs into the corners of the rectangular edge are observed.

In summary, we have reported the observation of real-space topological spin texture of chiral edge states in a Floquet topological system simulated with photonic 2DQWs. The edge-spin texture in real space also reflects spin-orbit coupling in that the spin changes whenever the walker changes local conducting direction, like turning a corner. Further, we demonstrated control of topology of the edge-spin textures by varying parameters. Our observation of manipulating spin-polarization dynamics by means of varying bulk Hamiltonian parameters shows that, aside from known bulk-edge correspondence connecting bulk topology and the number of edge states, the edge-state spin texture corresponds to the topology of the bulk Dirac Hamiltonian. We note that, whereas real topological materials could be complicated compared with our Floquet 2DQW model, our results could inspire new spintronic applications with topology-based devices.

We thank J.Y. Zhang, X.L. Wang, H.T. Wang, W.W. Zhang and W. Lin for helpful discussions, and the anonymous referees for insightful comments and very constructive suggestions. This work is supported by the Chinese Academy of Sciences, the Science and Technology Commission of Shanghai Municipality, the National Key R&D Program of China (Grant No. 2021YFA1400900), National Natural Science Foundation of China (Grants No. 11825401, No. 11675164), the Open Project of Shenzhen Institute of Quantum Science and Engineering (Grant No. SIQSE202003), and the Strategic Priority Research Program of the Chinese Academy of Science (Grant No. XDB28000000).

---

\* These authors contributed equally to this work.

† eidos@ustc.edu.cn

‡ xiongjunliu@pku.edu.cn

§ sandersb@ucalgary.ca

- [1] M. Z. Hasan and C. L. Kane, *Rev. Mod. Phys.* **82**, 3045 (2010).
- [2] X.-L. Qi and S.-C. Zhang, *Rev. Mod. Phys.* **83**, 1057 (2011).
- [3] Y. Fan and K. L. Wang, *SPIN* **06**, 1640001 (2016).
- [4] D. Pesin and A. H. MacDonald, *Nature Mater.* **11**, 409 (2012).
- [5] L. Šmejkal, T. Jungwirth, and J. Sinova, *Phys. Status Solidi Rapid Res. Lett.* **11**, 1700044 (2017).
- [6] L. Šmejkal, Y. Mokrousov, B. Yan, and A. H. MacDonald, *Nat. Phys.* **14**, 242 (2018).
- [7] J.-C. Rojas-Sánchez, S. Oyarzún, Y. Fu, A. Marty, C. Vergnaud, S. Gambarelli, L. Vila, M. Jamet, Y. Ohnishi, A. Taleb-Ibrahimi, P. Le Fèvre, F. Bertran, N. Reyren, J.-M. George, and A. Fert, *Phys. Rev. Lett.* **116**, 096602 (2016).
- [8] S. Murakami, N. Nagaosa, and S.-C. Zhang, *Science* **301**, 1348 (2003).
- [9] J. Sinova, D. Culcer, Q. Niu, N. A. Sinitsyn, T. Jungwirth, and A. H. MacDonald, *Phys. Rev. Lett.* **92**, 126603 (2004).
- [10] J. Sinova, S. O. Valenzuela, J. Wunderlich, C. H. Back, and T. Jungwirth, *Rev. Mod. Phys.* **87**, 1213 (2015).
- [11] A. R. Mellnik, J. S. Lee, A. Richardella, J. L. Grab, P. J. Mintun, M. H. Fischer, A. Vaezi, A. Manchon, E.-A. Kim, N. Samarth, and D. C. Ralph, *Nature* **511**, 449 (2014).
- [12] Y. Wang, P. Deorani, K. Banerjee, N. Koirala, M. Brahlek, S. Oh, and H. Yang, *Phys. Rev. Lett.* **114**, 257202 (2015).
- [13] I. Žutić, J. Fabian, and S. Das Sarma, *Rev. Mod. Phys.* **76**, 323 (2004).
- [14] S. A. Wolf, D. D. Awschalom, R. A. Buhrman, J. M. Daughton, S. von Molnár, M. L. Roukes, A. Y. Chtchelkanova, and D. M. Treger, *Science* **294**, 1488 (2001).
- [15] F. D. M. Haldane, *Phys. Rev. Lett.* **61**, 2015 (1988).
- [16] C.-X. Liu, S.-C. Zhang, and X.-L. Qi, *Annu. Rev. Condens. Matter Phys.* **7**, 301 (2016).
- [17] X.-L. Qi, Y.-S. Wu, and S.-C. Zhang, *Phys. Rev. B* **74**, 045125 (2006).
- [18] C.-X. Liu, X.-L. Qi, X. Dai, Z. Fang, and S.-C. Zhang, *Phys. Rev. Lett.* **101**, 146802 (2008).
- [19] R. Yu, W. Zhang, H.-J. Zhang, S.-C. Zhang, X. Dai, and Z. Fang, *Science* **329**, 61 (2010).
- [20] C.-Z. Chang, J. Zhang, X. Feng, J. Shen, Z. Zhang, M. Guo, K. Li, Y. Ou, P. Wei, L.-L. Wang, Z.-Q. Ji, Y. Feng, S. Ji, X. Chen, J. Jia, X. Dai, Z. Fang, S.-C. Zhang, K. He, Y. Wang, L. Lu, X.-C. Ma, and Q.-K. Xue, *Science* **340**, 167 (2013).
- [21] A. J. Bestwick, E. J. Fox, X. Kou, L. Pan, K. L. Wang, and D. Goldhaber-Gordon, *Phys. Rev. Lett.* **114**, 187201 (2015).
- [22] Y. Deng, Y. Yu, M. Z. Shi, Z. Guo, Z. Xu, J. Wang, X. H. Chen, and Y. Zhang, *Science* **367**, 895 (2020).
- [23] H. Deng, Z. Chen, A. Wołoś, M. Konczykowski, K. Sobczak, J. Sitnicka, I. V. Fedorchenko, J. Borysiuk, T. Heider, L. Pluciński, K. Park, A. B. Georgescu, J. Cano, and L. Krusin-Elbaum, *Nat. Phys.*, 1 (2020).
- [24] H. Sun, B. Xia, Z. Chen, Y. Zhang, P. Liu, Q. Yao, H. Tang, Y. Zhao, H. Xu, and Q. Liu, *Phys. Rev. Lett.* **123**, 096401 (2019).
- [25] C. Wu, *Phys. Rev. Lett.* **101**, 186807 (2008).
- [26] X.-J. Liu, X. Liu, C. Wu, and J. Sinova, *Phys. Rev. A* **81**, 033622 (2010).
- [27] X.-J. Liu, K. T. Law, and T. K. Ng, *Phys. Rev. Lett.* **112**, 086401 (2014).
- [28] W. Zheng and H. Zhai, *Phys. Rev. A* **89**, 061603 (2014).
- [29] G. Jotzu, M. Messer, R. Desbuquois, M. Lebrat, T. Uehlinger, D. Greif, and T. Esslinger, *Nature* **515**, (2012).

- 237 (2014).
- [30] M. Aidelsburger, M. Lohse, C. Schweizer, M. Atala, J. T. Barreiro, S. Nascimbène, N. R. Cooper, I. Bloch, and N. Goldman, *Nat. Phys.* **11**, 162 (2015).
  - [31] Z. Wu, L. Zhang, W. Sun, X.-T. Xu, B.-Z. Wang, S.-C. Ji, Y. Deng, S. Chen, X.-J. Liu, and J.-W. Pan, *Science* **354**, 83 (2016).
  - [32] N. Goldman, J. C. Budich, and P. Zoller, *Nat. Phys.* **12**, 639 (2016).
  - [33] B.-Z. Wang, Y.-H. Lu, W. Sun, S. Chen, Y. Deng, and X.-J. Liu, *Phys. Rev. A* **97**, 011605 (2018).
  - [34] W. Sun, C.-R. Yi, B.-Z. Wang, W.-W. Zhang, B. C. Sanders, X.-T. Xu, Z.-Y. Wang, J. Schmiedmayer, Y. Deng, X.-J. Liu, S. Chen, and J.-W. Pan, *Phys. Rev. Lett.* **121**, 250403 (2018).
  - [35] W. Sun, B.-Z. Wang, X.-T. Xu, C.-R. Yi, L. Zhang, Z. Wu, Y. Deng, X.-J. Liu, S. Chen, and J.-W. Pan, *Phys. Rev. Lett.* **121**, 150401 (2018).
  - [36] J. Wu, J. Liu, and X.-J. Liu, *Phys. Rev. Lett.* **113**, 136403 (2014).
  - [37] R.-X. Zhang, H.-C. Hsu, and C.-X. Liu, *Phys. Rev. B* **93**, 235315 (2016).
  - [38] P. M. Perez-Piskunow and S. Roche, *Phys. Rev. Lett.* **126**, 167701 (2021).
  - [39] Y. Tan, Z.-H. Huang, and X.-J. Liu, “Edge geometric phase mechanism for second-order topological insulator and superconductor,” arXiv:2106.12507 [cond-mat].
  - [40] T. Kitagawa, M. S. Rudner, E. Berg, and E. Demler, *Phys. Rev. A* **82**, 033429 (2010).
  - [41] T. Kitagawa, *Quantum Inf Process* **11**, 1107 (2012).
  - [42] A. Schreiber, A. Gábris, P. P. Rohde, K. Laiho, M. Štefáňák, V. Potoček, C. Hamilton, I. Jex, and C. Silberhorn, *Science* **336**, 55 (2012).
  - [43] A. Crespi, R. Osellame, R. Ramponi, V. Giovannetti, R. Fazio, L. Sansoni, F. De Nicola, F. Sciarrino, and P. Mataloni, *Nat. Photonics* **7**, 322 (2013).
  - [44] E. Flurin, V. V. Ramasesh, S. Hacoheh-Gourgy, L. S. Martin, N. Y. Yao, and I. Siddiqi, *Phys. Rev. X* **7**, 031023 (2017).
  - [45] C. Chen, X. Ding, J. Qin, Y. He, Y.-H. Luo, M.-C. Chen, C. Liu, X.-L. Wang, W.-J. Zhang, H. Li, L.-X. You, Z. Wang, D.-W. Wang, B. C. Sanders, C.-Y. Lu, and J.-W. Pan, *Phys. Rev. Lett.* **121**, 100502 (2018).
  - [46] B. Wang, T. Chen, and X. Zhang, *Phys. Rev. Lett.* **121**, 100501 (2018).
  - [47] S. Barkhofen, L. Lorz, T. Nitsche, C. Silberhorn, and H. Schomerus, *Phys. Rev. Lett.* **121**, 260501 (2018).
  - [48] K. Wang, X. Qiu, L. Xiao, X. Zhan, Z. Bian, W. Yi, and P. Xue, *Phys. Rev. Lett.* **122**, 020501 (2019).
  - [49] S. Weidemann, M. Kremer, T. Helbig, T. Hofmann, A. Stegmaier, M. Greiter, R. Thomale, and A. Szameit, *Science* **368**, 311 (2020).
  - [50] M. S. Rudner, N. H. Lindner, E. Berg, and M. Levin, *Phys. Rev. X* **3**, 031005 (2013).
  - [51] T. Groh, S. Brakhane, W. Alt, D. Meschede, J. K. Asbóth, and A. Alberti, *Phys. Rev. A* **94**, 013620 (2016).
  - [52] L. J. Maczewsky, J. M. Zeuner, S. Nolte, and A. Szameit, *Nat. Commun.* **8**, 13756 (2017).
  - [53] S. Mukherjee, A. Spracklen, M. Valiente, E. Andersson, P. Öhberg, N. Goldman, and R. R. Thomson, *Nat. Commun.* **8**, 13918 (2017).
  - [54] L. Zhang, L. Zhang, and X.-J. Liu, *Phys. Rev. Lett.* **125**, 183001 (2020).
  - [55] K. Wintersperger, C. Braun, F. N. Ünal, A. Eckardt, M. D. Liberto, N. Goldman, I. Bloch, and M. Aidelsburger, *Nat. Phys.* **16**, 1058 (2020).
  - [56] See Supplemental Material for more information about the low-energy Hamiltonian, the origin of the spin texture of edge states from the symmetry analysis, and the breaking down of in-plane spin texture in the high-energy regime. Experimental details and extended data figures are also included in Supplemental Material.