
MUTUAL INFLUENCE BETWEEN LANGUAGE AND PERCEPTION IN MULTI-AGENT COMMUNICATION GAMES

A PREPRINT

Xenia Ohmer*

Michael Marino

Michael Franke†

Peter König†

Institute of Cognitive Science
University of Osnabrück
Wachsbleiche 27, 49090 Osnabrück

July 14, 2022

ABSTRACT

Language interfaces with many other cognitive domains. This paper explores how interactions at these interfaces can be studied with deep learning methods, focusing on the relation between language emergence and visual perception. To model the emergence of language, a sender and a receiver agent are trained on a reference game. The agents are implemented as deep neural networks, with dedicated vision and language modules. Motivated by the mutual influence between language and perception in cognition, we apply systematic manipulations to the agents’ (i) visual representations, to analyze the effects on emergent communication, and (ii) communication protocols, to analyze the effects on visual representations. Our analyses show that perceptual biases shape semantic categorization and communicative content. Conversely, if the communication protocol partitions object space along certain attributes, agents learn to represent visual information about these attributes more accurately. Finally, an evolutionary analysis suggests that visual representations may have evolved in part to facilitate the communication of environmentally relevant distinctions. Aside from accounting for co-adaptation effects between language and perception, our results point out ways to modulate and improve visual representation learning and emergent communication in artificial agents.

1 Introduction

Language is not an isolated system. Language is grounded in the physical world and serves to coordinate and achieve common objectives (Lewis, 1969; Clark, 1992). Under this functional perspective, it becomes obvious that language interfaces with many areas of cognition, among others, perception, action and embodiment, and social cognition (Bisk et al., 2020). To understand the origins and evolution of language it is important to take these connections into account. In this paper, we demonstrate how deep learning models of interactive language emergence can be used to study the relationship between language and other areas of cognition, focusing on the interface between language and visual perception.

Deep neural networks (DNNs), even though originally developed for engineering purposes, have been used to study human cognition in various fields. In terms of language emergence and language evolution, simulations with neural network agents have been used to model, for example, the emergence of color naming systems (Chaabouni, Kharitonov, Dupoux, & Baroni, 2021; Kågebäck, Carlsson, Dubhashi, & Sayeed, 2020), contact linguistic phenomena (Harding Graesser, Cho, & Kiela, 2019), the emergence of word learning biases (Ohmer, König, & Franke, 2020; Portelance, Frank, Jurafsky, Sordani, & Laroche, 2021), or the emergence of compositional structure (e.g., Choi, Lazaridou, & de Freitas, 2018; Li & Bowling, 2019; Ren, Guo, Labeau, Cohen, & Kirby, 2020). In terms of visual perception and representation learning, DNNs have been used to model brain activations in the visual cortex (e.g., Khaligh-Razavi & Kriegeskorte, 2014; Kriegeskorte, 2015; Cichy, Khosla, Pantazis, Torralba, & Oliva, 2016) and judgments of image similarity (Jozwik, Kriegeskorte, Storrs, & Mur, 2017; Peterson, Abbott, & Griffiths, 2018). Our

*Corresponding author. Email: xenia.ohmer@uni-osnabrueck.de

†Shared senior authorship. Authors contributed equally.

work extends existing research by studying *interactions* between language emergence and visual representation learning in neural network agents.

In human cognition, the influence between language and perception is bidirectional. The formation of linguistic expressions is strongly influenced by perception, not only for concrete concepts like colors (Regier, Kay, & Khetarpal, 2007) but also abstract ones (Lakoff & Johnson, 1980). Similarly, the effects of language on perception can be observed for high-level cognitive processes such as recognition as well as low-level processes such as discrimination and detection (Lupyan, Rahman, Boroditsky, & Clark, 2020). In particular, language manipulates judgments of perceptual similarity by imposing categorical structure (Kay & Kempton, 1984). We aim to analyze such bidirectional influences systematically, by studying the effects of variations in visual representations on emergent communication and vice versa.

More precisely, this paper looks at three questions: (i) how does perceptual bias affect language emergence, (ii) how does exposure to a particular linguistic input influence perceptual representations, and relatedly (iii) could perceptual representations have been shaped by an evolutionary pressure to successfully communicate environmentally relevant distinctions. We use a conventional language emergence setup with two agents, a sender and a receiver, playing a reference game, based on the signaling game originally developed by Lewis (1969). The sender sees a target object and sends a message to the receiver. Using that message, the receiver tries to identify the target among a set of distractor objects. The agents have a vision module to process input images, and a language module to generate (sender) or interpret (receiver) messages. In line with many existing models (e.g., Havrylov & Titov, 2017; Rodríguez Luna, Ponti, Hupkes, & Bruni, 2020; Lazaridou, Potapenko, & Tieleman, 2020), the vision modules are implemented as pretrained convolutional neural networks (CNNs) and the language modules as recurrent neural networks (RNNs). The following three paragraphs enlarge on how this setup is adjusted to address each question.

(i) To study the influence of perception on language, we design agents with different visual biases, such that object representations vary between agents. We fix these biases and combine different agents to quantify differences in the emergent communication protocols. Given that concept formation in humans depends on perceptual similarity (Sloutsky, 2003), our manipulations target the similarity relationships between object representations. By applying a method called *relational label smoothing* to the CNN pre-training (Marino, Nieters, Heidemann, & Hertzberg, 2021) we modify the class labels, such that for different conditions the resulting representational similarities between objects vary. Thereby, we can test how language groundedness is influenced by these differences, and how certain perceptual predispositions can benefit communication.

(ii) To study the influence of language on perception, we allow agents to adapt their visual representations (CNN weights) while playing the communication game. We measure how perception adapts to fixed languages in language learning, or to different communication partners in language emergence. To analyze changes in perception we again rely on similarity relationships between visual representations. Several studies concerning categorical perception have shown that language affects perceptual similarity (Lupyan et al., 2020). Moreover, developing a system of similarity relationships along *relevant* perceptual dimensions (e.g., color, shape, magnitude, texture) is a major achievement in child development (Smith, 1989). In our case, relevance is determined by the communication game. Thus, our setup not only allows us to study how language influences perceptual similarity but also how a system of similarity relationships with respect to task-relevant dimensions can evolve via communication.

(iii) Finally, an evolutionary analysis explores the hypothesis that natural selection may have favored perceptual representations that facilitate communication about relevant aspects of the environment. Perceptual representations evolve to increase an organism’s fitness in a certain environment (e.g., Geisler, 2008). It stands to reason that, in humans, successful communication between group members has contributed to evolutionary fitness, for example by facilitating social organization and knowledge transfer. For our analysis, we use the game-theoretic concept of evolutionary stability (Maynard Smith, 1974). As in (i), we consider agents with different, fixed perceptual biases. We train an extensive variety of agent combinations on the reference game and interpret the achieved rewards as an indication of relative fitness. Stable state analysis is used to test whether particular predispositions prevail in a process of natural selection.

The remainder of the paper is structured as follows. Section 2 gives a short overview of related work on language emergence. Section 3 provides details about the game and agent design, and Section 4 about the training and evaluation procedures. Section 5 presents our results for each of the three analyses discussed above. Section 6 critically assesses these results and Section 7 discusses our approach in the larger context of studying interactions between language and general cognition with deep multi-agent communication games.

2 Related work

Communication games have been used to study the emergence and evolution of language theoretically (Crawford & Sobel, 1982), experimentally (Crawford, 1998; Blume, DeJong, Kim, & Sprinkle, 1998), and computationally (Kirby, 2002). Artificial intelligence (AI) research has also emphasized the importance of learning to communicate through interaction for developing agents that can coordinate with other, possibly human agents in a goal-directed and intelligent way (e.g., Mikolov, Joulin, & Baroni, 2015). It has been shown that by playing communication games, artificial (robotic) agents can self-organize symbolic systems that are grounded in sensorimotor interactions with the world and other agents (e.g., Steels, 1998, 2001; Steels & Belpaeme, 2005; Bleys, Loetzsch, Spranger, & Steels, 2009). For example, in a case study with color stimuli, simulated agents established color categories and labels by playing a (perceptual) discrimination game, paired with a color reference game (Steels & Belpaeme, 2005). Bleys et al. (2009) extended these findings to robotic agents, demonstrating that successful color naming systems emerge in spite of differences in the agents’ perspective. These studies are mainly interested in how a categorical repertoire can become sufficiently shared among the members of a population to allow for successful communication. Our analyses, in contrast, assume that successful communication will emerge, and focus on how visual representations and language shape each other.

Over the past years, research using communication games to study language emergence in DNN agents has been gaining popularity (Lazaridou & Baroni, 2020). Some of these models skip any form of perceptual processing by using symbolic input data (e.g., Bouchacourt & Baroni, 2019; Kharitonov & Baroni, 2020; Chaabouni, Kharitonov, Bouchacourt, Dupoux, & Baroni, 2020). Even though other models implement a visual processing system and work with image data (e.g., Lazaridou, Peysakhovich, & Baroni, 2017; Havrylov & Titov, 2017), they have rarely been used to explore the relation between language and visual perception. Notably, Rodríguez Luna et al. (2020) examined the effects of natural differences in object appearance (such as frequency, position, and luminosity) on emergent communication. Apart from that, Bouchacourt and Baroni (2018) measured the alignment between agents’ internal representations and conceptual input properties to determine whether emergent language captures such properties or relies on low-level pixel information. Still, these models usually extract object representations from fixed, pre-trained CNNs. As a result, they make claims about how the emergent language relates to the input, not the visual perception of that input. In our work, we exploit the flexibility of modern setups and introduce systematic variations in the agents’ visual processing, such that we can establish a relationship between differences in visual processing and differences in emergent protocols.

3 Methods

3.1 Data set

We use the *3dshapes* data set (Burgess & Kim, 2018). The data set contains images of 3D shapes in an abstract room, generated from six latent factors, which can vary independently: floor color (10 values), wall color (10 values), object color (10 values), object scale (8 values), object shape (4 values), and object orientation (15 values). We use a subset of four different object colors (red, turquoise, purple, yellow), and four different object scales (equally spaced from smallest to largest); amounting to 96000 different images. For our purpose, we define objects by color, scale, and shape of the geometric shape, such that there are $4^3 = 64$ different objects. The term “object” refers to an object class, such as “tiny red cube”, with each image representing an instance of such an object. Consequently, if we say that two agents see the same object, e.g., a tiny red cube, they both see an object that agrees on the relevant attributes (object color, object scale, and object shape), but not necessarily on the irrelevant ones (floor color, wall color, object orientation), e.g., they might both see a tiny red cube, one against a yellow wall and another against a green wall. Similarly, when we say that two objects are different, they differ in at least one of the relevant attributes but may agree on all irrelevant ones.

3.2 Communication game

Two agents, sender S and receiver R , play a reference game where one round of the game proceeds as follows:

1. A random object is selected as the target.
2. S sees an image of the target, and produces a message. Messages have length L and consist of a sequence of symbols (s_1, \dots, s_L) from vocabulary $V = \{0, \dots, |V| - 1\}$.
3. R sees a possibly different image of the target and additionally k random distractor images, showing other objects. Based on the message from S , R tries to select the image showing the target.
4. If R succeeds, both agents receive a positive reward, $r = 1$, otherwise they receive zero reward, $r = 0$.

Three attributes—color, size, and shape—define what we call “object”. Sender and receiver see potentially different images of the same target object, while the distractor images show different objects. Consequently, it lies in the nature of this game, that *conceptually relevant* (i.e. class-defining) attributes and *task-relevant* attributes coincide.

3.3 Model

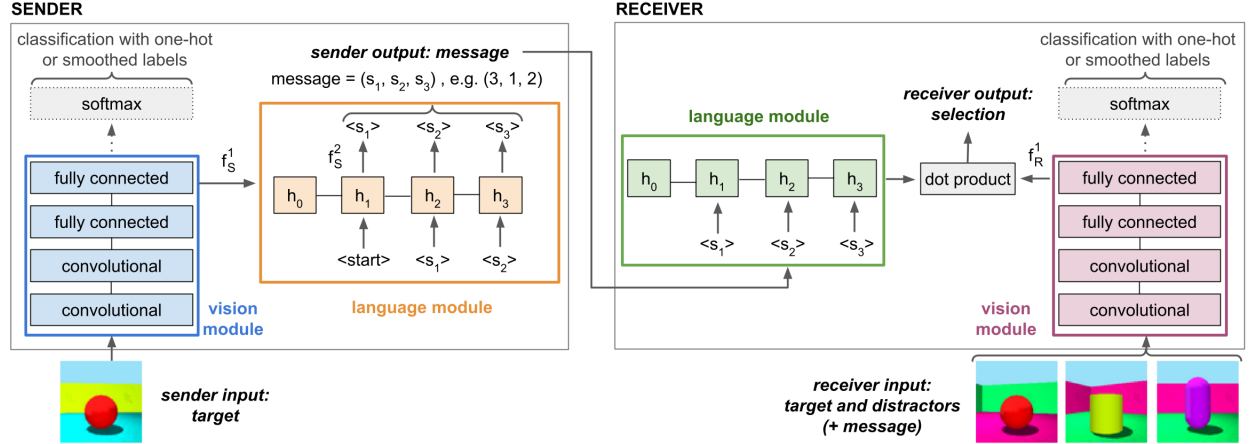


Figure 1: Schematic visualization of sender and receiver architecture and their interaction in one round of the reference game. The sender takes an image of the target object as input. The image is processed by the sender’s vision module and the resulting activations are used to initialize the hidden state, h_0 , of the sender’s language module. The initial input to the sender’s language module, $\langle \text{start} \rangle$, is a zero vector of the same dimensionality as the symbol embeddings, and at each time step a symbol is sampled from its output distribution. The generated message is processed by the receiver’s language module. Simultaneously, the receiver’s vision module processes the images of the target and the distractor images. The final selection probability is proportional to the dot product between the receiver’s final hidden state and the image embeddings.

The model components and their interactions in the communication game are shown in Figure 1. Sender and receiver each have a vision module to process images, i , and a language module to generate (sender) or process (receiver) discrete messages, m . The sender maps the input image to a probability distribution over messages, $\pi_S(m | i)$, by sequentially generating a probability distribution across symbols conditioned on the symbols produced so far. The receiver maps the input message onto a probability distribution over (target and distractor) images, $\pi_R(i | m)$. These distributions define the agents’ policies. During training, actions are sampled from the policies, whereas for testing the arguments of the maxima are used.

The vision module, $v(\cdot)$, is a CNN pretrained to classify the 64 different objects. The agents use the activations of the fully connected layer before the final softmax layer as object representation. The language module, $l(\cdot)$, consists of an embedding layer and a gated recurrent unit (GRU) layer (Cho et al., 2014). Each agent has an additional fully connected layer, $f^1(\cdot)$, mapping the visual representations onto the same dimensionality as the GRU hidden state. For the sender, the output of f_S^1 is used to initialize the hidden state of the language module. The sender has an additional fully connected layer, $f_S^2(\cdot)$, mapping the GRU hidden state onto a probability distribution across symbols at each time step, t , such that $\pi_S(m = (s_1, \dots, s_L) | i) = \prod_{t=1}^L \pi_S(s_t | s_{k < t}, i)$, with $\pi_S(s_t | s_{k < t}, i) \propto f_S^2(h_t)$. For the receiver, the dot product between the output of layer f_R^1 and the final GRU hidden state define the selection policy: $\pi_R(i | m) \propto \exp(f_R^1(v_R(i)) \cdot l_R(m))$.

3.4 Introducing perceptual biases via relational label smoothing

In order to investigate the influence of differences in perception on emergent language, we systematically manipulate the agents’ perception by applying a form of relational label smoothing to the CNN pretraining (Marino et al., 2021). We aim to have four conditions, next to the unmanipulated DEFAULT. Specific biases for either of the object-defining attributes—color, scale, and shape—make up three of these conditions. E.g., in the COLOR condition, color similarities are amplified. In addition, we experiment with an ALL condition, where we amplify similarities for all three attributes simultaneously.

Relational label smoothing calculates the target at training time as a weighted sum of the usual one-hot target, \mathbf{y}_0 , and a relational component, \mathbf{y}_r , according to

$$\mathbf{y} = \sigma \mathbf{y}_r + (1 - \sigma) \mathbf{y}_0,$$

where $\sigma \in \mathbb{R}$ is the smoothing factor, controlling the strength with which the relationship(s) should be enforced.

To enforce object similarities along one specific attribute (or dimension), a , we make use of the single-level hierarchical version of relational label smoothing. If i is the true object class, we define superclass C_i as the set of object classes having the same value as i for a . Then \mathbf{y}_r is given by

$$y_{r_{ij}} = \begin{cases} (n-1)^{-1} & j \in C_i \text{ and } i \neq j \\ 0 & \text{else} \end{cases},$$

where n is the number of object classes in C_i . E.g., in the COLOR condition, if the training sample is a red object, the relational component, \mathbf{y}_r , is a uniform distribution of $1/(16-1)$ across the class indices of the other 15 red objects, see Figure 2 (A), which increases the representational similarity between red objects, and analogously that of objects sharing other color values, see Figure 2 (B).

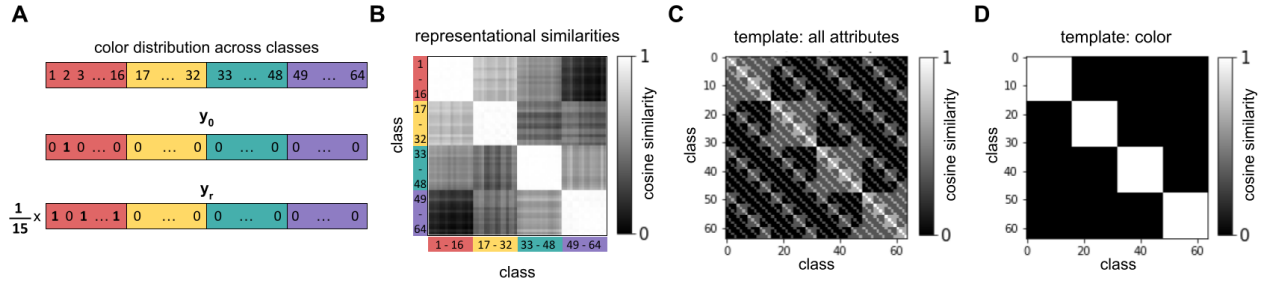


Figure 2: (A) Relational label smoothing example for the COLOR condition. The target object belongs to class 2, and \mathbf{y}_0 is the corresponding one-hot target label. As the object is red, the relational component covers the other 15 red objects. (B) Similarities between CNN object representations in the COLOR condition ($\sigma = 0.6$). Objects of the same color are very similar to each other. (C) Object similarities based on all three attributes calculated from 3-hot encodings. This template is used in the RSA calculation to measure how well conceptually relevant attributes are encoded. (D) Object similarities based on their color value calculated from 1-hot encodings. This template is used to calculate RSA_{color} .

In order to enforce relationships for multiple attributes in a single model, we generalize the previous definition to include \mathbf{y}_r to be a sum over relational components,

$$\mathbf{y}_r = \frac{1}{N} \sum_{a=1}^N \mathbf{y}_{r_a},$$

where N is the number of attribute relationships, and \mathbf{y}_{r_a} represents the relational component from attribute a . To calculate the relational component for the ALL condition, we average the relational components from the COLOR, SCALE, and SHAPE conditions.

4 Experiments

4.1 Training and hyperparameters

We use a train/test split of 0.75/0.25.

General setup. The general training setup varies depending on which direction of influence between perception and language is being investigated. A schematic overview of these variations is shown in Figure 3. The agents' vision modules are always pretrained on a classification task, and different perceptual biases can be achieved via the different pretraining conditions explained above. To study the influence of differences in perception on communication (Figure 3, top row), we train a sender and a receiver with fixed vision module weights on the communication game. The evolutionary analysis uses the same setup. Here, multiple games between sender-receiver pairs are used to approximate the communicative success of agent populations with different genetic perceptual dispositions. To study the influence of language on perception, we consider language learning and language emergence (Figure 3, center and bottom row).

In the language learning scenario, the language is fixed—using a trained sender—and only the receiver is trained, while in the language emergence scenario, both agents are trained. Importantly, in both scenarios, not only the language module but also the vision module is trained, such that changes in perception can occur. To ensure that the agents’ perceptual ability does not deteriorate to processing only aspects relevant to the communication game, training on the classification task used for pretraining continues. The loss function is generated by adding the classification loss and the communication game loss together.

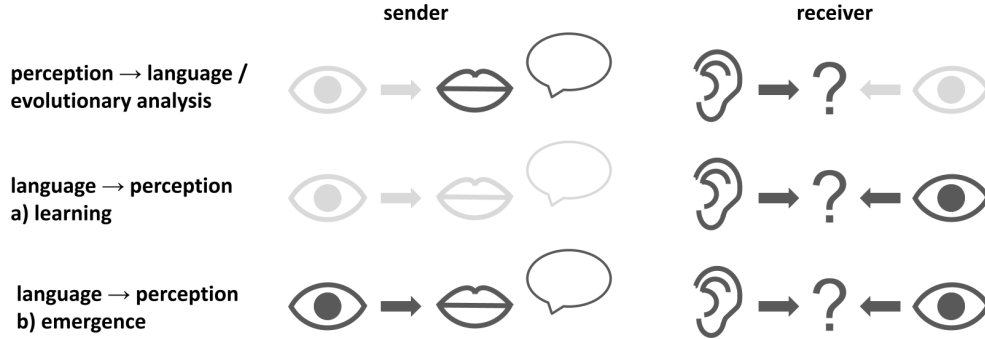


Figure 3: Illustration of the different training setups. The vision module is represented by an eye, the language module by a mouth (sender) or an ear (receiver). The speech bubble represents the message, and the question mark the receiver’s selection. Modules that are not trained, i.e. have fixed weights, are light gray, modules that are trained are dark gray. Note that the vision modules in the two language emergence scenarios (center and bottom row) are trained on the communication game and simultaneously also on the original object classification task.

CNN pretraining. The CNN architecture consists of two convolutional layers with 32 channels, followed by two fully connected layers with 16 nodes, and a final softmax layer. The first convolutional layer is followed by a 2×2 max-pooling layer. For pretraining, we use stochastic gradient descent (SGD) with learning rate 0.001 and batch size 128, and train for 200 epochs. We set smoothing factors as high as possible while keeping the classification accuracy close to maximal. For the COLOR, SCALE, and SHAPE conditions, we use a smoothing factor of $\sigma = 0.6$. For ALL, the weight is distributed across more classes, which allows for a higher smoothing factor of 0.8. All networks achieve test accuracies $> 97\%$.

Communication game. For most simulations, we use vocabulary size $|V| = 4$, message length $L = 3$, and $k = 2$ distractors. In principle, this allows agents to use a distinct symbol for each object and thereby to achieve maximal reward. As there are only a few distractors agents may achieve relatively high rewards with suboptimal strategies. It is in the variation of such local solutions that we hope to identify linguistic differences that reflect perceptual biases and vice versa. We also run control experiments with a larger vocabulary size and more distractors, as well as control experiments changing the task-relevance of individual attributes. The agents minimize the negative expected reward, $-\mathbb{E}[r]$, and their trainable weights are updated using REINFORCE (Williams, 1992), which is a basic policy gradient algorithm. We train all agents using Adam with learning rate 0.0005 and batch size 128. Embedding and GRU layer each have a dimensionality of 128. We add an entropy regularization term (Mnih et al., 2016) of 0.02 to sender and receiver loss to encourage exploration. The vision modules are initialized with the weights of the pretrained CNNs. When both agents are trained, training proceeds for 150 epochs, if only the receiver is trained (language learning) for 25 epochs.

4.2 Evaluation

We are interested in the mutual influence between perception and language. Accordingly, we devise metrics to quantify perceptual biases as well as linguistic biases.

4.2.1 Perception

Let $A = \{color, scale, shape\}$ be the set of object attributes, and V_a all values that attribute $a \in A$ can take on, e.g., $V_{scale} = \{tiny, small, big, huge\}$.

Given a set of inputs, *representational similarity analysis* (RSA) (Kriegeskorte, Mur, & Bandettini, 2008) measures the similarity between two representational spaces, by calculating the pairwise distances (in our case similarities) of input representations in either space and then correlating the two distance matrices. We use the analysis in two different ways.

In the first case, RSA quantifies how well an agent’s visual representations capture conceptually relevant attributes. Here, the two spaces under comparison are the space of the agent’s visual representations generated by $v(\cdot)$, and a symbolic space of k -hot encoded attribute vectors ($k = |A| = 3$). In the second case, RSA quantifies the degree of perceptual alignment between an agent and its communication partner, and the two spaces under comparison are the two different visual representation spaces. In a first step, we extract $N = 50$ random example images for each object (class) and generate a representational similarity matrix (RSM) for each space under comparison, by calculating the pairwise cosine similarities between the corresponding representations, $sim_{cos}(r_i, r_j) = \frac{r_i^T r_j}{\|r_i\| \|r_j\|}$. Figure 2 (B) shows an example of an RSM for a COLOR agent and Figure 2 (C) the RSM calculated from k -hot encoded attribute vectors, which serves as a ground-truth template. In a second step, the actual RSA score is calculated as the Spearman correlation between the RSMs of the two spaces under comparison.

The RSA score with respect to the attribute template tells us how well differences in the underlying compositional object structure correlate with differences in the agent’s visual representations. We can also use RSA to quantify whether agents can represent similarity relationships for some attributes better than for others. In order to do so, we replace the k -hot attribute vectors above by one-hot vectors encoding the values V_a of a specific attribute a , and repeat the procedure for each attribute $a \in A$, resulting in separate RSA scores for color, scale, and shape. Figure 2 (D) shows the color RSM template. Notice, that the RSA scores for individual attributes attenuate each other, as the agent’s representations cannot simultaneously match all three templates. If one score is higher than the others, the agent represents one attribute at the cost of the others and is said to have a perceptual bias for that attribute. We denote the general RSA score (including all attribute values) by RSA , and the scores for a specific attribute by RSA_a .

4.2.2 Language

We use an information-theoretic evaluation to quantify the linguistic bias. Communicative success is based on what information about the target objects, O , the sender encodes in the messages, M , but also what information the receiver decodes from the messages to determine its object selections, S . Communicative success depends on both these factors, suggesting a three-way analysis, see Figure 4 (left), which would allow us to quantify the shared and distinct information between all combinations of objects, messages, and selections. However, in our experiments, the shared information between objects and selections is entirely predicted by the messages, since the receiver can only make selections based on message content (for details see Appendix A). Therefore, we can skip the object-selection interface, leading to separate analyses of the relation between objects and messages, and messages and selections Figure 4 (right).

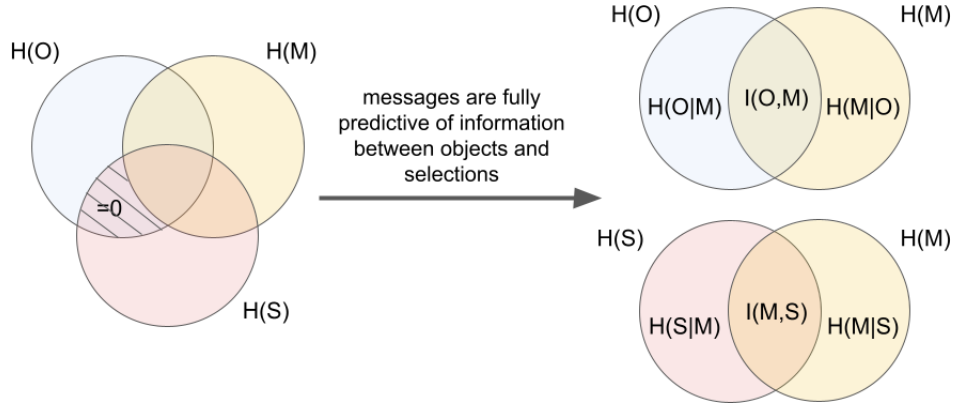


Figure 4: Schema of the information in the target objects, O , the corresponding messages, M , and objects selected by the receiver, S . H denotes entropy and I mutual information. (Left) The object-selection interface is entirely predicted by the messages, indicated by the fact that the mutual information between objects and selections given messages (shaded region) is zero. (Right) Therefore we can separate the analysis of sender (objects-messages) and receiver (messages-selections). Note, the schema is not an actual set-theoretic representation and serves illustrative purposes only.

The mutual information between two random variables, $I(X, Y)$, measures how predictive these variables are of each other

$$I(X, Y) = H(Y) - H(Y | X) = H(X) - H(X | Y),$$

where $H(X)$ is the marginal entropy and $H(X | Y)$ the conditional entropy defined as

$$H(X | Y) = - \sum_{y \in Y, x \in X} p(y, x) \log \frac{p(y, x)}{p(y)}.$$

The conditional entropy indicates how much uncertainty about X remains (on average) after learning Y . It turns out that, in all our experiments, the analysis of sender and receiver are symmetric in that $H(O | M) \approx H(S | M)$, $H(M | O) \approx H(M | S)$, and accordingly also $I(O, M) \approx I(M, S)$. Therefore we limit our analysis to the sender.

The conditional entropy, $H(O | M)$, quantifies the degree of uncertainty about the objects when knowing the messages that were sent. In reverse, to measure how much information about the objects is encoded in the messages, we can define an effectiveness score by

$$E(O, M) = 1 - \frac{H(O | M)}{H(O)},$$

with $E(O, M) \in [0, 1]$. To measure linguistic bias, we can define an effectiveness score for individual attributes. Let O_a be the values of attribute a for all objects, and M the generated messages as above, then we can measure how much information about a is encoded in the messages as $E(O_a, M)$. It follows, that

$$\overline{E(O_a, M)} = \frac{1}{|A|} \sum_{a \in A} E(O_a, M)$$

measures how well all conceptually relevant attributes are communicated. Unlike the RSA scores for individual attributes, $E(O_a, M)$, can be maximal for all attributes at the same time.

5 Results

This section presents analyses and results. Section 5.1 performs a validity check of label smoothing as a method to induce selective visual biases. We then proceed to the three questions under investigation. (i) Section 5.2 examines how perceptual bias affects language emergence. We test whether the agents mostly communicate information about attributes they perceive well and whether an accurate representation of task-relevant attributes (ALL condition) improves communication. (ii) Section 5.3 considers the reverse direction of how exposure to a particular communication protocol influences perceptual representations. We are interested in whether agents improve their representations of attributes that dominate communicative content. (iii) Section 5.4 studies the long-term influence of the (linguistic) environment on perceptual biases, in particular, whether an accurate visual representation of task-relevant features is advantageous from an evolutionary perspective.

5.1 Perceptual biases generated via label smoothing

Relational label smoothing can systematically manipulate perception. In order to test the validity of our manipulations, we check whether relational label smoothing induces the intended biases. As the agents’ vision modules use object representations from the penultimate CNN layer, we quantify the biases for that layer using RSA. t-SNE plots (van der Maaten & Hinton, 2008) and pairwise class similarities of object representations can be found in Appendix B. Table 1 shows the RSA scores for each of the five pretraining conditions. Surprisingly, the DEFAULT CNN represents differences in color values much more accurately than differences in other attributes. This inherent advantage for color may be due to the networks’ direct access to color information via the RGB channel input (cf., Hill, Clark, Hermann, & Blunsom, 2020). COLOR, SCALE, and SHAPE networks mostly capture differences in the respective attribute. The ALL network represents differences in all three attributes, which can be seen from relatively high RSA scores per attribute, as well as a higher overall RSA score. Note, maximum values per attribute are smaller than in the other conditions due to mutual attenuation. In conclusion, per default, object representations extracted from CNNs are biased towards representing color information but relational label smoothing can shift this bias to other attributes as well as improve coverage of the entire input topology.

5.2 Influence of perception on language

To quantify the influence of different visual biases on emergent communication, we trained agents with different visual biases (and fixed vision module weights) on the communication game. For all CNNs (DEFAULT, COLOR, SCALE, SHAPE, ALL) we trained a sender-receiver pair where both agents used the same vision module and thus had the same bias. In addition, to evaluate the impact of sender versus receiver bias we ran experiments combining a DEFAULT receiver with each type of sender, and combining a DEFAULT sender with each type of receiver. We conducted ten runs per agent combination. All agents learned to play the game, with mean test rewards ranging between 0.921–0.968 (details about the agents’ performance follow later in this section).

| | default | color | scale | shape | all |
|---------------|---------|-------|-------|-------|-------|
| RSA_{color} | 0.633 | 0.750 | 0.019 | 0.021 | 0.440 |
| RSA_{scale} | 0.101 | 0.019 | 0.750 | 0.025 | 0.319 |
| RSA_{shape} | 0.056 | 0.017 | 0.015 | 0.748 | 0.424 |
| RSA | 0.439 | 0.437 | 0.437 | 0.442 | 0.675 |

Table 1: Representational similarity analysis between visual object representations and object attributes, RSA , as well as for each individual attribute a , RSA_a ; calculated for each condition.

Perceptual biases systematically shape emergent language. We begin by analyzing the effect of perceptual biases on emergent language when both agents have the same bias. We use the effectiveness score to measure how much information about specific attributes is contained in the messages. The results for each type of bias and each attribute are shown in Figure 5 (A). The five blocks on the x -axis show the perceptual bias conditions, with each bar representing one of the three attributes. In the DEFAULT condition (left) the messages are strongly grounded in object color, which can be attributed to the inherent color bias of the DEFAULT CNN. Agents with a color, scale, or shape bias (central three blocks), ground their messages to a large extent in the attributes they have a perceptual bias for. Overall, the effectiveness across conditions is significantly higher for biased attributes ($M = 0.868$) than unbiased attributes ($M = 0.474$), as indicated by a bootstrapped 95% confidence interval (CI) for the difference in means of $[0.329, 0.452]$. Qualitatively, the observed patterns prevail also if the vocabulary size and the number of distractors are increased, both of which encourage the agents to communicate more information about each attribute (see Appendix C). It seems that if agents are good at perceiving object similarities along specific dimensions, they prefer to communicate these dimensions over others.

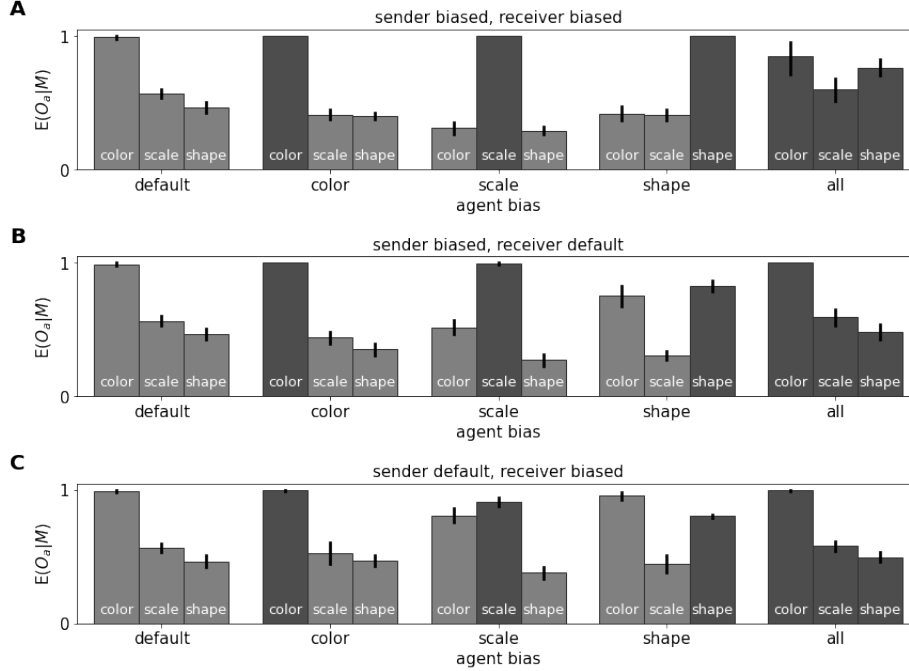


Figure 5: Effectiveness per attribute for different pairings of senders and receivers: (A) biased sender and biased receiver, (B) biased sender and DEFAULT receiver, (C) DEFAULT sender and biased receiver. The x -axis shows the agents' perceptual biases. The bars are labeled with the attribute a used for calculating $E(O_a|M)$, with attributes enforced via label smoothing in dark gray. We report means and bootstrapped 95% CIs of ten runs each.

Sender bias is more influential than receiver bias. Effectiveness scores for varying the sender bias in combination with a DEFAULT receiver are shown in Figure 5 (B), and for varying the receiver bias in combination with a DEFAULT sender in Figure 5 (C). The results for DEFAULT from part (A) are repeated as a reference. Comparing part (B) to part (A) of the figure, and singling out the effects of color, scale, and shape biases, biasing only the sender has similar effects as biasing both agents. For each of these biases, the language is grounded largely in the corresponding attribute. Still, the color bias of the DEFAULT receiver leads to an increase in color effectiveness when the sender itself does not have

a color bias. Comparing (C) to (B), also a receiver bias is carried over into the emergent language, even though its influence is weaker and the color bias of the DEFAULT sender dominates. We calculate the mean absolute difference (MAD) between the average effectiveness score in (B) and (A), as well as (C) and (A), for COLOR, SCALE, and SHAPE condition, to quantify the relative influence of biasing one versus both agents. The imbalance between sender and receiver bias is reflected in a higher MAD for biased receivers (0.182) than biased senders (0.103). Looking at the ALL condition, an interesting pattern emerges. If both agents have an ALL CNN as in (A), the message information is more evenly distributed across all attributes than in the DEFAULT condition. However, if either of the agents uses a DEFAULT CNN, as in (B) or (C), this effect is reversed and the messages are mostly grounded in color, which is likely because the “flexible” ALL agent adapts to the inherent color bias of the DEFAULT agent. In line with this interpretation, the MAD between average effectiveness scores in ALL condition and DEFAULT condition is very small, both when the sender is biased (0.018) and when the receiver is biased (0.016). In sum, perceptual biases of both sender and receiver are reflected in the emergent language, but due to the asymmetry of communication, the sender bias is more influential. Further, agents that rely strongly on all conceptually relevant object dimensions for perceptual categorization can flexibly adapt their language to suit communication partners with more narrow perceptual discrimination abilities.

Perception of relevant similarity relationships improves communication. Table 2 displays the training rewards, test rewards, and average effectiveness across attributes for all five conditions (sender and receiver biased). Results for pairing biased with DEFAULT agents can be found in Appendix D. The mean test rewards range between 0.915–0.968 across all conditions, at a chance level of 0.33. We are particularly interested in the ALL versus DEFAULT comparison, so whether sharpening the agents’ perception with respect to conceptually relevant dimensions improves emergent communication in comparison to default processing. According to all three metrics, ALL agents achieve the best values, and DEFAULT agents the second-best values. The strong perceptual bias for individual attributes seems to bias the communication to a degree that is harmful to performance. Still, the differences between ALL and DEFAULT are significant based on the bootstrapped 95% CIs for the difference in means with respect to training rewards ([0.006, 0.017]), test rewards ([0.003, 0.014]), and average effectiveness ([0.032, 0.090]). The higher average effectiveness in the ALL condition suggests that enforcing conceptually relevant similarities helps the agents to overcome categorization biases, such that they can better communicate all relevant attributes—instead of forming semantic categories based on individual attributes—and as a consequence achieve higher performance.

| | default | color | scale | shape | all |
|--------------|---------------|---------------|---------------|---------------|----------------------|
| train reward | 0.956 ± 0.004 | 0.928 ± 0.008 | 0.915 ± 0.008 | 0.937 ± 0.012 | 0.968 ± 0.004 |
| test reward | 0.959 ± 0.004 | 0.930 ± 0.009 | 0.921 ± 0.007 | 0.939 ± 0.012 | 0.968 ± 0.004 |
| $E(O_a, M)$ | 0.674 ± 0.019 | 0.605 ± 0.014 | 0.534 ± 0.022 | 0.608 ± 0.029 | 0.736 ± 0.024 |

Table 2: Training rewards, test rewards, and average effectiveness across attributes for sender-receiver pairs with the same bias. Reported are means and bootstrapped 95% CIs calculated from ten runs per condition. The best values across conditions are highlighted.

5.3 Influence of language on perception

To study the influence of different linguistic biases on visual perception, we considered a language learning and a language emergence scenario. For the language learning scenario, we used the trained senders from the agent pairs above (where both agents have the same bias) and trained DEFAULT receivers to learn their language. For the language emergence scenario, we ran experiments combining a DEFAULT receiver with each type of sender, and combining a DEFAULT sender with each type of receiver. We conducted ten runs per scenario and agent combination, with mean test rewards ranging between 0.919–0.973¹ (for details about training and test rewards see Appendix E).

Linguistic biases influence perception. In the language learning scenario, the language was fixed and learned by the receiver. Figure 6, top left, shows that the linguistic biases clearly influence the agent’s perception: if message content is biased towards a specific attribute—as in the DEFAULT (color attribute), COLOR, SCALE, and SHAPE condition—the agent learns to better represent perceptual differences for this attribute. As the DEFAULT receiver starts out with a perceptual color bias (see Table 1), changes in visual perception are most clearly visible in the SCALE and SHAPE

¹The best combination achieves slightly higher rewards than the best combination in Table 2. The analyses below show that training two agents with complementary biases (e.g. color and shape) and allowing them to update their visual representations can help them to overcome their own biases by aligning with the communication partner. As a result, the agents’ perception of relevant similarity relationships becomes more accurate which may lead to the observed improvements on the downstream communication task.

conditions, where the color bias is reduced, and scale or shape bias increases. Looking at the RSA score between the sender’s and the receiver’s visual object representations (Figure 6, bottom left) we find that unless both agents start out with a color bias (DEFAULT and COLOR condition) the scores increase, so the receiver’s representations adapt to those of the sender. The center and right columns of Figure 6 visualize the same analysis results for the language emergence scenario, once for a DEFAULT receiver paired with senders from different conditions (center), as well as for a DEFAULT sender paired with receivers from different conditions (right). The exact same qualitative patterns as in the language learning scenario emerge, with differences in amplitude suggesting that the receiver is more affected by the sender’s bias than vice versa. The agents’ biases are passed on through language, even if there is no fixed linguistic protocol to begin with.

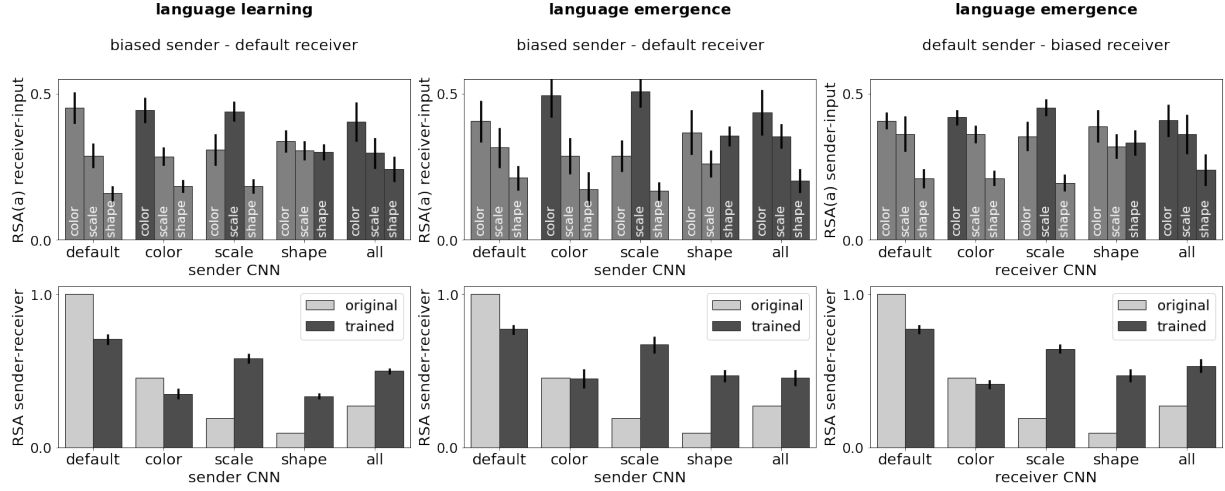


Figure 6: Influence of linguistic biases on perception. The top row shows the RSA scores between visual representations and the attributes of the input object (indicated by the bar labels), with enforced attributes in dark gray. The bottom row shows the RSA scores between the sender’s and the receiver’s visual representations before and after training. The left column shows the language learning scenario: the sender’s weights are entirely fixed and only the receiver is trained. The center and right columns show the language emergence scenario, where both agents are trained and the language emerges. In the center column, senders of different biases are each paired with a DEFAULT receiver. In the right column, receivers of different biases are each paired with a DEFAULT sender. Reported are means and bootstrapped 95% CIs of ten runs each.

Communication can improve perception of relevant similarity relationships. Color, scale, and shape information is relevant for the communication game. Therefore, it seems plausible that playing the game could improve visual object representations with respect to these attributes. Figure 7 shows the RSA scores of a DEFAULT agent after training in the language learning scenario (left), and the language emergence scenario as receiver (center) or sender (right). The CNN type of the communication partner is color-coded. Indeed, compared to the original RSA score, regardless of the scenario and the bias of the communication partner, the CNN of the DEFAULT agent better accounts for differences in the conceptually relevant attributes. The representational grouping of objects based on the inherent CNN color bias is reduced by playing the communication game.

We further analyzed the influence of scenario (learning, emergence - DEFAULT receiver, emergence - DEFAULT sender) and communication partner bias (DEFAULT, COLOR, SCALE, SHAPE, ALL) by looking at the bootstrapped 95% CIs for the differences in means. Mean RSA scores are lowest in the learning scenario ($M = 0.518$). They are higher in the emergence scenario with a DEFAULT receiver ($M = 0.543$, with a CI of $[0.017, 0.033]$), and even higher for the emergence scenario with a DEFAULT sender, with a CI for the two emergence scenarios of $[0.014, 0.033]$. Agents in the language emergence scenarios learn object representations that better reflect the underlying object structure compared to agents in the language learning scenario, with a stronger effect for the sender than the receiver. Thus, it is beneficial, if both agents can adapt their perceptual processes to the game. As the sender dominates the emerging protocol (see above), its visual representations might adapt more strongly to the task. With respect to differences in communication partner bias, we were particularly interested in which communication partners can increase the RSA score compared to a DEFAULT partner ($M = 0.525$ across scenarios). In pairwise comparisons with the DEFAULT partner, a partner with a SHAPE bias leads to the strongest improvement ($M = 0.558$, $CI = [0.018, 0.047]$), followed by ALL ($M = 0.552$, $CI = [0.014, 0.040]$), then SCALE ($M = 0.543$, $CI = [0.005, 0.030]$), and finally COLOR does not seem to yield a significant improvement ($M = 0.535$, $CI = [-0.003, 0.022]$). The DEFAULT agent is good at representing differences

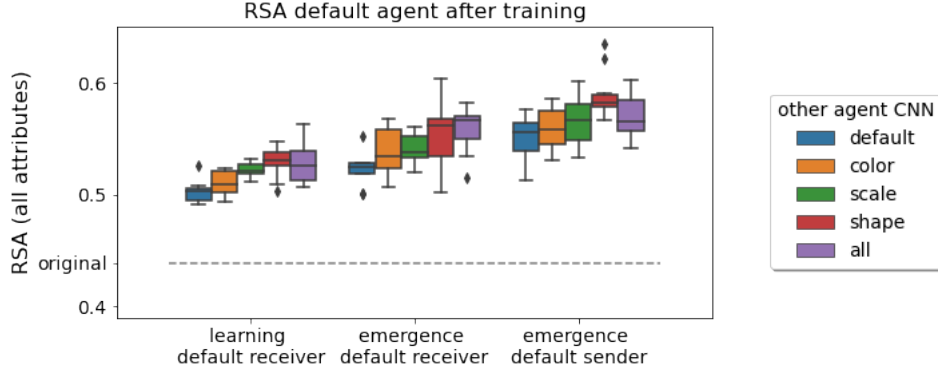


Figure 7: Boxplots of RSA scores between symbolic object representations (k -hot attribute vectors) and neural object representations in the agent’s vision module. Shown are the scores for the DEFAULT agent after training, for different communication partners, and across ten runs each. For the language learning scenario, the DEFAULT receiver is shown (left). For the language emergence scenario, the DEFAULT receiver (left) and the DEFAULT sender (right) are shown. The dashed line indicates the RSA score of the DEFAULT CNN—so the agent’s vision module—before training.

in object colors, and bad at representing differences in both scale and shape information, with the largest deficit for shape (see Table 1). It seems that talking to SHAPE or ALL agents, which are good at representing shape information, can help overcome the shape deficit, therefore leading to the strongest improvements. Similarly, communication with a COLOR agent does not stimulate the agent to adapt its representations, as the preferred structure based on color values is mutual.

Overall, adapting visual perception for a downstream communication task (while staying true to the original classification objective) improves the visual representation of task-relevant aspects of the environment—in our case the three object-defining attributes. The improvement is stronger if the communication partner is good at representing aspects for which the agent has a deficit.

5.4 Evolutionary analysis

In the preceding analyses (Section 5.3) we studied how perceptual biases, or more generally representations, are affected by language use. Here, we take this idea to an extreme by analyzing whether specific perceptual biases provide an evolutionary advantage in terms of their fitness for communication. For this purpose, we use the static solution concept of evolutionary stability from evolutionary game theory (Maynard Smith, 1974). This solution concept assumes a large, homogeneous population where agents are randomly paired to play a game of interest. Based on the reward (or payoff) structure between different types of agents, it can be decided whether a population of a certain type can be invaded by an alternative mutant type. In a two-player symmetric game, type t is evolutionary stable, if agents of any mutant type t' achieve less reward playing with an agent of type t than two agents of type t playing with each other, $r(t, t) > r(t', t)$. If there is a competing type t' , such that $r(t', t) = r(t, t)$, t is still evolutionary stable if $r(t, t') > r(t', t')$.

Enhanced perception of relevant features is evolutionary stable. In our case, the game of interest is the reference game, and the different types are given by different perceptual biases. We assume that agents in the population can act as both sender and receiver. Accordingly, the rewards for two communicating agents with biases t and t' are calculated by averaging the rewards of a t -sender paired with a t' -receiver and a t' -sender paired with a t -receiver. This is also known as *symmetrizing* the game (Cressman, 2003, Section 3.4). Because the training process and the agents’ policies are stochastic, the reward for an interaction between two bias types is approximated by averaging across multiple runs. Figure 8 (A) shows the reward matrix for all bias combinations averaged across twenty simulations for each sender-receiver pair. Judging from the average rewards, the DEFAULT and ALL conditions form the only evolutionary stable biases. Pairwise comparisons between the CIs in each matrix column reveal that only the evolutionary stability of the ALL bias is significant. Thus, only a homogeneous population of ALL agents cannot be invaded by mutant biases.

Eliminating potential confounds of task-relevance as evolutionary drive. ALL agents achieve higher rewards than other agents. Intuitively, this is the case because the ALL condition enforces task-relevant attributes. If object color was not relevant to the game, enforcing color similarities should not increase performance, and a color bias should not evolve. However, the advantage of ALL agents could be due to other factors. We noted above that, based on the nature of the reference game, the conceptually relevant (i.e. class-defining) attributes correspond to the attributes

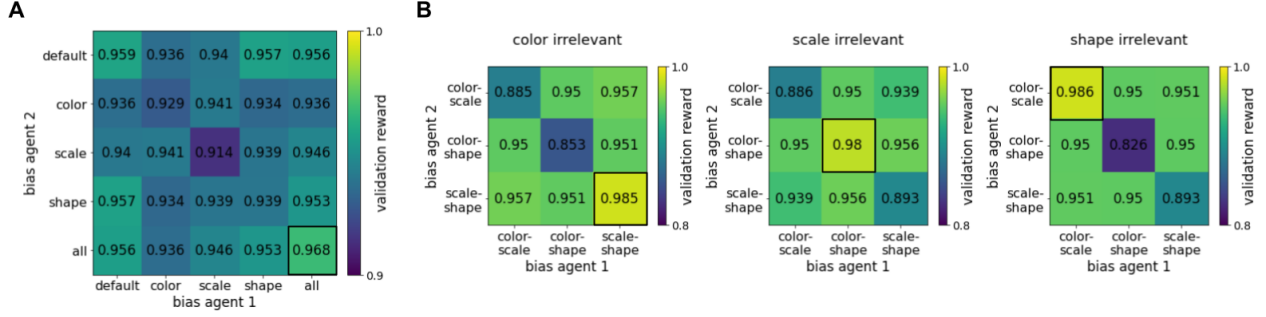


Figure 8: Mean reward on the test set for two agents of different bias types communicating with each other. For each sender-receiver combination, we ran 20 simulations. To obtain the average reward for an agent of bias type t' communicating with an agent of bias type t , we average the rewards of the combinations t' -sender/ t -receiver and t -sender/ t' -receiver, hence the matrices are symmetric. We highlight the results for the combinations where both agents are biased towards all relevant attributes. (A) shows the mean test rewards for agents with $t', t \in \{\text{DEFAULT}, \text{COLOR}, \text{SCALE}, \text{SHAPE}, \text{ALL}\}$ in the basic reference game where all attributes (color, scale, shape) are relevant. (B) shows the mean test rewards for agents with mixed biases $t', t \in \{\text{COLOR-SCALE}, \text{COLOR-SHAPE}, \text{SCALE-SHAPE}\}$ for reference games where out of the three attributes either color (left), scale (center), or shape (right) is not relevant.

that are relevant for successful communication. To achieve perfect performance, all conceptually relevant attributes must be communicated, such that the receiver can identify the target unambiguously against different distractors. ALL agents could therefore achieve higher performance because they are biased towards class-defining attributes rather than task-relevant attributes; or, simply because more attributes are enforced than in the other conditions, which might improve representational structure.

To exclude these alternative explanations, we ran a set of control simulations. We created different mixed-bias conditions, where similarities for two out of three attributes were enforced during perception-pretraining (COLOR-SCALE, COLOR-SHAPE, SCALE-SHAPE). To ensure that the bias strength for enforced attributes is high and approximately equal within and across types, as well as that the bias strength for unenforced attributes is approximately zero, we conducted a grid search across different smoothing factors and weightings between the two enforced biases (for details see Appendix F). In addition, we designed reference game variants, where always one of the three object attributes is not relevant (color irrelevant, scale irrelevant, shape irrelevant). E.g., if object color is irrelevant, sender and receiver target may have different colors and still yield maximal reward, while scale and shape must be the same, see Figure 9. By training combinations of mixed-bias agents on these games, the set of attributes relevant to pretraining is disentangled from the set of attributes relevant to communication, while the number of enforced biases is constant across agent types.

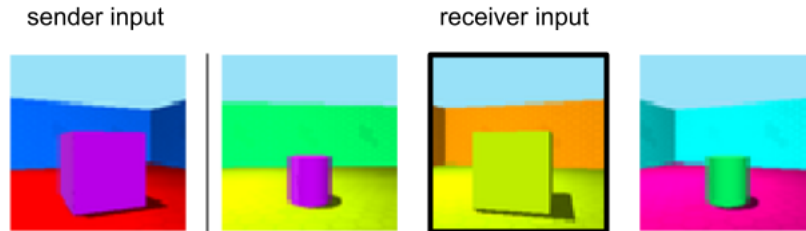


Figure 9: Example inputs if color is irrelevant. The receiver target is marked by a black box. Appendix G shows examples of sender and receiver inputs for each game variant (color irrelevant, scale irrelevant, shape irrelevant).

Figure 8 (B) shows the resulting reward matrices. In each game variant, agent types with a bias for task-relevant attributes form the only evolutionary stable population. Particularly low performances arise when both agents have the same mismatching bias (low values on the diagonal) because, in that case, the agents' bias does not encourage communication about the respective "missing" attribute. E.g., if both agents have a COLOR-SCALE bias, introducing shape information into the conversation is more difficult than if one agent has a COLOR-SHAPE bias. The matrices further show that mutant agents with biases that are adapted to the communication game can invade any other homogeneous population. In conclusion, being able to accurately represent relationships between objects in terms of features that are environmentally relevant, provides an evolutionary advantage. The results further suggest that representational

structures could have been shaped by an evolutionary pressure to successfully communicate environmentally relevant distinctions.

6 Discussion

We proposed that communication games with deep neural network agents can be used to study interactions between perception and emergent communication. Based on systematic manipulations of visual representations and communication protocols, we made the following main observations: 1) biases in either modality are reflected in the other, 2) communication improves the perception of task-relevant attributes, and 3) enforcing accurate representation of task-relevant attributes improves communication—to a degree that it provides an evolutionary advantage over alternative representation structures.

Multi-agent communication games account for the interactive and grounded nature of communication. Reinforcement learning (RL) presents a natural framework for modeling learning in these games. Utterances are treated like actions: they are grounded in the environment and driven by objectives. Machine learning models trained on language in isolation—typically under (self-)supervision—have achieved impressive results on various natural language processing tasks by capturing statistical patterns from large corpora (Devlin, Chang, Lee, & Toutanova, 2019; Radford et al., 2019; Brown et al., 2020). However, lacking a grounded shared experience, these models cannot address deeper questions about communication and meaning (e.g., Bisk et al., 2020).

In our first set of analyses, we investigated the influence of visual perception on emergent communication. We found that semantic category formation was largely shaped by perceptual similarity relationships. In human cognition, the idea that many concepts are characterized by perceptual properties is uncontroversial. For example, objects that are grouped under the same psychological concept often have similar shapes (Rosch, Mervis, Gray, Johnson, & Boyes-Braem, 1976). The conceptual structure of the world in our reference game is predetermined: objects are defined by color, scale, and shape, each being equally important. Still, the agents group together several concepts under a single label based on perceptual similarity, which means the emerging protocol is suboptimal. They even do so when the message space and the number of distractors are increased (see Appendix C). Chaabouni et al. (2021) showed that neural network agents playing a color discrimination game develop *efficient* communication, in the sense that they reach maximum accuracy for a given language complexity, and that—as in human color-naming systems—low complexity is preferred. We assume a similar effect in our simulations. The agents develop accurate but simple protocols, and reductions in complexity are achieved by grouping different objects under the same label based on perceptual similarity. We further showed that increasing the perceptual sensitivity for features that are relevant to the communication game debiases communication and improves performance. In line with the above interpretation, it could be that agents with better adapted representational spaces find solutions with higher complexity and accuracy, while still optimizing the trade-off between the two.

These results are also relevant from an engineering perspective. A lot of the existing research in language emergence is focused on developing setups that foster the emergence of communication protocols sharing desirable properties with natural language. The role of how agents perceive and represent the world is mostly ignored (Bouchacourt & Baroni, 2018). However, we not only show that perceptual biases directly influence the emerging protocol but also that they are present in default setups. We find that the organization of pixel inputs into dedicated color channels makes color information more easily accessible than other object information, which leads to a color bias in communication. Neural networks process visual information differently from humans in many ways. For example, they are susceptible to adversarial attacks (e.g., Szegedy et al., 2014) and lack useful learning mechanisms observed in children (e.g., Gandhi & Lake, 2020). We think that language emergence research can profit from taking into account the effects of differences between human and machine perception. Moreover, we show that agents’ performance can be improved by developing representational similarity relationships that are based on task-relevant dimensions, rather than using out-of-the-box pretrained networks.

In our second set of analyses, we investigated the influence of (emergent) communication on visual perception. We found that categories established by the communication protocol modulate representational similarities to better reflect this categorical structure, by increasing the similarity between objects that are grouped together under the same expression. Harnad, Hanson, and Lubin (1991) showed that neural networks trained on a supervised classification task show effects of categorical perception, in that a continuous input dimension is warped in the network representations to increase within-category similarity and decrease between-category similarity. Later, Cangelosi and Harnad (2000) compared agents that learned categories from sensorimotor interaction with the world (“sensorimotor toil”) to agents that could additionally learn from communication signals (“symbolic theft”). Sensorimotor interaction, comparable to our pretraining classification task, warped the agents’ representational similarity space but supervised learning of symbolic object descriptions warped these similarity spaces even further, leading to increasingly categorical perception.

Our simulations extend these findings. We model how a representation space can restructure itself to reflect a categorical partition of a comparatively complex input space, based on communicative interaction rather than supervised learning.

Besides, we observed that perceptual sensitivity increases for features that are relevant in the communication game, and therefore affect the agents’ objective. The need to discriminate between features, for communication to be successful, can disentangle their visual representations. Because the language is shaped by the perceptual biases of both communication partners, the agents’ visual representations become aligned in the process. These analyses, too, have implications for engineering-driven research. Backpropagating the learning signal from the communication game through the vision module of the agents improves their ability to represent and discriminate between relevant features, which might be useful for downstream tasks other than communication. It also provides a way to align perceptual representations of different agents, which can be particularly useful if one agent can thereby correct specific perceptual deficits of the other agent.

Our evolutionary analysis showed that accurate perception of environmentally relevant aspects constitutes an evolutionary advantage. Related results have been found in experiments with robots playing a color naming game (Bleys et al., 2009). Robots that could adapt their categories to the task performed better than robots starting out with the same, but fixed category structure. Most likely, representational structure in humans evolved to accommodate environmentally relevant conceptualizations as well (Gärdenfors, 2004; Marstaller, Hintze, & Adami, 2013). In our simulations, communication was the only task performed by the agents. Representational structure in humans, however, was shaped by various environmental pressures. Our results do not indicate that perception evolved to optimize communication, but rather that communication (as a means to exchange about relevant aspects of the environment) may have been one of these pressures.

Stable state analysis is a static solution approach to evolutionary games. It can identify whether a given population will remain at a certain state but does not explain how a population arrives at that state. The latter question can be answered by dynamic approaches, which apply an explicit model of the evolutionary process. A prominent example is the *replicator dynamic*, originally defined for a single species by Taylor and Jonker (1978) and named by Schuster and Sigmund (1983). Thus, evaluating the probability that a randomly initialized population evolves perceptual representations that match communicative needs would require the use of dynamic models.

7 Outlook

This paper set out to explore mutual influences between language and (visual) perception in multi-agent communication. But language interfaces with other areas of human cognition as well. The embedding of language in general cognition is evident in everyday language use. For instance, in understanding a written text, we are able to recruit from memory the right background assumptions to make the text coherent (e.g., Graesser, Wiemer-Hastings, & Wiemer-Hastings, 2001). This can, among others, be observed in bridging inferences. Upon reading “They had a barbecue. The beer was warm”, we can conclude that the beer was part of the barbecue. Another salient example is attention. While we may share a basic attention mechanism for dealing with the non-linguistic world, having a language to “bridge minds” will likely lead to fine-tuning and, in fact, align our attentional mechanisms. Think about saying “Wow!” or adding “surprisingly”. These so-called mirative markers convey surprise (Delancey, 1997), thereby telling the audience what we expected, but also what we pay attention to. Essentially, every statement about the world conveys meta-information about what the speaker finds newsworthy in the first place. On a basic level, also the role of attention or memory could be studied with our setup, for example by using neural network agents with attention mechanisms (Chaudhari, Mithal, Polatkan, & Ramanath, 2021) or external memory (Graves et al., 2016). In general, due to the versatility of both deep learning architectures and communication games, their combination forms an excellent testbed for various language-related interface problems.

Our experiments go beyond analyzing effects *on* emergent communication. They also account for the reverse direction, i.e. how language shapes other domains. Such Whorfian effects are widespread; apart from visual perception they have, for example, been observed in motion, spatial relations, number, and false belief understanding (Wolff & Holmes, 2011). In fact, it seems likely that all interfaces between cognition and language are mutually adapted towards optimal interaction in the environments we face (Jablonka, Ginsburg, & Dor, 2012). In a neural network agent, linguistic feedback can be backpropagated into any module that may be considered adaptive to language use. As illustrated by our analyses, language emergence games can address adaptations within and across generations. Future research could use the presented framework to improve our understanding of language in relation to general cognition, from its origins to its cultural and genetic evolution.

Acknowledgments

This work was funded by the Deutsche Forschungsgemeinschaft (DFG, German Research Foundation) - GRK 2340. Preliminary results (parts of Section 5.1 and Section 5.2) were presented at the 43rd Annual Conference of the Cognitive Science Society (Ohmer, Marino, König, & Franke, 2021).

References

- Bisk, Y., Holtzman, A., Thomason, J., Andreas, J., Bengio, Y., Chai, J., . . . Turian, J. (2020). Experience grounds language. In *Proceedings of the 2020 conference on empirical methods in natural language processing (EMNLP)* (pp. 8718–8735).
- Bleys, J., Loetzsch, M., Spranger, M., & Steels, L. (2009). The grounded colour naming game. In *Proceedings of the 18th IEEE international symposium on robot and human interactive communication (Ro-Man)*.
- Blume, A., DeJong, D. V., Kim, Y.-G., & Sprinkle, G. B. (1998). Experimental evidence on the evolution of meaning of messages in sender-receiver games. *The American Economic Review*, 88(5), 1323–1340.
- Bouchacourt, D., & Baroni, M. (2018). How agents see things: On visual representations in an emergent language game. In *Proceedings of the 2018 conference on empirical methods in natural language processing (EMNLP)* (pp. 981–985).
- Bouchacourt, D., & Baroni, M. (2019). Miss Tools and Mr Fruit: Emergent communication in agents learning about object affordances. In *Proceedings of the 57th annual meeting of the Association for Computational Linguistics (ACL)* (pp. 3909–3918).
- Brown, T., Mann, B., Ryder, N., Subbiah, M., Kaplan, J. D., Dhariwal, P., . . . Amodei, D. (2020). Language models are few-shot learners. In *Proceedings of the 33rd international conference on neural information processing systems (NeurIPS)* (pp. 1877–1901).
- Burgess, C., & Kim, H. (2018). *3D shapes dataset*. <https://github.com/deepmind/3d-shapes>.
- Cangelosi, A., & Harnad, S. (2000). The adaptive advantage of symbolic theft over sensorimotor toil: Grounding language in perceptual categories. *Evolution of Communication*, 4, 117–142.
- Chaabouni, R., Kharitonov, E., Bouchacourt, D., Dupoux, E., & Baroni, M. (2020). Compositionality and generalization in emergent languages. In *Proceedings of the 58th annual meeting of the Association for Computational Linguistics (ACL)* (pp. 4427–4442).
- Chaabouni, R., Kharitonov, E., Dupoux, E., & Baroni, M. (2021). Communicating artificial neural networks develop efficient color-naming systems. *Proceedings of the National Academy of Sciences (PNAS)*, 118(12).
- Chaudhari, S., Mithal, V., Polatkan, G., & Ramanath, R. (2021). An attentive survey of attention models. *ACM Transactions on Intelligent Systems and Technology*, 12(5), 1–32.
- Cho, K., van Merriënboer, B., Gulcehre, C., Bahdanau, D., Bougares, F., Schwenk, H., & Bengio, Y. (2014). Learning phrase representations using RNN encoder–decoder for statistical machine translation. In *Proceedings of the 2014 conference on empirical methods in natural language processing (EMNLP)* (pp. 1724–1734).
- Choi, E., Lazaridou, A., & de Freitas, N. (2018). Compositional oververter communication learning from raw visual input. In *Proceedings of the 6th international conference on learning representations (ICLR)*.
- Cichy, R. M., Khosla, A., Pantazis, D., Torralba, A., & Oliva, A. (2016). Comparison of deep neural networks to spatio-temporal cortical dynamics of human visual object recognition reveals hierarchical correspondence. *Scientific Reports*, 6, 1–13.
- Clark, H. H. (1992). *Arenas of language use*. Chicago, IL: University of Chicago Press.
- Crawford, V. P. (1998). A survey of experiments on communication via cheap talk. *Journal of Economic Theory*, 78(2), 286–298.
- Crawford, V. P., & Sobel, J. (1982). Strategic information transmission. *Econometrica*, 50(6), 1431–1451.
- Cressman, R. (2003). *Evolutionary dynamics and extensive form games*. Cambridge, MA: MIT Press.
- Delancey, S. (1997). Mirativity: The grammatical marking of unexpected information. *Linguistic Typology*, 1, 33–52.
- Devlin, J., Chang, M.-W., Lee, K., & Toutanova, K. (2019). BERT: Pre-training of deep bidirectional transformers for language understanding. In *Proceedings of the 2019 conference of the North American chapter of the Association for Computational Linguistics (NAACL)* (pp. 4171–4186).
- Gandhi, K., & Lake, B. M. (2020). Mutual exclusivity as a challenge for neural networks. In *Proceedings of the 33rd international conference on neural information processing systems (NeurIPS)* (pp. 14182–14192).
- Gärdenfors, P. (2004). *Conceptual spaces: The geometry of thought*. Cambridge, MA: MIT press.
- Geisler, W. S. (2008). Visual perception and the statistical properties of natural scenes. *Annual Review of Psychology*, 59, 167–192.

- Graesser, A. C., Wiemer-Hastings, P., & Wiemer-Hastings, K. (2001). Constructing inferences and relations during text comprehension. In T. Sanders, J. Schilperoord, & W. Spooren (Eds.), *Text representation: Linguistic and psycholinguistic aspects* (pp. 249–271). Amsterdam: Benjamins.
- Graves, A., Wayne, G., Reynolds, M., Harley, T., Danihelka, I., Grabska-Barwińska, A., ... Hassabis, D. (2016). Hybrid computing using a neural network with dynamic external memory. *Nature*, 538(7626), 471–476.
- Harding Graesser, L., Cho, K., & Kiela, D. (2019). Emergent linguistic phenomena in multi-agent communication games. In *Proceedings of the 2019 conference on empirical methods in natural language processing and the 9th international joint conference on natural language processing (EMNLP-IJCNLP)* (pp. 3700–3710).
- Harnad, S., Hanson, S. J., & Lubin, J. (1991). Categorical perception and the evolution of supervised learning in neural nets. In D. W. Powers & L. Reeker (Eds.), *Working papers of the AAAI spring symposium on machine learning of natural language and ontology* (pp. 65–74).
- Havrylov, S., & Titov, I. (2017). Emergence of language with multi-agent games: Learning to communicate with sequences of symbols. In *Proceedings of the the 30th international conference on neural information processing systems (NeurIPS)* (Vol. 30, pp. 2149–2159).
- Hill, F., Clark, S., Hermann, K. M., & Blunsom, P. (2020). Simulating early word learning in situated connectionist agents. In *Proceedings of the 42nd annual meeting of the Cognitive Science Society (CogSci)* (pp. 875–881).
- Jablonka, E., Ginsburg, S., & Dor, D. (2012). The co-evolution of language and emotions. *Philosophical Transactions of the Royal Society B*, 367, 2152–2159.
- Jozwik, K. M., Kriegeskorte, N., Storrs, K. R., & Mur, M. (2017). Deep convolutional neural networks outperform feature-based but not categorical models in explaining object similarity judgments. *Frontiers in Psychology*, 8, 1726.
- Kågeback, M., Carlsson, E., Dubhashi, D., & Sayeed, A. (2020). A reinforcement-learning approach to efficient communication. *PLoS ONE*, 15(7), 1–26.
- Kay, P., & Kempton, W. (1984). What is the Sapir-Whorf hypothesis? *American Anthropologist*, 86(1), 65–79.
- Khaligh-Razavi, S.-M., & Kriegeskorte, N. (2014). Deep supervised, but not unsupervised, models may explain IT cortical representation. *PLoS Computational Biology*, 10(11), 1–29.
- Kharitonov, E., & Baroni, M. (2020). Emergent language generalization and acquisition speed are not tied to compositionality. In *Proceedings of the third BlackboxNLP workshop on analyzing and interpreting neural networks for NLP* (pp. 11–15). Association for Computational Linguistics.
- Kirby, S. (2002). Natural language from artificial life. *Artificial life*, 8(2), 185–215.
- Kriegeskorte, N. (2015). Deep neural networks: A new framework for modeling biological vision and brain information processing. *Annual Review of Vision Science*, 1, 417–446.
- Kriegeskorte, N., Mur, M., & Bandettini, P. (2008). Representational similarity analysis — connecting the branches of systems neuroscience. *Frontiers in Systems Neuroscience*, 2(4), 1–28.
- Lakoff, G., & Johnson, M. (1980). *Metaphors we live by*. Chicago, IL: University of Chicago Press.
- Lazaridou, A., & Baroni, M. (2020). Emergent multi-agent communication in the deep learning era. *arXiv preprint, arXiv:2006.02419*.
- Lazaridou, A., Peysakhovich, A., & Baroni, M. (2017). Multi-agent cooperation and the emergence of (natural) language. In *Proceedings of the 5th international conference on learning representations (ICLR)*.
- Lazaridou, A., Potapenko, A., & Tieleman, O. (2020). Multi-agent communication meets natural language: Synergies between functional and structural language learning. In *Proceedings of the 58th annual meeting of the Association for Computational Linguistics (ACL)* (pp. 7663–7674).
- Lewis, D. (1969). *Convention*. Cambridge, MA: Harvard University Press.
- Li, F., & Bowling, M. (2019). Ease-of-teaching and language structure from emergent communication. In H. Wallach, H. Larochelle, A. Beygelzimer, F. d'Alché-Buc, E. Fox, & R. Garnett (Eds.), *Proceedings of the the 32nd international conference on neural information processing systems (NeurIPS)*.
- Lupyan, G., Rahman, R. A., Boroditsky, L., & Clark, A. (2020). Effects of language on visual perception. *Trends in Cognitive Science*, 24(11), 930–944.
- Marino, M., Nieters, P., Heidemann, G., & Hertzberg, J. (2021). Manipulating class relationships via relational label smoothing. *Manuscript in preparation*.
- Marstaller, L., Hintze, A., & Adami, C. (2013). The Evolution of Representation in Simple Cognitive Networks. *Neural Computation*, 25(8), 2079–2107.
- Maynard Smith, J. (1974). The theory of games and the evolution of animal conflicts. *Journal of Theoretical Biology*, 47(1), 209–221.
- Mikolov, T., Joulin, A., & Baroni, M. (2015). A roadmap towards machine intelligence. *arXiv preprint, arXiv:1511.08130*.
- Mnih, V., Badia, A. P., Mirza, M., Graves, A., Lillicrap, T., Harley, T., ... Kavukcuoglu, K. (2016). Asynchronous methods for deep reinforcement learning. In *Proceedings of the 33rd international conference on machine learning (ICML)* (Vol. 48, pp. 1928–1937).

- Ohmer, X., König, P., & Franke, M. (2020). Reinforcement of semantic representations in pragmatic agents leads to the emergence of a mutual exclusivity bias. In *Proceedings of the 42nd annual meeting of the Cognitive Science Society (CogSci)* (pp. 1779–1785).
- Ohmer, X., Marino, M., König, P., & Franke, M. (2021). Why and how to study the impact of perception on emergent language in artificial agents. In *Proceedings of the 43rd annual meeting of the Cognitive Science Society (CogSci)* (pp. 1139–1145).
- Peterson, J. C., Abbott, J. T., & Griffiths, T. L. (2018). Evaluating (and improving) the correspondence between deep neural networks and human representations. *Cognitive Science*, 42(8), 2648–2669.
- Portelance, E., Frank, M. C., Jurafsky, D., Sordoni, A., & Laroché, R. (2021). The emergence of the shape bias results from communicative efficiency. In *Proceedings of the 25th conference on computational natural language learning (CoNLL)* (pp. 607–623).
- Radford, A., Wu, J., Child, R., Luan, D., Amodei, D., & Sutskever, I. (2019). Language models are unsupervised multitask learners. *OpenAI Blog*.
- Regier, T., Kay, P., & Khetarpal, N. (2007). Color naming reflects optimal partitions of color space. *Proceedings of the National Academy of Sciences (PNAS)*, 104(4), 1436–1441.
- Ren, Y., Guo, S., Labeau, M., Cohen, S. B., & Kirby, S. (2020). Compositional languages emerge in a neural iterated learning model. In *Proceedings of the 8th international conference on learning representations (ICLR)*.
- Rodríguez Luna, D., Ponti, E. M., Hupkes, D., & Bruni, E. (2020). Internal and external pressures on language emergence: least effort, object constancy and frequency. In *Findings of the Association for Computational Linguistics: EMNLP 2020* (pp. 4428–4437).
- Rosch, E., Mervis, C. B., Gray, W. D., Johnson, D. M., & Boyes-Braem, P. (1976). Basic objects in natural categories. *Cognitive Psychology*, 8(3), 382–439.
- Schuster, P., & Sigmund, K. (1983). Replicator dynamics. *Journal of Theoretical Biology*, 100(3), 533–538.
- Sloutsky, V. M. (2003). The role of similarity in the development of categorization. *Trends in Cognitive Sciences*, 7(6), 246–251.
- Smith, L. B. (1989). From global similarities to kinds of similarities: The construction of dimensions in development. In S. Vosniadou & A. Ortony (Eds.), *Similarity and analogical reasoning* (pp. 146–178). Cambridge, UK: Cambridge University Press.
- Steels, L. (1998). Synthesising the origins of language and meaning using co-evolution, self-organisation and level formation. In J. R. Hurford, M. Studdert-Kennedy, & C. Knight (Eds.), *Approaches to the evolution of language* (pp. 384–404). Cambridge, UK: Cambridge University Press.
- Steels, L. (2001). Language games for autonomous robots. *IEEE Intelligent Systems*, 16(5), 16–22.
- Steels, L., & Belpaeme, T. (2005). Coordinating perceptually grounded categories through language: A case study for colour. *Behavioral and Brain Sciences*, 28(4), 469–489.
- Szegedy, C., Zaremba, W., Sutskever, I., Bruna, J., Erhan, D., Goodfellow, I., & Fergus, R. (2014). Intriguing properties of neural networks. In *Proceedings of the 2nd international conference on learning representations (ICLR)*.
- Taylor, P. D., & Jonker, L. B. (1978). Evolutionary stable strategies and game dynamics. *Mathematical Biosciences*, 40(1), 145–156.
- van der Maaten, L., & Hinton, G. (2008). Visualizing data using t-SNE. *Journal of Machine Learning Research (JMLR)*, 9, 2579–2605.
- Williams, R. J. (1992). Simple statistical gradient-following algorithms for connectionist reinforcement learning. *Machine Learning*, 8, 229–256.
- Wolff, P., & Holmes, K. J. (2011). Linguistic relativity. *WIREs Cognitive Science*, 2(3), 253–265.

Appendices

A Entropy analysis between target objects, messages, and selections

The schema for a three-way information-theoretic analysis of the relation between target objects O , messages M , and selected objects S , is depicted in Figure 10. Quantifying all terms requires generalized definitions of (conditional) mutual information and conditional entropy for three random variables. The mutual information between three variables, also known as interaction information, is defined as

$$I(X, Y, Z) = I(X, Y) - I(X, Y | Z),$$

where the conditional mutual information is the expected mutual information between X and Y given Z :

$$I(X, Y | Z) = \sum_{z \in Z} \sum_{y \in Y} \sum_{x \in X} p(x, y, z) \log \frac{p(z)p(x, y, z)}{p(x, z)p(y, z)}.$$

The conditional entropy of X given Y and Z quantifies the amount of uncertainty that remains about X when knowing Y and Z

$$H(X | Y, Z) = - \sum_{z \in Z, y \in Y, x \in X} p(x, y, z) \log \frac{p(x, y, z)}{p(y, z)}.$$

Our analyses show that in all experiments the mutual information between objects and selections given messages, $I(O, S | M) \approx 0$. In other words, the shared information between target and selection is fully predicted by the messages. The symmetry between sender (objects-messages) and receiver (messages-selections) analysis can also be identified in this more general framework in terms of the following relationships: $H(O | M, S) \approx H(S | O, M)$ and $I(O, M | S) \approx I(M, S | O)$.

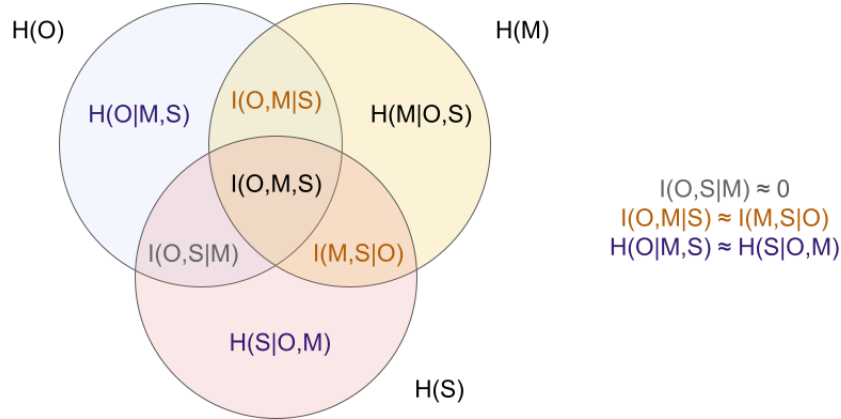


Figure 10: Schema of the information in the target objects, O , the corresponding messages, M , and objects selected by the receiver, S . H denotes entropy and I mutual information. Note, the schema is not an actual set-theoretic representation and serves illustrative purposes only.

B Visualization of label smoothing results

Figure 11 shows t-SNE plots for each CNN pretraining condition. In the DEFAULT and COLOR conditions, clusters form around color values, in the SHAPE condition around shape values, and in the SCALE condition around scale values. The complex similarity relationships in the ALL condition do not fall into clear clusters in two dimensions.

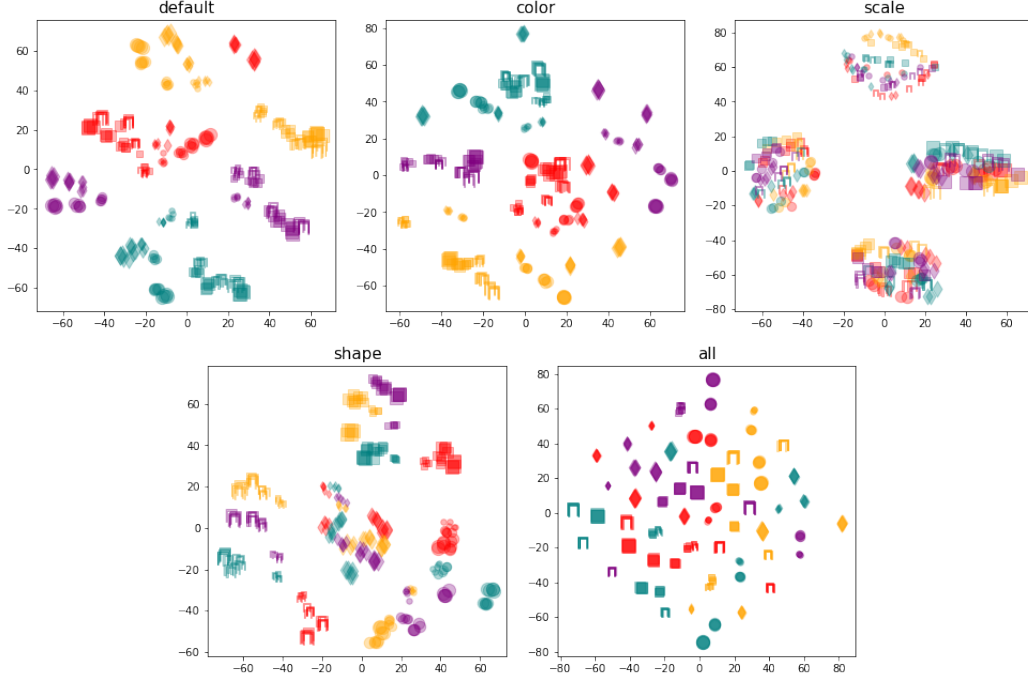


Figure 11: Two-dimensional t-SNE plots of the visual object representations in the penultimate CNN layer for DEFAULT, COLOR, SCALE, SHAPE, and ALL condition. The four color and scale values are given by the four marker colors and marker sizes, while the following mapping from object shape to marker shape is used: (cube, sphere, cylinder, ellipsoid) \rightarrow (square, circle, square cap (\square), rhombus (\diamond)). t-SNE embeddings were calculated on a data subset of 100 random examples per class (6400 data points) using a perplexity of 100, and 2000 iterations. Plotted are the embeddings for 5 random examples per class.

Figure 12 shows the pairwise cosine similarities between object classes in the penultimate fully connected layer (i.e. the last fully connected layer before the softmax) of the trained CNNs for the five pretraining conditions. Object attributes are structured periodically in the data set. For object class c , color is determined by $(c - 1) \bmod 16$, shape by $(c - 1) \bmod 4$, and scale by $((c - 1) \bmod 16) // 4$, where \bmod is the modulo operator, and $//$ division without remainder. These periodic patterns are reflected in the similarity matrices. However, the patterns are not perfect as similarities are still influenced by the input topology and not entirely determined by the label distribution.

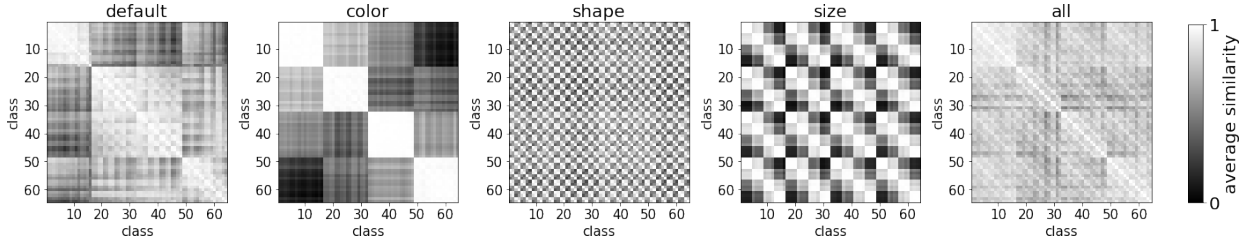


Figure 12: Pairwise representational similarities between object classes in the penultimate CNN layer for DEFAULT, COLOR, SCALE, SHAPE, and ALL condition. Average cosine similarities were calculated from 50 random examples per class.

C Increasing vocabulary size and number of distractors

Figure 13 shows the effectiveness scores for different vocabulary sizes and numbers of distractors across ten runs per condition. For $|V| = 4$ (top row) increasing the number of distractors does not increase effectiveness. Given this limited vocabulary size, the communicative content does not improve when more distractors are used. Increasing the

vocabulary size to $|V| = 8$ or $|V| = 12$ (center and bottom rows) makes the task easier and allows the agents to find better protocols, which is reflected in higher effectiveness scores (and test rewards, not shown here). Increasing the number of distractors in addition to the vocabulary size (right column) can further increase the average effectiveness for some conditions. Although average effectiveness increases with a larger vocabulary size in the DEFAULT condition, average effectiveness in the ALL condition is still significantly higher for vocab size $|V| = 8$ and $|V| = 12$ and either number of distractors (lower bounds of bootstrapped 95% CIs for differences in means > 0.020); and so are the test rewards (not shown here). So, also when nudged to communicate more information about each attribute, ALL agents develop better protocols than DEFAULT agents.

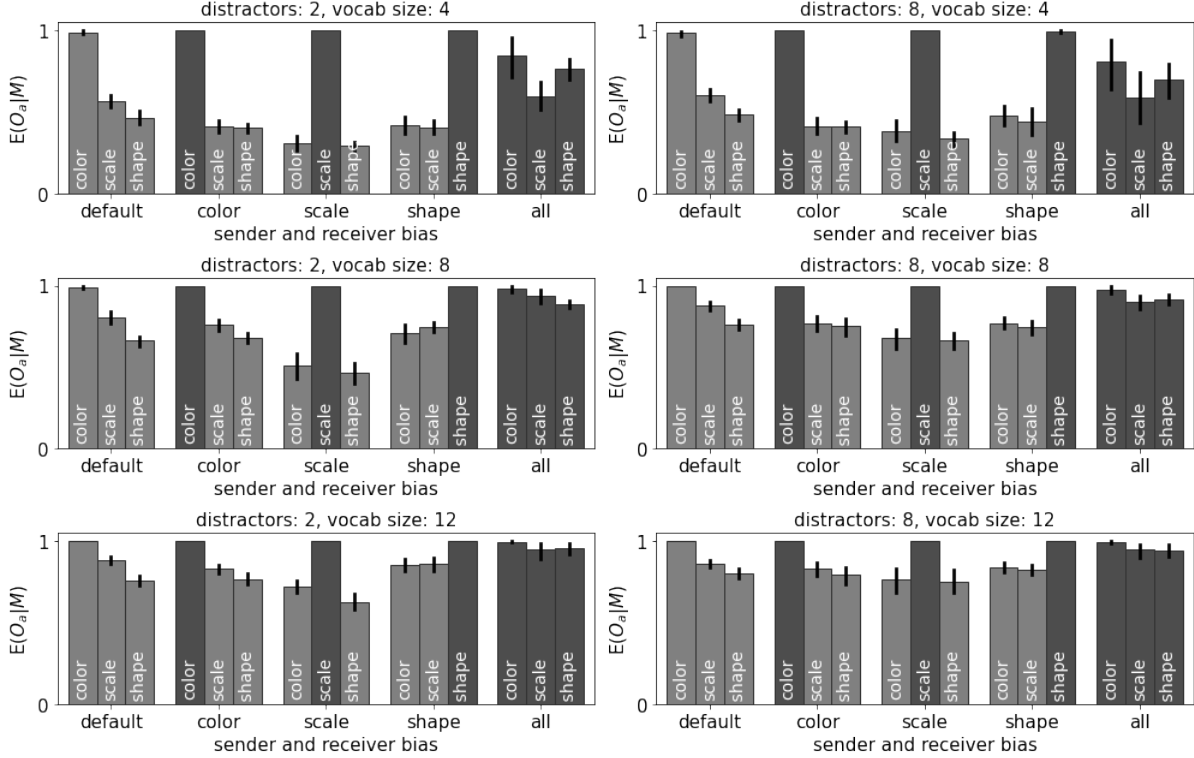


Figure 13: Effectiveness per attribute for different vocabulary sizes (4, 8, 12) in rows, and different numbers of distractors (2, 8) in columns. Sender-receiver pairs with the same bias play the reference game, and only the language module weights are trained. The bars are labeled with the attribute a used for calculating $E(O_a|M)$, with attributes enforced via label smoothing in dark gray. We report means and bootstrapped 95% CIs calculated from ten runs each.

D Performance for biased-default agent combinations

| | | color | scale | shape | all |
|----------------------------|--------------|-------------------|-------------------|-------------------------------------|-------------------------------------|
| S biased, R default | train reward | 0.919 ± 0.012 | 0.921 ± 0.014 | 0.936 ± 0.009 | 0.952 ± 0.005 |
| | test reward | 0.921 ± 0.012 | 0.923 ± 0.014 | 0.939 ± 0.010 | 0.955 ± 0.005 |
| | $E(O_a, M)$ | 0.600 ± 0.024 | 0.596 ± 0.026 | 0.628 ± 0.025 | 0.692 ± 0.018 |
| R biased, S default | train reward | 0.945 ± 0.013 | 0.959 ± 0.003 | 0.965 ± 0.005 | 0.960 ± 0.003 |
| | test reward | 0.947 ± 0.014 | 0.962 ± 0.003 | 0.966 ± 0.005 | 0.961 ± 0.004 |
| | $E(O_a, M)$ | 0.664 ± 0.037 | 0.700 ± 0.018 | 0.735 ± 0.025 | 0.690 ± 0.016 |

Table 3: Training rewards, test rewards, and average effectiveness across attributes for sender-receiver (S-R) pairs consisting of one biased and one DEFAULT agent, when only the language modules are trained. Reported are means and bootstrapped 95% CIs of ten runs per condition. The best value across conditions is highlighted.

E Performance in language learning and language emergence

In the language learning scenario, the sender (vision and language module) is fixed and we study the effects on the DEFAULT receiver, that is learning the language. In the language emergence scenario, we consider the two cases that a DEFAULT receiver is paired with different senders, and that a DEFAULT sender is paired with different receivers. Figure 14 shows the training and test rewards for both scenarios.

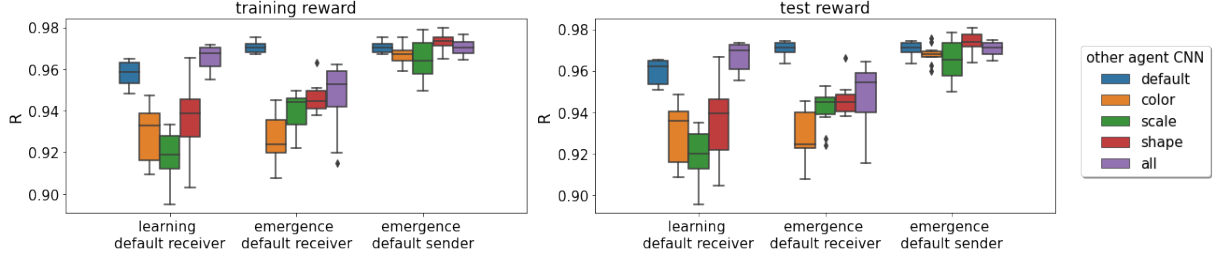


Figure 14: Boxplots of training and test rewards in the language learning and language emergence scenarios, when studying the influence of differences in language on perception. Shown are the results across ten runs each for communication partners with different perceptual biases (color-coded), always in combination with a DEFAULT agent.

F Grid search for mixed-bias agents

We conducted a grid search to generate comparable mixed-bias agents. We pretrained CNNs enforcing always two attributes: color-scale, color-shape, or scale-shape. The goal of our search was to identify a network for each condition, such that 1) biases for enforced attributes are strong, 2) biases for enforced attributes are approximately equally strong within and across networks, 3) biases for not enforced attributes are approximately zero, and 4) achieved training accuracies are reasonably high. For the grid search we varied the smoothing factor $\sigma \in \{0.6, 0.7, 0.8\}$, and used different weightings between the two enforced biases $w \in \{[0.05, 0.95], [0.10, 0.90], [0.15, 0.85], \dots, [0.85, 0.15], [0.90, 0.10], [0.95, 0.05]\}$. We selected a network for each condition (see Table 4), by optimizing the first three criteria under the constraint of a minimum training accuracy of 0.97. For each condition, the smoothing factor 0.8 yielded the best network. The weighting parameters show that to obtain these results one must counterbalance the networks' inherent color bias, by using weaker enforcement for color than the other attribute. Biases for enforced attributes lie around 0.45, and biases for other attributes around 0.00.

| condition | σ | w | test r | RSA_{color} | RSA_{scale} | RSA_{shape} |
|-------------|----------|--------------|----------|---------------|---------------|---------------|
| color-scale | 0.8 | [0.30, 0.70] | 0.996 | 0.444 | 0.483 | 0.000 |
| color-shape | 0.8 | [0.35, 0.75] | 1.000 | 0.458 | -0.002 | 0.435 |
| scale-shape | 0.8 | [0.75, 0.25] | 0.974 | -0.001 | 0.464 | 0.430 |

Table 4: Results of the grid search across mixed-bias networks. Each row shows parameters (smoothing factor σ , and weighting w), test rewards (test r), and visual biases measured as RSA-scores between network representations and attribute templates ($RSA_{attribute}$).

Simply using a fixed smoothing factor (e.g. $\sigma = 0.6$) and enforcing both relevant traits with equal weight yields the same qualitative but weaker quantitative results in the evolutionary analysis, compared to using the networks obtained from the grid search. Quantitative differences arise due to systematic (inherent color preference) and unsystematic (random seed) imbalances between network biases. For example, on a game where color and shape are relevant, COLOR-SHAPE agents should achieve particularly high rewards. But if a COLOR-SHAPE agent has a very strong color but weak shape bias, and a SCALE-SHAPE agent has a comparatively stronger shape bias, combining the two agents may result in similarly high rewards. The grid search allows us to eliminate such confounding effects.

G Control experiments varying task-relevant attributes

In our control experiments for the evolutionary analysis, we vary which attributes are relevant to the communication game. Always two of the attributes color, scale, and shape are relevant, i.e. one attribute is not relevant. For the

irrelevant attribute, sender and receiver target may have different values. Figure 15 shows example receiver inputs for different relevance conditions (either color, scale, or shape irrelevant), given the same sender input.

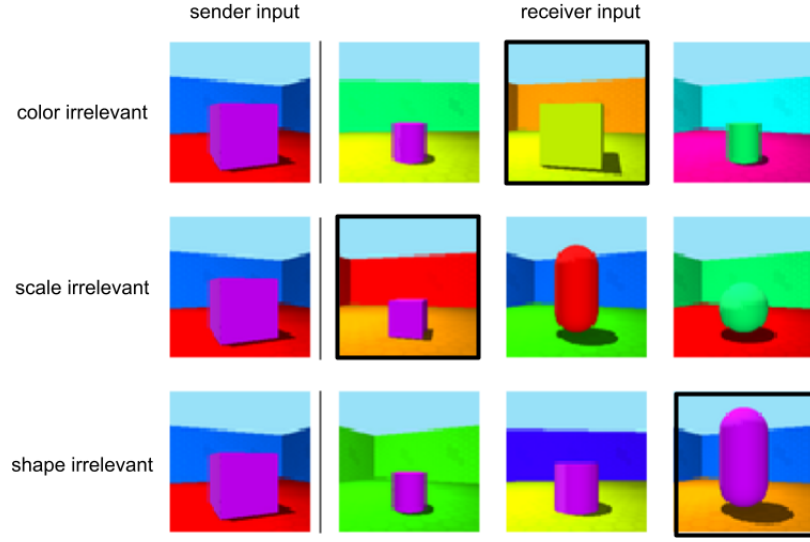


Figure 15: Example inputs for different relevance conditions: color irrelevant (top row), scale irrelevant (middle row), and shape irrelevant (bottom row). The receiver target for each condition is marked by a black box.