

Primordial Power Spectrum from Lensed CMB Temperature Spectrum using Iterative Delensing.

Rajorshi Sushovan Chandra,^{a,1} and Tarun Souradeep^{b,a}

^aInter-University Centre for Astronomy and Astrophysics, Post Bag 4, Ganeshkhind, Pune 411 007, India

^bIndian Institute of Science Education and Research, Dr. Homi Bhabha Road, Pashan, Pune, 411 008, India

Abstract. We address a current caveat in the deconvolution of the Primordial Power Spectrum (PPS), from observed Cosmic Microwave Background (CMB) temperature anisotropy, in the presence of weak lensing of the CMB by the large scale structure (LSS) in the Universe. We propose a modification to the popular Richardson-Lucy (RL) deconvolution algorithm used in the context of reconstructing a free-form PPS, $P_R(k)$ from observed lensed CMB temperature anisotropy power spectrum \tilde{C}_ℓ^{TT} . We show that the modified RL algorithm works in the context of a non-linear convolution problem, such as in the case of weak lensing. The Non-Linear Iterative Richardson-Lucy (NIRL) algorithm is successful at both convergence, as well as fidelity, in reconstructing features in some underlying PPS. This makes PPS reconstruction efforts more robust in the context of lensed CMB temperature observations. No prior assumptions on the PPS are involved during the iterative delensing process, and distinct improvement is noted over a power-law template based delensing approach used earlier, at the cost of moderately increased computational cost due to the NIRL reconstruction.

¹Corresponding author.

Contents

1	Introduction	1
2	Temperature Power Spectrum C_ℓ^{TT} Weak Lensing Correction	2
3	Method : Non-Linear Richardson-Lucy Deconvolution	4
4	Results Ia : Kernel Simulation	6
4.1	Kernel Simulation and Lensing Correction	6
5	Results Ib : Simulated NIRC Reconstruction	8
5.1	Results i) : Power Law Reconstruction with Delensing	8
5.2	Results ii) : Feature Reconstruction with Delensing	10
6	Discussion	14
7	Acknowledgements	17
	Appendices	19

1 Introduction

There have been purported anomalies in recent cosmological results, some of which are statistically significant, such as the Hubble constant discrepancy from the Λ CDM standard model validating using Planck data [32–35], which now stands at a 4.4σ deviation [1, 17]. Some of such anomalies are less clear as to if they are statistical artefacts, or actual observational outliers, such as the A_L anomaly, where deviations from the theoretical smoothing of the weak lensing of CMB power spectra shows a 10% excess, albeit at only 2σ deviation [2, 3, 33]. Ironically, the theoretical framework of weak lensing, under General Relativity, is highly quantified and well established by a plethora of independent and diverse observational data. Yet it is the weak lensing of CMB power spectra that still presents a primary challenge in the analysis of the relevant observables, both as an observable in its own right, as well as a contaminant. This has led to a burgeoning field of research which seeks to reconcile the strong validity of the evolutionary physics that lead to present day observables, with these possible observed anomalies, by seeking modifications to the early Universe observables, such as in the field of inflationary models, particularly the structure of the Primordial Power Spectrum (PPS) $P_R(k)$ [28–31]. There have been two classes of approaches in this regard, which are complementary to each other, a model based and a free form reconstruction approach. There have been model construction based approaches, such as [4, 5], both to explain low ℓ features as well as address possible high ℓ features such as lensing excess in C_ℓ^{TT} . Recent work has focussed on analyzing the H_0 tension in context of a free-form $P_R(k)$ reconstruction using the improved Richardson-Lucy (IRL) deconvolution algorithm [6, 17] as well as for general feature hunting. There are also other free-form and other reconstruction methods that have been developed [11, 36–40, 43]. Results have shown promise within the bounds and assumptions of this method, and produce a relatively high frequency (with respect to the reconstruction bounds) oscillatory feature at high k regions, while considering a prior assumption of the

H_0 , Ω_m and σ_8 evaluated from local Universe observations and remaining parameters from Λ CDM inference. It is interesting to note that such a $P_R(k)$ fit does solve the purported tensions while improving the precision of those parameters upon inference. Since a free-form fitting is likely to risk the possibility of over-fitting or fitting of noise, this necessitates a level of precision over the reconstruction algorithm that is capable of discerning and filtering out such effects while being able to probe actual data. The effect of weak lensing acoustic peak smoothing of the C_L^{TT} power spectrum has been demonstrated and discussed in context of IRL based $P_R(k)$ reconstruction earlier [6, 16]. Weak lensing when not considered, can easily produce artefacts at high k in the $P_R(k)$ and is degenerate with any physical origin deviations from power law in $P_R(k)$ and has to be accounted for. Previous work on this is based on a template approach while subtracts the lensing smoothing contribution using a power law based template before deconvolution using the RL algorithm. While this is a valid approach when the underlying PPS is not very far removed from a power law itself, it is a worthwhile exercise to consider the non linear effects of the PPS convolution under weak lensing when the PPS itself is not limited to a power law. In this work we provide a formal expression of the weak lensing effect on the C_ℓ^{TT} power spectrum transport kernel and provide a modified version of the RL deconvolution algorithm that can account for this non linear convolution with the end goal of improving deconvolution accuracy. Such an exercise has tangible implications when validating the results of PPS based approaches to address anomalies like H_0 discordance and lensing excess, especially when applying on high precision CMB data from now and future missions.

The layout of the paper is as follows, We present the weak lensing correction kernel to the temperature anisotropy power spectrum in section 2. Then we propose our modified NIRL algorithm for addressing such non-linear convolutions and provide the numerical algorithm for its operation in section 3. We then provide a brief overview and description of the transfer kernel as well as the numerical details involved in simulating the lensing correction kernel to be used in the NIRL estimator in section 4. Finally we move on to the results where we perform a null test to determine convergence and a feature based reconstruction to determine estimator accuracy, in section 5. In the end we round it off with a discussion and possible future work goals in section 6.

2 Temperature Power Spectrum C_ℓ^{TT} Weak Lensing Correction

A key observation when deconvolving the $P_R(k)$ from the observed C_ℓ^{TT} is the effect of weak lensing on the C_ℓ^{TT} power spectrum and it's consequent effects on the recovered PPS $P_R(k)$. It is shown that when utilizing the full C_ℓ^{TT} data, a reconstruction of the PPS that does not account for weak lensing acoustic damping, produces a distinct spurious feature similar to a wave packet at the k regions of 3×10^{-2} to 2×10^{-1} . The current approach to dealing with this is to generate a lensing template using fiducial cosmology and pre-process the C_ℓ^{TT} data by subtracting said template before IRL deconvolution. While practical and efficient with respect to computing resources, the issue with this approach is that the template based delensing process inherently assumes a fiducial $C_L^{\phi\phi}$ weak lensing power spectrum. It has been demonstrated earlier that the weak lensing power spectrum $C_L^{\phi\phi}$ can be expressed as a convolution of the primordial power spectrum $P_R(k)$ with the transport kernel $G_L^{\phi\phi}(k)$ and the RL estimator has been successfully employed in deconvolution with relevant statistical analyses and optimization algorithms [18]. This naturally poses a circular problem of having to assume a form of $C_L^{\phi\phi}$, based on a Power Law $P_R(k)$, when we are trying to reconstruct the

$P_R(k)$ itself. Beyond this an attempt to reconstruct the $P_R(k)$ directly without having to make any assumptions in the secondary corrections, at the cost of some reasonable computation resources, provides a more rigorous basis for the reconstruction and produces an estimator robust to future increases in measurement precision of the observed power spectrum and future model deviations.

In order to proceed towards a clean delensed reconstruction of the $P_R(k)$ from the lensed \tilde{C}_ℓ^{TT} , we lay out the mathematical formalism for the lensing effect on the power spectrum in this section. We write the Taylor expansion of the lensed temperature anisotropy field expanded around the projected gradient order lensing potential. By taking terms upto the second order in ϕ_{LM} , such that we can obtain a full expression of the lensed \tilde{C}_ℓ^{TT} upto first order in $C_L^{\phi\phi}$, we obtain

$$\tilde{\Theta}_{\ell m} = \Theta_{\ell m} + \sum_{l_1 m_1} \sum_{l_2 m_2} \Theta_{l_2 m_2} \phi_{l_1 m_1} I_{\ell l_2 l_2}^{m m_1 m_2} + \frac{1}{2} \sum_{l_1 m_1} \sum_{l_3 m_3} \phi_{l_1 m_1} \phi_{l_2 m_2} \Theta_{l_3 m_3} J_{\ell l_1 l_2 l_3}^{m m_1 m_2 m_3}.$$

Here the terms $I_{\ell l_2 l_2}^{m m_1 m_2}$ and $J_{\ell l_1 l_2 l_3}^{m m_1 m_2 m_3}$ correspond to geometric shape factors which incorporate information of the spherical harmonic basis. Assuming the Gaussianity and statistical isotropy conditions for both the temperature anisotropy and weak lensing field hold, we obtain the 2-point correlation function

$$\begin{aligned} \tilde{C}_\ell^{TT} &= C_\ell^{TT} + \sum_{l_1 m_1} \sum_{l_2 m_2} C_{l_2}^{TT} C_{l_1}^{\phi\phi} I_{\ell l_2 l_2}^{m m_1 m_2} I_{\ell' l_2 l_2}^{m' m_1 m_2} \\ &\quad + \frac{1}{2} \sum_{l_1 m_1} [C_{l_1}^{\phi\phi} C_{\ell'}^{TT} \sum_{\ell' m'} J_{\ell l_1 l_1 \ell'}^{m m_1 m_1 m'} + C_{l_1}^{\phi\phi} C_\ell^{TT} \sum_{\ell m} J_{\ell' l_1 l_1 \ell}^{m' m_1 m_1 m}]. \end{aligned} \quad (2.1)$$

Using spherical harmonic operations and identities and following the procedure developed in [24, 25, 27], we can simplify the shape factor sums into the following relations

$$\begin{aligned} S_{\ell l_1 l_2}^{(a)} &= \frac{1}{2\ell + 1} (F_{\ell l_1 l_2})^2 \\ S_{\ell l_1}^{(b)} &= -\frac{1}{2} \ell(\ell + 1) l_1(l_1 + 1) \frac{2l_1 + 1}{4\pi} \\ \tilde{C}_\ell^{TT} &= C_\ell^{TT} + C_\ell^{TT} \sum_{l_1} C_{l_1}^{\phi\phi} S_{\ell l_1}^{(b)} + \sum_{l_1 l_2} C_{l_1}^{\phi\phi} C_{l_2}^{TT} S_{\ell l_1 l_2}^{(a)} \\ &= C_\ell^{TT} + \Delta C_\ell^{(b)TT} + \Delta C_\ell^{(a)TT}, \end{aligned} \quad (2.2)$$

where $F_{l_1 l_2 l_3}$ is given by.

$$F_{l_1 l_2 l_3} = \frac{1}{2} [l_2(l_2 + 1) + l_3(l_3 + 1) - l_1(l_1 + 1)] \sqrt{\frac{(2l_1 + 1)(2l_2 + 1)(2l_3 + 1)}{4\pi}} \begin{pmatrix} l_1 & l_2 & l_3 \\ 0 & 0 & 0 \end{pmatrix}. \quad (2.3)$$

This final result given in equation 2.2 corresponds to the now commonly known result of the damping of the peak and filling of the valleys of the C_ℓ^{TT} power spectrum, which expresses the effect of weak lensing on the temperature anisotropy. It can be seen that weak lensing becomes

a significant effect, especially at high ℓ , which is also where the observational precision is higher with respect to the cosmic variance limit. Therefore it becomes imperative to account for this effect when performing any kind of parameter or free form estimation from the temperature power spectrum. As discussed in the introduction section, the work by [16] addresses this by subtracting a lensing template generated using CAMB ([26]) from the observed \tilde{C}_ℓ^{TT} . In this paper we present a novel alternate methodology that addresses the weak lensing contribution in the context of a free form PPS reconstruction using the Richardson-Lucy deconvolution algorithm.

3 Method : Non-Linear Richardson-Lucy Deconvolution

A broad body of work has been performed on the Richardson-Lucy (RL) deconvolution in existing literature [7–10, 12, 13, 15, 16, 19–21, 41, 42]. We will follow the notation, formalism and groundwork laid out in [18] in this work. We recall that the MRL algorithm, which is the RL algorithm modified to incorporate observed covariance matrix information, is based upon certain premises, of which the positive definite nature of the power spectra and radiative transport kernel [22, 23], as well as the linear convolution form is primary, given by

$$C_\ell^{XX} = \sum_k P_k G_{\ell k}^{XX}. \quad (3.1)$$

In our formulation of the lensing effect on C_ℓ^{TT} we can write the two power spectra of the CMB temperature and Weak Lensing field as

$$\begin{aligned} C_\ell^{TT} &= \sum_k P_k G_{\ell k}^{TT} \\ C_L^{\phi\phi} &= \sum_{k_1} P_{k_1} G_{L k_1}^{\phi\phi}. \end{aligned} \quad (3.2)$$

Substituting these expressions into equation 2.2 we can express the lensed temperature anisotropy power spectrum as

$$\begin{aligned} \tilde{C}_\ell^{TT} &= \sum_k P_k \tilde{G}_{\ell k}^{TT} \\ &= \sum_k P_k \left[G_{\ell k}^{TT} \left(1 + \sum_{k_1} P_{k_1} \sum_{l_1} G_{l_1 k_1}^{\phi\phi} S_{\ell l_1}^{(b)} \right) + \left(\sum_{k_1} P_{k_1} \sum_{l_1 l_2} G_{l_1 k_1}^{\phi\phi} G_{l_2 k}^{TT} S_{\ell l_1 l_2}^{(a)} \right) \right]. \end{aligned} \quad (3.3)$$

In this form the lensed temperature spectrum becomes a non-linear function of the PPS, P_k . The challenge is that the Richardson-Lucy algorithm is in principle designed to work on a linear convolution operation. At this juncture, we propose a way out; owing to the fact that the lensing effect is a secondary higher order correction and an order of magnitude weaker than the primary power spectrum, one can approximate the higher order lensing contribution from the P_k using the previous iteration estimate when being reconstructed by the Richardson-Lucy algorithm. There are two ways to implement this; we can either add the lensing correction to the probability/convolution kernel after each iteration, or we can delens the data using the template constructed from the previous iteration P_k . We prefer not to modify the data as much as possible and consider the kernel update as being a numerically

'cleaner' way to analyse the data. For observational data the template approach could result in negative value of C_ℓ^{TT} at high ℓ 's due to realisation noise and so on, which add a layer of needless complexity. However in principle, both methods should yield the same result in the context of a power law form PPS, when applied on ideal simulated data. Given the original MRL algorithm used till date, in equation 3.4

$$\begin{aligned}
P_k^{(i+1)} &= P_k^{(i)} \left[1 + \sum_\ell \tilde{G}_{\ell k}^{TT} \left(\frac{\hat{C}_\ell^{TT}}{C_\ell^{TT(i)}} - 1 \right) \tanh^2([\hat{C}_\ell^{TT} - C_\ell^{TT(i)}] \Sigma^{-1} [\hat{C}_\ell^{TT} - C_\ell^{TT(i)}]^T) \right] \\
&= P_k^{(i)} \left[1 + \sum_\ell \tilde{G}_{\ell k}^{TT} \left(\frac{\hat{C}_\ell^{TT}}{C_\ell^{TT(i)}} - 1 \right) \tanh^2 \left(\frac{\hat{C}_\ell^{TT} - C_\ell^{TT(i)}}{\hat{\sigma}_\ell} \right)^2 \right] \\
\tilde{G}_{\ell k}^{TT} &: \text{Discretized Kernel normalised over } \ell \\
\hat{C}_\ell^{TT} &: \text{Data } C_\ell^{TT} \\
\Sigma^{-1} &: \text{Error covariance matrix of the data } \hat{C}_\ell^{TT} \\
C_\ell^{TT(i)} &= \sum_k G_{\ell k}^{TT} P_k^{(i)}.
\end{aligned} \tag{3.4}$$

The transfer kernel $\tilde{G}_{\ell k}^{TT(i)}$ is corrected at each RL iteration i to include the lensing contribution $\Delta G_{\ell k}^{TT(i)}$ calculated from the previous iterated estimate $P_k^{(i)}$. The estimator is expected to iteratively converge to the actual solution as before, if secondary corrections are accounted for by this method. This correction is expressed in the following equation, where the lensed kernel (iterated) is given by,

$$\begin{aligned}
\tilde{G}_{\ell k}^{TT(i)} &= G_{\ell k}^{TT} \left[1 + \sum_{k_1} P_{k_1}^{(i)} \sum_{l_1} G_{l_1 k_1}^{\phi\phi} S_{\ell l_1}^{(b)} \right] + \left[\sum_{k_1} P_{k_1}^{(i)} \sum_{l_1 l_2} G_{l_1 k_1}^{\phi\phi} G_{l_2 k}^{TT} S_{\ell l_1 l_2}^{(a)} \right] \\
&= G_{\ell k}^{TT} + \Delta G_{\ell k}^{TT(i)}.
\end{aligned} \tag{3.5}$$

In addition we forgo the regularising \tanh^2 error accounting term for this project, since the goal is to validate the non-linear iterative reconstruction modification. It is straightforward to extend the error accounting for the NIRL algorithm for analysis on noise incorporated data. The final NIRL algorithm is given by

$$\begin{aligned}
P_k^{(i+1)} &= P_k^{(i)} \left[1 + \sum_\ell \hat{G}_{\ell k}^{TT(i)} \left(\frac{\hat{C}_\ell^{TT}}{C_\ell^{TT(i)}} - 1 \right) \right] \\
\hat{G}_{\ell k}^{TT(i)} &= G_{\ell k}^{TT} + \Delta G_{\ell k}^{TT}(P_k^{(i)}) : \text{Normalized over } \ell \\
\hat{C}_\ell^{TT} &: \text{Lensed } C_\ell^{TT} \text{ Data} \\
C_\ell^{TT(i)} &= \sum_k \hat{G}_{\ell k}^{TT(i)} P_k^{(i)}.
\end{aligned} \tag{3.6}$$

Since we do not make any prior assumptions of the lensing correction being made, and let it vary with the estimator, we expect that any features in the PPS that deviate from the

power law model used in the delensing template based approach should be recovered much better when corrected using the non-linear iterative approach postulated here. In addition, we note that this method is likely to be useful for any general application of the Richardson-Lucy deconvolution method that is applicable on such deconvolution problems and expect interesting results when applied to physical effects that are more likely to involve non-linear effects, such as late time structure formation power spectra, deblurring and image processing of multi stage blur (such as, multiple lens assemblies) and so on. The rigorous mathematical validation of the broader scope of such a method remains an open question. As an example, a series expansion derivation may be able to show that such an estimator will converge to the true solution when the non-linear corrections can be treated as a perturbation around the primary convolution.

4 Results Ia : Kernel Simulation

In this section we perform a preliminary proof of concept simulated test of the non-linear iterative Richardson-Lucy (NIRL) deconvolution estimator. Our two key goals will be to study the convergence of the NIRL estimator itself and to compare its efficacy in reconstruction compared to the template based lensing cleaning approach in previous literature. We will focus on the ideal theoretical power spectra simulations and forgo the realisation based data with cosmic variance limited error bars, as well as the Monte-Carlo sampling based error covariance matrix analysis. This is due to computation time constraints as the iterative method to account for non-linear corrections increases the time per NIRL iteration and any reasonable number of sample or error accounting would make the time infeasible for the scope of this method's paper, which is primarily to establish the validity of the NIRL algorithm itself. In addition the higher granularity and fine features in the temperature radiative transport convolution kernel means it has a capacity for larger degrees of freedom for the free form $P_R(k)$ fit, which in turn requires a larger sample set of Monte-Carlo reconstruction realisations. All this adds to computation time. However it is not algorithmically challenging and we expect to perform the comprehensive analysis in future on actual observation data.

4.1 Kernel Simulation and Lensing Correction

In this section we provide an overview of the transfer kernel, the simulation procedure as well as the lensing correction added to it. We plot the top down heatmap of the kernel in figure 1. We use the Planck [33] inferred cosmological parameters to generate the CMB temperature anisotropy transfer kernel, detailed in table 1. The simulation parameters used are default except for the setting `pars.set_accuracy(1SampleBoost = 51)`. The numerical equivalent kernel expression $G_{\ell k}^{TT} = G_{\ell}^{TT}(\bar{k})\Delta k$ is shown in figure 2.

We can clearly note the difference with respect to the weak lensing kernel $G_{Lk}^{\kappa\kappa}$ in figures 1 and 2. The temperature kernel is significantly sharp and the acoustic oscillation behaviour is clearly encoded in the transfer function, which allows the temperature anisotropy spectrum to be a discriminating observable for inferring cosmological parameters. Much work has already been done on this estimator in existing literature. We briefly point out that reconstruction support is broadly limited to the regions of $k \approx [10^{-4} \rightarrow 0.15]$. The initial guess sensitivity follows the support limitations, as shown in [7].

Regarding the weak lensing correction as a function of the Primordial Power Spectrum, $P_R(k)$, we use the equation 3.6. The key computation work involves calculating the shape factors $S_{\ell_1 \ell_2}^{(a)}$ and $S_{\ell_1}^{(b)}$. Term (a), going over 3 indices is both time consuming and memory

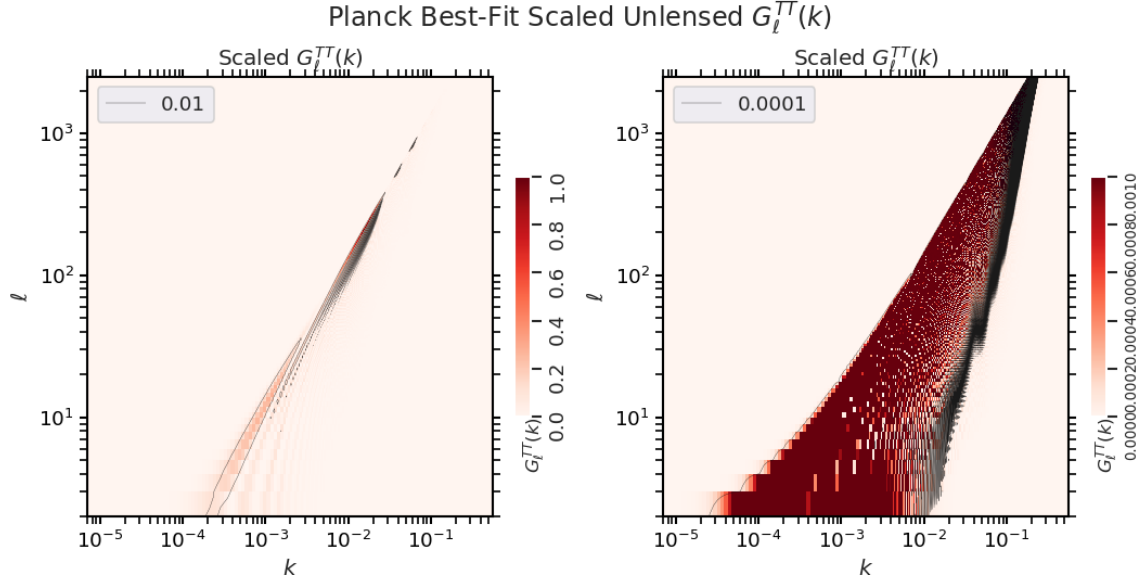


Figure 1: This plot shows a top-down view of the scaled transfer function given by $G_\ell^{TT}(k)/G_\ell^{TT}(k)_{max}$, scaled to a maximum power value of 1. The first plot shows the function with the complete power range 0 to 1 on the colorbar and a power level contour of 0.01. The second plot shows the function in a power range 0 upto 0.001 on the colorbar with a power level contour of 0.0001.

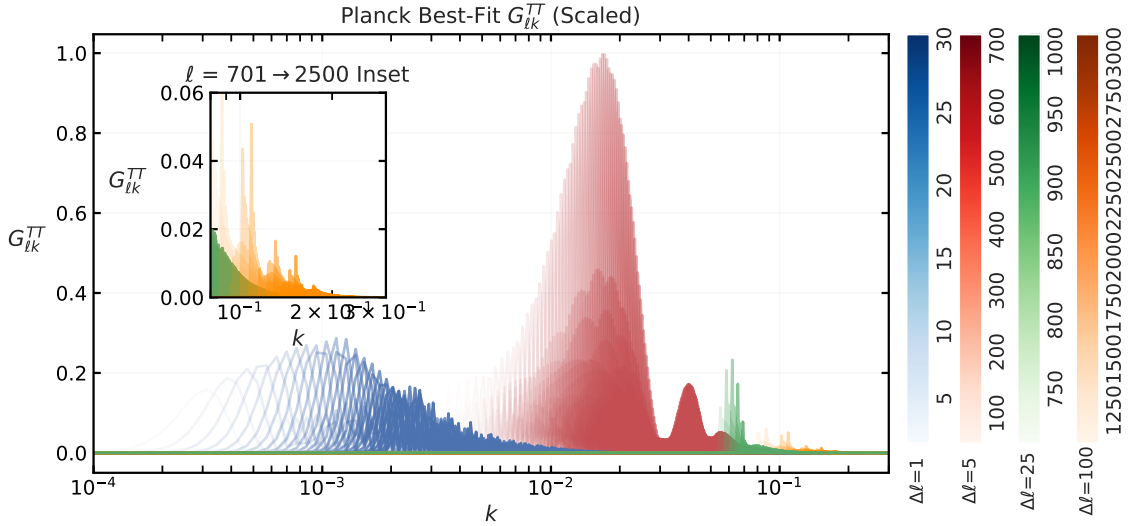


Figure 2: The plot shows the kernel with the numerical integration step size multiplied $G_{\ell k}^{TT} = G_\ell^{TT}(k)\Delta k$, projected onto the k vs $G_\ell^{TT}(k)$ plane where ℓ is parametrized as a color gradient within blocks of ℓ with corresponding $\Delta\ell$ step sizes showing the plotted frequency of ℓ blocks. The ℓ blocks are roughly segmented by the relative amount of power they transfer.

<i>Parameter</i>	<i>Planck Best-Fit</i>
H_0	67.36
$\Omega_b h^2$	0.022 37
$\Omega_c h^2$	0.1200
m_ν	0.06 eV
Ω_K	0
τ	0.0544
A_s	0.9
n_s	0.9649
r	0

Table 1: The physical parameters on which the CAMB calculated Λ CDM cosmology radiative transfer kernel is based on [33].

l_1, l_2	Range For $S_{\ell_1 l_2}^{(a)}, S_{\ell_1}^{(b)}$	Range
l_1		2.2500
l_2		2.3000

Table 2: The table provides the weak lensing correction precision range for l_1, l_2 in $S_{\ell_1 l_2}^{(a)}, S_{\ell_1}^{(b)}$.

heavy, owing to the 3j symbols and indices respectively. The computation can be easily solved by a one-time calculation and storage, which costs around 30 GB of storage memory. This leads to an approximate read in and calculation time of 2 minutes for the lensing correction calculation per NIRL iteration. The lensing correction is clearly a function of the unlensed temperature and lensing potential kernel themselves and hence will be sensitive to the ℓ range accounted for. We use the range

We can see that while $C_L^{\phi\phi}$ is dominant at low L 's, C_ℓ^{TT} has a high contribution even at high ℓ , especially because the lensing effect is dominant there owing to Silk damping of the unlensed temperature power. As a result the l_2 range must be kept reasonably larger than the lensed \tilde{C}_ℓ^{TT} range which is being probed, in order to properly account for the lensing correction power. We have considered the case when $l_2 = \ell + 500$. We will show quantify this choice later on by comparing it to CAMB precision. In the next section we move on to our simulation results.

5 Results Ib : Simulated NIRL Reconstruction

5.1 Results i) : Power Law Reconstruction with Delensing

In this section we first perform the tests whereby we evaluate the accuracy of our weak lensing correction mechanism and do a null test to see if it performs convergence under our NIRL estimator algorithm. For a power law $P_R(k)$, we perform the following tests in table 3. The identifier (**Power Law**) here denotes that all power spectra are constructed assuming a power law PPS.

Null Test Steps
1. Weak Lensing Kernel ΔC_ℓ^{TT} vs CAMB ΔC_ℓ^{TT}
2. IRL Reconstruction from Unlensed CAMB C_ℓ^{TT} (Power Law)
3. IRL Reconstruction from Lensed CAMB \tilde{C}_ℓ^{TT} (Power Law)
4. IRL Reconstruction from $\tilde{C}_\ell^{TT} - \Delta C_\ell^{TT}$ (Power Law)
5. NIRL Reconstruction from Lensed CAMB \tilde{C}_ℓ^{TT} (Power Law)

Table 3: This table lists the null test steps undertaken to validate the NIRL estimator and its convergence.

The plot for step 1. in table 3 is given in figure 3. In the top figure the unlensed C_ℓ^{TT} is clearly distinct however the visually it is difficult to inspect the difference between CAMB and our NIRL Kernel generated lensed \tilde{C}_ℓ^{TT} . The relative difference between the lensed and unlensed C_ℓ^{TT} from both CAMB and NIRL Kernel is given in the third plot, which clearly inspects our Kernel precision. It can be seen that at higher ℓ , our NIRL Kernel overestimates the lensing contribution. The reason for this is mentioned in the consideration in table 2. To get an increased precision to the CAMB C_ℓ^{TT} , we need to experiment with the extra ℓ range in the Kernel evaluation. However for the current work, the precision difference is less than the cosmic variance and is relative, hence it will not be extremely important when analyzing the convergence and reconstruction capability of NIRL.

With the NIRL Lensing Kernel correction formulated, we proceed to perform null tests on the Power Law model C_ℓ^{TT} data. These incorporate steps 2-5 in table 3 and the results are show in figure 4. All IRL/NIRL reconstruction have been carried out for fixed 100 iterative loops in order to keep the comparisons relevant.

The first plot 4a runs the original IRL reconstructor on the unlensed C_ℓ^{TT} spectrum generate using CAMB. As expected the reconstruction visually recovers the input power law $P_R(k)$ accurately, with the support regions clearly within $k \in [10^{-4} \rightarrow 0.2]$. This is our null test comparison. (In addition, for future reconstructions, this support range will be used to depict all recovered $P_R(k)$ plots). In plot 4b we show the $P_R(k)$ recovered usign the IRL method from the Lensed \tilde{C}_ℓ^{TT} spectrum from CAMB. This clearly shows the generation of a spurious feature on the recovered $P_R(k)$, which is a consequence of the ignored lensing contribution. To address this, we can take two approaches; a Power Law based lensing template correction, subtracted from the lensed $\tilde{C}_\ell^{TT} - \Delta C_\ell^{TT}$ or an NIRL approach for a non linear convolution directly on the lensed \tilde{C}_ℓ^{TT} . In figure 4c we show the template based approach. Since our simulated data plus lensing is based on the power law model only, the delensing is accurate and we recover the power law again. The small zigzag artefact is a consequence of the kernel simulation inaccuracy at high ℓ shown in figure 3c. This can be cleaned in future applications by a higher precision kernel calculation, though for the current work it was shown the discrepancy is below cosmic variance and hence can be tolerated. For the main test of the NIRL estimator, we now recover the $P_R(k)$ using the NIRL approach in equation 3.6 on the lensed \tilde{C}_ℓ^{TT} from CAMB, without making any template based assumptions. The result is plotted in figure 4d. It is evident visually that the reconstruction is successful at recovering the power law $P_R(k)$ once again using our method. The relative difference error between the four reconstructed $P_R(k)$ vs the ideal CAMB reconstruction in 4a is given in figure 5. The plot clearly shows the change in relative accuracy as we move

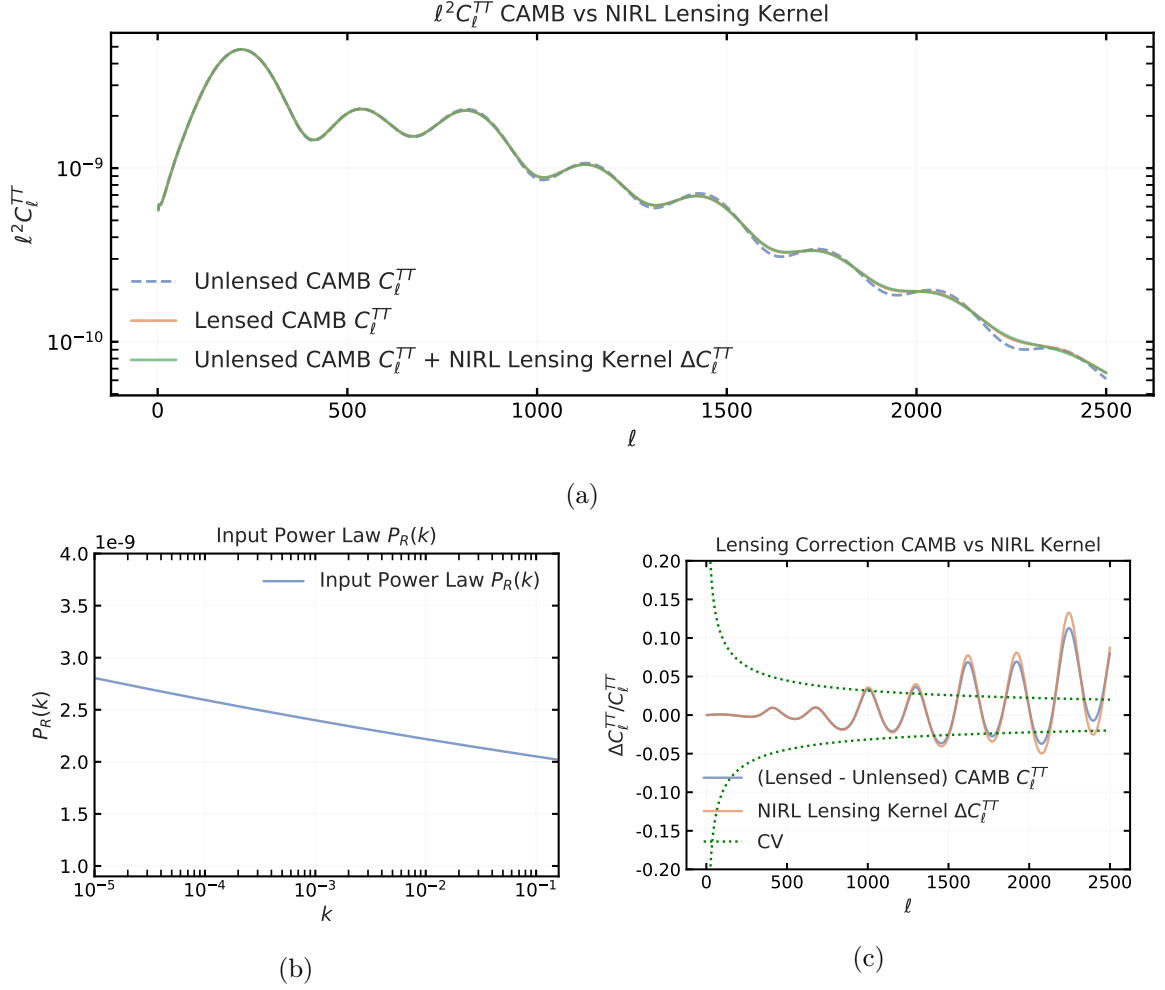


Figure 3: Figure 3a shows the unlensed CAMB C_ℓ^{TT} in the dashed blue line. The lensed \tilde{C}_ℓ^{TT} from CAMB and from NIRL Lensing Kernel are shown in solid orange and green lines respectively. Figure 3b shows the input power law $P_R(k)$ in blue and figure 3c shows the weak lensing contribution ΔC_ℓ^{TT} from CAMB and NIRL Kernel in blue and orange respectively. Cosmic variance bounds are shown in green dashed lines.

from $P_R(k)$ reconstructed from the naive lensed \tilde{C}_ℓ^{TT} and template subtracted $\tilde{C}_\ell^{TT} - \Delta C_\ell^{TT}$ using IRL, to the \tilde{C}_ℓ^{TT} using NIRL. Since all template assumptions and truths are power law based, the best reconstruction is achieved by both template and NIRL methods and the NIRL estimator pass the null test of reaching reconstruction convergence even for a non-linear convolution effect. The summary of the test results are given in table 4.

5.2 Results ii) : Feature Reconstruction with Delensing

In the previous subsection the convergence and quality validation was performed for the NIRL estimator and it was found to succeed the tests. In this section we pursue the validation process further. We have seen that the NIRL technique is quantitatively equivalent to the Template delensing approach, where both converge to the ideal reconstruction. This is to be expected as both the ideal and the template delensing approach are based on a power law

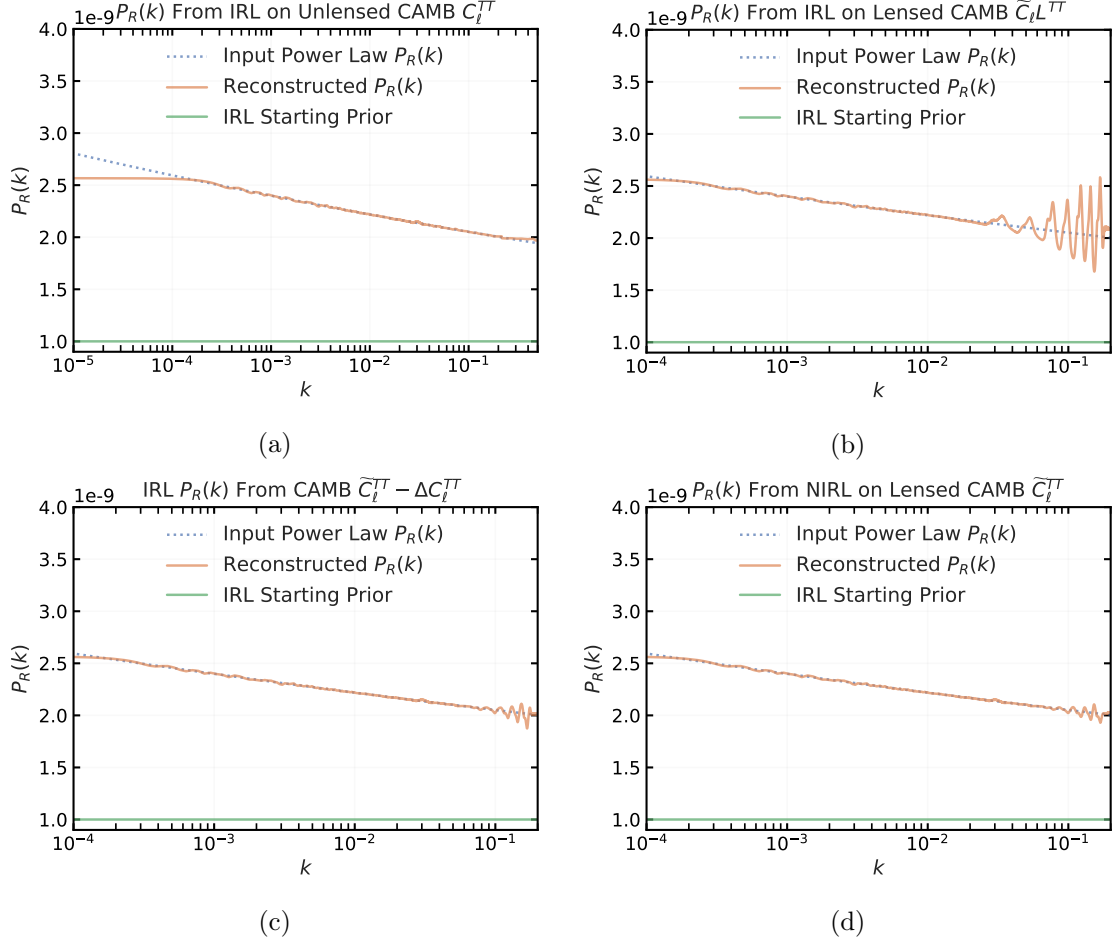


Figure 4: All four plot panels show the input power law $P_R(k)$ in blue dashed lines and the reconstructed $P_R(k)$ in orange lines. The initial starting guess for the iterative reconstruction is given in green.

Data	Algorithm	Result
Unlensed C_ℓ^{TT}	IRL	Exact
Lensed \tilde{C}_ℓ^{TT}	IRL	Poor
Lensed $\tilde{C}_\ell^{TT} - \Delta C_\ell^{TT}$	IRL	Good
Lensed \tilde{C}_ℓ^{TT}	NIRL	Good

Table 4: This table lists the last four Reconstruction tests from 3 with their reconstruction quality.

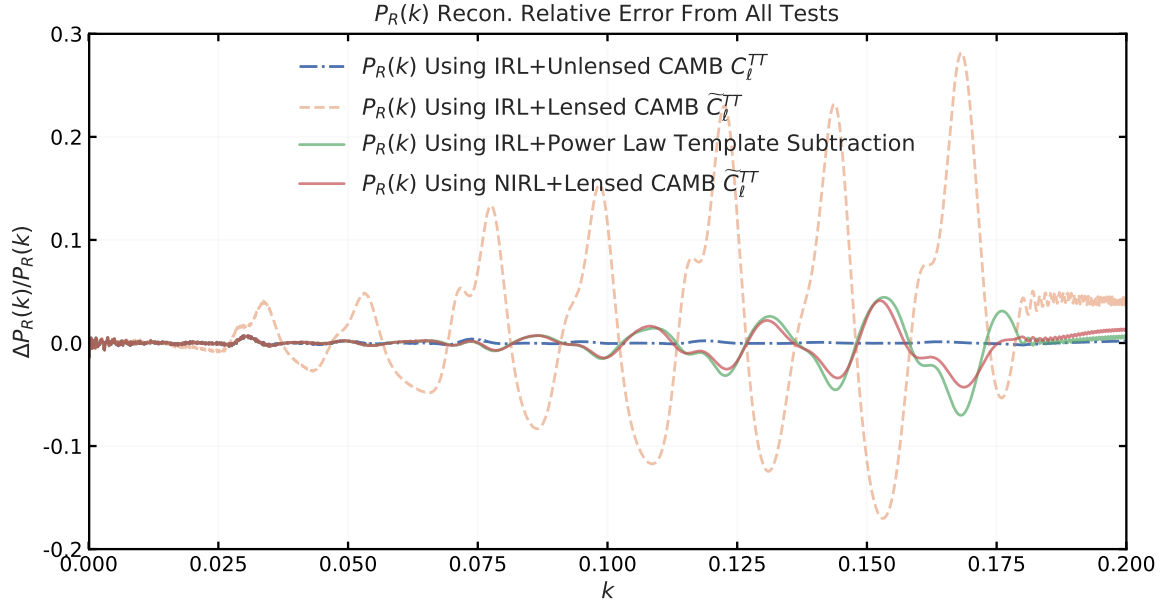


Figure 5: The figure displays the relative error of the 4 $P_R(k)$ reconstructions from 4, with respect to 4a.

model. The question arises when we consider a primordial power spectrum $P_R(k)$ which is not inherently a power law model. Any spectrum simulated on this truth, unlensed C_ℓ^{TT} or lensed \tilde{C}_ℓ^{TT} , will have differences in power compared to a power law based spectrum. When it comes to lensed \tilde{C}_ℓ^{TT} , the template delensing approach has an obvious disadvantage; it assumed a power law. As a result the delensing is likely to miss a complete estimate of the lensing correction. Since NIRL makes no prior assumption about the $P_R(k)$ at any step, it is important to ascertain if there is any difference between the Template vs NIRL reconstruction approach.

We first present the simulated data and the underlying conditions use to generate it. The relevant plots are given in figure 6. We begin with a feature based $P_R(k)$, which consists of a power law with a Gaussian bump added at $k = 0.11$. This is depicted in 6a, with reference to the power law $P_R(k)$. In plot 6b and 6c the consequent $C_L^{\phi\phi}$ is depicted, from the feature vs power law simulation, as well as the relative difference between the two. As it visible the feature adds an excess power contribution around an $L \approx 1000$. While the relative excess is large, at upto 40%, the net contribution to the lensing kernel in equation 3.5, varies across ℓ , with high ℓ receiving a strong coupling between the l_1 and l_2 due to the behaviour of the 3j symbol. The change in C_ℓ^{TT} , both lensed and unlensed is depicted in 6d. In this plot it is clearly visible how there is an overall increase in power in the C_ℓ^{TT} . But the more important factor is the weak lensing contribution, and the relative power difference between the lensed and unlensed C_ℓ^{TT} , is given in 6e, with respect to the cosmic variance. It is clearly visible here that the feature causes a significant increase in the lensing contribution. The excess lensing contribution is also plotted in 6f, to show how the term in 3.5 changes when dealing with deviations from power law in the $P_R(k)$. This plot is key to appreciate the necessity for a high precision $P_R(k)$ estimator that makes no prior assumptions, as the power difference due to features can very well be above cosmic variance, as in the plot, and therefore observationally

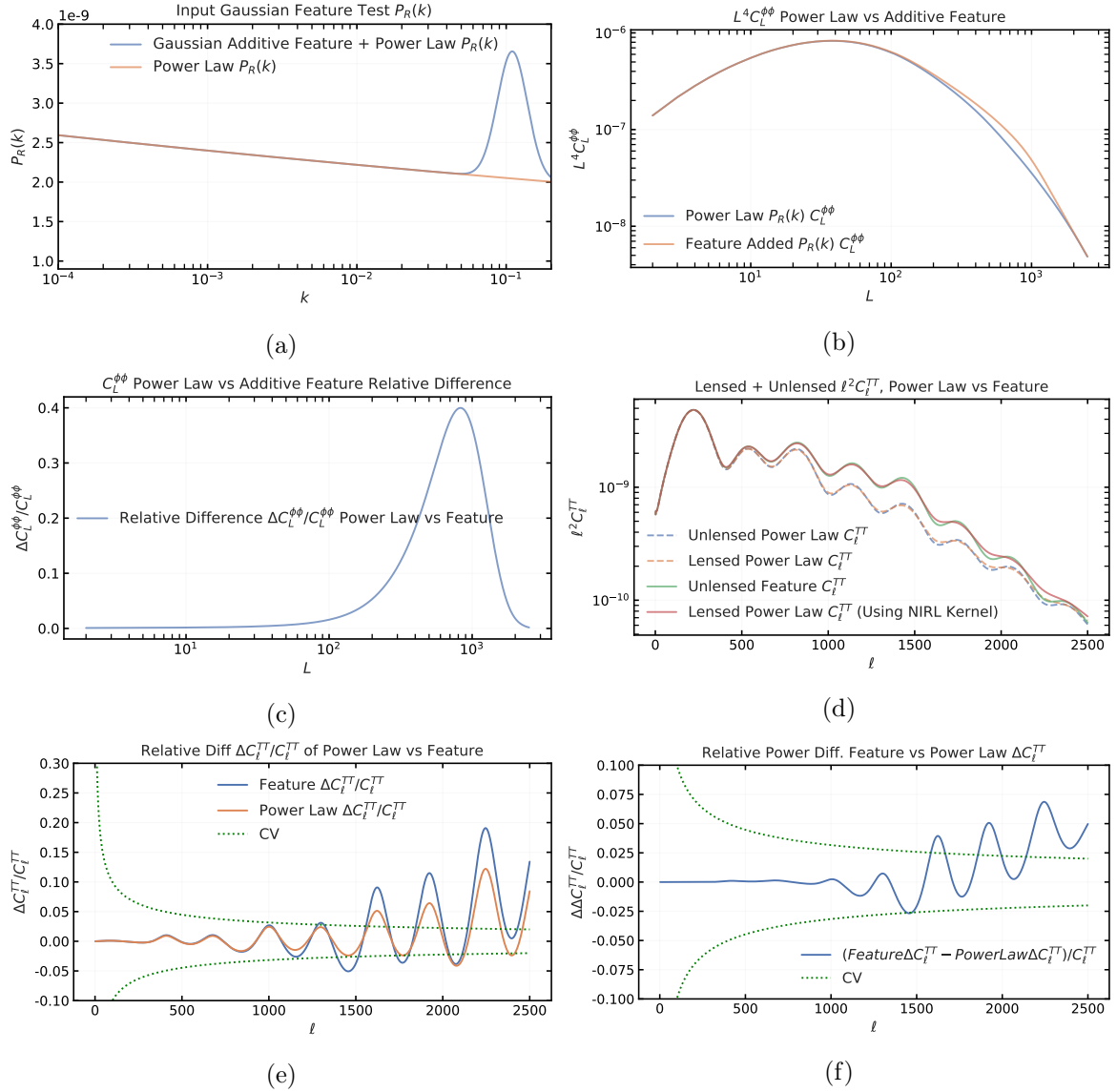


Figure 6: These set of figures present the feature based simulated data we will use for NIRL validation. Figure 6a shows the feature based $P_R(k)$ in blue and power law reference in orange. Figure 6b shows the corresponding $C_L^{\phi\phi}$ with the feature based simulation in orange and power law simulation blue. Figure 6c shows the relative power difference due to the two $C_L^{\phi\phi}$. Figure 6d shows the lensed and unlensed C_l^{TT} due to the feature (solid lines) vs the power law (dashed lines) based $P_R(k)$. Figure 6e shows the lensing contribution ΔC_l^{TT} due to the feature (blue line) and power law (orange line) $P_R(k)$. Figure 6f shows the relative power difference between the two ΔC_l^{TT} in blue, with respect to the cosmic variance limit in dashed green.

significant.

We now lay out the steps to be performed in order to quantify the results of the NIRL vs the template-based delensing approach, when considering a general underlying $P_R(k)$ origin for the temperature spectra, without any prior knowledge of it being a pure power law or

Null Test Steps
1. IRL Reconstruction from Unlensed CAMB $C_\ell^{TT}(\mathbf{Feature})$
2. IRL Reconstruction from Lensed CAMB $\tilde{C}_\ell^{TT}(\mathbf{Feature})$
3. IRL Reconstruction from $\tilde{C}_\ell^{TT}(\mathbf{Feature}) - \Delta C_\ell^{TT}(\mathbf{Power Law})$
4. NIRL Reconstruction from Lensed CAMB $\tilde{C}_\ell^{TT}(\mathbf{Feature})$

Table 5: This table lists the tests undertaken to validate the NIRL estimator and its convergence based on $P_R(k)$ incorporating a feature.

otherwise. The key tests are listed in table 5.

The two key outcomes we expect to observe are the NIRL estimators ability to approach the ideal exact reconstruction of $P_R(k)$ from the lensed data. the second, equally important aspect will be to see its relative accuracy with respect to a power law template based approach. These two results would decide the validity and usefulness of the NIRL reconstruction algorithm, which is a modification of the IRL estimator. The results of the tests are depicted in figure 7. The first plot 7a is simply the $P_R(k)$ reconstructed from the unlensed feature origin unlensed C_ℓ^{TT} , using the RL estimator. Since this is the ideal clean data, the reconstruction is the ideal reference for comparison for the subsequent ones. We can see the feature is well recovered, within the limit of 100 iterations as before for the RL estimator. There are some small kinks in the overall shape, but it is expected that with increasing number of RL iterations they should soften out, as this is the trend observed during increasing iterations from 1 to 100. The next plot 7b shows the 'naive' reconstruction of the $P_R(k)$ from the feature origin Lensed \tilde{C}_ℓ^{TT} , using RL estimator, and clearly shows the reconstruction contains the lensing origin spurious features superimposed on the injected Gaussian feature. In the next plot in 7c we plot the $P_R(k)$ reconstructed from the $\tilde{C}_\ell^{TT}(\mathbf{Feature}) - \Delta C_\ell^{TT}(\mathbf{Power Law})$, using the RL estimator. Here the reconstruction displays clearly that even though it is an improvement over the 'naive' lensing based RL reconstruction, it is still suboptimal as the Feature origin lensing contributions are still missed and show up as artefacts superimposed on the recovered Feature itself. In the final plot 7d we reconstruct the $P_R(k)$ using the NIRL method directly from the feature origin lensed \tilde{C}_ℓ^{TT} . In this plot, the improvement is clearly visible. The reconstruction recovers the $P_R(k)$ feature faithfully and is much cleaner than the template or naive approach, rivalling the exact reconstruction. The plot in figure 8 plots the relative error between the 4 plots in the previous figure, with respect to the ideal reconstruction. We can clearly see the improvement in the reconstruction accuracy, with the NIRL version more or less exactly approaching the ideal reconstruction. The summary of the test results are given in table 6

6 Discussion

In this paper we look perform an algorithmic modification to the Richardson-Lucy deconvolution algorithm to address the situation of non-linear convolution based data and reconstruction of the convolved signal, where the non linear convolution process and kernel are known. We assume the system follows the underlying properties of (RL) utilization, such as being positive definite everywhere. We term this algorithm the Non-Linear Iterative Richardson-Lucy (NIRL) estimator

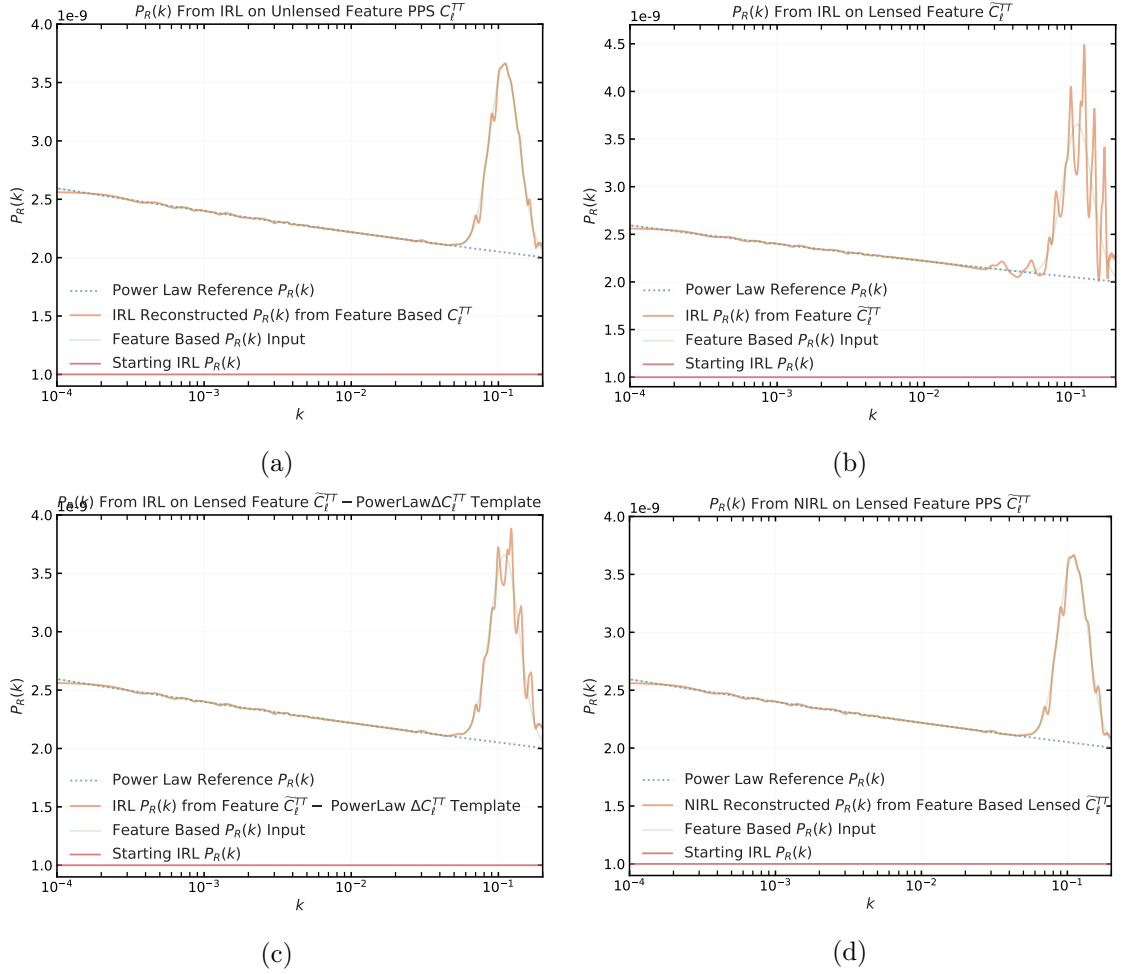


Figure 7: The 4 figures show the reconstructed $P_R(k)$ from the feature based data. The reference power law is given in blue dotted lines. The reconstructed $P_R(k)$ are given in orange lines. The initial guess for the iterative estimator are given in red lines.

Data	Algorithm	Result
Unlensed C_ℓ^{TT} (Feature)	IRL	Exact
Lensed \tilde{C}_ℓ^{TT} (Feature)	IRL	Poor
Lensed \tilde{C}_ℓ^{TT} (Feature) - ΔC_ℓ^{TT} (Power Law)	IRL	Average
Lensed \tilde{C}_ℓ^{TT} (Feature)	NIRL	Good

Table 6: This table lists the last 4 Reconstruction tests from 5 with their reconstruction quality.

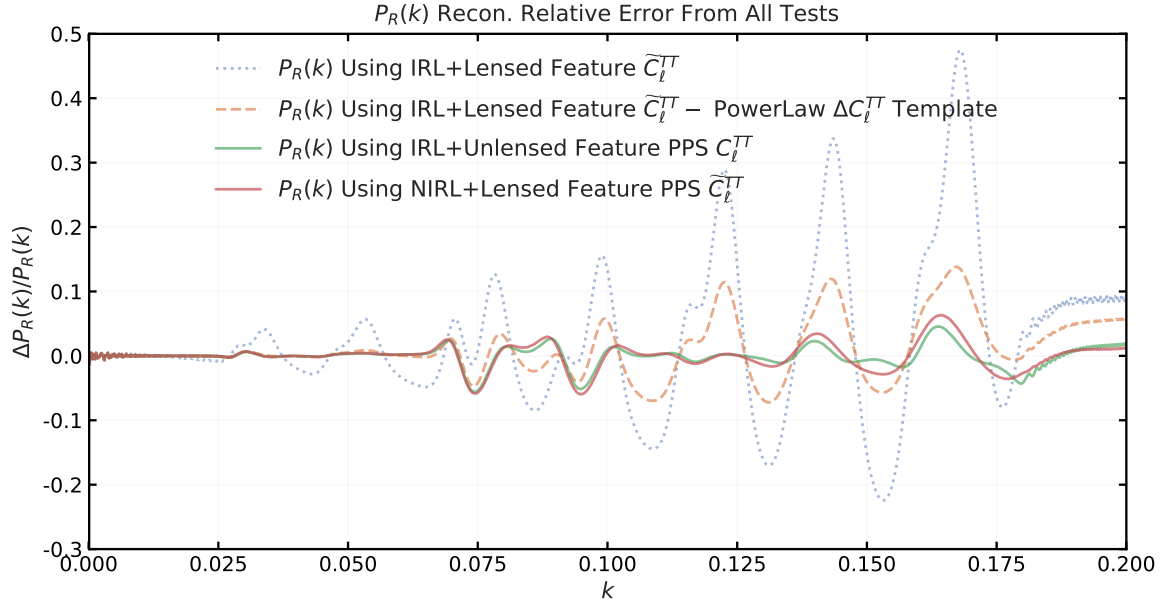


Figure 8: This figure shows the relative error of the 4 reconstruction of the $P_R(k)$ displayed in figure 7a, respectively, relative to the first reconstruction which is held as the ideal reference reconstruction.

The NIRL algorithm consists of an iterative kernel update mechanism, where the convolution kernel is updated at each iteration to include the contribution from the secondary contribution from the previous iteration fit to the signal. This algorithm is implemented in the case of weak lensing of the CMB and we perform the kernel update using a precomputed lensing kernel shape factor term. The method is also compared to the existing template approach already utilized to deal with lensing, in order to justify the computation cost with increase in reconstruction precision.

We use the Λ CDM with Planck best-fit parameter inferences and simulated ideal lensed power spectra using CAMB to validate the precision of the lensing kernel shape factor and conclude it is within the cosmic variance limit. We note that there is a possibility to improve it further by increasing the L range in order to approach CAMB constructed power spectra accuracy.

We perform a null test whereby we utilize a power law $P_R(k)$ input to simulate lensed C_ℓ^{TT} spectra and compare the $P_R(k)$ reconstruction to the ideal delensed spectra reconstruction, template based delensed spectra deconstruction and the lensed spectra. We establish that the NIRL reconstruction approaches maximum reconstruction quality and is comparable to the template based delensing method, and the ideal delensed spectra, owing to all three being power laws based. We this establish that within the assumptions utilized earlier NIRL estimator converges to a stable reconstructed solution.

We perform a feature based test whereby we utilize a feature based $P_R(k)$ input to simulate the unlensed and lensed C_ℓ^{TT} spectra and compare the $P_R(k)$ reconstruction to ideal delensed spectra reconstruction, power law template based delensed spectra reconstruction and the lensed spectra. We establish that the NIRL reconstruction outperforms all other methods and is comparable to the ideal delensed spectra. Thus we establish that within the

assumptions utilized earlier, the NIRL estimator is successful at improving upon the power law template based approach and is the optimal free-form reconstruction algorithm.

We expect to further optimize the algorithm by implementing the sparsity algorithm developed in our previous work [18], as well as carry out a full covariance matrix calculation for the reconstructed $P_R(k)$ as well as test existing C_ℓ^{TT} data for features of interest given the newfound accuracy of the NIRL estimator and it's ability to discriminate finely from features vs lensing artefacts without any prior assumptions.

7 Acknowledgements

This work has been carried out with the support of the Council for Science and Industrial Research (CSIR) and University Grants Commission (UGC) graduate funding at Inter-University Centre for Astronomy and Astrophysics (IUCAA), Pune for RSC. We would like to acknowledge Shabbir Shaikh for useful discussions. The work acknowledges the use of the IUCAA High Performance Computing facility.

References

- [1] R. E. Keeley, S. Joudaki, M. Kaplinghat and D. Kirkby, JCAP **12**, 035 (2019) doi:10.1088/1475-7516/2019/12/035 [arXiv:1905.10198 [astro-ph.CO]].
- [2] D. Han *et al.* [ACT], JCAP **01**, 031 (2021) doi:10.1088/1475-7516/2021/01/031 [arXiv:2007.14405 [astro-ph.CO]].
- [3] M. Millea, C. M. Daley, T. L. Chou, E. Anderes, P. A. R. Ade, A. J. Anderson, J. E. Austermann, J. S. Avva, J. A. Beall and A. N. Bender, *et al.* Astrophys. J. **922**, no.2, 259 (2021) doi:10.3847/1538-4357/ac02bb [arXiv:2012.01709 [astro-ph.CO]].
- [4] D. K. Hazra, A. Shafieloo, G. F. Smoot and A. A. Starobinsky, JCAP **08**, 048 (2014) doi:10.1088/1475-7516/2014/08/048 [arXiv:1405.2012 [astro-ph.CO]].
- [5] G. Domènech and M. Kamionkowski, JCAP **11**, 040 (2019) doi:10.1088/1475-7516/2019/11/040 [arXiv:1905.04323 [astro-ph.CO]].
- [6] D. K. Hazra, A. Shafieloo and T. Souradeep, JCAP **04**, 036 (2019) doi:10.1088/1475-7516/2019/04/036 [arXiv:1810.08101 [astro-ph.CO]].
- [7] A. Shafieloo and T. Souradeep, “Primordial power spectrum from WMAP,” Phys. Rev. D **70**, 043523 (2004) [arXiv:astro-ph/0312174 [astro-ph]].
- [8] A. Shafieloo, T. Souradeep, P. Manimaran, P. K. Panigrahi and R. Rangarajan, “Features in the Primordial Spectrum from WMAP: A Wavelet Analysis,” Phys. Rev. D **75** (2007), 123502 [arXiv:astro-ph/0611352 [astro-ph]].
- [9] A. Shafieloo and T. Souradeep, “Estimation of Primordial Spectrum with post-WMAP 3 year data,” Phys. Rev. D **78**, 023511 (2008) [arXiv:0709.1944 [astro-ph]].
- [10] G. Nicholson and C. R. Contaldi, “Reconstruction of the Primordial Power Spectrum using Temperature and Polarisation Data from Multiple Experiments,” JCAP **07**, 011 (2009) [arXiv:0903.1106 [astro-ph.CO]].
- [11] G. Nicholson, C. R. Contaldi and P. Paykari, “Reconstruction of the Primordial Power Spectrum by Direct Inversion,” JCAP **01**, 016 (2010) [arXiv:0909.5092 [astro-ph.CO]].
- [12] Shafieloo, A., Souradeep, T. 2011. Assumptions of the primordial spectrum and cosmological parameter estimation. New Journal of Physics 13.

- [13] D. K. Hazra, A. Shafieloo and T. Souradeep, “Primordial power spectrum: a complete analysis with the WMAP nine-year data,” JCAP **07**, 031 (2013) [arXiv:1303.4143 [astro-ph.CO]].
- [14] D. K. Hazra, A. Shafieloo and T. Souradeep, “Cosmological parameter estimation with free-form primordial power spectrum,” Phys. Rev. D **87** (2013) no.12, 123528 [arXiv:1303.5336 [astro-ph.CO]].
- [15] Hamann, J., Shafieloo, A., Souradeep, T. 2010. Features in the primordial power spectrum? A frequentist analysis. Journal of Cosmology and Astroparticle Physics 2010.
- [16] D. K. Hazra, A. Shafieloo and T. Souradeep, “Primordial power spectrum from Planck,” JCAP **11**, 011 (2014) [arXiv:1406.4827 [astro-ph.CO]].
- [17] R. E. Keeley, A. Shafieloo, D. K. Hazra and T. Souradeep, “Inflation Wars: A New Hope,” JCAP **09**, 055 (2020) [arXiv:2006.12710 [astro-ph.CO]].
- [18] R. S. Chandra and T. Souradeep, JCAP **10**, 081 (2021) doi:10.1088/1475-7516/2021/10/081 [arXiv:2104.12253 [astro-ph.CO]].
- [19] S. Shaikh, S. Mukherjee, A. Rotti and T. Souradeep, “Constraining stochastic gravitational wave background from weak lensing of CMB B-modes,” JCAP **09**, 029 (2016) [arXiv:1606.08862 [astro-ph.CO]].
- [20] Richardson W. H., 1972, JOSA, 62, 55
- [21] Lucy L. B., 1974, AJ, 79, 745. doi:10.1086/111605
- [22] Baugh, C. M., Efstathiou, G. 1993. The three-dimensional power spectrum measured from the APM galaxy survey - I. Use of the angular correlation function.. Monthly Notices of the Royal Astronomical Society 265, 145–156.
- [23] Baugh, C. M., Efstathiou, G. 1994. The three-dimensional power spectrum measured from the APM Galaxy Survey-2. Use of the two-dimensional power spectrum. Monthly Notices of the Royal Astronomical Society 267, 323–332.
- [24] W. Hu, “Weak lensing of the CMB: A harmonic approach,” Phys. Rev. D **62** (2000), 043007 [arXiv:astro-ph/0001303 [astro-ph]].
- [25] A. Lewis and A. Challinor, “Weak gravitational lensing of the CMB,” Phys. Rept. **429** (2006), 1-65 [arXiv:astro-ph/0601594 [astro-ph]].
- [26] A. Lewis, A. Challinor and A. Lasenby, “Efficient computation of CMB anisotropies in closed FRW models,” Astrophys. J. **538**, 473-476 (2000) [arXiv:astro-ph/9911177 [astro-ph]].
<https://camb.info/>
- [27] Hanson, D., Challinor, A., Efstathiou, G., Bielewicz, P. 2011. CMB temperature lensing power reconstruction. Physical Review D 83.
- [28] A. A. Starobinsky, “Dynamics of Phase Transition in the New Inflationary Universe Scenario and Generation of Perturbations,” Phys. Lett. B **117** (1982), 175-178
- [29] Guth, A. H., Pi, S.-Y. 1982. Fluctuations in the New Inflationary Universe. Physical Review Letters 49, 1110–1113.
- [30] A. A. Starobinsky, “Spectrum of adiabatic perturbations in the universe when there are singularities in the inflation potential,” JETP Lett. **55** (1992), 489-494
- [31] F. Beutler, M. Biagetti, D. Green, A. Slosar and B. Wallisch, “Primordial Features from Linear to Nonlinear Scales,” Phys. Rev. Res. **1** (2019) no.3, 033209 [arXiv:1906.08758 [astro-ph.CO]].
- [32] N. Aghanim *et al.* [Planck], “Planck 2018 results. V. CMB power spectra and likelihoods,” Astron. Astrophys. **641** (2020), A5 [arXiv:1907.12875 [astro-ph.CO]].
- [33] N. Aghanim *et al.* [Planck], “Planck 2018 results. VI. Cosmological parameters,” Astron. Astrophys. **641**, A6 (2020) [arXiv:1807.06209 [astro-ph.CO]].

- [34] N. Aghanim *et al.* [Planck], “Planck 2018 results. VIII. Gravitational lensing,” *Astron. Astrophys.* **641** (2020), A8 [arXiv:1807.06210 [astro-ph.CO]].
- [35] Y. Akrami *et al.* [Planck], “Planck 2018 results. X. Constraints on inflation,” *Astron. Astrophys.* **641** (2020), A10 [arXiv:1807.06211 [astro-ph.CO]].
- [36] Nicholson, G., Contaldi, C. R., Paykari, P. 2010. Reconstruction of the primordial power spectrum by direct inversion. *Journal of Cosmology and Astroparticle Physics* 2010.
- [37] Paykari, P., Lanusse, F., Starck, J.-L., Sureau, F., Bobin, J. 2014. PRISM: Sparse recovery of the primordial power spectrum. *Astronomy and Astrophysics* 566.
- [38] P. Paykari, F. Lanusse, J. L. Starck, F. Sureau and J. Bobin, “PRISM: Sparse recovery of the primordial spectrum from WMAP9 and Planck datasets,” *IAU Symp.* **306** (2014), 60-63 [arXiv:1406.7725 [astro-ph.CO]].
- [39] F. Lanusse, P. Paykari, J. L. Starck, F. Sureau and J. Bobin, “PRISM: Recovery of the primordial spectrum from Planck data,” *Astron. Astrophys.* **571** (2014), L1 [arXiv:1410.2571 [astro-ph.CO]].
- [40] M. Tegmark and M. Zaldarriaga, “Separating the early universe from the late universe: Cosmological parameter estimation beyond the black box,” *Phys. Rev. D* **66** (2002), 103508 [arXiv:astro-ph/0207047 [astro-ph]].
- [41] D. K. Hazra, D. Paoletti, M. Ballardini, F. Finelli, A. Shafieloo, G. F. Smoot and A. A. Starobinsky, “Probing features in inflaton potential and reionization history with future CMB space observations,” *JCAP* **02** (2018), 017 [arXiv:1710.01205 [astro-ph.CO]].
- [42] I. Debono, D. K. Hazra, A. Shafieloo, G. F. Smoot and A. A. Starobinsky, “Constraints on features in the inflationary potential from future Euclid data,” *Mon. Not. Roy. Astron. Soc.* **496** (2020) no.3, 3448-3468 [arXiv:2003.05262 [astro-ph.CO]].
- [43] P. D. Meerburg, D. N. Spergel and B. D. Wandelt, “Searching for oscillations in the primordial power spectrum. I. Perturbative approach,” *Phys. Rev. D* **89** (2014) no.6, 063536 [arXiv:1308.3704 [astro-ph.CO]].