

Casr-Cluster: Crash Clustering for Linux Applications

Georgy Savidov^{*†} and Andrey Fedotov^{*}

^{*}Ivannikov Institute for System Programming of the RAS

[†]Lomonosov Moscow State University

Moscow, Russia

{avgor46, fedotoff}@ispras.ru

Abstract—Crash report analysis is a necessary step before developers begin fixing errors. Fuzzing or hybrid (with dynamic symbolic execution) fuzzing is often used in the secure development lifecycle. Modern fuzzers could produce many crashes and developers do not have enough time to fix them till release date. There are two approaches that could reduce developers' effort on crash analysis: crash clustering and crash severity estimation. Crash severity estimation could help developers to prioritize crashes and close security issues first. Crash clustering puts similar crash reports in one cluster what could speed up the analyzing time for all crash reports. In this paper, we focus on crash clustering. We propose an approach for clustering and deduplicating of crashes that occurred in Linux applications. We implement this approach as a tool that could cluster Casr [1] crash reports. We evaluated our tool on a set of crash reports that was collected from fuzzing results.

Index Terms—Crash clustering, crash severity estimation, fuzzing, dynamic analysis, binary analysis, computer security, security development lifecycle, weakness, bug, error, SDL.

I. INTRODUCTION

The number of lines of code in modern software rapidly increases [2]. Nowadays, security development lifecycle is used in industrial companies and research institutes [3–5]. Coverage-guided fuzzing [6–8] combined with dynamic symbolic execution [9–13] could produce a large number of crashes that are hard to analyze manually by developers. Crash clustering and severity estimation [1] help developers to spend less time analyzing and fixing security issues.

There are several approaches to compare crashes. For manual analysis researchers often look at the address of crash instruction. One automatic method considers call stack at the time when a program crashes [14]. Some methods extract the control flow graph for comparison [15, 16]. We focus on developing a clustering algorithm for crash reports that could be collected in Linux OS. To determine the similarity between crash reports, we used some ideas outlined in this article [14]. This method is used for Windows crash reports. We made

several improvements when comparing call stacks with `libc abort` call. Also we implemented a crash report deduplication pass, which could be run before clustering.

The paper is organized as follows. Section II provides an overview of existing techniques. Section III describes proposed approach. Section IV reveals some technical details of clustering tool. Section V shows the results of the applying clustering method. Section VI concludes the paper.

II. BACKGROUND

There are many approaches for determining the similarity or dissimilarity of crashes that occur as a result of program execution. We examined the following ones.

1. **Apport** [17]. A standard ubuntu tool that allows users to detect crashes and fix them in future versions. This tool also tries to avoid duplicate error reporting in its databases. To do this, it uses its own deduplication algorithm. Some signature is generated for the newly arrived crash report, using call stack to identify duplicates. Then `apport` creates a query to the database containing the signatures of the currently known problems. If the crash is new, it will be added to the `apport` duplicate database. Otherwise, the user receives the crash ID and the fixed version number of the program if its bug has been fixed.

2. **Igor** [16]. This crash deduplication tool uses program execution trace to calculate similarity between two crashes. Igor creates a Control-Flow Graphs, that describe the execution process of each program. Then tool applies the Weisfeiler-Lehman Subtree Kernel algorithm to differentiate tests cases of varying root causes. This algorithm produces a similarity matrix, that is used in Spectral Clustering method. Igor does not use call stack to compute the similarity.

3. **RETracer** [18]. Microsoft crash triaging tool, that uses reverse execution combined with static forward analysis to get information about program failure from partial memory dumps. The tool starts the analysis from where the corrupted data that caused the crash was last used and analyzes the instructions in reverse order to the frame where the tainted data was generated the first time. This frame is blamed guilty

of the crash. The program performs analysis without using execution traces, which significantly complicates the operation of the algorithm.

4. Method outlined in this article [15] develops ideas implemented in AFL [19]. Tool builds a control flow graph using AFL-like instrumentation. The metric that is used to determine the similarity of crashes is calculated as the ratio of the number of edges present in one graph and absent in the other to the total number of edges in both graphs. If the graphs are identical, the metric value is 0, and if the graphs do not coincide completely, then 1. Thus, if the crash points coincide and the given metric does not exceed a certain predetermined threshold, then the crashes can be defined as similar.

5. ReBucket [14]. Crash clustering method proposed by Microsoft and is based on call stack similarity metric. This method has shown itself well in practice and we used some similar approaches to calculate the similarity and clustering.

III. DESIGN

The main component of the crash, on the basis of which we determine how much crash reports differ, is the call stack.

We use the following two metrics in our algorithm(Fig. 1.):

1) Distance from the beginning of the call stacks (TopDist) - the minimal position offset of the current frame relative to the topmost one.

$TopDist = \min(\text{Distance to the top in first call stack}, \text{Distance to the top in second call stack})$

In Fig. 1: $TopDist = \min(6, 2) = 2$.

2) Relative distance (RelDist) - distance between matched frames in two call stacks.

$RelDist = |\text{Distance to the top in first call stack} - \text{Distance to the top in second call stack}|$

In Fig. 1: $RelDist = |6 - 2| = 4$.

Two frames (call sites) are matched if and only if call sites have the same module and the same offset in this module. We don't use linear address because ASLR is often present in the system.

Based on these metrics, we make the following assumptions regarding the similarity of the two crashes:

- The closer the matching frames are to the top of the call stack, the greater the TopDist weight.
- The smaller the distance between the matching frames in call stacks, the greater the weight of RelDist.

In our method of calculating the similarity, we also used a dynamic programming algorithm to find the largest common subsequence of two sequences(Longest Common Subsequence Problem). Let $f_{1,i}$ the i -th frame in the first call stack and $f_{2,j}$ the j -th frame in second call stack. We calculate the similarity matrix as follows:

$$M[i][j] = \max \begin{cases} M[i][j-1], \\ M[i-1][j], \\ M[i-1][j-1] + addition(i, j) \end{cases} \quad (1)$$

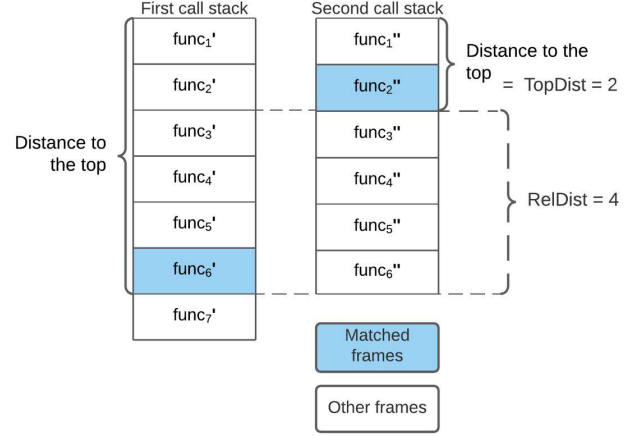


Fig. 1. Call stack metrics illustration.

$$addition(i, j) = \begin{cases} e^{-r*|i-j|-a*\min(i, j)}, & f_{1,i} = f_{2,j} \\ 0 & otherwise \end{cases} \quad (2)$$

Where :

- 'r' - RelDist coefficient.
- 'a' - TopDist coefficient.

As a result, a certain value will be calculated in the $M[n][m]$ (m and n - lengths of 1st and 2nd call stacks) element of the similarity matrix, normalizing which, we will get the similarity of two call stacks (similarity_metric).

Using $dist(a, b) = 1 - similarity_metric(a, b)$ as a distance between elements, we apply the hierarchical clustering algorithm, setting previously a certain similarity threshold d as a criterion for stopping the clustering process. Distance between two clusters is defined as

$$CLdist(CL_i, CL_j) = \max_{a \in CL_i, b \in CL_j} (dist(a, b)) \quad (3)$$

where CL_i and CL_j are different clusters. As soon as this distance exceeds threshold, the clustering process for this pair of clusters stops. As a result, we get clusters containing similar crash reports.

It is known that with some types of crashes, a long chain of calls to library functions occurs, leading to a call to `__GI_raise (abort)`. Often, this chain is the same for different crashes and does not carry any useful information for clustering, but only a noise that should be removed. We remove the subset of libc library functions from call stack that lead to the call to `__GI_raise`. This subset starts from the top frame to last libc frame (but not including the last one) before frame that doesn't belong to libc (Fig. 2). Such approach gives an essential increase in the accuracy of the algorithm.

We also implemented a method for reports deduplication. The deduplication method can be applied to a directory containing reports. Two crashes are considered the same if

TABLE I
CASR-CLUSTER TESTING RESULTS

Library	Crash reports	Unique crashes	Number of clusters	Average number of reports in cluster	Clustering time(sec)	Deduplication time(sec)
libxml2	49	10	9	1	5	0.08
jasper	231	55	26	2	51	0.21
lame	74	15	7	2	5	0.06
openjpeg	264	72	36	2	61	0.24
libtiff	155	56	40	1	21	0.14
libarchive	306	5	3	2	67	0.24
lrzip	38	12	9	1	2	0.05
poppler	763	29	15	2	877	1.14
TOTAL:	1880	253	154	2		

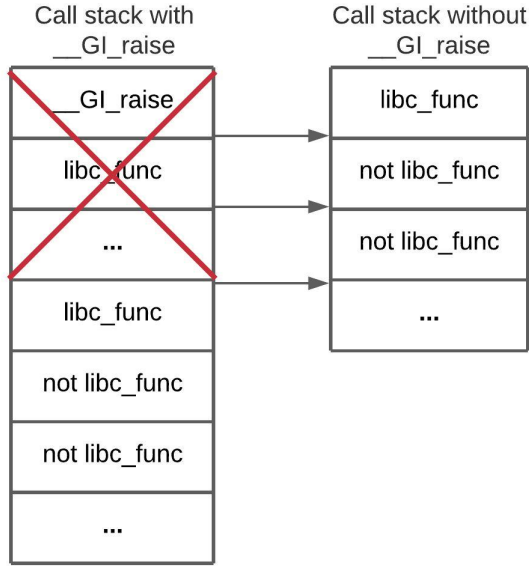


Fig. 2. Removing abort and libc functions from the call stack.

`similarity_metric = 1`. For this, all frames in both Call Stacks must be equal. We can hash each frame (stack trace entry) and the entire Call Stack using attributes such as name of the file to which frames belong and offset from its beginning (information about this is taken from stack trace and mappings). Deduplication utility creates a HashSet and fills it with Call Stacks obtained from reports. As a result, duplicates are removed and only unique reports remain.

IV. IMPLEMENTATION

We have implemented the proposed approach for clustering crash reports based on Casr [1] tool. Casr creates automatic reports for crashes happened during program testing or deployment. The tool works by analyzing Linux coredump files. The resulting reports contain the crash's severity and additional data (stacktrace, for example) that is helpful for pinpointing the error cause. So, we implement our clustering tool `casr-cluster` as a part of Casr system.

Casr-cluster tool consists of two components. Main module is written in Rust language and a secondary module in Python. For clustering we use the python library `scipy.cluster.hierarchy` [20] to launch the hierarchical clustering itself. In general, the process of the clustering algorithm is as follows:

1) A Rust component calculates pairwise distances between call stacks, writing them into a condensed distance matrix. To work with call stacks, extracted from casr reports we use open source library `gdb-command` [21]. It allows to compare stacktraces got from gdb or casr reports. Distance matrix is saved in temporary file.

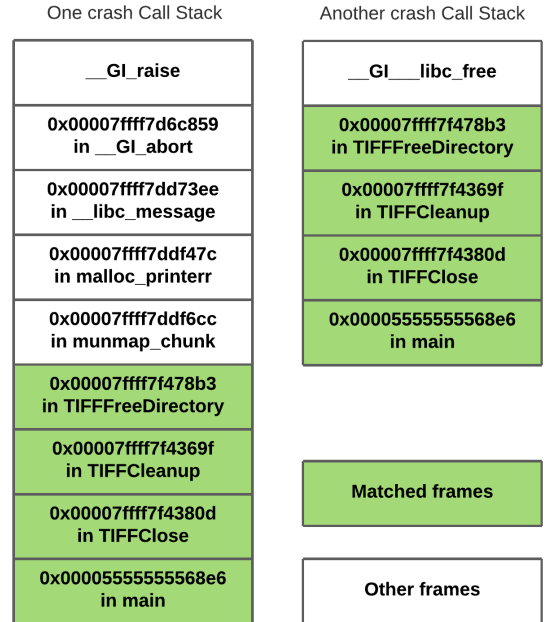


Fig. 3. Two crashes from one cluster.

2) The Python module reads a matrix from a temporary file and calls the hierarchical clustering algorithm (*linkage*) with the *method = 'complete'* parameter. Then, using the *fcluster* method, the resulting array (in which the index is the number of the crash, the value of the element is the number

of the cluster to which the given crash should be assigned) is passed to the main module.

3) The main module creates the required number of clusters and places crashes there according to the information received from the array.

V. EVALUATION

To evaluate the performance and quality of our clustering algorithm, we collected a dataset consisting of crash reports. We applied fuzzing to some old versions of the libraries with the known CVEs, which are described in the afl trophy list [22]. As a result, we got a certain set of crashes. First, we used Casr [1] to collect crash reports, then we applied our clustering algorithm. The results for each of the libraries are described in the Table I (clustering was performed on a set of crashes without deduplication). Then we performed deduplication in each cluster. For better performance report deduplication should be done before clustering, but some times it is necessary to keep all reports.

Clustering was performed with the coefficients $a = 0.04$, $r = 0.13$ and the threshold value $d = 0.3$. Thus, it is easy to see that the number of crash reports has decreased by about an order of magnitude, they were replaced by clusters (with deduplication by about 1.7 times). Some clusters have more than 3 crashes. In the *poppler* library, one of the clusters contains 6 similar (but not the same) crashes. Fig. 3. shows the example of two *libtiff* crashes that belong to one cluster. We can see that the same error occurred, but different library functions were called to handle it. Thanks to our metrics and `__GI_raise` deletion algorithm, crashes were correctly clustered.

The clustering time is at an acceptable level. On a set, containing more than 750 crashes, it did not exceed 15 minutes. Report deduplication time is negligible compared to clustering, even with large sample sizes.

During algorithm testing, we found out that with these coefficients the program works better when the crashes have a long backtrace. It is necessary to find the optimal values of the coefficients for the best performance of the algorithm. This can be done by training the coefficients using machine learning methods.

VI. CONCLUSION

We propose crash clustering method, based on call stack comparison. Method could be applied to crash reports, collected via Casr tool for Linux systems. We use optimization for call stack comparison when call stack has `libc abort` function call. Also before clustering the report deduplication pass is used. We evaluated our clustering algorithm on a set of crash reports that was collected from fuzzing results. The number of crash reports has decreased noticeably. Crash report clustering could help developers to spend less time analyzing crashes.

REFERENCES

- [1] A. N. Fedotov and S. F. Kurmangaleev, "Casr: Core dump analysis and severity reporter tool," *Proceedings of the Institute for System Programming of the RAS*, vol. 32, no. 4, pp. 89–96, 2020.
- [2] *Codebases: Millions of lines of code*. [Online]. Available: <https://www.informationisbeautiful.net/visualizations/million-lines-of-code>.
- [3] *ISO/IEC 15408-3:2008: Information technology – security techniques – evaluation criteria for it security – part 3: Security assurance components*, ISO Geneva, Switzerland, 2008. [Online]. Available: <https://www.iso.org/standard/46413.html>.
- [4] M. Howard and S. Lipner, *The security development lifecycle*. Microsoft Press Redmond, 2006, vol. 8. [Online]. Available: <http://msdn.microsoft.com/en-us/library/ms995349.aspx>.
- [5] *GOST R 56939-2016: Information protection. secure software development. general requirements*, National Standard of Russian Federation, 2016. [Online]. Available: <http://protect.gost.ru/document.aspx?control=7&id=203548>.
- [6] K. Serebryany, "Continuous fuzzing with libFuzzer and AddressSanitizer," in *2016 IEEE Cybersecurity Development (SecDev)*, IEEE, 2016, p. 157. DOI: 10.1109/SecDev.2016.043.
- [7] S. Sargsyan, J. Hakobyan, M. Mehrabyan, M. Mishechkin, V. Akolzin, and S. Kurmangaleev, "ISPFuzzer: Extendable fuzzing framework," in *2019 Ivan-nikov Memorial Workshop (IVMEM)*, IEEE, 2019, pp. 68–71. DOI: 10.1109/IVMEM.2019.00017.
- [8] A. Fioraldi, D. Maier, H. Eißfeldt, and M. Heuse, "AFL++: Combining incremental steps of fuzzing research," in *14th USENIX Workshop on Offensive Technologies (WOOT 20)*, 2020. [Online]. Available: <https://www.usenix.org/system/files/woot20-paper-fioraldi.pdf>.
- [9] A. Vishnyakov, A. Fedotov, D. Kuts, A. Novikov, D. Parygina, E. Kobrin, V. Logunova, P. Belecky, and S. Kurmangaleev, "Sydr: Cutting edge dynamic symbolic execution," in *2020 Ivannikov ISPRAS Open Conference (ISPRAS)*, IEEE, 2020, pp. 46–54. DOI: 10.1109/ISPRAS51486.2020.00014.
- [10] S. Poeplau and A. Francillon, "Symbolic execution with SymCC: Don't interpret, compile!" In *29th USENIX Security Symposium (USENIX Security 20)*, 2020, pp. 181–198. [Online]. Available: <https://www.usenix.org/system/files/sec20-poeplau.pdf>.
- [11] —, "SymQEMU: Compilation-based symbolic execution for binaries," in *Proceedings of the 2021 Network and Distributed System Security Symposium*, 2021. DOI: 10.14722/ndss.2021.23118.
- [12] L. Borzacchiello, E. Coppa, and C. Demetrescu, "FUZZOLIC: Mixing fuzzing and concolic execution," *Computers & Security*, vol. 108, p. 102368, 2021. DOI: 10.1016/j.cose.2021.102368.

- [13] D. Kuts, “Towards symbolic pointers reasoning in dynamic symbolic execution,” in *2021 Ivannikov Memorial Workshop (IVMEM)*, IEEE, 2021. [Online]. Available: <https://arxiv.org/abs/2109.03698>.
- [14] Y. Dang, R. Wu, H. Zhang, D. Zhang, and P. Nobel, “Rebucket: A method for clustering duplicate crash reports based on call stack similarity,” in *2012 34th International Conference on Software Engineering (ICSE)*, IEEE, 2012, pp. 1084–1093.
- [15] F. Niskov, A. Fedotov, and S. F. Kurmangaleev, “Crash processing for selection of unique defects,” *Programming and Computer Software*, vol. 44, no. 6, pp. 445–452, 2018.
- [16] Z. Jiang, X. Jiang, A. Hazimeh, C. Tang, C. Zhang, and M. Payer, “Igor: Crash deduplication through root-cause clustering,” 2021.
- [17] *Apport crash detection/reporting*. [Online]. Available: <https://github.com/rickysarraf-notmine/apport/>.
- [18] M. Weidong Cui, S. Peinado, Y. Cha, V. Fratantonio, and Kemerlis, “RETracer: Triaging crashes by reverse execution from partial memory dumps,” 2016.
- [19] *American fuzzy lop plus plus (afl++)*. [Online]. Available: <https://github.com/AFLplusplus/AFLplusplus>.
- [20] *Scipy python library*. [Online]. Available: <https://github.com/scipy/scipy>.
- [21] *Gdb command library*. [Online]. Available: <https://github.com/xcoldhandsx/gdb-command>.
- [22] *AFL trophy list*. [Online]. Available: <https://lcamtuf.coredump.cx/afl/>.