

Silent Bugs in Deep Learning Frameworks: An Empirical Study of Keras and TensorFlow

Florian Tambon, Amin Nikanjam, Le An, Foutse Khomh, Giuliano Antoniol

Abstract—Deep Learning (DL) frameworks are now widely used, simplifying the creation of complex models as well as their integration to various applications even to non DL experts. However, like any other programs, they are prone to bugs. This paper deals with the subcategory of bugs named *silent bugs*: they lead to wrong behavior but they do not cause system crashes or hangs, nor show an error message to the user. Such bugs are even more dangerous in DL applications and frameworks due to the “black-box” and stochastic nature of the systems (the end user can not understand how the model makes decisions). This paper presents the first empirical study of Keras and TensorFlow *silent bugs*, and their impact on users’ programs. We extracted closed issues related to Keras from the TensorFlow GitHub repository. Out of the 1,168 issues that we gathered, 77 were reproducible silent bugs affecting users’ programs. We categorized the bugs based on the effects on the users’ programs and the components where the issues occurred, using information from the issue reports. We then derived a threat level for each of the issues, based on the impact they had on the users’ programs. To assess the relevance of identified categories and the impact scale, we conducted an online survey with 103 DL developers. The participants generally agreed with the significant impact of silent bugs in DL libraries and acknowledged our findings (i.e., categories of silent bugs and the proposed impact scale). Finally, leveraging our analysis, we provide a set of guidelines to facilitate safeguarding against such bugs in DL frameworks.

Index Terms—Deep learning, Bug analysis, Empirical study, Keras, TensorFlow.



1 INTRODUCTION

Deep Learning (DL) frameworks/libraries such as TensorFlow [1], [2], Keras [3], Pytorch [4], MLlib [5], and Jax [6] are becoming more and more popular to develop sophisticated and complex applications in various domains; from face recognition, fraud detection in financial companies, diagnosis and treatment of diseases, and natural language processing to autonomous vehicles. While users rely on these libraries and develop their DL applications on top of them, they are subject to *bugs* like any other software. Bugs in DL libraries are important because a bug in a library can lead to bugs in any application that leverages that library [7]. Many of these bugs never make into released versions, others manifest themselves in easy-to-detect ways (e.g., error messages, program crashes, or never ending hangs) and some remain silent leading to wrong calculation in DL models, training or inference without any obvious symptoms for the user. We refer to *silent bugs* as bugs that result in wrong computations/behavior but not in obvious symptoms like crash, hang, or an error message.

We surmise *silent bugs* are especially insidious in DL libraries and applications built on top of them. The primary reason is that DL applications, as a Machine Learning (ML) application, belong to the family of “non-testable program” [8], for which, strictly speaking, oracles do not exist. Moreover, finding such bugs in DL libraries can be very hard and tedious. A DL model developed by a user typically

consists of many floating point parameters and operations (up to billions). Even with a few bugs, the model may still be created, trained, and appeared to work. A slight decrease in running time or prediction accuracy is possible but it is difficult for a user to link a suspicious result/behavior to a concrete bug in DL libraries (e.g., wrong update of weights in neural networks during the training). While there are various explanations for an unexpected behaviour that need to be ruled out, the worst is the fact that the faulty computation is not explicitly developed by the user, but implicitly produced by the library. However, little information can be obtained from the DL model’s internal mechanism and training/inference due to the “black-box” and stochastic nature of DL training/inference. Hence, any bugs in DL libraries may lead to bugs in the user’s program that the user might not, easily, become aware of.

As a motivating example, Figure 1 illustrates a bug reported on TensorFlow repository over GitHub. When saving a pre-trained model and loading it again, the accuracy drops to its default value. In the user provided example, the model and data are very simple and only used to demonstrate the impact of the reported bug. After training, the model showed 100% accuracy and the loss dropped to zero. Then, the developer saved the model to the disk and immediately loaded it back, and tested the accuracy again, which dropped to 50%. As the expected behavior, the accuracy should remain the same after loading a previously trained and saved model. The bug was acknowledged by reproducing the issue and providing a gist over Google Colab (gist is defined as “a simple way to share snippets and pastes with others” [9]). This bug is related to weights modification when reloading the model, which has been fixed later and the issue closed. We have classified this bug

- The authors are with Polytechnique Montréal, Montréal, QC H3C 3A7, Canada. (Florian Tambon and Amin Nikanjam contributed equally to this work.) (Corresponding authors: Florian Tambon and Amin Nikanjam)
E-mail: {florian-2.tambon, amin.nikanjam, le.an, foutse.khomh, giuliano.antonioi}@polymtl.ca

```
import tensorflow as tf

model = tf.keras.models.Sequential()
model.add(tf.keras.layers.Dense(units=2,
                                activation='softmax', name='output'))
model.compile(optimizer=tf.keras.optimizers.Adam(lr=10),
              loss='sparse_categorical_crossentropy',
              metrics=['accuracy'])
dummy_data_x = [[0, 0], [1, 0], [0, 1], [1, 1]]
dummy_data_y = [0, 1, 0, 1]
print(model.evaluate(x=dummy_data_x, y=dummy_data_y))
model.fit(x=dummy_data_x, y=dummy_data_y, epochs=10)
print(model.evaluate(x=dummy_data_x, y=dummy_data_y))
model.save('test_model')
model = tf.keras.models.load_model('test_model')
print(model.evaluate(x=dummy_data_x, y=dummy_data_y))
```

Output:
Before training:
1/1 [=====] - 0s 0s/step - loss: 0.9013 - accuracy: 0.5000
[0.9013183116912842, 0.5]
After training:
1/1 [=====] - 0s 0s/step - loss: 0.0000e+00 - accuracy: 1.0000
[0.0, 1.0]
After loading:
1/1 [=====] - 0s 1000us/step - loss: 0.0000e+00 - accuracy: 0.5000
[0.0, 0.5]

Fig. 1: A reported issue over GitHub [10]. The bug is silent and has a significant impact on the accuracy of the learned model, classified as “Wrong save/reload” in our study.

as “Wrong save/reload” in this paper.

There are several empirical studies on bugs in DL software developed using various libraries [11], [12], [13]. Researchers also investigated symptoms, root causes, and repair patterns of bugs inside TensorFlow [7], [14] and their fault triggering conditions [15]. However, we are not aware of existing studies on *silent bugs* inside DL frameworks, bugs that do not result in obvious symptoms or misbehaviours. Therefore, we formulate our research questions as follows:

- RQ1** What are the impacts of *silent bugs* inside DL libraries on DL programs developed by users? What are the common consequences of *silent bugs*?
- RQ2** From which part of the framework’s API do the *silent bugs* come from?
- RQ3** To what extent are the considered *silent bugs* relevant for DL developers?

In this paper, we present the first empirical study on characteristics of *silent bugs* in a widely used API/framework, Keras/TensorFlow, and their impact on user’s program to answer our research questions. Fig. 2 illustrates the schematic diagram of our study in this paper.

With more than 111,000 GitHub repositories using TensorFlow, currently it is one of the most popular ML framework [16]. Keras is an API designed for DL, running on top of TensorFlow. The choice of studying Keras is based on several considerations: (1) Keras is widely used to implement DL applications due to its simple and rich API, (2) being a top level API using lower level components of TensorFlow, the root cause of the errors should be easier to identify, which simplifies the screening for the root cause if the errors are located in lower-level and (3) there is sufficient information with documented and frequent updates, to ensure identifying silent bugs and their existing fixes.

We hence mined TensorFlow GitHub repository [17] for *silent bugs* issues related to Keras. We manually analyzed

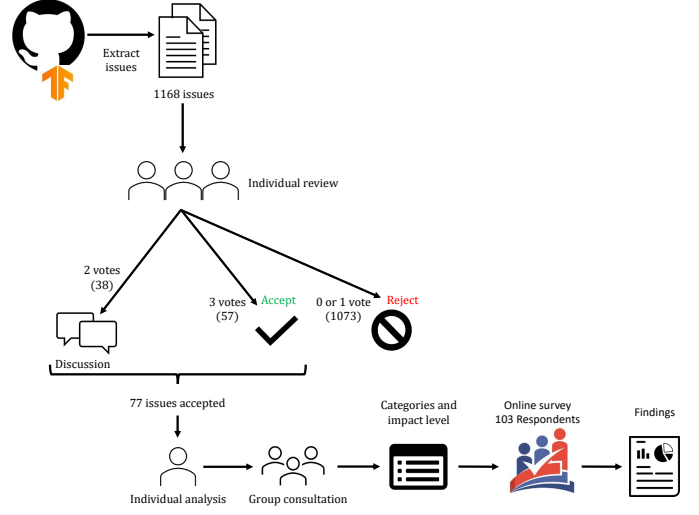


Fig. 2: The main steps of our study.

1,168 issues, gathering and documenting 77 reproducible silent bugs. Based on the extracted issues, we have identified 7 categories of bugs and 4 levels of bugs impact. Moreover, 14 components of TensorFlow and Keras were identified as responsible for bugs and associated impact. We then conducted an online survey with 103 DL developers to assess the perceived relevance and completeness of identified categories and impact levels. Finally, using our findings we propose a set of guidelines for detecting and triaging *silent bugs*. This paper makes the following contributions:

- We conduct the first systematic study on *silent bugs* in DL libraries through a manual analysis of 77 bug reports out of 1168 closed issues from the repository of Keras/TensorFlow on GitHub,
- We provide a classification of bugs based on observed impact on the users’ programs that create, train, or infer DL models,
- We identify the components of Keras/TensorFlow where silent bugs occur,
- We evaluate the relevance of our findings by a survey among DL developers,
- We discuss and suggest a set of guidelines to safeguard against such bugs including testing and detection approaches,
- We make the dataset used in this study publicly available online [18] for other researchers/practitioners to replicate or build upon our work.

2 BACKGROUND

In this section, we briefly introduce TensorFlow, Keras and how their reported bugs are addressed by developers.

2.1 TensorFlow and Keras

TensorFlow is an end-to-end, open-source ML platform [2]. Dataflow graphs are used to define the computations, operations and states of ML algorithms. While each node in a graph represents an individual mathematical operator, each edge represents data dependencies among nodes using tensors (n-dimensional arrays) that define the format

of data transferred between two nodes. TensorFlow is an infrastructure layer for flexible differentiable programming that offers gradient computation of arbitrary differentiable expressions and efficient low-level tensor operations on CPU, GPU, or TPU. It is also scalable to various devices. Regarding deployment, it is possible to export graphs to different external runtime environments such as servers, browsers, mobile and embedded devices.

Keras is a set of DL API developed in Python that runs on top of the TensorFlow ML framework [3]. TensorFlow uses Keras as its high-level API, which provides essential abstractions and building blocks for developing and shipping DL solutions. It was designed and implemented to enable fast experimentation as a key factor in scientific research. Keras is featured as: 1) Simple: developing with Keras does not need high skills/knowledge in DL/ML, so the developer can focus on the research problem, 2) Flexible: the progressive disclosure of complexity is adopted in Keras, so it starts with simple workflows that are quick and easy, while arbitrarily advanced workflows are available on the top of the already build simple workflow, and 3) Powerful: industry-strength performance and scalability are offered in Keras, as it has been used by NASA, YouTube, or Waymo. It should be noted that Keras is originally designed to support multiple backends, including TensorFlow, Theano, and PlaidML, however as of version 2.4, only TensorFlow is supported [19].

2.2 Repairing bugs in TensorFlow/Keras

The source code of TensorFlow is maintained on GitHub [17]. All issues and commits have been reported in this repository respectively since November 2015. Similar to other repositories, users will submit an issue when they face a problem while using the library (e.g., a bug). Such issues contain information for investigating and diagnosing the problem including a brief description of the issue, the OS platform, buggy Keras/TensorFlow version, and the code snippets to reproduce the buggy behavior. The developers of TensorFlow (or any other interested users) investigate the issue and potential ways to address it. Not all reported issues are bugs and further investigation indicates the root cause of each issue. Usually the developers firstly attempt to reproduce the issue and acknowledge the mentioned unexpected behaviour. Typically developers and interested users have useful discussions on the issue to understand and then fix the potential bugs. If the issue is identified as a real bug, it will be tagged as bug and developers start working to address it. Finally, developers will report or mention the link to the fixed version (or similar issues) on the issue asking others to test and acknowledge it. The issue should be closed then. While other issue tracking systems like Jira have more advanced issue trackers labeling issues as “resolved” or “fixed”, the issue tracker of GitHub is simpler. Therefore, careful inspection of issues and related discussion is necessary to understand them deeply.

3 SILENT BUGS IN KERAS AND TENSORFLOW

In this section, first we describe our methodology to investigate bugs inside Keras/TensorFlow answering RQ1

and RQ2. The general process consists of the three steps: (1) Data collection, (2) Manual analysis, (3) Labeling and classification. Then, we discuss our findings.

3.1 Methodology

3.1.1 Data Collection

We collect issues from the issue tracker of TensorFlow repository over GitHub [17]. In fact, various types of issues can be found in such repositories including bug reports, users’ questions (e.g., misunderstanding documentations). So, it is crucial to identify relevant issues for our study. Since in this study we aim at investigating characteristics and consequences of *silent bugs*, we collected closed issues labeled as “bug”. The reasons of this decision are: 1) Bugs involved in such issues have been acknowledged and then fixed by the framework developers, and 2) Such issues usually include useful information about the bug that helps to understand the bug (e.g., discussions among users/developers, code/version changes, links to related issues and potential fixes).

We used the GitHub search API [20] to extract relevant issues. To exclude the search, we have defined the following search criteria accordingly:

- 1) The type of issue must be labeled as “bug” since we are looking for bugs reported by users.
- 2) The related component of the issue must be labelled as “keras” since we focus on the Keras API related bugs.
- 3) We extracted only the “closed” issues. This decision aimed to ensure that we would analyze issues that were solved meaning that a fix exists if there the issue relates to a real bug.

So, we filtered issues according to the following query and extracted **1,168** issues this way:

```
is:issue is:closed label:"type:bug" label:"comp:keras"
```

3.1.2 Manual inspection

In this paper, our goal is to investigate *silent bugs*, so in our inspection we first looked for real bugs which are reproducible. Usually developers who are working on bugs, attempt to reproduce the bug prior to further investigation, e.g., using a Google Colab and provide the link on the issue. We relied on such gist during our inspection. We then ensure that the bug remains silent during compilation and execution, i.e., not leading to an error message or crash. Moreover, fixed bugs were selected during our inspection process since we were looking for closed bug reports. A hint to the fixed version or users’ acknowledgment of having the bug fixed were considered as evidence. Each artifact was inspected by reviewing different parts, i.e., the raised issue, code snippets, discussions mentioned by the owner/other users/developers, suggestions, and recommended fixes. To summarize, we have used the following inclusion criteria to evaluate issues:

- Is it an actual bug? i.e., not a mistake or misunderstanding made by the user,
- Is the bug reproducible? e.g., by providing a gist (usually a Google Colab),

- Is it *silent*? We regarded as *silent* any bug that did not stop the program, for example not causing the program to crash, hang (with or without an error message) or fail. Bugs that lead to memory leakage are not considered as silent as well,
- Is the bug fixed eventually? The evidence can be mentioning the fixed version, fix commit or an acknowledgment from the user who raised the issue.

We excluded all non-included bugs. A shared document including the link to all artifacts have been used to make it possible for all authors to work together during the inspection process.

To select relevant bug reports, all issues were initially inspected by three reviewers independently, the first three authors, who have more than 3 years of experience in using TensorFlow/Keras. Each reviewer selected issues according to the mentioned inclusion criteria in a separate sheet on our shared document. Afterward, the three reviewers pooled together their results, yielding a score between 0 and 3 for each issue (3 meaning all agreed it satisfies our inclusion criteria and 0 none of them). 1032 bugs received a score of 0, 41 received a score of 1, 38 received a score of 2 and 57 received a score of 3 in this step. Issues with a score of 3 (i.e., 3 positive votes from reviewers) were directly selected for the next round. Issues with a score of 0 were discarded. We reexamined all 1-vote bugs making sure that they are not overlooked, however none of them were accepted after re-examination. Issues with a score of 2 were further discussed by all reviewers in a meeting to discuss whether to select it or not and resolve the conflict. 26 were selected after further discussions and re-inspecting the candidates. Out of 83 remaining issues, 6 bugs were discarded at the end: 3 turned out to be duplicate (same points but different issue titles), 2 turned out not to be bugs but users' mistakes, and 1 had got closed after being open for a long time without a consensus on resolving it. At the end, we obtained a total of 77 bugs. We computed Cohen's kappa coefficient [21] to assess inter-rater agreement on whether each bug is silent or not. The coefficient was measured as 0.705 indicating a substantial level of agreement.

All remaining issues were screened by reviewers in order to collect the following information: version of TensorFlow employed by the user posting the issue (buggy version), link to a gist to reproduce the issue, versions for which the bug is no longer observed (fixed version) and a commit fixing the issue if possible.

3.1.3 Labeling and Classification

We manually analyzed all issues following an open coding procedure [22] similar to previous studies [12], [13]. We aimed to inductively create the categories in a bottom-up way by analyzing the bugs.

To analyze problems caused by *silent bugs* and characterize them, we focus on their potential impact on the user's program and the component of the Keras/TensorFlow responsible for the bug. Therefore, we investigated each of 77 bug reports from two aspects:

- 1) What is the effect of the bug? That is, what did it cause on the program (e.g., accuracy loss, wrong UI output, ...).

- 2) What are the Keras/TensorFlow components in which silent bugs occur?

Regarding the impact of the bug, to propose a classification label, we used the descriptions of bugs in the issues as well as gist and/or the example provided to showcase the problem. We call defined labels *impact scenarios*. In the case of the library's components, we identified modules of the Keras API [23] which were involved in the error. Note that some modules affected are hidden in the API the user has access to, but are present in the repository of TensorFlow (e.g., "engine" module) [24]. We considered mainly the API documentation, yet we will also make use of the TensorFlow repository. The buggy component was deduced by going through the bug-fix commit and looking at which files were affected by a change. If no commit reference was available, the reviewer inferred the potential buggy component from the description and discussion in the issue report.

We performed the labeling process in three rounds. For the first round, to reduce the subjective bias during the labeling process each reviewer was tasked to independently indicate the effect of bugs (i.e., impact scenario) by their own defined descriptive labels. Faulty components were identified independently in this round as well.

Moreover, during the first round, we tried to analyze the impact of the bugs in terms of degradation of the ML model ability to work properly. Given what we observed through the gathered issues, we came up with a scale to measure the *threat level* of an issue based on its consequences. This scale was elaborated empirically based on the problems reported by the users and their consequences on the model during discussions between the reviewers in the first round. We then used it as a guideline in the next rounds of labeling and each issue was assigned an impact level. The scale can be found in Table 1. It is divided into four impact levels (1 being the lowest and 4 the highest), each of which needs one additional criteria than the previous level. Note that only the "X" criteria are needed to be considered of a given level while "?" criteria are optional. The defined impact levels in the reply to the question of "What is the impact caused by the bug?" are as follows:

- *UI element*: The issue impacts the user interface element, either in a purely cosmetic way or with little to no impact on the information the user receives.
- *Model's information*: The issue impacts information the user receives from inside the model, e.g., shape of a model or reported loss value, but does not actually modify the way the model works or its results.
- *Model's operation*: The issue impacts the way the model works and its process, e.g., hyperparameters, layer composition, or model processing mechanism which can lead to some time/speed degradation but only minor to no changes on the model outputs.
- *Model's result*: The issue impacts the way the model behaves which leads to completely different results compared to known results or the fixed version.

For example, a bug must impact information of a model to be considered at least at level 2, higher than bugs that alter UI elements.

In the second round, we put individual labeling results together. One of the reviewers checked the results

TABLE 1: Criteria for evaluating impact of bugs. “X” means that to be considered of this impact level, a bug needs to meet those criteria. “?” denotes optional criteria.

Impact levels	UI element	Model’s Information	Model’s Operation	Model’s Results
Level 1	X			
Level 2	?	X		
Level 3	?	?	X	
Level 4	?	?	?	X

and indicated conflicts. Then two other reviewers went through conflicting issues, commented on the labeling/impact level/faulty component, and proposed a suggestion where applicable. Finally, in the third round the reviewers went through all artifacts to compare their labeling results, discuss any conflict, and finalize the categories in a team meeting.

For impact levels, inter-rater agreement was calculated as linear weighted Cohen’s Kappa [21]. The weights are defined as the difference between assigned impact levels where they are different. The rationale being that the threat is increased as the impact level gets higher values. So, we consider that raters assessing an issue of level 1 as level 2 is not as bad as rating an issue of level 1 as level 3. The kappa coefficient obtained is **0.758** (p-value < 0.05) highlighting an excellent agreement between raters. For impact scenarios (categories of bugs), since no classification existed for the problem, we followed an open coding procedure to derive categories in a bottom-up way by analyzing the bugs. This allowed us to find categories based on our observations from the extracted issues similar to previous studies [12], [13]. We therefore could not report inter-rater agreement due to the lack of a priori defined categories. However, after resolving conflicts and finalizing labels, we noticed that 31 bugs were classified the same as their final labels by all raters, 33 bugs by two raters, and 13 by one rater respectively, showing initial agreement of 83% (64 out of 77).

Finally, 77 bugs were classified into 7 impact scenarios and 14 components of the API were identified to be affected by the bugs. Each bug was also assigned with one of the impact levels defined in Table 1. We kept all the initial labels and comments on our shared document for any further discussions.

3.2 Empirical Results

We provided a replication package of our used material and collected data for reproducibility purposes [18].

3.2.1 RQ1: Impact of bugs

Based on the classification and labeling process described, the identified impact scenarios of *silent bugs* are presented as follows. For each scenario, an example is associated in order to illustrate the impact level as well as to detail what consequences could unfold for the given impact scenario.

1. Wrong shape: This category includes any bug leading to a wrong shape of a tensor in the model without raising an error.

```
import tensorflow as tf
import numpy as np

class Example(tf.keras.layers.Layer):
    def __init__(self, **kwargs):
        kwargs["dynamic"] = True
        super(Example, self).__init__(**kwargs)

    def call(self, inputs):
        return inputs

    def compute_output_shape(self, input_shape):
        return [(None, 2)]

inp = tf.keras.layers.Input(batch_shape=(None, 1))
comp = Example()(inp)

model = tf.keras.models.Model(inputs=[inp], outputs=[comp])
model.summary()
```

Model: "model"

Layer (type)	Output Shape	Param #
input_1 (InputLayer)	[(None, 1)]	0
example (Example)	[(None, (2,))]	0

Total params: 0
 Trainable params: 0
 Non-trainable params: 0

Fig. 3: An example of **Wrong shape** scenario.

Unexpected output shape on custom keras dynamic layer [25]: The code snippet is shown in Figure 3 along with the output. In this issue, Keras returns bad shape for the user’s custom layer. As one can see, the output given by Keras differs from the `compute_output_shape` function of the custom Layer. We classified this error as **Impact: 2** as, while it returns bad information on the model (the shape), it does not actually alter the way the model should work. If the gist is trivial, it straightforward to envision how this bug could be problematic in a realistic settings; in the case a program of the user would lead to poor accuracy (for instance, because of a bad parametrization), the shape would become the main culprit for the bad result, which would possibly take some time until user finds out that it does not impact its results.

2. Wrong displayed message: Any bug that shows an information in UI (including console messages) which will deceive the user or affect the user understanding of the ML model belongs to this category.

Simple model.evaluate() example floods output with=characters [26]: In Figure 4, an issue is displayed where Keras displays a progress bar that is way too long and which eventually masks part of the UI. The gist used as well as the output UI are shown in the figure. Note that the actual display was drastically shortened as it would not fit in the paper. The progress bar given by Keras is too long between train and test phase. The error was linked to a wrong variable being passed to the iteration routine used in the training/evaluation loop of the API. We classified this error as **Impact: 1** as it just affects the UI of the user. This kind of bug is generally harmless, as they do not really modify anything. However, this type of bug can have nasty impact when for instance logging results in a file; it would literally fill the log file with thousands of useless characters. If the bug presented only generate a limited number, a case where the number of returned characters would be very high (or infinite) could potentially result in


```
import tensorflow as tf

mnist = tf.keras.datasets.fashion_mnist
(training_images, training_labels), (test_images,
    test_labels) = mnist.load_data()
training_images = training_images / 255.0
test_images = test_images / 255.0
model = tf.keras.models.Sequential([
    tf.keras.layers.Flatten(),
    tf.keras.layers.Dense(128, activation=tf.nn.relu),
    tf.keras.layers.Dense(10, activation=tf.nn.softmax)
])
model.compile(optimizer='adam',
    loss='sparse_categorical_crossentropy',
    metrics=['accuracy'])
model.fit(training_images, training_labels, epochs=5)

test_loss = model.evaluate(test_images, test_labels)

Output: Train on 60000 samples
[...]
Epoch 5/5
60000/60000 [=====] - 2s
    38us/sample - loss: 0.2980 - accuracy: 0.8903
10000/1 [=====]
... Literally hundreds of thousands of '=' ...
=====] - 0s
    26us/sample - loss: 0.2803 - accuracy: 0.8673
```

Fig. 4: A sample of **Wrong displayed message** scenario.

an out-of-memory issue.

3. Wrong save/reload: In this category, we classify all bugs that change the model, its component or its functionalities either during saving or re-loading. For example, missing a layer after reload or inconsistent accuracy before and after saving.

Accuracy is lost after save/load [10]: Figure 1 shows an issue where reloading saved weights leads to a big drop in accuracy. We classified this error as **Impact: 4** as it completely changes the results of the model. If the user would not be careful, simply using the weights without verification, the model would return mostly incorrect predictions. Moreover, it is important to notice that the weights are not necessarily the first place where one would look to track in error, especially in a deeper model, as no error/warnings were thrown. This explains the threats of such errors and highlight the importance of multiple checking procedure when using such frameworks.

4. Wrong parameter setting: Any bug affecting the expected parameters setting of a function or model's components fall in this category.

Passing a Variable as learning_rate to Adam optimizer does not work as expected [27]: We refer to this issue as mentioned in Figure 5 where passing a variable to learning rate and dynamically changing it will not be registered on the learning rate. As one can see from the provided gist and output, even though the learning rate variable got set to 0, the variable of the trainable layer is still being modified. We classified this error as **Impact: 3** as it modified the way of functioning of the network (the learning rate set). In this gist, the learning rate setting is pretty drastic, in practice the user would probably set something akin to a scheduler and reduce the learning rate slowly. Yet, with this issue, it could lead to potential convergence issues. In practice a `LearningRateScheduler` should be define instead (following good practice), so one could argue the mistake is on the user end, but the fact that no warning is thrown, that no documentation explicitly forbid this and that the mechanism is acceptable by the model shows that is more of a potential

```
import tensorflow as tf
print(tf.version.GIT_VERSION, tf.version.VERSION)
import sys
print(sys.version_info)
tf_a = tf.Variable(1.0)
print('Variable tf_a initialized to
    {}'.format(tf_a.numpy()))
tf_lr = tf.Variable(0.1, trainable=False)
tf_opt = tf.keras.optimizers.Adam(learning_rate=tf_lr)
@tf.function
def train_step():
    with tf.GradientTape() as tf_tape:
        tf_loss = tf_a**2
        tf_gradients = tf_tape.gradient(tf_loss, [tf_a])
        tf_opt.apply_gradients(zip(tf_gradients, [tf_a]))
    print('After one step with learning rate {}'.format(tf_lr.numpy()), end='')
train_step()
print('Variable tf_a is {}'.format(tf_a.numpy()))
tf_lr.assign(0.0)
for _ in range(10):
    print('After another step, now with learning rate {}'.format(tf_lr.numpy()), end='')
    train_step()
    print('Variable tf_a is {}'.format(tf_a.numpy()))
```

```
Output:
v2.0.0-beta0-16-g1d91213fe7 2.0.0-beta1
sys.version_info(major=3, minor=5, micro=6,
    releaselevel='final', serial=0)
Variable tf_a initialized to 1.0.
After one step with learning rate 0.10000000149011612...
    Variable tf_a is 0.8999971747398376.
After another step, now with learning rate 0.0... Variable
    tf_a is 0.8004083633422852.
After another step, now with learning rate 0.0... Variable
    tf_a is 0.7015821933746338.
[...]
After another step, now with learning rate 0.0... Variable
    tf_a is 0.07624538242816925.
After another step, now with learning rate 0.0... Variable
    tf_a is 0.005127914249897003.
```

Fig. 5: Example of **Wrong parameter setting** scenario.

issue.

5. Performance degradation: Any bug affecting the performance of ML experiments (training or inference) is categorized in this class, e.g., memory usage or running time (speed). This category does not include changes in prediction accuracy of the model.

TF2.0 - Multiple calls to Keras .fit and .evaluate makes RAM explode and is 25x slower [28]: In the issue illustrated in Figure 6, consecutive calls to either `fit()` or `evaluate()` increases the used main memory (RAM) even when calling with the same data. The user complains that such calls take approximately ten times longer than with TF1.x. According to the provided gist, after 3,312 consecutive calls of `evaluate()` using TF2.0, 1508MB of memory is occupied. Using TF1.x, the memory used is not increased after consecutive calls of `evaluate()` (staying at 176MB) while the running time was 25 times faster than TF2.0. We evaluated this issue as **Impact: 3** since the bug significantly affects the operation of the model. Although such consecutive calls is not common in developing DL application and the bug does not affect the prediction accuracy, the degraded performance may lead to significant problems during deployment, especially in settings where the systems specification are limited (e.g., on-board system) or when decision speed is important (e.g., autonomous driving system).

6. Wrong structure: The category covers all bugs that modify the expected structure of a model, in particular how it is handled by the framework.

Keras TimeDistributed on a Model creates duplicate layers,

```

from memory_profiler import profile
from time import time
import numpy as np
import tensorflow as tf

model = tf.keras.Sequential([tf.keras.layers.Dense(100,
    activation=tf.nn.softmax)])
model.compile(loss='mse', optimizer='sgd')
@profile
def eval(x, y):
    model.evaluate(x, y)
x = np.random.normal(size=(1,100))
y = np.random.normal(size=(1,100))
for i in range(100000):
    print('iteration', i)
    tic = time()
    eval(x, y)
    print('timeit', time() - tic)

```

```

Output: iteration 3312
1/1 [=====] - 0s 4ms/sample -
      loss: 1.0205
Filename: reproduce_keras_oom.py

Line  Mem usage Increment Line Contents
=====
   9  1508.3 MiB 1508.3 MiB @profile
  10                                     def eval(x, y):
  11  1508.7 MiB   0.4 MiB model.evaluate(x, y)

timeit 0.09004998207092285

```

Fig. 6: Example of **Performance degradation** scenario.

and is inconsistent with TimeDistributed on a Layer [29]: As shown in Figure 7, the user attempts to wrap a model in a TimeDistributed layer but this leads to creation of duplicate nodes in the graph. Following the documentation of the framework, the user ends up with an additional Dense Layer (bottom left in Figure 7). This additional layer takes redundant memory and is created because the user builds the inner model then rebuilds it again during building the TimeDistributed model. However, the expected behavior for wrapping a model is having a similar graph as it is the case when wrapping a layer. This is a typical example of wrong structure of the model that is silent and the user may not notice it until experiencing a bad accuracy or training issue. We have evaluated this issue as **Impact: 2** as it returns false structure information to the user, which can typically lead to confusion or potentially an error.

7. Wrong calculation: All bugs modifying the normal way of computation that are not classified in other categories will be classified in this type, like wrong calculation of gradients.

Keras fails to account for smaller last batch in loss metric calculation [30]: In the issue displayed in Figure 8, the evaluate() function computes the mean loss over all batches in an epoch incorrectly when the dataset size is not evenly divisible by the batch size. This happens for both training and validation loss. Actually, the bug affects the reported epoch loss, but not the training loss used for computing gradient updates. In the provided gist, there are 3 samples in the dataset, and the batch size is 2. So, there are 2 batches of size 2 and 1. If the first batch has mean loss of 10 and the second batch has mean loss of 9, then the mean loss over the entire dataset is incorrectly computed as $(10 + 9) / 2 = 9.5$. We evaluated this bug having **Impact: 2** since the model's information is affected but not its functionality. However, the correct mean loss over the dataset should be a weighted mean of the batch losses, where the weights are given by each batch size. Thus, the correct mean loss should

```

inner_input = keras.layers.Input((2,))
dense = keras.layers.Dense(2,
    activation='relu')(inner_input)
inner_model = keras.Model(inputs=inner_input,
    outputs=dense)
full_input = keras.layers.Input((2,2))
td_2 =
    keras.layers.TimeDistributed(inner_model)(full_input)
model = keras.models.Model(full_input, td_2)
model.compile('SGD', 'mse')

```

model:

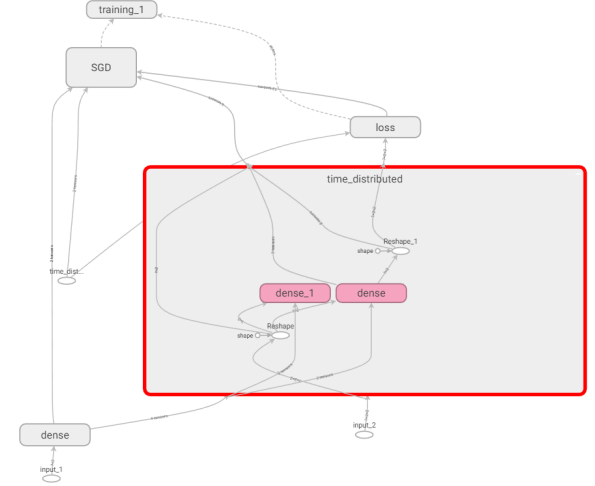


Fig. 7: Example of **Wrong structure** scenario.

```

import tensorflow as tf

X = tf.constant([[1], [2], [3]], dtype=tf.float32)
y = tf.constant([[5], [4], [6]], dtype=tf.float32)
model = tf.keras.Sequential([
    tf.keras.layers.Dense(1, input_dim=1,
        kernel_initializer='ones',
        bias_initializer='zeros')])
model.compile(optimizer='sgd', loss='mean_squared_error')
def mse(y, y_pred):
    assert len(y) == len(y_pred)
    return sum((y - y_pred)**2)/len(y)
print('model.evaluate():')
print('- batch_size=1:', model.evaluate(X, y, batch_size=1,
    verbose=0))
print('- batch_size=2:', model.evaluate(X, y, batch_size=2,
    verbose=0))
print('- batch_size=3:', model.evaluate(X, y, batch_size=3,
    verbose=0))
print()
print((mse(X[:-1], y[:-1]) + mse(X[-1], y[-1]))/2)

```

```

Output:
model.evaluate():
- batch_size=1: 9.666666984558105
- batch_size=2: 9.5
- batch_size=3: 9.666666984558105

tf.Tensor([9.5], shape=(1,), dtype=float32)

```

Fig. 8: Example of **Wrong calculation** scenario.

be $(10*2 + 9*1) / (2 + 1) = 9.66$.

From the extracted data, the distribution of the impact scenarios can be found on Figure 9. "Wrong calculation" is the most common type with 30,95% of all studied bugs. As the internal mechanism and output of DL models mainly rely on their calculation, a flaw in a step of the model's calculation may lead to wrong results in any of the next steps. The two second most widespread types of bugs are "Wrong parameter setting" (19,05%) and "Wrong displayed

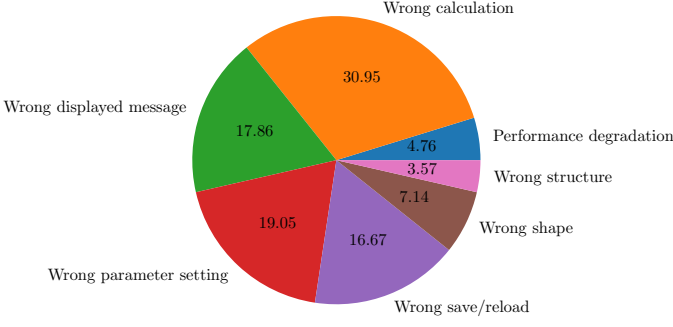


Fig. 9: Distribution of the impact scenario in the selected issues.

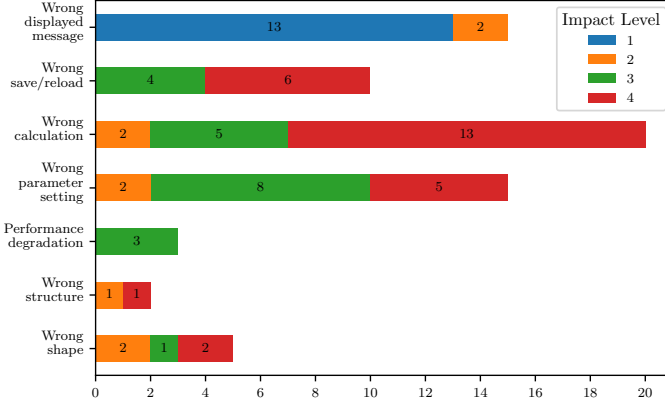


Fig. 10: Distribution of the impact level based on the scenario affected.

message” (17, 86%). On the other hand, “Wrong structure” has the least frequency with only 3 samples (3.57%).

We also show in Figure 10, the cross-check analysis of the impact level given a scenario. The “Wrong calculation” (e.g., back-propagation gradients being computed wrongly) has the highest impact with 13 samples of **Impact: 4**. The second one is “Wrong save/reload” (e.g., weights not being properly set when reloading a model) with 6 high-impact samples. In particular, “Wrong calculation” and “Wrong save/reload” bugs represent issues that would drastically affect the results of the model. Moreover in most cases, they can be only detected through inspection of the model and even that does not guarantee finding the root of the error. As it is expected, “Wrong displayed message” (e.g., summary of the model includes missed or incorrect information) is the least influential bug with 13 low-impact bugs.

Tensorflow/Keras is one of the most used frameworks by ML practitioners. While users employ the framework “as it is”, without a proper perspective on what is happening “under the hood”, we provide evidence that such silent issues can have dramatic impacts, without obvious symptoms. Although frameworks’ developers may already be aware of them, it is not the case for all DL frameworks users. Moreover, we believe such bugs pose new challenges to the research community deserving further investigation. Although there exist different DL frameworks, we surmise silent bugs are likely a non-Tensorflow/Keras-specific issue due to the similarities of ML frameworks.

3.2.2 RQ2: Faulty components

To identify the buggy components of the library we went through the bug-fix commit and looked at which files were affected by a change. If no commit reference was available, the reviewer inferred the potential buggy component from the description and discussion in the issue report. To have a list of TensorFlow/Keras components, we consider mainly the Keras API documentation and the repository of TensorFlow [23]. The identified components are:

- **Layer:** Layers are the basic building blocks of neural networks in Keras. A layer consists of a tensor-in/tensor-out computation function, held in TensorFlow variables which are the layer’s weights.
- **Regularization:** Regularizers apply penalties on layer’s parameters or its activity during optimization. These penalties are summed into the loss function that the network optimizes.
- **Callbacks:** they are objects that can perform particular actions at various stages of training (e.g., at the start/end of an epoch or before/after a single batch). One can use them to log TensorBoard after a batch to monitor training metrics, save the model to disk, early stopping, and gather statistics of a model during training.
- **Optimizer:** An optimizer is one of the arguments required for compiling a Keras model to optimize the model’s parameters during training.
- **Activations:** Activations can either be used through an “activation” layer, or through the activation argument supported by layers. They are applied to the output of tensors to produce the required output.
- **Metrics:** A metric is used to evaluate the performance of a model. They are similar to loss functions, with a difference that their results are not used when training the model. Any loss function may be used as a metric.
- **Model:** These functions are employed to build and use a model including compilation, evaluating and predicting.
- **Estimator:** Estimators aggregate the following functions in a single object: training, evaluation, prediction, export for serving.
- **Loss:** The purpose of loss functions is to compute the difference between expected and actual output of a model that should be minimized during training.
- **TF:** This encompasses all the functions that are not Keras related but are used by TensorFlow. In general, it is composed of basic operation on the tensors such as *Mean*, *Sum* or *Slicing*.
- **Saving:** This module regroups everything related to saving and loading weights/models to/from the system.
- **Engine:** The engine module on which Keras framework is based. It contains most of the basic classes that are used in every other module, e.g., the “base layer” class from which all layers are then derived. This module is not meant to be accessible to the user, but as it is the foundation of the whole framework, many issues referenced this module.

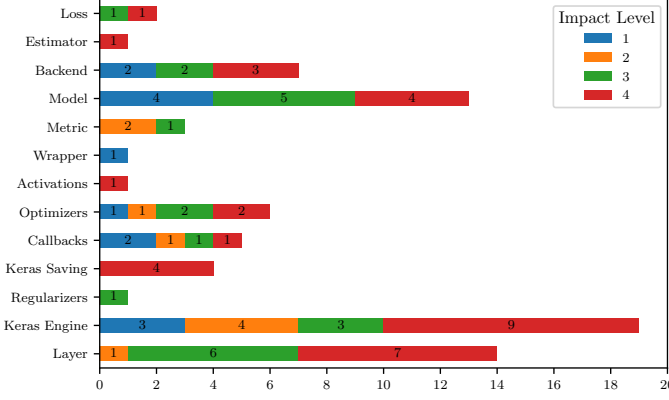


Fig. 11: Distribution of the impact level based on the component affected.

- **Wrapper:** This encompasses function to facilitate usage of other library by Keras, mostly Scikit-Learn functions.
- **Backend:** The backend module regroups mathematical or utility functions implemented in a way such as Keras can use them more efficiently along side its other components, as well as a lot of parameters settings for precision calculation.

Figure 11 illustrates the distribution of buggy components across the selected issues along with the cross-check analysis of the impact level given a component affected. The most impacted components of the API are “Engine” (19 samples), “Layer” (14 samples) and “Model” (13 samples). Note that the “Engine” component is not part of the API documentation as it is a part of Keras backbone and as such should not be accessed directly by the user. Hence, one may expect that this component becomes the most affected one, as it is part of the core of the framework, which all other components use. The two others are among the most used components as they encompass function and classes that are necessary to define the model layout and inner work. Also note the category “TF” that represents any component not related to Keras. We came across some issues where users reported the problem being a Keras issue but further investigation revealed the root cause was not related to Keras itself, but to TensorFlow other modules. While they are not Keras components, we show them alongside others for consistency. The biggest portion of high-impact scenarios reside in “Engine” component and “Wrapper” is the host of only 1 low-impact issue. From a different point of view, all issues in “Saving” are high-impact ones. Moreover, almost half of issues in “Layer” and “Backend” have high impacts.

4 VALIDATION AND RELEVANCE ASSESSMENT

The goal of this section is to answer RQ3: *To what extent are the considered silent bugs relevant for DL developers?* To do so, we ran a survey to collect views of DL developers about identified categories of silent bugs and the impact scale, assessing their relevance and completeness. In the following, first the methodology followed to conduct the survey is explained, then the results are presented.

4.1 Methodology

We devised a survey form using Google Form [31], a well-known online tool for creating and sharing surveys and quizzes. The survey was organized in five parts and is inspired by similar empirical studies on bugs using surveys as a validation method [13], [32]. First we asked demographic questions, i.e., current job title and years of experience with TensorFlow/Keras. The second part was interested in probing the knowledge of participants about the notion of “silent bugs”. We first asked them whether or not they were familiar with “silent bugs”. We then gave them our definition used in this paper and asked them for the perceived relevance. In the third part, we wanted to assess the meaningfulness of the scenario categorization we did. As such, for every category, we provide the definition of the category (with an example gist) and a multiple-choice question asking the participant about i) How hard it is to Diagnose, ii) What is their perceived Severity, and iii) How hard it is to fix according to them. The participant is instructed to provide a score on a 5-level Likert scale [33]. We then asked them whether or not they were ever confronted with such a type of bug. They could provide feedback if wanted through comments. The main idea of this part is to assess the difficulty of each category in order to assess if we can match the impact classification of Figure 10 (that is, if for instance one category is perceived by developers as harder to diagnosed or more severe and that we have a prevalence of higher impact level for that category, according to our scale) and see if such category of bug is rare or not. We then asked developers for any other category they knew and that we did not mention in our classification.

The fourth part aimed to assess the defined impact levels. We gave for each level a description along with an example snippet. We then asked them to judge the relevance of the impact level (based on 5-level Likert scale [33]). We finally gave them an impact scale (see replication package for table, Table 1 being an updated version of it thanks to respondent comments) and asked them to evaluate it. The goal of this part was to assess developers’ opinion: is the impact scale correct with regard to their experience as well as to gauge their comprehension of the scale. Finally, in the last part, we asked developers whether they thought “silent bugs” as we presented it to them were more, equally or less problematic than more traditional bugs. After all questions asked, we provided the developers with the opportunity to add any optional comment to nuance their views. We did not ask any questions about the components affected by bugs since it would need requesting participants to study the issue, gist and bug-fixing commit.

The target group of candidates for this survey is developers who use TensorFlow/Keras with some experience in DL programming. The first group of candidates came from GitHub. To find participants with a good understanding of DL programming over GitHub, we used its REST APIs [34]. We identified repositories that used TensorFlow and Keras (mentioned in their description or readme). We excluded repositories that were not active since 2019. Finally, we extracted active contributors’ emails (mentioned over their profile) from 12,192 selected repositories. This process left us with 3582 unique email addresses. For the second group,

we referred to issues that we initially collected from the issue tracker of TensorFlow repository over GitHub (1,168 initial bug reports). We extracted emails of users (from their Github’s profiles) who contributed to the issues, i.e., posting the issues or participating in discussions. We obtained 605 emails in this way. In overall, we successfully distributed the survey participation request to 4187 email addresses. The third group of candidates came from *Reddit* [35]. To recruit participants, the questionnaire was posted on two relevant *Reddit* channels: *deeplearning* and *MachineLearning*. When sending/posting the questionnaire, we explained the purpose, scope and the estimated participation duration (10 minutes) of the survey in a message. Moreover, we asserted that the survey is kept anonymous, but the respondents were able to provide their emails for further communication and receiving a summary of the study. The survey spanned two weeks: the original email was followed by a reminder after one week. The survey form can be found in our replication package along with the anonymous answers that we received [18].

4.2 Validation Results

The survey was open for two weeks resulting in 103 answers. Regarding our question on work experience with Tensorflow/Keras, 9 had less than 1 year of experience, 51 had between 1 and 3 years, 36 had between 3 and 5 years and 7 had more than 5 years. In the following, we discuss the validation results and received comments in detail.

4.2.1 Notion of Silent Bugs

When asked, without providing any definitions, whether participants were familiar with the notion of “silent bugs”, a majority (56,3 %) replied yes. This shows that the term is acknowledged by the community even though it might not be widely used. Unanimity of the respondents (97,1%) found our definition of “silent bugs” to be meaningful. Hence, the way we defined the term seems to be relevant. We note some comments mentioning that a) warning messages might not be really considered as silent or b) program hanging could not be considered as silent. In the case of (a), while warning messages return something to the user, we considered them to be silent as they do not break program compilation. Moreover, as they do not stop the program, there is no stack trace to indicate the source of the warnings which might lead the user not to consider them for the current problem (if noticed). For (b), we chose to reject program hangs because they are easily noticeable by the user (since the program does not end).

4.2.2 Categorization of Scenario

Results of our survey for this part are presented in Table 2. The first thing we gathered from our survey is, for each scenario, roughly half (or more) of the respondents did not encounter them *to their knowledge*, with *Wrong Structure* being the rarest (28%) and *Performance Degradation* being the most common (55%). Indeed, one main problematic aspect of silent bugs is, they do not necessarily reveal themselves unless the impact is clearly identifiable or the developer is actively looking for them. For instance, one respondent for the *Wrong parameter setting* scenario (Figure 5) mentioned

that “*This bug is quite hard to debug without DL knowledge. Mostly, to find them, I had to observe loss changes in different models or in different combination of parameters*”. Indeed, if one just expect this to work, the bug might not be clear during training, especially if training converges to acceptable results as one other respondent pointed out: “*I may have not noticed it if the model converges anyway*”.

In general, except for *Wrong shape* and *Wrong displayed message*, there seems to be a consensus among respondents that bugs belonging in our defined categories are rather hard/dangerous (3 or more where 1 indicates the easiest case) in terms of diagnosing, severity and fixing. *Wrong shape* is perceived as easier to diagnose and fix, as one can see from the higher number of respondents who voted for 1 or 2 (both 58%). However, Severity is also rather high (45% voted for 4 or 5). On the contrary, for *Wrong displayed message*, diagnosis and severity are rather low with fixing difficulty being neutral. This can be expected, as those bugs are generally easier to notice and/or fix or might not even be fixed in the case of *Wrong displayed message* as they might not be severe enough to be bothered with (“Won’t fix it myself”). If we take the average between those three attributes (Diagnosing, Fixing and Severity) for each category, we find that all category are above 3.5 (tendency to be difficult), except *Wrong shape*, *Wrong displayed message* and *Wrong structure*, with *Wrong save/reload* being the highest. Those observations are mostly consistent with our empirical results presented on Figure 10. Indeed, the categories with the highest number of highly impacting bugs (3 or 4 according to our scale) are the same as those that were deemed the most impactful by respondents when considering difficulty of diagnosing/fixing and severity. *Performance degradation* was also noted as one highly impacting (i.e., hard to diagnose/fix and severe), which was noted in our figure with all issues of this category being of level 2. However the small number of issues of this category prevented us from making any conclusion while emphasized by respondents. The difference we note between received feedback and our results is that *Wrong Shape* might not necessarily be as impactful, yet similarly to *Performance Degradation*, we had too few issues in this category to have a clear conclusion.

Missing categories suggested by the participants were, after analysis, mostly related to one of the categories we introduced or out of scope of our definition of silent bug (see subsection 4.2.1). However, we note that some of our proposed categories could be nuanced or defined in more fine-grained terms as they might be too general in their current state, as some developers pointed out. Indeed, bugs affecting control dependency, float approximation or other *Wrong Calculation* might occult part of the impact of the issue, like one developer commented: “*when indexing an embedding matrix with negative numbers, TF on GPU does not return an error, but returns vectors made of 0s without notifying the user*”. So, having subcategories could be beneficial by revealing more information in different subcategories of bugs. One possible category that was brought about but not studied in this paper concerns documentation issues, that is when a behavior is either false or not properly explained in the framework/library documentation. While such issues are not related to the code, they can still have an impact on the user.

TABLE 2: Results of validating survey for the impact scenarios (1: very easy and 5: very hard). Respondents acknowledged that our defined categories, except for *Wrong shape*, *Wrong displayed message*, and *Wrong structure*, are hard/dangerous in terms of diagnosing, severity and fixing.

Scenarios	Already Encountered	Responses									
		Diagnosing					Severity				
		1	2	3	4	5	1	2	3	4	5
Wrong Shape	51%	28%	30%	22%	12%	8%	8%	17%	30%	28%	17%
Wrong Displayed Message	34%	27%	19%	17%	20%	16%	23%	31%	25%	14%	7%
Wrong Parameter Setting	48%	4%	17%	23%	29%	27%	4%	4%	23%	33%	36%
Wrong Save/Reload	47%	14%	17%	15%	25%	29%	3%	5%	17%	21%	54%
Performance Degradation	55%	11%	13%	21%	24%	31%	5%	8%	29%	33%	25%
Wrong Structure	28%	7%	16%	36%	25%	17%	2%	13%	32%	27%	26%
Wrong Calculation	45%	5%	9%	32%	31%	23%	2%	13%	30%	32%	23%
		5%	12%	37%	25%	21%					

TABLE 3: Results of validation for the impact scale. Respondents have a general agreement on the relevance of all impact levels.

Impact level	Responses				
	Strongly disagree	Disagree	Borderline	Agree	Strongly agree
Level 1	6%	10%	18%	40%	27%
Level 2	7%	18%	24%	36%	16%
Level 3	5%	14%	23%	29%	29%
Level 4	4%	3%	11%	22%	60%

4.2.3 Categorization of Impact

Results of our survey for this part are presented in Table 3. As one can see a majority of the respondents agree (4 or 5) that all levels are relevant given their definitions. A majority also agree (75,8 %) that our scale is relevant. We note that some respondents pointed out that some levels could be fused, in particular 3 and 4, for instance because as pointed out by one comment: *“Bad learning rates can cause more than just slight alterations in outputs as per my understanding. It can cause instability as well. Hyperparameters like beta 1, lr imo should be level 4.”*. In our results, we divided these two levels as it is possible that affecting part of the model structure (even hyperparameter) can have some impact on the model inference, convergence or training but without high impact on the results itself. As such, each bug should be inspected individually to assess the impact level accurately. However, we agree that the difference between the two categories can be perceived as small.

4.2.4 Comparison with traditional bugs

We then asked respondents, based on all the questions of the survey and their experience, how problematic they consider silent bugs compared to traditional ones. By traditional bugs we mean the ones returning errors or leading to programs hanging on. A majority (72,8 %) answered that they found silent bugs to be more problematic.

5 POTENTIAL TRIAGE OF SILENT BUGS

Finding the actual root cause of a silent bug is not straightforward. As a matter of fact, we are not aware of effective procedures to counter such *silent bugs*, which are particularly insidious to detect as they do not raise any error, but can lead to highly impacting consequences. Moreover,

we have seen such issues can have very different causes compared to the consequences the user faces, which means diagnosing them is pretty complicated. DL developers have also confirmed this fact in our survey. Our empirical study can pave the way for other researchers to propose effective detection approaches for bugs in DL frameworks. Based the analysis we did, we highlight some recommendations that can help in tracking and/or preventing such silent bugs from impacting the user’s program:

- *Reveal as much information as possible:* Even though getting information from models can be tricky because of their “black-box” nature, any returned information can help diagnosing a potential silent bug. For instance, Figure 7 showed a wrong structure that could be identified through a representation of the computation graph. Hence, we advise users to check the structure and components of models as well as their functionality (e.g., prediction accuracy of inference). Moreover, assertion testing about shapes, type or any easily inferable properties by the users should be added as an extra precaution to root out potential silent bugs. Actual unit testing or benchmarking comparison might not be easily doable because of the “non-testable” nature of ML models, but as much checking as possible should be realized based on known or accessible information.
- *Do not blindly trust the framework:* As we have shown in this study, DL frameworks are not infallible, so users should not blindly trust them. Hence, users should always be careful and critical of the results and/or information they get out of their models, possibly comparing them to their own experience, a baseline or similar studies.
- *Following a proper development cycle:* MLOps process can help mitigate the effect of silent bugs, through a continuous assessment of the system followed by clear steps. For instance, many silent bugs concerning badly saved weights can be detected if the user tests the saved work by immediately reloading the saved model, instead of trusting everything was done accordingly. Reloading the model later can lead the user to believe something else went wrong.
- *Redundancy is a must:* one of the most effective ways to root out silent bugs lay in comparing execution of the code to a known benchmark or results. However, it might not always be feasible because of the “non-

testable” nature of ML systems that can be circumvented through the use of “pseudo-oracle” [36]:

- *Regression Testing* [37]: using multiple versions of the framework during the test as some failures can be introduced with the latest version. A cross analysis brings a higher chance of catching faulty behavior early.
- *N-versioning* [38]: Running multiple semantically equivalent programs can help finding the cause of the issue. Moreover, since multiple frameworks exist, it is also possible to cross analyze behaviors of different models under different frameworks to detect failure from one of them.

Those approaches are particularly useful to detect performance/computation bugs which are hard to diagnose when using only one version.

6 RELATED WORK

Silent Bugs in Software Engineering. Though they might not be defined by the same name, silent bugs were investigated in software engineering. For instance, researchers empirically studied bugs in test code [39]. They noted the presence and prevalence of *silent horrors*, that is test code causing a test to miss a bug in the production code. Kouwe et al. studied fault-injection to track down *silent failures* and noted through their experiments [40] that silent failures are very common. They assessed the impact of silent failures and reported that careful considerations are needed to prevent them from undermining the quality of fault injection results. Moreover, they noted that silent failures were scarcely researched.

Empirical studies on bugs in DL. Zhang et al. [11] published the first empirical study on real-world reproducible bugs occurring in TensorFlow-based software systems including their high-level root causes and symptoms. Then, Islam et al. [12] extended the investigated cases to include DL software systems written using other competitive DL libraries such as Pytorch and Caffe, and studied the relationship and the evolution of different types of DL bugs. Last, Humbatova et al. [13] proposed a taxonomy of real faults that occur in DL software systems. They have not studied root causes, symptoms and reproducibility of bugs while they proposed a comprehensive taxonomy of faults in DL programs. However, the focus of all these empirical studies are on bugs in DL programs developed by DL libraries not the bugs inside DL libraries. Recently, Jia et al. [7], [14] investigated symptoms, causes, and repair patterns of bugs inside TensorFlow as a typical DL library. While their results are interesting, they have not explored the impact of bugs on the DL programs and experience of DL users as we do in this paper. Moreover, non-silent bugs have been considered with obvious symptoms like crash or build failure but we study *silent bugs* inside TensorFlow in this paper which are more difficult to investigate. Moreover, faults triggers in TensorFlow have been investigated recently [15]. Faults triggers are defined as the set of conditions that activated a fault leading to a failure. Authors aimed to answer research questions about bug type distribution, fixing time, root causes, and regression bugs, by examining bug reports.

7 CONCLUSION

In this paper, we conducted the first empirical study to understand characteristics of such silent bugs inside DL libraries that may result in the design of effective debugging techniques for detecting them. We have showcased 77 reproducible silent bugs in TensorFlow and Keras by inspecting 1,168 issues from their GitHub repository. The studied bugs were classified into 7 scenarios and 4 impact levels according to the way they can impact DL experiments (designing DL models, training, or inference). We have also identified the framework components that are responsible for the bugs. We have then conducted an online survey with 103 TensorFlow/Keras developers to validate our results. The participants generally agreed with the significant impact of silent bugs in DL libraries and acknowledged our findings (i.e., categories of silent bugs and the proposed impact scale). Finally, we suggested a set of guidelines to help design effective detection tools for silent bugs.

Although there exist different DL frameworks, as they tackle the same subject the way of working is not that different. Thus, our results can be used as the basis to study silent bugs in other frameworks. A comparison among the bug types among different frameworks would also be interesting. As another direction for future work, we plan to design detection techniques to help developers identify abnormal behaviors that may be caused by silent bugs and track their root cause in DL libraries. Moreover, dynamic analysis can be employed to study the runtime behaviors of silent bugs.

ACKNOWLEDGMENTS

The authors would like to thank all the participants of the survey which greatly contributed to improving this work with their answers. This work is partly funded by the Natural Sciences and Engineering Research Council of Canada (NSERC) and the Fonds de Recherche du Québec (FRQ).

REFERENCES

- [1] “Tensorflow,” <https://www.tensorflow.org/>, 2021.
- [2] M. Abadi, P. Barham, J. Chen, Z. Chen, A. Davis, J. Dean, M. Devin, S. Ghemawat, G. Irving, M. Isard et al., “Tensorflow: A system for large-scale machine learning,” in *12th {USENIX} symposium on operating systems design and implementation ({OSDI} 16)*, 2016, pp. 265–283.
- [3] “Keras,” <https://keras.io/>, 2021.
- [4] “Pytorch,” <https://pytorch.org/>, 2021.
- [5] “MLlib-Spark,” <https://spark.apache.org/mllib/>, 2021.
- [6] “JAX,” <https://jax.readthedocs.io/en/latest/>, 2021.
- [7] L. Jia, H. Zhong, X. Wang, L. Huang, and X. Lu, “The symptoms, causes, and repairs of bugs inside a deep learning library,” *Journal of Systems and Software*, vol. 177, p. 110935, 2021.
- [8] E. J. Weyuker, “On Testing Non-Testable Programs,” *The Computer Journal*, vol. 25, no. 4, pp. 465–470, 1982.
- [9] W. Wang, G. Poo-Caamaño, E. Wilde, and D. M. German, “What is the gist? understanding the use of public gists on github,” in *2015 IEEE/ACM 12th Working Conference on Mining Software Repositories*. IEEE, 2015, pp. 314–323.
- [10] “TensorFlow/Keras Issue,” <https://github.com/tensorflow/tensorflow/issues/42459>, 2021.
- [11] Y. Zhang, Y. Chen, S.-C. Cheung, Y. Xiong, and L. Zhang, “An empirical study on tensorflow program bugs,” in *Proceedings of the 27th ACM SIGSOFT International Symposium on Software Testing and Analysis*, 2018, pp. 129–140.

- [12] M. J. Islam, G. Nguyen, R. Pan, and H. Rajan, "A comprehensive study on deep learning bug characteristics," in *Proceedings of the 2019 27th ACM Joint Meeting on European Software Engineering Conference and Symposium on the Foundations of Software Engineering*, 2019, pp. 510–520.
- [13] N. Humbatova, G. Jahangirova, G. Bavota, V. Riccio, A. Stocco, and P. Tonella, "Taxonomy of real faults in deep learning systems," in *Proceedings of the ACM/IEEE 42nd International Conference on Software Engineering*, 2020, pp. 1110–1121.
- [14] L. Jia, H. Zhong, X. Wang, L. Huang, and X. Lu, "An empirical study on bugs inside tensorflow," in *International Conference on Database Systems for Advanced Applications*. Springer, 2020, pp. 604–620.
- [15] X. Du, G. Xiao, and Y. Sui, "Fault triggers in the tensorflow framework: An experience report," in *2020 IEEE 31st International Symposium on Software Reliability Engineering (ISSRE)*. IEEE, 2020, pp. 1–12.
- [16] "DL Frameworks in 2021," <https://towardsdatascience.com/top-5-deep-learning-frameworks-to-watch-in-2021-and-why-tensorflow-98d8d6667351>, 2021.
- [17] "TensorFlow repository," <https://github.com/tensorflow/tensorflow>, 2021.
- [18] "Replication Package," <https://github.com/amin-nikanjam/SilentBugsInTensorFlowKeras>, 2021.
- [19] "Keras releases," <https://github.com/keras-team/keras/releases/tag/2.4.0>, 2020.
- [20] "Github search api," 2021. [Online]. Available: <https://docs.github.com/en/rest/reference/search>
- [21] J. Cohen, "A coefficient of agreement for nominal scales," *Educational and psychological measurement*, vol. 20, no. 1, pp. 37–46, 1960.
- [22] C. B. Seaman, "Qualitative methods in empirical studies of software engineering," *IEEE Transactions on software engineering*, vol. 25, no. 4, pp. 557–572, 1999.
- [23] "tf.keras API," https://www.tensorflow.org/api_docs/python/tf/keras, 2020.
- [24] "TensorFlow implementation," <https://github.com/tensorflow/tensorflow/tree/master/tensorflow/python/keras>, 2020.
- [25] "TensorFlow/Keras Issue," <https://github.com/tensorflow/tensorflow/issues/32476>, 2021.
- [26] "TensorFlow/Keras Issue," <https://github.com/tensorflow/tensorflow/issues/32286>, 2021.
- [27] "TensorFlow/Keras Issue," <https://github.com/tensorflow/tensorflow/issues/31324>, 2021.
- [28] "TensorFlow/Keras Issue," <https://github.com/tensorflow/tensorflow/issues/32420>, 2021.
- [29] "TensorFlow/Keras Issue," <https://github.com/tensorflow/tensorflow/issues/30486>, 2021.
- [30] "TensorFlow/Keras Issue," <https://github.com/tensorflow/tensorflow/issues/38596>, 2021.
- [31] "Google forms," <https://www.google.ca/forms/about/>, 2021.
- [32] A. Nikanjam, M. M. Morovati, F. Khomh, and H. Ben Braiek, "Faults in deep reinforcement learning programs: a taxonomy and a detection approach," *Automated Software Engineering*, vol. 29, 2021.
- [33] A. N. Oppenheim, *Questionnaire design, interviewing and attitude measurement*. Bloomsbury Publishing, 2000.
- [34] (2021) Github REST API. <https://docs.github.com/en/rest>.
- [35] Reddit.
- [36] M. Patrick, A. P. Craig, N. J. Cuniffe, M. Parry, and C. A. Gilligan, "Testing stochastic software using pseudo-oracles," in *Proceedings of the 25th International Symposium on Software Testing and Analysis*, 2016, pp. 235–246.
- [37] A. Groce, T. Kulesza, C. Zhang, S. Shamasunder, M. Burnett, W.-K. Wong, S. Stumpf, S. Das, A. Shinsel, F. Bice *et al.*, "You are the only possible oracle: Effective test selection for end users of interactive machine learning systems," *IEEE Transactions on Software Engineering*, vol. 40, no. 3, pp. 307–323, 2013.
- [38] A. Biondi, F. Nesti, G. Cicero, D. Casini, and G. Buttazzo, "A safe, secure, and predictable software architecture for deep learning in safety-critical systems," *IEEE Embedded Systems Letters*, vol. 12, no. 3, pp. 78–82, 2019.
- [39] A. Vahabzadeh, A. M. Fard, and A. Mesbah, "An empirical study of bugs in test code," in *2015 IEEE International Conference on Software Maintenance and Evolution (ICSME)*, 2015, pp. 101–110.
- [40] E. V. D. Kouwe, C. Giuffrida, and A. S. Tanenbaum, "On the soundness of silence: Investigating silent failures using fault injection experiments," in *2014 Tenth European Dependable Computing Conference*, 2014, pp. 118–129.

Florian Tambon

Amin Nikanjam

Le An

Foutse Khomh

Giuliano Antoniol