

On Dynamic Pricing with Covariates

Hanzhao Wang

Kalyan Talluri

Xiaocheng Li

Imperial College Business School, Imperial College London
{h.wang19, kalyan.talluri, xiaocheng.li}@imperial.ac.uk

Abstract

We consider dynamic pricing with covariates under a generalized linear demand model: a seller can dynamically adjust the price of a product over a horizon of T time periods, and at each time period t , the demand of the product is jointly determined by the price and an observable covariate vector $x_t \in \mathbb{R}^d$ through a generalized linear model with unknown co-efficients. Most of the existing literature assumes the covariate vectors x_t 's are independently and identically distributed (i.i.d.); the few papers that relax this assumption either sacrifice model generality or yield sub-optimal regret bounds. In this paper, we show that UCB and Thompson sampling-based pricing algorithms can achieve an $O(d\sqrt{T} \log T)$ regret upper bound without assuming any statistical structure on the covariates x_t . Our upper bound on the regret matches the lower bound up to logarithmic factors. We thus show that (i) the i.i.d. assumption is not necessary for obtaining low regret, and (ii) the regret bound can be independent of the (inverse) minimum eigenvalue of the covariance matrix of the x_t 's, a quantity present in previous bounds. Moreover, we consider a constrained setting of the dynamic pricing problem where there is a limited and unreplenishable inventory and we develop theoretical results that relate the best achievable algorithm performance to a variation measure with respect to the temporal distribution shift of the covariates. We also discuss conditions under which a better regret is achievable and demonstrate the proposed algorithms' performance with numerical experiments.

1 Introduction

In this paper we consider the problem of dynamically pricing a product over time when additional covariate information is available. In the literature this is also referred to as “feature-based dynamic pricing”, “personalized dynamic pricing”, or “dynamic pricing with side information”. Over time periods $t = 1, \dots, T$ the seller observes covariates $x_t \in \mathbb{R}^d$ in each period, sets a price, and then observes the realized demand. The covariates generally are a set of features that characterize the pricing environment at both a macro level (market or environment) and a micro level (customer-specific). The seller's objective is to maximize revenue, and the demand depends on the price and the covariates through a parametric function. The seller needs to balance the learning of the demand function with the earning of the revenue, the classic exploration-exploitation tradeoff. The performance of a pricing policy or algorithm is measured by the gap between the expected cumulative revenue obtained by the policy and that of an optimal policy which knows the demand function a priori.

At a high level, the existing literature on dynamic pricing with covariates can be grouped into three categories:

1. Allow arbitrary covariates but assume both the knowledge of the price-sensitivity coefficient and the parameters of the distribution of the demand shock. In Appendix B we discuss modeling issues associated with this assumption.

2. Assume i.i.d. covariates and allow an unknown price coefficient and an unknown parameter of the distribution of the demand shock.
3. Allow arbitrary covariates with an unknown price coefficient and parameters of the error distribution, but able to derive only a sub-optimal regret bound.

The i.i.d. assumption in the second stream above can be restrictive in many situations in practice, say when there is serial correlation or peer effects in the data (we elaborate further in Appendix B).

In this paper, we study a setting where the covariates x_t can be arbitrary, i.e., no i.i.d. assumption and the demand depends on the covariates and the price through a generalized linear model. The main contributions of this paper are as follows:

- We give a simple UCB-based pricing algorithm, which makes no assumptions on how the covariates are generated and yet achieves an optimal order of regret. This algorithm is inspired by the GLM-UCB algorithm for generalized linear reward bandits (Filippi et al., 2010), where however the reward is assumed to be generalized linear also in action also. Our reward function (revenue) does not have a generalized linear form over the action (price), and hence the analysis of the pricing algorithm has to take into account this misalignment between the reward and observation (demand).
- We next propose a Thompson sampling-based pricing algorithm, which is more computationally efficient than the UCB-based one while still enjoying an optimal order of regret. By leveraging the special structure of the pricing problem we improve on two known limitations to Thompson sampling for generalized linear bandits (Abeille and Lazaric, 2017; Agrawal and Devanur, 2016), namely: (1) a sub-optimal order of regret with respect to the dimension of the covariates; (2) a requirement of convexity of the reward function with respect to the unknown parameters.
- We extend the previous Thompson sampling dynamic pricing algorithm to a setting with an inventory constraint, where the seller has a limited and unreplenishable inventory at the beginning of the horizon. We show the distributional shift of the covariates adds an unavoidable term on the regret. Therefore, we modify the Thompson sampling algorithm into a dual-based algorithm to balance the inventory consumption by adaptively maintaining a dual variable.

The remainder of the paper is organized as follows. §1.1 presents a brief review of the literature; §2 gives the formal definition of the problem with assumptions and the performance measure; §3 designs a UCB-based pricing algorithm with a discussion on its computation efficiency; §4 proposes a Thompson sampling pricing algorithm to alleviate the potential computation issue in the UCB pricing algorithm. We further extend the Thompson sampling pricing algorithm to a setting with an inventory constraint in §5. Finally, §6 provides empirical simulations, and §7 concludes the paper.

1.1 Literature Review

Ban and Keskin (2021) consider the generalized linear demand model which includes both the binary and linear demand models as special cases, extending the covariate-free case in Broder and Rusmevichientong (2012). We work with this generalized linear demand model, but our algorithm and analysis differ from that of Ban and Keskin (2021). Qiang and Bayati (2016) impose a martingale-type condition on the covariates which is similar to the i.i.d. assumption because both in essence ensure the minimum eigenvalue of the sample covariance matrix is bounded away from zero. In Appendix B.3, we discuss the technical and practical advantages of removing the i.i.d. assumption.

Ferreira et al. (2018) consider the price-based network revenue management problem where there are finitely many allowable prices and a number of resource constraints. Javanmard and Nazerzadeh

Paper	Regret Bound	Covariates	Demand Model	Key Assumptions
Qiang and Bayati (2016)	$O(d \log T)$	Mart. Diff.	$x^\top \alpha + bp + \epsilon$	With known incumbent price
Cohen et al. (2020)	$O(d^2 \log T)$	Adver.	$\mathbb{1}\{x^\top \alpha \geq p\}$	—
Cohen et al. (2020)	$\tilde{O}(d^{19/6} T^{2/3})$	Adver.	$\mathbb{1}\{x^\top \alpha + \epsilon \geq p\}$	Sub-Gaussian noise
Mao et al. (2018)	$\tilde{O}(T^{\frac{d}{d+1}})$	Adver.	$\mathbb{1}\{f(x) \geq p\}$	$f(\cdot)$ is Lipschitz
Javanmard (2017)	$O(\sqrt{T})$	Adver.	$\mathbb{1}\{x^\top \alpha_t + \epsilon \geq p\}$	Log-concave noise with changing α_t
Javanmard and Nazerzadeh (2019)	$O(d \log T)$	i.i.d.	$\mathbb{1}\{x^\top \alpha + \epsilon \geq p\}$	Log-concave noise and sparsity
Javanmard and Nazerzadeh (2019)	$\tilde{O}(s \log(d) \sqrt{T})$	i.i.d.	$\mathbb{1}\{x^\top \alpha + \epsilon \geq bp\}$	Log-concave noise and sparsity
Luo et al. (2021)	$\tilde{O}(dT^{2/3})$	Adver.	$\mathbb{1}\{x^\top \alpha + \epsilon \geq bp\}$	Log-concave noise with unknown distribution
Xu and Wang (2021)	$O(d \log T)$	Adver.	$\mathbb{1}\{x^\top \alpha + \epsilon \geq p\}$	Strictly log-concave noise
Ban and Keskin (2021)	$\tilde{O}(s \log(d) \sqrt{T})$	i.i.d.	$g(x^\top \alpha + x^\top \beta \cdot p) + \epsilon$	Sub-Gaussian noise and sparsity
Ours	$\tilde{O}(d \sqrt{T})$	Adver.	$g(x^\top \alpha + x^\top \beta \cdot p) + \epsilon$	Sub-Gaussian noise

Table 1: Summary of Existing Results: The notation $\tilde{O}(\cdot)$ omits the logarithmic factors, d is the dimension of the covariates and T is the horizon length. The column “Regret Bound” shows the regret upper bound, where s is the number of non-zero coordinates of unknown parameters when sparsity structure is assumed. The column “Covariates” describes the assumption on the generation of the covariates, where “Mart. Diff.” stands for the the covariates sequence has martingale difference and “Adver.” means adversarial generations. In column “Demand Model”, $\alpha, \beta \in \mathbb{R}^d$ and $b \in \mathbb{R}$, which are defaulted as fixed but unknown parameters without further comment in “Key assumptions”, and ϵ is the unobserved error term. The column “Key assumptions” summarizes key assumptions for the corresponding paper.

(2019) and [Ban and Keskin \(2021\)](#) pose their dynamic pricing problem in a high-dimensional setting, with a sparsity assumption, and perform a variable selection subroutine in their pricing algorithm via ℓ_1 regularization. To this end, we believe the i.i.d. assumption and the dependence of the bounds on the minimum eigenvalue in both papers are necessary to handle the high-dimensional setting, in contrast to our low-dimensional one where we can remove those assumptions. [Keskin et al. \(2023\)](#) formulate a stylized framework for electricity pricing, where the covariates can be classified into three types based on their different forms of heterogeneity, and thus non-i.i.d. They develop a spectral clustering method to tailor the featured-based pricing, which is quite different from our algorithms. We summarize the existing works in Table 1. For more on the history and origin of the dynamic pricing problem, especially the covariate-free case, we refer the readers to the review paper [Den Boer \(2015\)](#).

Our work is also related to generalized linear contextual bandits ([Abeille and Lazaric, 2017](#); [Filippi et al., 2010](#)). We utilize techniques from this literature, while our work is differentiated in the following aspects: (1) there is a slight misalignment between the reward (revenue) and observation (demand) in the pricing setting, while in the bandits setting they are generally same; (2) in addition, the reward functions in these works are assumed to be generalized linear functions of actions; in contrast, our reward function (revenue) is not generalized linear in the action (price), only the observed demand is; (3) we further relax the assumptions and improve the regret bounds of [Abeille and Lazaric \(2017\)](#) by leveraging the special structure of the pricing problem.

2 Problem Setup

Consider the generalized linear demand model

$$D_t = g(x_t^\top \alpha^* + x_t^\top \beta^* \cdot p_t) + \epsilon_t \quad \forall t = 1, 2, \dots, T, \quad (1)$$

where $\alpha^*, \beta^* \in \mathbb{R}^d$ are true unknown parameters, $g(\cdot)$ is a known link function, x_t is an observable covariate vector (i.e., the seller observes x_t before setting the price p_t), and ϵ_t is an unobservable and idiosyncratic demand shock in period t .

The generalized linear model covers the two mainstream demand models, the binary demand model and the linear demand model, as special cases (see Appendix B for more details). Let \mathcal{X} denote the domain of x_t and $\theta^* := (\alpha^*, \beta^*)$ as the concatenated true parameter vector.

We make the following assumptions for the demand model and the pricing rule. The boundedness assumption is standard in the dynamic pricing literature, and it is a rather harmless one for practical applications. We note that the last one of the assumptions can be usually met by suitable normalization of the covariates.

Assumption 1 (Boundedness). (a) *There exists $\bar{\theta} > 0$ such that $\theta^* \in \Theta := \{\theta \in \mathbb{R}^{2d} : \|\theta\|_2 \leq \bar{\theta}\}$.*

(b) *The seller sets prices in a range $[\underline{p}, \bar{p}]$ for all $t = 1, \dots, T$.*

(c) *There exists a known $\bar{D} > 0$ such that $g(x^\top \alpha^* + x^\top \beta^* \cdot p) \leq \bar{D}$ for all $x \in \mathcal{X}$ and $p \in [\underline{p}, \bar{p}]$.*

(d) *For all $x \in \mathcal{X}$ and $p \in [\underline{p}, \bar{p}]$, $\|(x, px)\|_2 \leq 1$.*

Assumption 2 (Properties of $g(\cdot)$). *$g(\cdot)$ is strictly increasing and differentiable with a bounded derivative over its domain. Specifically, there exist constants $\underline{g}, \bar{g} \in \mathbb{R}$ such that $0 < \underline{g} \leq g'(z) \leq \bar{g} < \infty$ for all $z = x^\top \alpha + x^\top \beta \cdot p$ where $x \in \mathcal{X}$, $\theta \in \Theta$, and $p \in [\underline{p}, \bar{p}]$.*

Assumption 2 is a standard assumption for the link function of the generalized linear model (Abeille and Lazarić, 2017; Filippi et al., 2010), and it ensures the learnability of the parameters (α, β) .

Assumption 3 (Demand Shock). *Assume $\{\epsilon_t, t = 1, 2, \dots\}$ forms a $\bar{\sigma}^2$ -sub-Gaussian martingale difference sequence, i.e.,*

$$\mathbb{E}[\epsilon_t | \mathcal{H}_{t-1}] = 0 \quad \text{and} \quad \log(\mathbb{E}[e^{s\epsilon_t} | \mathcal{H}_{t-1}]) \leq \frac{\bar{\sigma}^2 s^2}{2}$$

for all $s \in \mathbb{R}$, where $\mathcal{H}_t := \sigma(p_1, \dots, p_t, \epsilon_1, \dots, \epsilon_t, x_1, \dots, x_t, x_{t+1})$ and $\mathcal{H}_0 := \sigma(\emptyset, \Omega)$. Moreover, we assume $\bar{\sigma}^2$ is known a priori.

Assumption 3 on the error term covers common distributions such as normal distribution and distributions with bounded support. The sub-Gaussian parameter $\bar{\sigma}^2$ works as an upper bound for the true variance of the random variable. We note that the filtration definition includes the covariates at time $t + 1$. This small change allows the demand shock ϵ_t to be dependent on the covariates x_t at that time period and gives more modeling flexibility. We remark that while such a martingale structure is assumed with respect to the demand shock, no assumption is imposed on the covariates x_t other than the boundedness in Assumption 1.

Performance measure.

For simplicity, we denote $a_t^* := x_t^\top \alpha^*$, $b_t^* := x_t^\top \beta^*$. We write the expected revenue function as

$$r(p; a, b) := p \cdot g(a + b \cdot p),$$

and the optimal expected revenue function as

$$r^*(a, b) := \max_{p \in [\underline{p}, \bar{p}]} p \cdot g(a + b \cdot p).$$

Throughout the paper, we assume this optimization problem can be efficiently solved.

Now, we define *regret* as the performance measure for the problem. Specifically,

$$\text{Reg}_T^\pi(x_1, \dots, x_T) := \sum_{t=1}^T r^*(a_t^*, b_t^*) - \mathbb{E} \left[\sum_{t=1}^T r_t^\pi \right]$$

where π denotes the online policy/algorithm in use, and the expectation is taken with respect to the demand shock ϵ_t 's and the potential randomness from π . An admissible policy π maps the covariates x_1, \dots, x_t , the past demand D_1, \dots, D_{t-1} , and the past prices p_1, \dots, p_{t-1} to the price p_t^π offered at t . Accordingly, r_t^π denotes the revenue collected at time t under π . The benchmark oracle (the first summation in above) is defined based on the optimal revenue function $r^*(a_t^*, b_t^*)$. It assumes knowledge of $(a_t^*, b_t^*) = (x_t^\top \alpha^*, x_t^\top \beta^*)$ but does not observe the realization of the demand shock ϵ_t when setting the price. In defining the regret, we allow the covariates x_t 's to be arbitrarily generated subject to Assumption 1. Therefore, no expectation is taken for x_t 's in the regret definition, and we seek a worst-case regret upper bound over all possible x_t 's. For the case when x_t 's are i.i.d., the regret definition involves one more layer of expectation on x_t 's. Thus our regret bound is stronger and can directly translate into a regret bound for the i.i.d. case.

3 Parameter Estimation and UCB-Based Pricing

In this section, we first introduce the maximum likelihood estimation for estimating the parameter θ^* based on the history data, which will be adopted in all pricing algorithms introduced later. The development of the approach is not new and the presentation here aims to generate specific intuitions for dynamic pricing. Based on it, we present the prototypical UCB-based algorithm for the problem.

3.1 Maximum Quasi-likelihood Estimator and its Properties

From the demand model (1), we define the quasi-likelihood function (Wedderburn, 1974) for the t -th observation as follows

$$l_t(\theta) := - \int_{D_t}^{g(z_t^\top \theta)} \frac{1}{h(u)} (u - D_t) du, \quad (2)$$

where $\theta = (\alpha, \beta)$ encapsulates the parameters, $z_t = (x_t, p_t x_t)$ is a column vector by concatenating the covariates, and $h(u) = g'(g^{-1}(u))$ for $u \in \mathbb{R}$. Since the distributions of the error terms (and thus the demands) are unknown, we can not maximize the exact likelihood function and can only use the quasi-likelihood. To gain some intuition for $l_t(\cdot)$, we can treat it as the weighted mean of the gap between the observation D_t and the estimator $g(z_t^\top \theta)$: by noting $1/h(u) = (g^{-1})'(u)$, it can be interpreted as a weight which captures the first-order information (derivative) of θ revealed at point u . Then the function l_t as a first-order Taylor expansion proxy of $g^{-1}(\cdot)$ for the true likelihood function aims to find a θ that minimizes the weighted gap between $g(z_t^\top \theta)$ and D_t . To see this, when one maximizes l_t over θ , it achieves its maximum when $g(z_t^\top \theta) = D_t$ (if possible).

Based on l_t , we define the regularized quasi-likelihood estimator with parameter $\lambda > 0$ as:

$$\hat{\theta}_t := \arg \max_{\theta \in \Theta} - \frac{\lambda g \|\theta\|_2^2}{2} + \sum_{t'=1}^t l_{t'}(\theta), \quad (3)$$

where \underline{g} denotes the lower bound of $g'(\cdot)$ as defined in Assumption 2. The estimator $\hat{\theta}_t$ will be used throughout the paper. The regularization term avoids the singularity caused by the arbitrariness of the covariates x_t 's and also ensures a curvature for the likelihood function.

Estimation error of $\hat{\theta}_t$.

Define the (cumulative) sampled design matrix

$$M_t := \lambda I_{2d} + \sum_{t'=1}^t z_{t'} z_{t'}^\top$$

where I_{2d} is a $2d$ -dimensional identity matrix, and the M -norm of a vector z as $\|z\|_M := \sqrt{z^\top M z}$ for a positive definite matrix M . We use $\det M$ to denote the determinant of the matrix M . Then the lemma below bounds the estimation error of $\hat{\theta}_t$ according to the sampled design matrix M_t :

Proposition 1 (Filippi et al. (2010)). *For any regularization parameter $\lambda > 0$, the following bound*

$$\mathbb{P} \left(\exists t \in \{1, \dots, T\} : \left\| \hat{\theta}_t - \theta^* \right\|_{M_t} \geq 2\sqrt{\lambda \bar{\theta}} + \frac{2\bar{\sigma}}{\underline{g}} \sqrt{2 \log \left(\frac{1}{\delta} \right) + \log \left(\frac{\det M_t}{\lambda^{2d}} \right)} \right) \leq \delta$$

holds for any $\delta \in (0, 1)$.

The proposition is a key ingredient in removing the i.i.d. assumption on the covariates x_t . Specifically, if we impose an i.i.d. assumption on x_t and assume the minimum eigenvalue of its covariance matrix is bounded away from zero, then we can upper bound the estimation error of θ^* in the Euclidean norm. As we do not make such assumptions, the above proposition tells us that we can still obtain an estimation error bound by measuring the distance according to the sampled design matrix M_t . The following corollary makes the point even more precise by making the right-hand-side independent of M_t ; we remark that this type of argument is commonly used in the linear bandits literature (Lattimore and Szepesvári, 2020).

Corollary 1. *For all $\lambda > 0$,*

$$\mathbb{P} \left(\exists t \in \{1, \dots, T\} : \left\| \hat{\theta}_t - \theta^* \right\|_{M_t} \geq 2\sqrt{\lambda \bar{\theta}} + \frac{2\bar{\sigma}}{\underline{g}} \sqrt{2 \log(T) + 2d \log \left(\frac{2d\lambda + T}{2d\lambda} \right)} \right) \leq \frac{1}{T}.$$

3.2 UCB-Based Pricing

Algorithm 1 describes an upper confidence bound (UCB)-based pricing algorithm which naturally arises from the estimator $\hat{\theta}_t$ in (3). At each time t , the algorithm first computes $\hat{\theta}_t$ and then constructs a confidence set based on the error bound in Corollary 1. Following the principle of optimism of UCB, the algorithm finds the most “optimistic” parameter within the confidence bound and sets the price pretending this parameter to be true. The algorithm design mostly mimics the GLM-UCB for generalized linear bandits (Filippi et al., 2010) and here it differs from GLM-UCB in a misalignment of rewards and observations. Specifically, the (realized) reward at period t collected from pulling the selected arm is just the observation at t in generalized linear bandits and thus both the reward and observation are generalized linear functions. Here, the observations in the dynamic pricing setting contain the (realized) revenue and the demand at t , where the reward function is not a generalized linear function in action p_t anymore (although the demand is). Therefore, when estimating the unknown parameter θ^* , Algorithm 1 uses the observed demands by (3) instead of the observed rewards (revenues) as in Filippi et al. (2010).

This small twist is natural but critical in achieving a tighter regret bound (See Appendix D.1 for more discussion).

Algorithm 1 UCB Pricing

Input: Regularization parameter λ .

for $t = 1, \dots, T$ **do**

 Compute the estimators $\hat{\theta}_{t-1}$ by (3) and its confidence set

$$\Theta_t := \left\{ \theta \in \Theta : \left\| \theta - \hat{\theta}_{t-1} \right\|_{M_{t-1}} \leq 2\sqrt{\lambda}\bar{\theta} + \frac{2\bar{\sigma}}{g} \sqrt{2\log(T) + 2d \log\left(\frac{2d\lambda + T}{2d\lambda}\right)} \right\}.$$

 Observe covariates x_t and choose the UCB parameter which maximizes the expected revenue:

$$(\alpha_t, \beta_t) := \arg \max_{(\alpha, \beta) \in \Theta_t} r^*(x_t^\top \alpha, x_t^\top \beta). \quad (4)$$

 Set the price by

$$p_t = \arg \max_{p \in [\underline{p}, \bar{p}]} r(p; x_t^\top \alpha_t, x_t^\top \beta_t).$$

end for

Theorem 1 states the regret bound of Algorithm 1. For dimension d and horizon T , it meets the lower bound of the problem (See Ban and Keskin (2021)) up to logarithmic factors. Compared to the existing bounds (Qiang and Bayati, 2016; Javanmard and Nazerzadeh, 2019; Ban and Keskin, 2021), our bound does not involve the term λ_{\min}^{-1} where λ_{\min} represents the minimum eigenvalue of the covariance matrix of x_t . For other parameters like \bar{p} and $\bar{\theta}$, it is unclear whether their dependencies are optimal; We mention that they also appear in the existing regret bounds under the i.i.d. setting (Javanmard and Nazerzadeh, 2019; Ban and Keskin, 2021).

Theorem 1. *Under Assumptions 1, 2 and 3, with any sequence $\{x_t\}_{t=1, \dots, T}$, if we choose the regularization parameter $\lambda = 1$, the regret of Algorithm 1 is upper bounded by*

$$4\bar{g}\bar{p}\bar{\gamma} \sqrt{Td \log\left(\frac{2d+T}{2d}\right)} + \bar{p}\bar{D} = \tilde{O}(d\sqrt{T})$$

where $\bar{\gamma} = 2\bar{\theta} + \frac{2\bar{\sigma}}{g} \sqrt{2\log T + 2d \log\left(\frac{2d+T}{2d}\right)}$ represents an upper bound for the confidence volume.

The proof largely mimics Filippi et al. (2010) except when leveraging the special structures of the pricing problem to deal with the fact that rewards (revenues) are not generalized linear functions in actions (prices) as discussed above. The analysis draws a connection between the dynamic pricing and the bandits problem, and also provides an alternative route for the existing analyses on the dynamic pricing with covariates problem (See Qiang and Bayati (2016); Ban and Keskin (2021); Zhu and Zheng (2020) among others). As noted earlier, this new analysis relaxes the i.i.d. assumption and removes the dependency on the inverse minimum eigenvalue of the covariance matrix.

Tractability of the UCB optimization problem (4).

We note that in general the optimization subroutine (4) can be non-convex and hard to solve. In fact, computation efficiency is a common issue for UCB algorithms—the action selection step even for linear bandits can be NP-hard (Dani et al., 2008). One solution to compute the UCB optimization problem is through the Monte Carlo method: For each time t , the confidence set is an ellipsoid, so sampling from the confidence set can be done efficiently. Specifically, we randomly generate M samples

from the uniform distribution over the confidence set and denote the samples as (α_m, β_m) 's. Then the optimization subroutine (4) can be approximately solved by

$$(\alpha_t^{\text{MC}}, \beta_t^{\text{MC}}) = \arg \max_{m=1, \dots, M} r^*(x_t^\top \alpha_m, x_t^\top \beta_m). \quad (5)$$

In the numerical experiments, we try out different values of M and examine the effect of sample size on the algorithm performance. With this Monte Carlo approach, the regret bound of Algorithm 1 will be revised by the following.

Theorem 2. *Under Assumptions 1, 2 and 3, with any sequence $\{x_t\}_{t=1, \dots, T}$, if we choose the regularization parameter $\lambda = 1$, the regret of Algorithm 1 with a replacement of (α_t, β_t) by $(\alpha_t^{\text{MC}}, \beta_t^{\text{MC}})$ is upper bounded by*

$$4\bar{g}\bar{p}\bar{\gamma}\sqrt{Td \log\left(\frac{2d+T}{2d}\right)} + \bar{p}\bar{D} + \sum_{t=1}^T \mathbb{E} [r^*(x_t^\top \alpha_t, x_t^\top \beta_t) - r^*(x_t^\top \alpha_t^{\text{MC}}, x_t^\top \beta_t^{\text{MC}})]$$

where $\bar{\gamma} = 2\bar{\theta} + \frac{2\bar{\sigma}}{g}\sqrt{2 \log T + 2d \log\left(\frac{2d+T}{2d}\right)}$.

The additional summation term in the regret bound captures the approximation error brought by the Monte Carlo method. Generally, a finer bound can be obtained for this approximation error with some additional structure of the underlying function r^* such as Lipschitzness. However, such a bound, or the Monte Carlo method itself, suffers from the curse of dimensionality (we defer more discussions to Appendix D.1).

Another source of computational suboptimality comes from solving the quasi-MLE problem (2). One cannot expect to solve the problem exactly in general, and an additional approximation error will also appear in the regret bound. We defer further discussions of this to Appendix D.3. To overcome the computational drawback of the UCB-based algorithm, we present a Thompson sampling-based algorithm in the next section.

4 Thompson Sampling-based Pricing

In this section we devise a Thompson sampling-based method as a more efficient counterpoint to the UCB-based algorithm of the previous section. Ferreira et al. (2016) has discussed the possibility of applying Thompson sampling for revenue management where the authors studied the covariate-free case and analyzed the constrained dynamic pricing/revenue management problem. Our result focuses on the handling of covariates and, more importantly, we analyze the problem under a frequentist rather than a Bayesian setting. A common belief is that such a frequentist regret bound will suffer from suboptimal regret that scales on the order of $d^{3/2}$ (Abeille and Lazaric, 2017) with d being the number of unknown parameters, compared to the $O(d)$ dependency under the UCB-based algorithm. We show that such suboptimality is surprisingly avoidable for this dynamic pricing problem, which renders the Thompson sampling both computationally efficient and regret-optimal. Our finding is similar in spirit to that of Farias et al. (2022) on treatment effect estimation, though the analysis is different; both imply that the special structure such as a one-dimensional decision space, is helpful in reducing the Thompson sampling's regret order under the frequentist regime.

4.1 Algorithm

Algorithm 2 presents the Thompson sampling-based pricing algorithm. The first step is the same as Algorithm 1, which is to solve the optimization problem (3) and obtain the estimator $\hat{\theta}_{t-1} = (\hat{\alpha}_{t-1}, \hat{\beta}_{t-1})$.

The standard Thompson sampling algorithm (Abeille and Lazaric, 2017) applies a randomized perturbation on the parameter $\hat{\theta}_{t-1}$ and obtains a perturbed estimation $\tilde{\theta}_{t-1} = \hat{\theta}_{t-1} + \eta_{t-1}$ with η_{t-1} being some Gaussian noise. Then the Thompson sampling algorithm will pretend the parameter $\tilde{\theta}_{t-1}$ as the true θ^* and set the price accordingly. The key design of our Thompson sampling algorithm is to first project the parameter onto the direction of x_t and obtain $(\hat{a}_t, \hat{b}_t) := (x_t^\top \hat{\alpha}_{t-1}, x_t^\top \hat{\beta}_{t-1})$. Next, instead of perturbing in the original parameter space, we perturb this projected parameter to obtain $(\tilde{a}_t, \tilde{b}_t)$. Recall that the matrix M_{t-1} measures the uncertainty of the current parameter estimation of $\hat{\theta}_{t-1} = (\hat{\alpha}_{t-1}, \hat{\beta}_{t-1})$. To measure the uncertainty of (\hat{a}_t, \hat{b}_t) , we should project the uncertainty matrix as well by

$$\tilde{M}_{t-1} := \left(\begin{pmatrix} x_t & \mathbf{0} \\ \mathbf{0} & x_t \end{pmatrix}^\top M_{t-1}^{-1} \begin{pmatrix} x_t & \mathbf{0} \\ \mathbf{0} & x_t \end{pmatrix} \right)^{-1} \quad (6)$$

where $\mathbf{0}$ is the zero vector with dimension d . It is easy to verify that \tilde{M}_{t-1} is well defined, i.e., the matrix inside the parentheses is invertible. Essentially, \tilde{M}_{t-1} guides the direction that we perform the perturbation in (7), and it shares the same intuition as the confidence set Θ_t in Algorithm 1.

Algorithm 2 Thompson Sampling Pricing

Input: Regularization parameter λ .

for $t = 1, \dots, T$ **do**

 Compute the estimator $\hat{\theta}_{t-1} = (\hat{\alpha}_{t-1}, \hat{\beta}_{t-1})$ by (3) and observe the covariates x_t .

 Compute the estimator $(\hat{a}_t, \hat{b}_t) := (x_t^\top \hat{\alpha}_{t-1}, x_t^\top \hat{\beta}_{t-1})$.

 Sample $\eta_t \sim \mathcal{N}(0, I_2)$ and compute the parameter

$$(\tilde{a}_t, \tilde{b}_t) := (\hat{a}_t, \hat{b}_t) + \left(2\sqrt{\lambda\bar{\theta}} + \frac{2\bar{\sigma}}{\underline{g}} \sqrt{2\log T + 2d \log \left(\frac{2d\lambda + T}{2d\lambda} \right)} \right) \tilde{M}_{t-1}^{-1/2} \eta_t. \quad (7)$$

 Set the price by

$$p_t = \arg \max_{p \in [\underline{p}, \bar{p}]} r(p; \tilde{a}_t, \tilde{b}_t),$$

 and observe the demand D_t .

end for

4.2 Regret Analysis

To analyze the regret of Algorithm 2, we need a minor modification of Assumption 2.

Assumption 4 (Properties of $g(\cdot)$). *Let*

$$\tilde{\Theta} := \left\{ \theta \in \mathbb{R}^{2d} : \|\theta - \tilde{\theta}\|_2 \leq 4\bar{\theta} \sqrt{\log(4T^2)} + \frac{4\bar{\sigma}}{\underline{g}} \sqrt{\left(2\log T + 2d \log \left(\frac{2d + T}{2d} \right) \right) \log(4T^2)} \text{ for some } \tilde{\theta} \in \Theta \right\}$$

where Θ is as defined in Assumption 1. We assume $g(z)$ is strictly increasing, differentiable and there exist constants $\underline{g}, \bar{g} \in \mathbb{R}$ such that $0 < \underline{g} \leq g'(z) \leq \bar{g} < \infty$ for all $z = x^\top \alpha + x^\top \beta \cdot p$ where $x \in \mathcal{X}$, $\theta = (\alpha, \beta) \in \tilde{\Theta}$, and $p \in [\underline{p}, \bar{p}]$.

Assumption 4 is a stronger version of Assumption 2 on the properties of g in that it requires the same property of g to hold across a larger region $\tilde{\Theta}$ than Θ in Assumption 2. Specifically, the enlargement of Θ to $\tilde{\Theta}$ is to ensure the property of g covers the range of randomized sampled parameters in the Thompson sampling step.

The following lemma is adapted from Lemma 3 of [Abeille and Lazaric \(2017\)](#). It implies that the sampled parameters $(\tilde{a}_t, \tilde{b}_t)$ are “optimistic” against the true parameter (a_t^*, b_t^*) with a certain probability for any convex function f . This probabilistic optimism is in parallel to the UCB design. The conditional part holds with high probability as in the previous UCB case.

Lemma 1. *Let $(a_t^*, b_t^*) = (x_t^\top \alpha^*, x_t^\top \beta^*)$. Then for the sampled parameter $(\tilde{a}_t, \tilde{b}_t)$ from (7) in Algorithm 2, the following inequality holds for any $t \geq 1$ and any function $f(a, b)$ that is convex in (a, b) ,*

$$\mathbb{P} \left(f(\tilde{a}_t, \tilde{b}_t) \geq f(a_t^*, b_t^*) \middle| \mathcal{H}_{t-1}, (\alpha^*, \beta^*) \in \Theta_t \right) \geq \frac{1}{4\sqrt{e\pi}},$$

where

$$\Theta_t = \left\{ \theta \in \Theta : \left\| \theta - \hat{\theta}_{t-1} \right\|_{M_{t-1}} \leq 2\sqrt{\lambda}\bar{\theta} + \frac{2\bar{\sigma}}{g} \sqrt{2\log(T) + 2d \log \left(\frac{2d\lambda + T}{2d\lambda} \right)} \right\},$$

is the confidence set defined in the UCB algorithm (Algorithm 1).

The above lemma is critical in our regret analysis and that of [Abeille and Lazaric \(2017\)](#). Yet there is a gap, as the revenue function is not convex in terms of the parameters (a, b) . The following lemma bridges this gap. It basically says that the optimal revenue of the sampled parameters will be optimistic as long as the sampled parameters are optimistic for a linear function.

Lemma 2. *If $\tilde{a}_t + \tilde{b}_t \cdot p_t^* \geq a_t^* + b_t^* \cdot p_t^*$ where $p_t^* := \arg \max_{p \in [\underline{p}, \bar{p}]} r(p; a_t^*, b_t^*)$ is the optimal pricing at t , then $r^*(\tilde{a}_t, \tilde{b}_t) \geq r^*(a_t^*, b_t^*)$ where recall $r^*(a, b) = \max_{p \in [\underline{p}, \bar{p}]} p \cdot g(a + b \cdot p)$.*

The lemma justifies the algorithm design of perturbing in the projected parameter space (a, b) rather than the original parameter space (α, β) . There are two benefits to doing this: (i) It reduces the dimensionality of the perturbation and the regret bound; though we conduct parameter estimation in the original $2d$ -dimensional space, the key sampling and analysis happen in this 2-dimensional space which is the reason for bound improvement. (ii) It relaxes the original requirement in [Abeille and Lazaric \(2017\)](#) that the reward function must be convex in the parameters, which limits the algorithm’s application in the dynamic pricing context. Both benefits arise from the structure of the pricing and revenue function, and the proof of Lemma 2 is simple algebraic manipulation.

Theorem 3. *Under Assumption 1, 3, 4, with any sequence $\{x_t\}_{t=1, \dots, T}$ and any $T \geq 6$, if we choose the regularization parameter $\lambda = 1$, the regret of Algorithm 2 can be bounded by*

$$36\bar{g}\bar{p}\bar{\gamma} \sqrt{2e\pi dT \log \left(\frac{2d+T}{2d} \right) \log(4T^2) + 2\bar{D}\bar{p}} = \tilde{O} \left(d\sqrt{T} \right),$$

where $\bar{\gamma} = 2\bar{\theta} + \frac{2\bar{\sigma}}{g} \sqrt{2\log T + 2d \log \left(\frac{2d+T}{2d} \right)}$.

Theorem 3 gives the regret bound of Algorithm 2. The proof of the theorem mimics the analysis by [Abeille and Lazaric \(2017\)](#) and the key idea is to construct random parameters $(\tilde{a}'_t, \tilde{b}'_t)$ such that (i) the revenue $r^*(\tilde{a}'_t, \tilde{b}'_t)$ upper bounds $r^*(a_t^*, b_t^*)$ with high probability and (ii) the parameters $(\tilde{a}'_t, \tilde{b}'_t)$ connects to $(\tilde{a}_t, \tilde{b}_t)$ in a way that the single-step regret can be bounded by the volume of the confidence set (as the case of the UCB-based algorithm). Yet, in terms of the regret bound, we provide an analysis of the original Thompson sampling algorithm ([Abeille and Lazaric, 2017](#)) for comparison in Appendix D.2 which results in a regret bound on the order of $d^{\frac{3}{2}}\sqrt{T}$. Furthermore, in comparison with Algorithm 1, Algorithm 2 achieves the same order of regret bound with a much smaller computation cost. In all, these results say that the Thompson sampling algorithm can be a computationally efficient substitute for the UCB-based algorithm without any compromise in the theoretical guarantee.

5 Pricing with Inventory Constraint

In the previous section, we consider the case where there is no inventory constraint. Here we proceed to a constrained setting. Specifically, consider the seller starts with an inventory of C . Let C_t be the remaining inventory at the beginning of time period t and $C_1 = C$. Accordingly, there is a minor twist in demand because of this inventory constraint. We define the realized sale/demand by

$$\tilde{D}_t := \min\{C_t, D_t\}$$

where D_t is the (true) demand in (1) and C_t follows the dynamic

$$C_t := C_1 - \sum_{t'=1}^{t-1} \tilde{D}_{t'}.$$

In other words, for the exact time period that the inventory is exhausted, the realized sale will be the demand D_t truncated by the available inventory.

The seller's objective is to maximize the expected revenue over the horizon

$$\mathbb{E} \left[\sum_{t=1}^T p_t^\pi \tilde{D}_t \right]$$

where the policy π specifies the price p_t^π .

5.1 Model

For the case of unlimited inventory, whether the covariates are i.i.d. or non-i.i.d. do not significantly affect the best achievable regret bound. For the constrained case however, it does make a difference. In this section we consider a setting where the covariates are independent but non-identical random vectors over time.

Assumption 5 (Independent covariates). *The covariates $X_t \sim \mathcal{P}_t$ for $t = 1, \dots, T$ where \mathcal{P}_t 's are unknown distributions. X_t 's are independent of each other and also with the demand shocks ϵ_t 's.*

Here we use the notation X_t to distinguish these random covariates from the deterministic yet arbitrarily chosen x_t in the previous sections. We remark that the assumption does not impose additional restrictions on the covariates than the arbitrarily chosen case. To recover the setting in §3 and §4, we can set \mathcal{P}_t to be point-mass distributions with $\mathbb{P}(X_t = x_t) = 1$. To the other extreme, if we have $\mathcal{P}_t = \mathcal{P}$, it recovers the setting of i.i.d. covariates. In this light, the aim of introducing \mathcal{P}_t 's is to prepare for a finer characterization of the non-i.i.d. covariates but without any compromise on modeling flexibility.

As for the unconstrained case, we define the benchmark revenue as

$$\text{OPT}(x_1, \dots, x_T, C) := \max_{\pi \in \Pi_{\text{hind}}} \mathbb{E} \left[\sum_{t=1}^T p_t^\pi \tilde{D}_t \right] \quad (8)$$

where Π_{hind} includes all pricing policies π which maps

$$\{x_1, \dots, x_T, D_1, \dots, D_{t-1}, p_1, \dots, p_{t-1}, \theta^*, C\}$$

to the price p_t^π offered at time t . Here the expectation is taken only with respect to the $\epsilon_t, t = 1, \dots, T$ and the potential randomness of the pricing policy π . In defining the benchmark, the hindsight pricing policy is allowed to use the future covariates information and also assumes the knowledge of the true

model parameter θ^* . Accordingly, the regret of an online policy is defined by

$$\text{Reg}_T^\pi(\mathcal{P}_1, \dots, \mathcal{P}_T) := \mathbb{E} \left[\text{OPT}(X_1, \dots, X_T, C) - \sum_{t=1}^T p_t^\pi \tilde{D}_t \right]$$

where the expectation is taken with respect to the demand shock ϵ_t 's, covariates X_t , and potential randomness in π . The online policy $\pi \in \Pi_{\text{on}}$ does not observe future covariates information $\{x_{t'}\}_{t'=t+1}^T$ or know the true parameter θ^* .

We introduce the following measure to quantify the variation of the distributions over time:

$$\mathcal{W}_T(\mathcal{P}_1, \dots, \mathcal{P}_T) := \sum_{t=1}^T \mathcal{W}(\mathcal{P}_t, \bar{\mathcal{P}}_T),$$

where $\mathcal{W}(\cdot, \cdot)$ is the Wasserstein distance function to measure the distance between two distributions (Kantorovich, 1960) with the Euclidean distance as the underlying metric and $\bar{\mathcal{P}}_T := \frac{\sum_{t=1}^T \mathcal{P}_t}{T}$, i.e., the uniform mixture of \mathcal{P}_t 's. When \mathcal{P}_t 's are identical for $t = 1, \dots, T$, then $\mathcal{W}_T(\mathcal{P}_1, \dots, \mathcal{P}_T) = 0$. This measure has been used to quantify the intensity of non-i.i.d.-ness or non-stationarity of online optimization algorithms under a full information environment (Jiang et al., 2020) and under a partial information environment (Liu et al., 2022).

Theorem 4 (Regret Lower Bound). *The following lower bound holds for any policy $\pi \in \Pi_{\text{on}}$:*

$$\text{Reg}_T^\pi(\mathcal{P}_1, \dots, \mathcal{P}_T) = \Omega(\mathcal{W}_T(\mathcal{P}_1, \dots, \mathcal{P}_T)).$$

Theorem 4 gives a lower bound of the regret which is exactly the variation measure above. In the previous unconstrained case, we note that the regret is affected by the covariates x_t 's through the bound on its norm. In contrast, for this constrained case, the variation in the covariates does affect the regret lower bound. The intuition for this contrast is that for the unconstrained setting, the variation in distribution only affects the learning procedure, i.e., the estimation of the true model parameter. For the constrained setting, the variation results in an additional challenge in balancing the resource consumption: the seller does not know whether the future periods will be more profitable or less, and hence whether to reserve more inventory or less for the future periods.

5.2 Algorithm

To generate some intuition for the algorithm, we first write out the deterministic optimization problem for the pricing problem,

$$\begin{aligned} \max_{p_1, \dots, p_T} \quad & \sum_{t=1}^T \mathbb{E}[p_t \cdot g(A_t + B_t \cdot p_t)] \\ \text{s.t.} \quad & \sum_{t=1}^T \mathbb{E}[g(A_t + B_t \cdot p_t)] \leq cT \end{aligned} \tag{9}$$

where $A_t = X_t^\top \alpha^*$ and $B_t = X_t^\top \beta^*$. Here $c = C/T$ denotes the average available inventory per time period. The optimization problem replaces the random demand with the corresponding expectation and only requires the constraint to be satisfied on expectation. It is easy to verify that the optimal value of this deterministic program upper bounds the hindsight benchmark $\mathbb{E}[\text{OPT}(X_1, \dots, X_T, C)]$. This upper bound relationship makes the deterministic program a nice starting point for algorithm development and theoretical analysis in the literature (Gallego and Van Ryzin, 1997; Talluri et al., 2004).

The Lagrangian of (9) is

$$L(\mu, p_{1:T}) := c\mu T + \sum_{t=1}^T \mathbb{E}[(p_t - \mu) \cdot g(A_t + B_t \cdot p_t)]$$

where the primal decision variables are p_1, \dots, p_T and the dual decision variable is μ . Such a formulation inspires the development of dual-based algorithms (Agrawal and Devanur, 2016; Li and Ye, 2022).

First, let μ^* be the optimal dual solution, and then the optimal primal price should accordingly be determined by

$$p_t^* = \arg \max_{p_t \in [\mu^*, \bar{p}]} (p_t - \mu^*) \cdot g(A_t + B_t \cdot p_t). \quad (10)$$

Intuitively, the additional term μ^* reflects the cost arising from the limited inventory and can be interpreted as the shadow price. Also, we remark that the price in (9) should be a function of the covariates X_t ; we omit this dependency in the notation for simplicity without hurting the generality.

Second, if we see the primal price variables as fixed and focus on the dual variable, the Lagrangian becomes

$$L(\mu, p_{1:T}) = \mu \cdot \sum_{t=1}^T \mathbb{E}[c - g(A_t + B_t \cdot p_t)] + \sum_{t=1}^T \mathbb{E}[p_t \cdot g(A_t + B_t \cdot p_t)] \quad (11)$$

where only the first summation involves the dual variable.

Algorithm 3 implements the Thompson sampling algorithm for this constrained setting. The parameter learning part is the same as Algorithm 2. The price optimization step (12) optimizes (10) using μ_t as an estimate of μ^* . The update of the dual price μ_t in (13) essentially performs a projected online gradient descent with respect to (11) and the step size is chosen to be $\frac{\bar{p}}{\sqrt{(D^2 + \bar{\sigma}^2)T}}$.

Algorithm 3 Thompson Sampling with Inventory Constraint

Input: Regularization parameter λ , initial dual variable $\mu_1 = 0$.

for $t = 1, \dots, T$ **do**

 Compute the estimator $\hat{\theta}_{t-1} = (\hat{\alpha}_{t-1}, \hat{\beta}_{t-1})$ by (3) and observe the covariates $X_t = x_t$.

 Compute the estimator $(\hat{a}_t, \hat{b}_t) := (x_t^\top \hat{\alpha}_{t-1}, x_t^\top \hat{\beta}_{t-1})$.

 Sample $\eta_t \sim \mathcal{N}(0, I_2)$ and compute the parameter

$$(\tilde{a}_t, \tilde{b}_t) = (\hat{a}_t, \hat{b}_t) + \left(2\sqrt{\lambda\bar{\theta}} + \frac{2\bar{\sigma}}{\underline{g}} \sqrt{2 \log T + 2d \log \left(\frac{2d\lambda + T}{2d\lambda} \right)} \right) \tilde{M}_{t-1}^{-1/2} \eta_t.$$

 Set the price by

$$p_t = \arg \max_{p \in [\mu_t, \bar{p}]} (p - \mu_t) \cdot g(\tilde{a}_t + \tilde{b}_t \cdot p), \quad (12)$$

 and observe the demand D_t .

 If the remaining inventory can not fulfill the demand, i.e., $D_t \geq C_t$, then the algorithm stops, otherwise update the dual variable:

$$\mu_{t+1} = \text{Proj}_{[0, \bar{p}]} \left(\mu_t + \frac{\bar{p}}{\sqrt{(D^2 + \bar{\sigma}^2)T}} \cdot (D_t - c) \right) \quad (13)$$

 and the remaining inventory

$$C_{t+1} = C_t - D_t.$$

end for

5.3 Regret Analysis

For regret analysis, we introduce a few additional assumptions to ensure feasibility and tractability:

Assumption 6 (Feasibility and Tractability). *We assume*

- (a) *The average inventory per time period $c = C/T \in [0, \bar{D}]$.*
- (b) *For all $x \in \mathcal{X}$, we have $x^\top \beta^* < 0$ and $g(x^\top \alpha^* + x^\top \beta^* \cdot \bar{p}) < c$.*
- (c) *The function $d \cdot g^{-1}(d)$ is a convex function for $d \in [0, \bar{D}]$.*

Part (a) and Part (b) ensure that the constrained problem is well-defined. Part (c) ensures the single-period pricing problem can be efficiently solved and is a standard assumption in the revenue management literature (Gallego and Van Ryzin, 1997; Chen and Gallego, 2022; Chen and Shi, 2022) and holds for many $g(\cdot)$'s, including $g(x) = x$, $g(x) = x^2$ and $g(x) = \exp(x)$.

Theorem 5 (Regret Upper Bound). *Under Assumption 1, 3, 4, 5, 6 with $T \geq 6$, if we choose the regularization parameter $\lambda = 1$, the regret of Algorithm 3 can be bounded by*

$$40\bar{g}\bar{p}\bar{\gamma}\sqrt{2e\pi dT \log\left(\frac{2d+T}{2d}\right) \log(4T^2) + \bar{p}\sqrt{(\bar{D}^2 + \bar{\sigma}^2)T} + 7\bar{D}\bar{p} + \sqrt{2}(\bar{p} + \bar{p}^2)\bar{g}\bar{\theta}\mathcal{W}_T(\mathcal{P}_1, \dots, \mathcal{P}_T)} \\ = \tilde{O}\left(d\sqrt{T} + \mathcal{W}_T(\mathcal{P}_1, \dots, \mathcal{P}_T)\right),$$

where $\bar{\gamma} = 2\bar{\theta} + \frac{2\bar{\sigma}}{g}\sqrt{2\log T + 2d\log\left(\frac{2d+T}{2d}\right)}$

To interpret the regret bound, we first make a comparison against Theorem 4. The variation measure \mathcal{W}_T term appears in both the lower and upper bounds, and thus it provides a tight characterization of how the change of distribution affects the algorithm performance. Next, when the distributions \mathcal{P}_t 's are identical to each other, the \mathcal{W}_T term disappears and the result recovers the existing bounds for the i.i.d. setting (Keskin and Zeevi, 2014; Li and Zheng, 2020).

Surprisingly the regret bound under the partial-information setting of the pricing problem, (i) matches the one for full-information online constrained stochastic optimization (Jiang et al., 2020), and (ii) is strictly better than the one for bandits with knapsacks (BwK) (Liu et al., 2022) which is partial-information setting as well. This is because, in our partial-information pricing problem the underlying demand model does not change over time, i.e., (α^*, β^*) remains the same over time; only the covariates distribution \mathcal{P}_t changes over time. If the demand model were to change over time, the regret bound above will become aligned with the BwK regret bound of Liu et al. (2022). Finally, in comparison with the previous unconstrained setting, the results in this section show that the variation in the covariates distribution substantially affects the algorithm performance under the constrained setting.

6 Numerical Experiments

We consider the linear demand model $D_t = x_t^\top \alpha^* + x_t^\top \beta^* \cdot p_t + \epsilon_t$ with two groups of numerical experiments:

- (a) Without inventory constraint: we implement and compare the performance of Algorithm 1 (with different numbers of Monte Carlo samples), Algorithm 2, and benchmark algorithms.
- (b) With inventory constraint: we implement Algorithm 3 and compare its performance against benchmark algorithms. We also examine the effect of different \mathcal{W}_T 's on the regret.

All the numeric results (such as the curves in the plot) are reported based on the average performance over 100 simulation trials. More experiment details are deferred to Appendix E.

Without inventory constraint.

Environment Setup. We set the horizon $T = 1500$. The whole horizon is split into two phases with equal length. In the first phase, the first half of the covariates (dimension 1 to $d/2$) are i.i.d. generated over time, while the second half (dimension $d/2+1$ to d) are all zero; in the second phase, the first half of the covariates (dimension 1 to $d/2$) are all zero, while the second half (dimension $d/2+1$ to d) are i.i.d. generated over time. Moreover, we set the allowable price range as $[0.1, 5]$. For each simulation trial, the true parameter α^* is generated by a uniform distribution over $\frac{1}{\sqrt{d}}[1, 2]^d$ and the true parameter β^* is generated by a uniform distribution over $-\frac{1}{\sqrt{d}}[0, 1]^d$, the covariates (if non-zero) are always generated i.i.d. from a uniform distribution over $\frac{1}{\sqrt{d}}[0, 1]$. The normalizing factor $\frac{1}{\sqrt{d}}$ ensures the demand always stays on the same magnitude for different d .

Results. Figure 1a and 1b compare the cumulative regrets of Algorithm 1 (UCB) with different Monte Carlo samples, and Algorithm 2 (TS), with two benchmarks under $d = 6$ and $d = 12$ respectively. The first benchmark algorithm is Algorithm 5, the original Thompson sampling (TS_Ori) which does the random perturbation in the original parameter space instead of the projected space. For the second benchmark, we adapt the covariate-free constrained iterated least square (CILS) algorithm (Keskin and Zeevi, 2014) designed for the i.i.d. covariates setting. We refer to Appendix E for more details about CILS. We notice that the CILS algorithm performs well for the first phase but fails to learn the parameter during the second phase. UCB performs stably well under different numbers of Monte Carlo samples. At the beginning of the second phase, the curves of UCB and TS grow quickly but then they all flatten. In addition, TS outperforms the original Thompson sampling TS_Ori in both figures, which is consistent with the improved factor of \sqrt{d} in our theoretical regret bound.

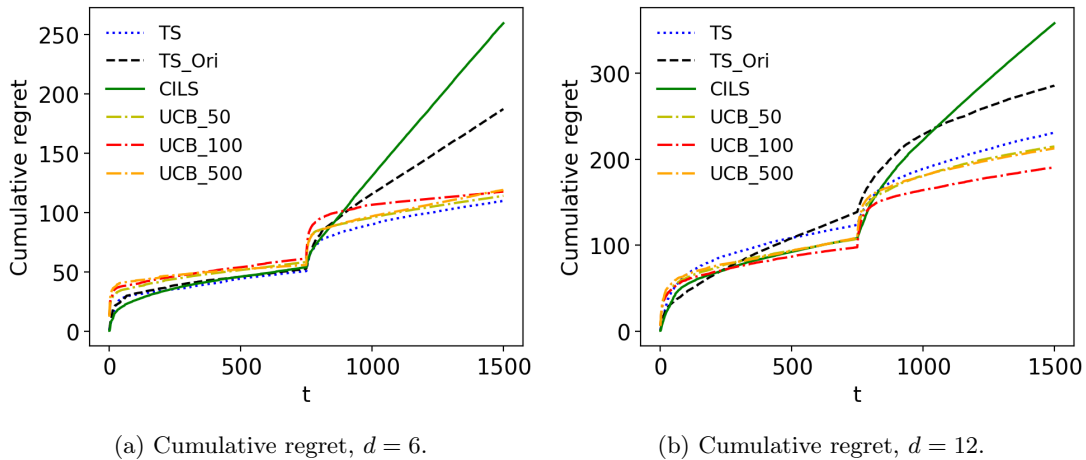


Figure 1: Experiment (a): performances of algorithms without inventory constraint.

With inventory constraint.

Environment Setup. We also consider splitting the horizon T into two phases with equal length. The covariates follow three patterns with different variation measure \mathcal{W}_T 's:

- Large: the covariates are generated i.i.d. from a uniform distribution over $\frac{0.1}{\sqrt{d}}[0, 1]$ in the first phase and $\frac{5}{\sqrt{d}}[0, 1]$ in the second phase, which gives the largest \mathcal{W}_T among the three patterns.
- Small: the covariates are generated i.i.d. from a uniform distribution over $\frac{1}{\sqrt{d}}[0, 1]$ in the first phase and $\frac{5}{\sqrt{d}}[0, 1]$ in the second phase, where \mathcal{W}_T is smaller than the case of Large.
- Zero: the covariates are generated i.i.d. from a uniform distribution over $\frac{5}{\sqrt{d}}[0, 1]$ in both phases, where the variation measure $\mathcal{W}_T = 0$.

We set the averaged inventory over periods as $c = C/T = 0.5$. As a reference point, the averaged optimal demands for the above three patterns when there is no inventory constraint are approximately 1, 1.2, 1.9, respectively. We set the dimension of covariates $d = 6$. The generations of θ^* and the range of pricing remain the same as before.

Results. Figure 2a reports the performance of Algorithm 3 (TS_Dual) over $T = 100, 300, \dots, 1500$ with two other benchmarks under the Large pattern. The benchmark algorithm Greedy_Single solves the deterministic single-period pricing problem under inventory c with using $\hat{\theta}_t$ as θ^* and algorithm Greedy_Dual is same as TS_Dual expect replacing $(\tilde{a}_t, \tilde{b}_t)$ by (\hat{a}_t, \hat{b}_t) , i.e., without the Thompson sampling step. More details of these two algorithms can be found in Appendix E. Figure 2a shows TS_Dual outperforms two benchmark algorithms consistently for different T 's. Furthermore, its regret curve does not scale with $O(\sqrt{T})$. This verifies the results in Theorem 5 where the regret upper bound includes an additional term \mathcal{W}_T which also depends on T . We further examine the influence of \mathcal{W}_T on the regret. We plot the regrets of TS_Dual over $T = 100, 300, \dots, 1500$ under different patterns in Figure 2b. We observe that the regrets are consistently increasing in \mathcal{W}_T for different T 's, which numerically coincides the results in Theorem 5.

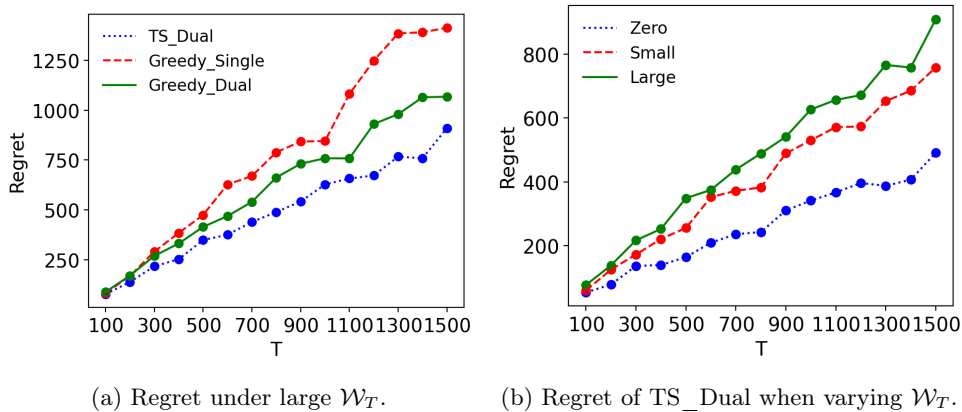


Figure 2: Experiment (b): performances of algorithms with inventory constraint.

7 Conclusion

In this paper, we consider the dynamic pricing problem under a generalized linear demand model where the demand is dependent on the price and arbitrary covariates. We propose UCB-based and Thompson sampling-based pricing algorithms inspired by bandits literature, which can both achieve the optimal order of regret by leveraging the special structure of the pricing problem. We further consider the pricing problem with inventory constraint and show the Thompson sampling algorithm can be extended to this case.

References

- Abbasi-Yadkori, Yasin, Dávid Pál, Csaba Szepesvári. 2011. Improved algorithms for linear stochastic bandits. *Advances in neural information processing systems* **24** 2312–2320.
- Abeille, Marc, Alessandro Lazaric. 2017. Linear thompson sampling revisited. *Artificial Intelligence and Statistics*. PMLR, 176–184.

- Agrawal, Shipra, Nikhil Devanur. 2016. Linear contextual bandits with knapsacks. *Advances in Neural Information Processing Systems* **29**.
- Agrawal, Shipra, Navin Goyal. 2013. Thompson sampling for contextual bandits with linear payoffs. *International Conference on Machine Learning*. PMLR, 127–135.
- Armstrong, Jon Scott, Kesten C Green, et al. 2005. Demand forecasting: evidence-based methods. Tech. rep., Citeseer.
- Baardman, Lennart, Setareh Borjian Boroujeni, Tamar Cohen-Hillel, Kiran Panchamgam, Georgia Perakis. 2020. Detecting customer trends for optimal promotion targeting. *Manufacturing & Service Operations Management* .
- Bailey, Michael, Drew M Johnston, Theresa Kuchler, Johannes Stroebel, Arlene Wong. 2019. Peer effects in product adoption. Tech. rep., National Bureau of Economic Research.
- Ban, Gah-Yi, N Bora Keskin. 2021. Personalized dynamic pricing with machine learning: High-dimensional features and heterogeneous elasticity. *Management Science* **67**(9) 5549–5568.
- Bastani, Hamsa, David Simchi-Levi, Ruihao Zhu. 2021. Meta dynamic pricing: Transfer learning across experiments. *Management Science* .
- Boyd, Stephen, Stephen P Boyd, Lieven Vandenbergh. 2004. *Convex optimization*. Cambridge university press.
- Broder, Josef, Paat Rusmevichientong. 2012. Dynamic pricing under a general parametric choice model. *Operations Research* **60**(4) 965–980.
- Bubeck, Sébastien, et al. 2015. Convex optimization: Algorithms and complexity. *Foundations and Trends® in Machine Learning* **8**(3-4) 231–357.
- Chen, Ningyuan, Guillermo Gallego. 2022. A primal–dual learning algorithm for personalized dynamic pricing with an inventory constraint. *Mathematics of Operations Research* **47**(4) 2585–2613.
- Chen, Yiwei, Cong Shi. 2022. Network revenue management with online inverse batch gradient descent method. *Available at SSRN 3331939* .
- Chu, Wei, Lihong Li, Lev Reyzin, Robert Schapire. 2011. Contextual bandits with linear payoff functions. *Proceedings of the Fourteenth International Conference on Artificial Intelligence and Statistics*. JMLR Workshop and Conference Proceedings, 208–214.
- Cohen, Maxime C, Ilan Lobel, Renato Paes Leme. 2020. Feature-based dynamic pricing. *Management Science* **66**(11) 4921–4943.
- Dani, Varsha, Thomas P Hayes, Sham M Kakade. 2008. Stochastic linear optimization under bandit feedback .
- Den Boer, Arnoud V. 2015. Dynamic pricing and learning: historical origins, current research, and new directions. *Surveys in operations research and management science* **20**(1) 1–18.
- den Boer, Arnoud V, Bert Zwart. 2014. Simultaneously learning and optimizing using controlled variance pricing. *Management science* **60**(3) 770–783.
- Farias, Vivek, Ciamac Moallemi, Tianyi Peng, Andrew Zheng. 2022. Synthetically controlled bandits. *arXiv preprint arXiv:2202.07079* .

- Ferreira, Kris Johnson, Bin Hong Alex Lee, David Simchi-Levi. 2016. Analytics for an online retailer: Demand forecasting and price optimization. *Manufacturing & Service Operations Management* **18**(1) 69–88.
- Ferreira, Kris Johnson, David Simchi-Levi, He Wang. 2018. Online network revenue management using thompson sampling. *Operations research* **66**(6) 1586–1602.
- Filippi, Sarah, Olivier Cappe, Aurélien Garivier, Csaba Szepesvári. 2010. Parametric bandits: The generalized linear case. *NIPS*, vol. 23. 586–594.
- Gallego, Guillermo, Garrett Van Ryzin. 1997. A multiproduct dynamic pricing problem and its applications to network yield management. *Operations research* **45**(1) 24–41.
- Goolsbee, Austan, Peter J Klenow. 2002. Evidence on learning and network externalities in the diffusion of home computers. *The Journal of Law and Economics* **45**(2) 317–343.
- Hazan, Elad, et al. 2016. Introduction to online convex optimization. *Foundations and Trends® in Optimization* **2**(3-4) 157–325.
- Javanmard, Adel. 2017. Perishability of data: dynamic pricing under varying-coefficient models. *The Journal of Machine Learning Research* **18**(1) 1714–1744.
- Javanmard, Adel, Hamid Nazerzadeh. 2019. Dynamic pricing in high-dimensions. *The Journal of Machine Learning Research* **20**(1) 315–363.
- Jiang, Jiashuo, Xiaocheng Li, Jiawei Zhang. 2020. Online stochastic optimization with wasserstein based non-stationarity. *arXiv preprint arXiv:2012.06961* .
- Kantorovich, Leonid V. 1960. Mathematical methods of organizing and planning production. *Management science* **6**(4) 366–422.
- Kantorovich, Leonid Vasilevich, SG Rubinshtein. 1958. On a space of totally additive functions. *Vestnik of the St. Petersburg University: Mathematics* **13**(7) 52–59.
- Keskin, N Bora, Yuexing Li, Nur Sunar. 2023. Data-driven clustering and feature-based retail electricity pricing with smart meters. *Available at SSRN 3686518* .
- Keskin, N Bora, Assaf Zeevi. 2014. Dynamic pricing with an unknown demand model: Asymptotically optimal semi-myopic policies. *Operations research* **62**(5) 1142–1167.
- Keskin, N Bora, Assaf Zeevi. 2018. On incomplete learning and certainty-equivalence control. *Operations Research* **66**(4) 1136–1167.
- Lai, Tze Leung, Ching Zong Wei. 1982. Least squares estimates in stochastic regression models with applications to identification and control of dynamic systems. *The Annals of Statistics* **10**(1) 154–166.
- Lattimore, Tor, Csaba Szepesvári. 2020. *Bandit algorithms*. Cambridge University Press.
- Li, Xiaocheng, Yinyu Ye. 2022. Online linear programming: Dual convergence, new algorithms, and regret bounds. *Operations Research* **70**(5) 2948–2966.
- Li, Xiaocheng, Zeyu Zheng. 2020. Dynamic pricing with external information and inventory constraint. *Available at SSRN 3458662* .
- Liu, Shang, Jiashuo Jiang, Xiaocheng Li. 2022. Non-stationary bandits with knapsacks. *Advances in Neural Information Processing Systems* **35** 16522–16532.

- Luo, Yiyun, Will Wei Sun, Yufeng Liu. 2021. Distribution-free contextual dynamic pricing. *arXiv preprint arXiv:2109.07340* .
- Mao, Jieming, Renato Paes Leme, Jon Schneider. 2018. Contextual pricing for lipschitz buyers. *NeurIPS*. 5648–5656.
- Motwani, Rajeev, Prabhakar Raghavan. 1995. *Randomized algorithms*. Cambridge university press.
- Nasr, Walid W, Ibrahim J Elshar. 2018. Continuous inventory control with stochastic and non-stationary markovian demand. *European Journal of Operational Research* **270**(1) 198–217.
- Neale, John J, Sean P Willems. 2009. Managing inventory in supply chains with nonstationary demand. *Interfaces* **39**(5) 388–399.
- Qiang, Sheng, Mohsen Bayati. 2016. Dynamic pricing with demand covariates. *Available at SSRN 2765257* .
- Russo, Daniel, Benjamin Van Roy. 2014. Learning to optimize via posterior sampling. *Mathematics of Operations Research* **39**(4) 1221–1243.
- Seiler, Stephan, Song Yao, Wenbo Wang. 2017. Does online word of mouth increase demand?(and how?) evidence from a natural experiment. *Marketing Science* **36**(6) 838–861.
- Talluri, Kalyan T, Garrett Van Ryzin, Garrett Van Ryzin. 2004. *The theory and practice of revenue management*, vol. 1. Springer.
- Vershynin, Roman. 2018. *High-dimensional probability: An introduction with applications in data science*, vol. 47. Cambridge university press.
- Wedderburn, Robert WM. 1974. Quasi-likelihood functions, generalized linear models, and the gauss—newton method. *Biometrika* **61**(3) 439–447.
- Xu, Jianyu, Yu-xiang Wang. 2021. Logarithmic regret in feature-based dynamic pricing. *NeurIPS* .
- Zhu, Feng, Zeyu Zheng. 2020. When demands evolve larger and noisier: Learning and earning in a growing environment. *International Conference on Machine Learning*. PMLR, 11629–11638.

A Better Regret with Known Price Coefficient

In the main paper, all the regret bounds are on the order of $O(\sqrt{T})$. Here we consider a setting of known price coefficient, i.e., β^* in (1) is known and show that a $O(\log T)$ regret is achievable under such a setting. This means that the knowledge of the price coefficient is critical in determining the regret order. The algorithm and analysis presented in the following are mainly for two purposes: (i) to identify a difference between the dynamic pricing problem and the bandits problem; (ii) to explain the achievability of $O(\log T)$ regret dependency in the literature. In the rest of this subsection, we denote $p^*((\alpha, \beta), x) = \arg \max_{p \in [p, \bar{p}]} r(p; x^\top \alpha, x^\top \beta)$ as the optimal price under the covariates $x \in \mathcal{X}$ and the parameter (α, β) .

Assumption 7 (Known β^* and smoothness). *Assume β^* in (1) is known. In addition, assume there exists a constant C such that the optimal expected revenue function satisfies*

$$|r^*(x^\top \alpha^*, x^\top \beta^*) - r(p^*(\theta, x); x^\top \alpha^*, x^\top \beta^*)| \leq C(x^\top \alpha^* - x^\top \alpha)^2,$$

for all $x \in \mathcal{X}$, $\theta, \theta^* \in \Theta$ with $\theta = (\alpha, \beta^*)$ and $\theta^* = (\alpha^*, \beta^*)$.

To interpret the condition in the assumption, the left-hand-side represents the revenue loss caused by using a wrong parameter θ for pricing, while the right-hand-side is quadratic in terms of the linear estimation error. One sufficient condition for the assumption is that $r(p; x^\top \alpha^*, x^\top \beta^*)$ is continuously twice differentiable with respect to p for all possible θ^* and x , and $p^*(\theta, x)$ is Lipschitz in $x^\top \alpha$. Essentially, this condition does not impose extra restriction upon Assumptions 1, 2, and 3; in other words, almost all the demand models that satisfy the previous assumptions also meet this condition under the knowledge of β^* . For example, this condition can be met by the binary demand model (18) with a log-concave unknown noise (Javanmard and Nazerzadeh, 2019) and by the linear demand model (19). It is also analogous to the “well separation” condition in the covariate-free case (Broder and Rusmevichientong, 2012).

To proceed with the algorithm description, we first slightly revise the MLE estimator in Section 3.1 for known β^* . Specifically, we redefine the misspecified likelihood function for the case of known β^* as

$$\tilde{l}_t(\alpha) := - \int_{D_t} g(x_t^\top \alpha + x_t^\top \beta^* \cdot p_t) \frac{1}{h(u)} (u - D_t) du,$$

where the function $h(u)$ is the same as in Section 3.1. Then the estimator becomes

$$\hat{\alpha}_t := \arg \max_{\alpha \in \Theta_\alpha} - \frac{\lambda g \|\alpha\|_2^2}{2} + \sum_{\tau=1}^t \tilde{l}_\tau(\alpha), \quad (14)$$

where Θ_α denotes the subspace $\{\alpha : (\alpha, \beta^*) \in \Theta\}$. Compared to the previous case of unknown β^* , the only change made here is to plug in the known value of β^* and to restrict the attention to estimating the unknown α^* . Accordingly, we revise the definition of the (cumulative) design matrix as

$$\tilde{M}_t := \lambda I_d + \sum_{\tau=1}^t x_\tau x_\tau^\top$$

with I_d as an identity matrix of dimension d .

The following result is parallel to Corollary 1. We omit the proof as it is the same as the previous case of unknown γ^* except for some minor notation changes.

Corollary 2. For all $\lambda > 0$,

$$\mathbb{P} \left(\exists t \in \{1, \dots, T\} : \|\hat{\alpha}_t - \alpha^*\|_{\tilde{M}_t} \geq 2\sqrt{\lambda} \bar{\theta} + \frac{2\bar{\sigma}}{g} \sqrt{2 \log(T) + d \log \left(\frac{d\lambda + T}{d\lambda} \right)} \right) \leq \frac{1}{T}.$$

Algorithm 4 describes a certainty-equivalent pricing policy. At each time step, the algorithm performs a regularized quasi-MLE to obtain the estimator $\hat{\alpha}_{t-1}$. Then it assumes $\hat{\alpha}_{t-1}$ to be the true parameter and finds the corresponding optimal price.

Algorithm 4 Certainty-Equivalent Pricing

Input: Regularization parameter λ .

for $t = 1, \dots, T$ **do**

 Compute the estimator $\hat{\alpha}_{t-1}$ by (14), observe feature x_t and set the price by

$$p_t = p^* \left(\hat{\theta}_{t-1}, x_t \right)$$

 where $\hat{\theta}_{t-1} = (\hat{\alpha}_{t-1}, \beta^*)$.

end for

Theorem 6. Under Assumptions 1, 2, 3, 7 and with any sequence $\{x_t\}_{t=1,\dots,T}$, if we choose the regularization parameter $\lambda = 1$, the regret of Algorithm 4 is upper bounded by

$$2C\bar{\gamma}'^2 d \log\left(\frac{d+T}{d}\right) + \bar{p}\bar{D} = \tilde{O}(d^2 \log^2 T)$$

where $\bar{\gamma}' = 2\bar{\theta} + \frac{2\bar{\sigma}}{g} \sqrt{2 \log T + d \log\left(\frac{d+T}{d}\right)}$ and C is defined in Assumption 7.

Theorem 6 provides a regret upper bound for Algorithm 4. We remark that it is unnecessary for Algorithm 4 to compute the estimator at every time step. Javanmard and Nazerzadeh (2019) solve an L_1 regularized linear regression on geometric time intervals, and the scheme can also be applied to Algorithm 4 with the same order of regret bound. The frequent or infrequent estimation scheme makes no analytical difference and the choice mainly accounts for computation consideration. Xu and Wang (2021) study the special case of the binary demand model with unit price coefficient (i.e., known β^*), and they derive the same order of regret bound as Theorem 6 under arbitrary covariates using online Newton’s method. The intuition is that the convergence rate of Newton’s method is on the same order with the MLE estimator, so the corresponding output can be viewed as an approximate MLE estimator at each time step, and the approximation will not deteriorate the regret performance. This is aligned with Theorem 9 and Theorem 10 where an approximate quasi-MLE estimator is used.

In general, many existing the $o(\sqrt{T})$ regret bounds (Broder and Rusmevichientong, 2012; Javanmard, 2017; Javanmard and Nazerzadeh, 2019; Xu and Wang, 2021) fall into this paradigm of

known price coefficient + certainty-equivalent policy.

Intuitively, when the price coefficient is known, the price p_t will not interfere the learning of α^* . Thus there is no need to do price exploration like UCB or TS, and the regret purely reflects the cumulative learning rate of α^* . This disentanglement of pricing decisions from parameter estimation makes the setting of known β^* analogous to the “full information” setting in online learning literature. In contrast, when the price coefficient is unknown, the pricing decisions will affect the learning rate of β^* , thus the setting of unknown β^* is more aligned with the “partial information” setting such as the bandits problem.

Interpreting the result under a linear demand model.

We use a linear demand model to further illustrate the contrast between $O(\sqrt{T})$ and $O(\log T)$ regret dependency. Consider the demand follows

$$D_t = a^* + b^* p_t + \epsilon_t$$

for some $a^* > 0$ and $b^* < 0$. At time t , the seller sets the price by $p_t = -\frac{\hat{a}_t}{2\hat{b}_t}$ for some estimators \hat{a}_t and \hat{b}_t which could be from either Algorithm 1 (optimistic estimators) or Algorithm 4 (CE estimators). Then the single step regret can be expressed by a function of the true parameters and the estimators,

$$\text{Reg}_t = r^*(a^*, b^*) - r(p_t; a^*, b^*) = -2b^* \left(\frac{\hat{a}_t}{2\hat{b}_t} - \frac{a^*}{2b^*} \right)^2 = -\frac{(a^*\hat{b}_t - \hat{a}_t b^*)^2}{2b^*\hat{b}_t^2} \quad (15)$$

- When the price coefficient is known, $\hat{b}_t = b^*$. The equality becomes

$$\text{Reg}_t = -\frac{1}{2b^*} (\hat{a}_t - a^*)^2.$$

- When the price coefficient is unknown, we cannot do more than a first-order Talyor expansion when

we want to upper bound Reg_t by the estimation error, i.e.,

$$\text{Reg}_t \leq c(|\hat{a}_t - a^*| + |\hat{b}_t - b^*|) \quad (16)$$

for some $c > 0$.

For this example, whether the price coefficient b^* is known determines the space in which we view the right-hand-side of (15) as a function of \hat{a}_t and \hat{b}_t . Intuitively, suppose that the estimation error is on the order of $\sqrt{1/t}$ (the intuition is precise when the covariates are i.i.d.). Then the right-hand-side will recover two different regret bounds under the two settings.

Generally, we remark that the first-order bound like (16) under a proper norm is always the first step for the analysis of UCB and TS algorithms, including our analysis for the dynamic pricing problem. For linear bandits problem, the LinUCB algorithm (Chu et al., 2011; Abbasi-Yadkori et al., 2011) can directly obtain this first-order bound and under TS algorithms, it can be obtained by some Bayesian arguments (Russo and Van Roy, 2014) or by maintaining a constant probability of choosing an optimistic action with anti-concentration sampling (Abeille and Lazaric, 2017).

Proof of Theorem 6.

Proof. Denote $\bar{\gamma}' = 2\bar{\theta} + \frac{2\bar{\sigma}}{g} \sqrt{2 \log T + d \log \left(\frac{d+T}{d}\right)}$. Revise the definition of the “good event” as

$$\tilde{\mathcal{E}} := \left\{ \|\hat{\alpha}_t - \alpha^*\|_{\tilde{M}_t} \leq \bar{\gamma}' \text{ for } t = 0, \dots, T-1 \right\},$$

From Corollary 2, we know

$$\mathbb{P}(\tilde{\mathcal{E}}) \geq 1 - 1/T.$$

Under the event $\tilde{\mathcal{E}}$, the single period regret can be bounded by

$$\begin{aligned} \text{Reg}_t &= r^*(x_t^\top \alpha^*, x_t^\top \beta^*) - r(p_t; x_t^\top \alpha^*, x_t^\top \beta^*) \\ &\leq C |x_t^\top \alpha^* - x_t^\top \hat{\alpha}_{t-1}|^2 \\ &\leq C \|x_t\|_{\tilde{M}_{t-1}}^2 \|\hat{\alpha}_{t-1} - \alpha^*\|_{\tilde{M}_{t-1}}^2 \\ &\leq C \bar{\gamma}'^2 \|x_t\|_{\tilde{M}_{t-1}}^2. \end{aligned}$$

Here the second line is from Assumption 7, the third line is from Holder’s inequality, and the last inequality is by the event $\tilde{\mathcal{E}}$.

Thus, the total expected regret (the expectation is with respect to the randomness of demand shocks) can be bounded by

$$\begin{aligned} \text{Reg}_T^{\pi_{\text{CE}}}(x_1, \dots, x_T) &= \sum_{t=1}^T \mathbb{E}[\text{Reg}_t \cdot \mathbb{1}_{\tilde{\mathcal{E}}}] + \mathbb{E}[\text{Reg}_t \cdot \mathbb{1}_{\tilde{\mathcal{E}}^c}] \\ &\leq \sum_{t=1}^T C \bar{\gamma}'^2 \|x_t\|_{\tilde{M}_{t-1}}^2 + \mathbb{P}(\tilde{\mathcal{E}}^c) \cdot \bar{p}T\bar{D} \\ &\leq 2C \bar{\gamma}'^2 d \log \left(\frac{d+T}{d}\right) + \bar{p}\bar{D} \end{aligned}$$

where π_{CE} denotes Algorithm 4 and $\tilde{\mathcal{E}}^c$ denotes the complement of the event $\tilde{\mathcal{E}}$. The last inequality is because of Lemma 4. \square

B More Discussions on the Existing Literature

Here we discuss some modeling issues and assumptions in the existing dynamic pricing literature and also show how the general demand model (1) captures the binary demand model and the linear demand model.

B.1 Coefficient of Price and the Distribution of the Random Shock

We first point out an issue with the assumptions on the stochastic quasi-linear demand model or the so-called *binary demand* model. The binary demand model is stated as follows. At time t , the demand is

$$D_t = \begin{cases} 1, & \text{if } x_t^\top \alpha^* + \zeta_t \geq p_t \\ 0, & \text{if } x_t^\top \alpha^* + \zeta_t < p_t \end{cases} \quad (17)$$

where $x_t \in \mathbb{R}^d$ denotes the covariate vector, $\alpha^* \in \mathbb{R}^d$ is the linear coefficient vector, p_t is the price, and ζ_t models an unobserved utility shock. Under this model, $x_t^\top \alpha^* + \zeta_t$ represents the customer's utility where the term $x_t^\top \alpha^*$ captures the part of the utility explained by the covariates x_t .

An assumption often made is (i) the coefficient of p_t is fixed at 1 and (ii) ζ_t 's are i.i.d. and follow a distribution with known parameters. The vector α^* then is assumed unknown that we wish to learn from observations over time. This is roughly the setting used in [Javanmard \(2017\)](#); [Cohen et al. \(2020\)](#); [Xu and Wang \(2021\)](#) and part of [Javanmard and Nazerzadeh \(2019\)](#).

There are two issues in general with this setting:

1. Estimation of the parameters of the distribution generating ζ_t cannot be separated from the estimation of the α^* . So it raises the question of how one arrives at this knowledge of the parameters of the distribution of ζ_t 's.
2. Somewhat related to the above point – say the seller starts collecting new data covariates $y_t \in \mathbb{R}^m$ in addition to x_t . The additional covariates y_t can potentially improve the prediction of customer utility and thus reduce the variance of the demand shock ζ_t . Assuming the variance is known will then be problematic.

B.1.1 Parametric Distribution of the Error Term

Assume the distribution of ζ_t belongs to a parametric family of distributions with some unknown parameter(s). Say ζ_t has zero mean and is scale-invariant with variance σ^{-2} for some unknown $\sigma > 0$.

Scaling appropriately, model (17) is then equivalent to the following binary demand model where the distribution of ζ_t is known but the price coefficient σ is unknown,

$$D_t = \begin{cases} 1, & \text{if } x_t^\top \alpha^* + \tilde{\zeta}_t \geq \sigma p_t \\ 0, & \text{if } x_t^\top \alpha^* + \tilde{\zeta}_t < \sigma p_t \end{cases} \quad (18)$$

where $\tilde{\zeta}_t$ follows some known distribution with mean zero and variance one.

So in (18) we can assume either (i) known price coefficient (say fixed to 1) and unknown variance, or (ii) unknown price coefficient and known variance (say 1). We note that it is unnecessary to assume both parts unknown because the thresholding conditions in (17) and (18) are scale-invariant.

Remark 1. *In the literature, [Javanmard and Nazerzadeh \(2019\)](#) and [Luo et al. \(2021\)](#) consider the model (18). Specifically, [Javanmard and Nazerzadeh \(2019\)](#) focus on the high-dimensional setting and impose the i.i.d. assumption on the covariates; [Luo et al. \(2021\)](#) allow a non-parametric structure for the*

shock distribution (more general than (18)) and achieve an $\tilde{O}(dT^{2/3})$ regret. [Xu and Wang \(2021\)](#) also mention the model (18) and leave the achievability of \sqrt{T} regret as an open question. The generalized linear model replaces the price coefficient σ in (18) with a linear function of the covariates x_t . Thus it can be viewed as a further generalization of the model (18). The rationale is that the extent to which the covariates x_t explain the customer utility can be dependent not only on some unknown constant σ but also on x_t , and the dependency is unknown. Our result resolves the open question in [Xu and Wang \(2021\)](#).

Linear demand model. Another prevalent demand model ([den Boer and Zwart \(2014\)](#); [Keskin and Zeevi \(2014, 2018\)](#); [Qiang and Bayati \(2016\)](#); [Javanmard and Nazerzadeh \(2019\)](#); [Ban and Keskin \(2021\)](#); [Bastani et al. \(2021\)](#)) is the *linear demand model*, where the demand is

$$D_t = x_t^\top \alpha^* + x_t^\top \beta^* \cdot p_t + \epsilon_t \quad (19)$$

and α^* and β^* are unknown parameter vectors. The demand shock ϵ_t 's are mean-zero random variables, and it makes no essential difference to adapt the distribution of ϵ_t to the history up to time t .

Under the linear demand model, the distribution of ϵ_t makes no difference to the optimal pricing strategy as long as it is mean-zero and sub-Gaussian. This explains why papers on the linear demand model, unlike the case of the binary demand model's unobserved utility shock ζ , do not assume knowledge of the distribution of ϵ_t .

B.2 Generalized Linear Demand Model Class

Now we show how the general model (1) recovers the binary demand model (18) and the linear demand model (19) as special cases.

Example 1 (Binary Demand Model). *The binary demand model (18) (also (17)) is considered by a number of papers as in Table 1 (denoted by "binary model" in the "Demand Model" column). We first restrict the first dimension of x_t to be always 1. To recover (18), we can then set the function $g(\cdot)$ in (1) to be the cumulative distribution function of $-\tilde{\zeta}_t$, $\beta^* = (-\sigma, 0, \dots, 0)^\top$, and*

$$\epsilon_t = \begin{cases} 1 - g(x_t^\top \alpha^* - \sigma p_t) & \text{w.p. } g(x_t^\top \alpha^* - \sigma p_t), \\ -g(x_t^\top \alpha^* - \sigma p_t) & \text{w.p. } 1 - g(x_t^\top \alpha^* - \sigma p_t). \end{cases}$$

Thus it becomes the binary demand model (18). The parameter σ is an unknown parameter that represents the price coefficient or describes the variance of the utility shock in (18); the sub-Gaussian parameter $\bar{\sigma}^2$ can be easily chosen as $1/4$ from the boundedness of ϵ_t .

Example 2 (Linear Demand Model). *The linear demand model (19) can be easily recovered from (1) by letting the function $g(\cdot)$ be an identity function. As in Example 1, we restrict the first dimension of x_t to be always 1. Then, the model in [Qiang and Bayati \(2016\)](#) can be recovered by setting $\beta^* = (b, 0, \dots, 0)$; the covariate-free linear demand model in [den Boer and Zwart \(2014\)](#); [Keskin and Zeevi \(2014\)](#) can be recovered by setting $\alpha^* = (a, 0, \dots, 0)$ and $\beta^* = (b, 0, \dots, 0)$.*

B.3 Practical Motivation for No Assumptions on the Covariate Distributions

The covariates are typically customer information or features of the environment and are almost always exogenous and not in the control of the firm. Making assumptions on their distribution is restrictive for the following reasons:

- Network/peer effects: A wide range of products are influenced by network or peer effects (Seiler et al., 2017; Goolsbee and Klenow, 2002; Bailey et al., 2019; Nasr and Elshar, 2018). Baardman et al. (2020) show that demand prediction can be improved by incorporating such effects. Thus, the customers' features are more likely to exhibit short-term dependencies.
- Seasonality and life-cycle of product: Seasonality, day-of-week and time-of-day patterns create serial correlation in the covariates (Neale and Willems, 2009). Product life-cycle effects (for tech or fashion items) also come into play, so the distribution of the covariates changes over the life-cycle of the product as the customer segment mix may be different at different stages of the product life-cycle.
- Competitors: Competing products and the action of the competitors influence demand (Armstrong et al., 2005). However, the effect from competitors' actions is complicated and the covariates of the environment cannot be identically distributed.

C Appendix for Proofs

Throughout the following proofs, we denote

$$\bar{\gamma} := 2\bar{\theta} + \frac{2\bar{\sigma}}{g} \sqrt{2 \log T + 2d \log \left(\frac{2d + T}{2d} \right)}.$$

C.1 Proofs for Section 3

C.1.1 Proofs for Subsection 3.1

We first introduce some notations and ancillary lemmas. First, the gradient and Hessian of l_t are

$$\nabla l_t(\theta) = \frac{g'(z_t^\top \theta) \cdot z_t}{h(g(z_t^\top \theta))} (D_t - g(z_t^\top \theta)) = \xi_t(\theta) z_t \quad (20)$$

$$\nabla^2 l_t(\theta) = -\eta_t(\theta) z_t z_t^\top, \quad (21)$$

where $\xi_t(\theta) := D_t - g(z_t^\top \theta)$ and $\eta_t(\theta) := g'(z_t^\top \theta)$. The concise form of the gradient and Hessian justifies the choice of $h(u)$ in (2).

The following lemma states that under a non-anticipatory pricing policy/algorithm, the sequence of $\{\xi_t(\theta^*)\}_{t=1}^T$ is a martingale difference sequence adapted to history observations with zero-mean $\bar{\sigma}^2$ -sub-Gaussian increments.

Lemma 3. For $t = 1, \dots, T$, we have

$$\mathbb{E}[\xi_t(\theta^*) | \mathcal{H}_{t-1}] = 0.$$

In addition, $\xi_t(\theta^*) | \mathcal{H}_{t-1}$ is $\bar{\sigma}^2$ -sub-Gaussian.

Proof. Note that

$$\mathbb{E}[\xi_t(\theta^*) | \mathcal{H}_{t-1}] = \mathbb{E}[\epsilon_t | \mathcal{H}_{t-1}] = 0.$$

Both the last part and the sub-Gaussianity come from Assumption 3. □

Let the (cumulative) score function

$$S_t := \sum_{t'=1}^t \frac{\xi_{t'}(\theta^*)}{\bar{\sigma}} z_{t'}.$$

The following theorem measures S_t 's deviation in terms of the metric induced by M_t . It can be easily proved by an application of the martingale maximal inequality on the sequence of $\xi_t(\theta^*)$.

Theorem 7 (Theorem 20.4, [Lattimore and Szepesvári \(2020\)](#)). *For any regularization parameter $\lambda > 0$ and $\delta \in (0, 1)$,*

$$\mathbb{P} \left(\exists t \in \{1, \dots, T\} : \|S_t\|_{M_t^{-1}}^2 \geq 2 \log \left(\frac{1}{\delta} \right) + \log \left(\frac{\det M_t}{\lambda^{2d}} \right) \right) \leq \delta.$$

Now we are ready to prove Proposition 1:

Proof of Proposition 1.

Proof. We perform a second-order Taylor's expansion for the objective function of regularized quasi-MLE (3) around the true parameter θ^* . Let

$$Q_t(\theta) := \sum_{t'=1}^t l_{t'}(\theta).$$

We have

$$\begin{aligned} & Q_t(\theta^*) - \frac{\lambda \underline{g} \|\theta^*\|_2^2}{2} - Q_t(\theta) + \frac{\lambda \underline{g} \|\theta\|_2^2}{2} \\ &= - \langle \nabla Q_t(\theta^*) - \lambda \underline{g} \theta^*, \theta - \theta^* \rangle - \frac{1}{2} \langle \theta - \theta^*, (\nabla^2 Q_t(\theta') - \lambda \underline{g} I_{2d}) (\theta - \theta^*) \rangle \end{aligned} \quad (22)$$

for some θ' on the line segment between θ and θ^* .

By the optimality of $\hat{\theta}_t$,

$$Q_t(\theta^*) - \frac{\lambda \underline{g} \|\theta^*\|_2^2}{2} \leq Q_t(\hat{\theta}_t) - \frac{\lambda \underline{g} \|\hat{\theta}_t\|_2^2}{2}.$$

Then from (22), we have

$$\langle \nabla Q_t(\theta^*) - \lambda \underline{g} \theta^*, \hat{\theta}_t - \theta^* \rangle + \frac{1}{2} \langle \hat{\theta}_t - \theta^*, (\nabla^2 Q_t(\tilde{\theta}') - \lambda \underline{g} I_{2d}) (\hat{\theta}_t - \theta^*) \rangle \geq 0, \quad (23)$$

for some $\tilde{\theta}'$ on the line segment between θ and θ^* .

From Assumption 2,

$$-\nabla^2 Q_t(\tilde{\theta}) = \sum_{t'=1}^t g' \left(z_t^\top \tilde{\theta} \right) z_{t'} z_{t'}^\top \geq \underline{g} \cdot \sum_{t'=1}^t z_{t'} z_{t'}^\top \quad \forall \tilde{\theta} \in \Theta.$$

Further, with Holder's inequality and (23),

$$\begin{aligned} \|\nabla Q_t(\theta^*) - \lambda \underline{g} \theta^*\|_{M_t^{-1}} \|\hat{\theta}_t - \theta^*\|_{M_t} &\geq \langle \nabla Q_t(\theta^*) - \lambda \underline{g} \theta^*, \hat{\theta}_t - \theta^* \rangle \\ &\geq \frac{1}{2} \langle \hat{\theta}_t - \theta^*, (-\nabla^2 Q_t(\tilde{\theta}') + \lambda \underline{g} I_{2d}) (\hat{\theta}_t - \theta^*) \rangle \\ &\geq \frac{1}{2} \underline{g} \langle \hat{\theta}_t - \theta^*, M_t (\hat{\theta}_t - \theta^*) \rangle \\ &= \frac{1}{2} \underline{g} \|\hat{\theta}_t - \theta^*\|_{M_t}^2 \end{aligned}$$

almost surely. Consequently,

$$\|\nabla Q_t(\theta^*) - \lambda \underline{g} \theta^*\|_{M_t^{-1}} \geq \frac{1}{2} \underline{g} \|\hat{\theta}_t - \theta^*\|_{M_t} \quad a.s. \quad (24)$$

Recall that

$$S_t = \sum_{t'=1}^t \frac{\xi_{t'}(\theta^*)}{\bar{\sigma}} z_{t'} = \frac{1}{\bar{\sigma}} \nabla Q_t(\theta^*),$$

which implies

$$\begin{aligned} \frac{1}{2\bar{\sigma}g} \left\| \hat{\theta}_t - \theta^* \right\|_{M_t} &\leq \frac{1}{\bar{\sigma}} \left\| -\nabla Q_t(\theta^*) + \lambda \underline{g} \theta^* \right\|_{M_t^{-1}} \\ &= \frac{1}{\bar{\sigma}} \left\| -\bar{\sigma} S_t + \lambda \underline{g} \theta^* \right\|_{M_t^{-1}} \\ &\leq \|S_t\|_{M_t^{-1}} + \frac{\sqrt{\lambda} \underline{g}}{\bar{\sigma}} \sqrt{(\theta^*)^\top (\lambda M_t^{-1}) \theta^*} \\ &\leq \|S_t\|_{M_t^{-1}} + \frac{\sqrt{\lambda} \underline{g}}{\bar{\sigma}} \|\theta^*\|_2. \end{aligned}$$

Here the first line comes from (24), the second line comes from the definition of S_t , the third lines comes from the norm inequality, and the last line is from the fact that $\lambda M_t^{-1} \leq I_{2d}$. Thus, we complete the proof from combining Theorem 7 with $\|\theta^*\|_2 \leq \bar{\theta}$. \square

Proof of Corollary 1.

Proof. Given that $\|z_t\|_2^2 \leq 1$ by assumption, we can apply Lemma 19.4 of Lattimore and Szepesvári (2020) (purely algebraic analysis with no stochasticity) with $\delta = \frac{1}{T}$ in Proposition 1 to obtain the result. \square

C.1.2 Proofs for Subsection 3.2

For Theorem 1, the proof idea is very intuitive. As the algorithm represents the confidence set based on the matrix M_{t-1} , the current observation x_t will either induce a small single step regret or reduce the confidence set significantly. Then we upper bound the regret of the algorithm to a summation sequence involving the covariates x_t 's and matrices M_t 's and then employ the elliptical potential lemma (as follows) to conclude the proof.

Lemma 4 (Elliptical Potential Lemma, (Lai and Wei, 1982)). *For any constant $\lambda \geq 1$ and sequence of $\{x_t\}_{t \geq 1}$ with $\|x_t\|_2 \leq 1$ for all $t \geq 1$ and $x_t \in \mathbb{R}^d$, define the sequence of covariance matrices:*

$$\Sigma_0 := \lambda I_d, \quad \Sigma_t := \lambda I_d + \sum_{t'=1}^t x_{t'} x_{t'}^\top \quad \forall t \geq 1,$$

where I_d is the identity matrix with dimension d . Then for any $T \geq 1$, the following inequality holds

$$\sum_{t=1}^T \|x_t\|_{\Sigma_{t-1}^{-1}}^2 \leq 2d \log \left(\frac{\lambda d + T}{\lambda d} \right).$$

Proof of Theorem 1.

Proof. We define the “good event” as $\mathcal{E} = \{\theta^* \in \Theta_t \text{ for } t = 1, \dots, T\}$. From Corollary 1, we know

$$\mathbb{P}(\mathcal{E}) \geq 1 - 1/T. \tag{25}$$

At time t , under the event \mathcal{E} , the choice of $\theta_t = (\alpha_t, \beta_t)$ in Algorithm 1 ensures

$$r^*(x_t^\top \alpha_t, x_t^\top \beta_t) \geq r^*(x_t^\top \alpha^*, x_t^\top \beta^*). \quad (26)$$

Thus, under the event \mathcal{E} , the single period regret can be bounded by

$$\begin{aligned} \text{Reg}_t &:= r^*(x_t^\top \alpha^*, x_t^\top \beta^*) - r(p_t; x_t^\top \alpha^*, x_t^\top \beta^*) \leq r^*(x_t^\top \alpha_t, x_t^\top \beta_t) - r(p_t; x_t^\top \alpha^*, x_t^\top \beta^*) \\ &= p_t \cdot (g(x_t^\top \alpha_t + x_t^\top \beta_t \cdot p_t) - g(x_t^\top \alpha^* + x_t^\top \beta^* \cdot p_t)) \\ &\leq \bar{g}\bar{p} |z_t^\top (\theta_t - \theta^*)| \\ &\leq \bar{g}\bar{p} \|z_t\|_{M_{t-1}^{-1}} \|\theta_t - \theta^*\|_{M_{t-1}} \\ &\leq \bar{g}\bar{p} \|z_t\|_{M_{t-1}^{-1}} (\|\theta_t - \hat{\theta}_{t-1}\|_{M_{t-1}} + \|\hat{\theta}_{t-1} - \theta^*\|_{M_{t-1}}) \\ &\leq 2\bar{g}\bar{p}\bar{\gamma} \|z_t\|_{M_{t-1}^{-1}} \end{aligned}$$

where the functions r^* and r are introduced in the Section 2. Here the first line is from (26), the third line is from Assumption 1, the fourth line is from Holder's inequality, and the last inequality is by Corollary 1 under the event \mathcal{E} .

Thus, the total expected regret (the expectation is with respect to the randomness of demand shocks) can be bounded by

$$\begin{aligned} \text{Reg}_T^{\text{UCB}}(x_1, \dots, x_T) &= \sum_{t=1}^T \mathbb{E}[\text{Reg}_t \cdot \mathbb{1}_{\mathcal{E}}] + \mathbb{E}[\text{Reg}_t \cdot \mathbb{1}_{\mathcal{E}^c}] \\ &\leq 2 \sum_{t=1}^T \bar{g}\bar{p}\bar{\gamma} \|z_t\|_{M_{t-1}^{-1}} + \mathbb{P}(\mathcal{E}^c) \cdot \bar{p}\bar{D}T \\ &\leq 2\bar{g}\bar{p}\bar{\gamma} \sqrt{T \sum_{t=1}^T \|z_t\|_{M_{t-1}^{-1}}^2} + \mathbb{P}(\mathcal{E}^c) \cdot \bar{p}\bar{D}T \\ &\leq 4\bar{g}\bar{p}\bar{\gamma} \sqrt{Td \log \left(\frac{2d\lambda + T}{2d\lambda} \right)} + \bar{p}\bar{D} \end{aligned}$$

where UCB denotes the pricing policy specified by Algorithm 1 and \mathcal{E}^c denotes the complement of the event \mathcal{E} . The second inequality is by Holder's inequality and the last inequality is because (25) and Lemma 4. \square

Proof of Theorem 2. Note by definitions, the single period regret at t can be bounded by:

$$\begin{aligned} \text{Reg}_t &:= r^*(x_t^\top \alpha^*, x_t^\top \beta^*) - r(p_t; x_t^\top \alpha^*, x_t^\top \beta^*) \\ &= r^*(x_t^\top \alpha^*, x_t^\top \beta^*) - r^*(x_t^\top \alpha_t, x_t^\top \beta_t) + r^*(x_t^\top \alpha_t, x_t^\top \beta_t) - r(p_t; x_t^\top \alpha^*, x_t^\top \beta^*) \\ &= r^*(x_t^\top \alpha_t^{\text{MC}}, x_t^\top \beta_t^{\text{MC}}) - r(p_t; x_t^\top \alpha^*, x_t^\top \beta^*) + r^*(x_t^\top \alpha^*, x_t^\top \beta^*) - r^*(x_t^\top \alpha_t, x_t^\top \beta_t) \\ &\quad + r^*(x_t^\top \alpha_t, x_t^\top \beta_t) - r^*(x_t^\top \alpha_t^{\text{MC}}, x_t^\top \beta_t^{\text{MC}}). \end{aligned}$$

Then following the identical proof idea of Theorem 1 (noting $r^*(x_t^\top \alpha^*, x_t^\top \beta^*) - r^*(x_t^\top \alpha_t, x_t^\top \beta_t) < 0$ under the good event \mathcal{E}), we can conclude the result.

C.2 Proof for Section 4

For the original Thompson Sampling, its analysis in [Abeille and Lazaric \(2017\)](#) needs its key Lemma 3. However, Algorithm 2 can not directly apply this lemma: (1) the sampling step in (7) is based on (\hat{a}_t, \hat{b}_t) and \tilde{M}_{t-1} but we want it to be still conditional on the event $\theta^* = (a^*, b^*) \in \Theta_t$ due to Corollary 1; (2) the reward function is non-convex, and not Lipschitz in the estimators even in the linear demand model (so our reward function can not satisfy the setting of convex optimization problems with linear observation as discussed in Section 6 or the Assumption 4 in [Abeille and Lazaric \(2017\)](#)). In summary, we want to lower bound the probability

$$\mathbb{P}\left(r^*(\tilde{a}_t, \tilde{b}_t) \geq r^*(a_t^*, b_t^*) \middle| \mathcal{H}_{t-1}, \theta^* \in \Theta_t\right),$$

where $r^*(a, b)$ can be non-convex and non-Lipschitz in (a, b) .

To solve the above challenge, we will first show $(\tilde{a}_t, \tilde{b}_t)$ has a distribution matched with the sample $(x_t^\top \tilde{\alpha}_{t-1}, x_t^\top \tilde{\beta}_{t-1})$ conditional on \mathcal{H}_{t-1} in Lemma 5, where

$$(\tilde{\alpha}_{t-1}, \tilde{\beta}_{t-1}) := \hat{\theta}_{t-1} + \bar{\gamma} M_{t-1}^{-1/2} \eta_t$$

is defined as the original Thompson sampling parameters (see Appendix D.2 for details), to connect with the Lemma 3 in [Abeille and Lazaric \(2017\)](#) and get Lemma 1. Then we utilize the special structure of pricing problem shown in Lemma 2 to finally conclude Lemma 6:

Lemma 5. $(x_t^\top \tilde{\alpha}_{t-1}, x_t^\top \tilde{\beta}_{t-1}) | \mathcal{H}_{t-1} \stackrel{d}{=} (\tilde{a}_t, \tilde{b}_t) | \mathcal{H}_{t-1}$, where $\stackrel{d}{=}$ means equal in distribution.

Proof. Let $\eta' \sim \mathcal{N}(0, I_{2d})$, we have

$$\begin{aligned} (x_t^\top \tilde{\alpha}_{t-1}, x_t^\top \tilde{\beta}_{t-1}) | \mathcal{H}_{t-1} &= \begin{pmatrix} x_t & \mathbf{0} \\ \mathbf{0} & x_t \end{pmatrix}^\top \hat{\theta}_{t-1} + \bar{\gamma} \begin{pmatrix} x_t & \mathbf{0} \\ \mathbf{0} & x_t \end{pmatrix}^\top M_{t-1}^{-1/2} \eta' \\ &\stackrel{d}{=} (\hat{a}_t, \hat{b}_t) + \bar{\gamma} \mathcal{N}\left(0, \tilde{M}_{t-1}^{-1}\right) \\ &\stackrel{d}{=} (\hat{a}_t, \hat{b}_t) + \bar{\gamma} \tilde{M}_{t-1}^{-1/2} \eta \\ &= (\tilde{a}_t, \tilde{b}_t) | \mathcal{H}_{t-1}. \end{aligned}$$

□

Proof for Lemma 1.

Proof. By Lemma 5 and Lemma 3 in [Abeille and Lazaric \(2017\)](#), we can get the result. □

Proof for Lemma 2.

Proof. Assume $\tilde{a}_t + \tilde{b}_t \cdot p_t^* \geq a_t^* + b_t^* \cdot p_t^*$, then

$$\begin{aligned} r^*(\tilde{a}_t, \tilde{b}_t) &\geq p_t^* \cdot g(\tilde{a}_t + \tilde{b}_t \cdot p_t^*) \\ &\geq p_t^* \cdot g(a_t^* + b_t^* \cdot p_t^*) \\ &= r^*(a_t^*, b_t^*), \end{aligned}$$

where the first line is by the definition of r^* , the second line is by g is increasing from Assumption 4 and the last line is again by the definition of r^* . □

Lemma 6.

$$\mathbb{P}\left(r^*(\tilde{a}_t, \tilde{b}_t) \geq r^*(a_t^*, b_t^*) \middle| \mathcal{H}_{t-1}, \theta^* \in \Theta_t\right) \geq \frac{1}{4\sqrt{e\pi}}.$$

Proof. Denote the optimal pricing at t by $p_t^* := \arg \max_{p \in [\underline{p}, \bar{p}]} r(p; a_t^*, b_t^*)$. Then since $p_t^* \in \mathcal{H}_{t-1}$, by Lemma 1 and the fact that linear function is convex,

$$\mathbb{P}\left(\tilde{a}_t + \tilde{b}_t \cdot p_t^* \geq a_t^* + b_t^* \cdot p_t^* \middle| \mathcal{H}_{t-1}, \theta^* \in \Theta_t\right) \geq \frac{1}{4\sqrt{e\pi}}.$$

With Lemma 2 we can conclude the result. \square

Remark. Note the above result can be extended to the reward function with cost $r^*(\mu, a, b) := \max_{p \in [\mu, \bar{p}]} (p - \mu) \cdot g(a + b \cdot p)$ for any cost $\mu \in [\underline{p}, \bar{p}]$, which will be applied in the proof of Theorem 5.

C.2.1 Proof of Theorem 3

Proof. Let $\bar{\kappa} := 2\bar{\gamma}\sqrt{\log(4T^2)}$. Define

$$\tilde{\Theta}_t := \left\{ (a, b) \in \mathbb{R}^2 : \|(a, b) - (\hat{a}_t, \hat{b}_t)\|_{\tilde{M}_{t-1}} \leq \bar{\kappa} \right\}.$$

Now, we define the good event as

$$\mathcal{E} := \{\theta^* \in \Theta_t, (\tilde{a}_t, \tilde{b}_t) \in \tilde{\Theta}_t \text{ for } t = 1, \dots, T\}$$

where recall

$$\Theta_t = \left\{ \theta \in \Theta : \|\theta - \hat{\theta}_{t-1}\|_{M_{t-1}} \leq \bar{\gamma} \right\}.$$

Then by Definition 1 and Corollary 1, we have

$$\mathbb{P}(\mathcal{E}) \geq 1 - \frac{2}{T}. \quad (27)$$

Now under event \mathcal{E} , the regret can be decomposed into

$$\begin{aligned} \text{Reg}_T^{\text{TS}} \cdot \mathbb{1}_{\mathcal{E}} &= \sum_{t=1}^T (r^*(a_t^*, b_t^*) - r(p_t; a_t^*, b_t^*)) \cdot \mathbb{1}_{\mathcal{E}} \\ &= \sum_{t=1}^T \left(r^*(a_t^*, b_t^*) - r^*(\tilde{a}_t, \tilde{b}_t) + r^*(\tilde{a}_t, \tilde{b}_t) - r(p_t; a_t^*, b_t^*) \right) \cdot \mathbb{1}_{\mathcal{E}}, \end{aligned}$$

where TS denotes the pricing policy specified by Algorithm 2.

Let

$$\text{Reg}_t^{(1)} := \left(r^*(a_t^*, b_t^*) - r^*(\tilde{a}_t, \tilde{b}_t) \right) \cdot \mathbb{1}_{\mathcal{E}},$$

$$\text{Reg}_t^{(2)} := \left(r^*(\tilde{a}_t, \tilde{b}_t) - r(p_t; a_t^*, b_t^*) \right) \cdot \mathbb{1}_{\mathcal{E}}.$$

We first focus on analyzing $\text{Reg}_t^{(1)}$. Denote

$$\Theta_t^{\text{OPT}} := \left\{ (a, b) \in \tilde{\Theta}_t : r^*(a, b) \geq r^*(a_t^*, b_t^*) \right\}.$$

Then by Lemma 6,

$$\mathbb{P}\left(r^*(\tilde{a}_t, \tilde{b}_t) \geq r^*(a_t^*, b_t^*) \middle| \mathcal{H}_{t-1}, \theta^* \in \Theta_t\right) \geq \frac{1}{4\sqrt{e\pi}}.$$

Further, by Definition 1, when $T \geq 6$,

$$\mathbb{P}\left((\tilde{a}_t, \tilde{b}_t) \notin \tilde{\Theta}_t \mid \mathcal{H}_{t-1}, \theta^* \in \Theta_t\right) \leq \frac{1}{T^2} \leq \frac{1}{8\sqrt{e\pi}}.$$

Then by applying union bound to the above two events,

$$\mathbb{P}\left((\tilde{a}_t, \tilde{b}_t) \in \Theta_t^{\text{OPT}} \mid \mathcal{H}_{t-1}, \theta^* \in \Theta_t\right) \geq \frac{1}{4\sqrt{e\pi}} - \frac{1}{8\sqrt{e\pi}} = \frac{1}{8\sqrt{e\pi}}. \quad (28)$$

For any $(\tilde{a}, \tilde{b}) \in \Theta_t^{\text{OPT}}$, we have

$$\begin{aligned} \mathbb{E}\left[\text{Reg}_t^{(1)} \mid \mathcal{H}_{t-1}\right] &\leq \mathbb{E}\left[\left(r^*(\tilde{a}, \tilde{b}) - r^*(\tilde{a}_t, \tilde{b}_t)\right) \cdot \mathbb{1}_{\mathcal{E}} \mid \mathcal{H}_{t-1}\right] \\ &= \mathbb{E}\left[\left(r^*(\tilde{a}, \tilde{b}) - p_t \cdot g(\tilde{a}_t + \tilde{b}_t \cdot p_t)\right) \cdot \mathbb{1}_{\mathcal{E}} \mid \mathcal{H}_{t-1}\right] \\ &\leq \mathbb{E}\left[p^*(\tilde{a}, \tilde{b}) \cdot \left(g(\tilde{a} + \tilde{b} \cdot p^*(\tilde{a}, \tilde{b})) - g(\tilde{a}_t + \tilde{b}_t \cdot p^*(\tilde{a}, \tilde{b}))\right) \cdot \mathbb{1}_{\mathcal{E}} \mid \mathcal{H}_{t-1}\right] \\ &\leq \bar{g}\bar{p}\mathbb{E}\left[|\tilde{a} + \tilde{b} \cdot p^*(\tilde{a}, \tilde{b}) - (\tilde{a}_t + \tilde{b}_t \cdot p^*(\tilde{a}, \tilde{b}))| \cdot \mathbb{1}_{\mathcal{E}} \mid \mathcal{H}_{t-1}\right] \\ &= \bar{g}\bar{p}\mathbb{E}\left[|(1, p^*(\tilde{a}, \tilde{b}))^\top (\tilde{a} - \tilde{a}_t, \tilde{b} - \tilde{b}_t)| \cdot \mathbb{1}_{\mathcal{E}} \mid \mathcal{H}_{t-1}\right] \\ &\leq \bar{g}\bar{p}\mathbb{E}\left[\|(1, p^*(\tilde{a}, \tilde{b}))\|_{\tilde{M}_{t-1}^{-1}} \|(\tilde{a} - \tilde{a}_t, \tilde{b} - \tilde{b}_t)\|_{\tilde{M}_{t-1}} \cdot \mathbb{1}_{\mathcal{E}} \mid \mathcal{H}_{t-1}\right] \\ &= \bar{g}\bar{p}\mathbb{E}\left[\|\tilde{z}_t(\tilde{a}, \tilde{b})\|_{M_{t-1}^{-1}} \|(\tilde{a} - \tilde{a}_t, \tilde{b} - \tilde{b}_t)\|_{\tilde{M}_{t-1}} \cdot \mathbb{1}_{\mathcal{E}} \mid \mathcal{H}_{t-1}\right] \\ &\leq 4\bar{g}\bar{p}\bar{\gamma}\sqrt{\log(4T^2)}\mathbb{E}\left[\|\tilde{z}_t(\tilde{a}, \tilde{b})\|_{M_{t-1}^{-1}} \cdot \mathbb{1}_{\mathcal{E}} \mid \mathcal{H}_{t-1}\right], \end{aligned} \quad (29)$$

where $p^*(a, b) = \arg \max_{p \in [\underline{p}, \bar{p}]}$ $r(p; a, b)$ and $\tilde{z}_t(a, b) := (x_t, p^*(a, b)x_t)$. Here the first line is by the definition of Θ_t^{OPT} , the third line is from the optimality of p_t , the fourth line is from Assumptions 1 and 4, the sixth line is by Holder's inequality, the seventh line is by

$$\|(1, p^*(\tilde{a}, \tilde{b}))\|_{\tilde{M}_{t-1}^{-1}} = \sqrt{(1, p^*(\tilde{a}, \tilde{b}))^\top \begin{pmatrix} x_t & \mathbf{0} \\ \mathbf{0} & x_t \end{pmatrix} M_{t-1}^{-1} \begin{pmatrix} x_t & \mathbf{0} \\ \mathbf{0} & x_t \end{pmatrix} (1, p^*(\tilde{a}, \tilde{b}))} = \|\tilde{z}_t(\tilde{a}, \tilde{b})\|_{M_{t-1}^{-1}},$$

and the last line comes from the event \mathcal{E} and $(\tilde{a}, \tilde{b}) \in \Theta_t^{\text{OPT}}$ with triangle inequality.

Let $(\tilde{a}'_t, \tilde{b}'_t)$ be an independent copy of $(\tilde{a}_t, \tilde{b}_t)$ following the same distribution. Then we have

$$\begin{aligned} \mathbb{E}\left[\text{Reg}_t^{(1)} \mid \mathcal{H}_{t-1}\right] &\leq 4\bar{g}\bar{p}\bar{\gamma}\sqrt{\log(4T^2)}\mathbb{E}\left[\|\tilde{z}_t(\tilde{a}'_t, \tilde{b}'_t)\|_{M_{t-1}^{-1}} \cdot \mathbb{1}_{\mathcal{E}} \mid (\tilde{a}'_t, \tilde{b}'_t) \in \Theta_t^{\text{OPT}}, \mathcal{H}_{t-1}\right] \\ &\leq 4\bar{g}\bar{p}\bar{\gamma}\sqrt{\log(4T^2)}\mathbb{E}\left[\|\tilde{z}_t(\tilde{a}'_t, \tilde{b}'_t)\|_{M_{t-1}^{-1}} \cdot \mathbb{1}_{\mathcal{E}} \cdot \mathbb{1}_{(\tilde{a}'_t, \tilde{b}'_t) \in \Theta_t^{\text{OPT}}} \mid \mathcal{H}_{t-1}\right] \mathbb{P}^{-1}\left((\tilde{a}'_t, \tilde{b}'_t) \in \Theta_t^{\text{OPT}} \mid \mathcal{H}_{t-1}, \theta^* \in \Theta_{t-1}\right) \\ &\leq 4\bar{g}\bar{p}\bar{\gamma}\sqrt{\log(4T^2)}\mathbb{E}\left[\|\tilde{z}_t(\tilde{a}'_t, \tilde{b}'_t)\|_{M_{t-1}^{-1}} \mid \mathcal{H}_{t-1}\right] \cdot \mathbb{P}^{-1}\left((\tilde{a}'_t, \tilde{b}'_t) \in \Theta_t^{\text{OPT}} \mid \mathcal{H}_{t-1}, \theta^* \in \Theta_{t-1}\right) \\ &\leq 4\bar{g}\bar{p}\bar{\gamma}\sqrt{\log(4T^2)}\mathbb{E}\left[\|\tilde{z}_t(\tilde{a}'_t, \tilde{b}'_t)\|_{M_{t-1}^{-1}} \mid \mathcal{H}_{t-1}\right] \cdot 8\sqrt{e\pi} \\ &= 32\bar{g}\bar{p}\bar{\gamma}\sqrt{e\pi \log(4T^2)}\mathbb{E}\left[\|z_t\|_{M_{t-1}^{-1}} \mid \mathcal{H}_{t-1}\right]. \end{aligned} \quad (30)$$

where $z_t = (x_t, p_t x_t)$ and p_t is the price used in the algorithm. Here the first line comes by replacing (\tilde{a}, \tilde{b}) in (29) with a randomized parameter of $(\tilde{a}'_t, \tilde{b}'_t)$ restricted to the set Θ_t^{OPT} . The second line comes

from the property of conditional expectation. The third line removes the indicator functions. The fourth line applies (28). The last line comes from the definition of $\tilde{z}_t(\tilde{a}'_t, \tilde{b}'_t)$ and z_t .

Next, for $\text{Reg}_t^{(2)}$,

$$\begin{aligned}
\mathbb{E} \left[\text{Reg}_t^{(2)} \middle| \mathcal{H}_{t-1} \right] &= \mathbb{E} \left[p_t \cdot (g(\tilde{a}_t + \tilde{b}_t \cdot p_t) - g(a_t^* + b_t^* \cdot p_t)) \cdot \mathbb{1}_{\mathcal{E}} \middle| \mathcal{H}_{t-1} \right] \\
&\leq \bar{g}\bar{p}\mathbb{E} \left[|\tilde{a}_t + \tilde{b}_t \cdot p_t - (a_t^* + b_t^* \cdot p_t)| \cdot \mathbb{1}_{\mathcal{E}} \middle| \mathcal{H}_{t-1} \right] \\
&= \bar{g}\bar{p}\mathbb{E} \left[|\tilde{a}_t + \tilde{b}_t \cdot p_t - (\hat{a}_t + \hat{b}_t \cdot p_t) + (\hat{a}_t + \hat{b}_t \cdot p_t) - (a_t^* + b_t^* \cdot p_t)| \cdot \mathbb{1}_{\mathcal{E}} \middle| \mathcal{H}_{t-1} \right] \\
&\leq \bar{g}\bar{p}\mathbb{E} \left[\left(\|(1, p^*(\tilde{a}_t, \tilde{b}_t))\|_{\tilde{M}_{t-1}^{-1}} \|(\tilde{a}_t - \hat{a}_t, \tilde{b}_t - \hat{b}_t)\|_{\tilde{M}_{t-1}} + \|z_t\|_{M_{t-1}^{-1}} \|\hat{\theta}_{t-1} - \theta^*\|_{M_{t-1}} \right) \cdot \mathbb{1}_{\mathcal{E}} \middle| \mathcal{H}_{t-1} \right] \\
&= \bar{g}\bar{p}\mathbb{E} \left[\left(\|z_t\|_{M_{t-1}^{-1}} \|(\tilde{a}_t - \hat{a}_t, \tilde{b}_t - \hat{b}_t)\|_{\tilde{M}_{t-1}} + \|z_t\|_{M_{t-1}^{-1}} \|\hat{\theta}_{t-1} - \theta^*\|_{M_{t-1}} \right) \cdot \mathbb{1}_{\mathcal{E}} \middle| \mathcal{H}_{t-1} \right] \\
&\leq (2\sqrt{\log(4T^2)} + 1)\bar{g}\bar{p}\bar{\gamma}\mathbb{E} \left[\|z_t\|_{M_{t-1}^{-1}} \middle| \mathcal{H}_{t-1} \right] \\
&< 4\bar{g}\bar{p}\bar{\gamma}\sqrt{e\pi \log(4T^2)}\mathbb{E} \left[\|z_t\|_{M_{t-1}^{-1}} \middle| \mathcal{H}_{t-1} \right] \tag{31}
\end{aligned}$$

where $z_t = (x_t, p_t x_t)$ and p_t is the price used in the algorithm. The second line is from Assumptions 1 and 4, the fourth line is by Holder's inequality, the fifth line is due to the same computation used for $\text{Reg}_t^{(1)}$, and the sixth line is from the definition of event \mathcal{E} . Now we can combine them and conclude the final result:

$$\begin{aligned}
\text{Reg}_T^{\text{TS}}(x_1, \dots, x_T) &\leq \sum_{t=1}^T \mathbb{E} \left[\left(\text{Reg}_t^{(1)} + \text{Reg}_t^{(2)} \right) \cdot \mathbb{1}_{\mathcal{E}} \right] + \mathbb{E} [\bar{p}\bar{D}T \cdot \mathbb{1}_{\mathcal{E}^c}] \\
&\leq 36\bar{g}\bar{p}\bar{\gamma}\sqrt{e\pi \log(4T^2)}\mathbb{E} \left[\sum_{t=1}^T \|z_t\|_{M_{t-1}^{-1}} \right] + \mathbb{P}(\mathcal{E}^c) \cdot \bar{p}\bar{D}T \\
&\leq 36\bar{g}\bar{p}\bar{\gamma}\sqrt{e\pi \log(4T^2)}\mathbb{E} \left[\sqrt{T \sum_{t=1}^T \|z_t\|_{M_{t-1}^{-1}}^2} \right] + \mathbb{P}(\mathcal{E}^c) \cdot \bar{p}\bar{D}T \\
&\leq 36\bar{g}\bar{p}\bar{\gamma}\sqrt{2e\pi dT \log\left(\frac{2d\lambda + T}{2d\lambda}\right) \log(4T^2)} + 2\bar{D}\bar{p}
\end{aligned}$$

where \mathcal{E}^c denotes the complement of the event \mathcal{E} . The first line is by the single-period regret will be bounded by $\bar{p}\bar{D}$, the third line is by Holder's inequality and the last inequality is because (27) and Elliptical Potential Lemma, i.e. Lemma 4. \square

C.3 Proofs for Section 5

C.3.1 Proof of Theorem 4

Proof. Assume $\alpha^* = (2, 0)$ and $\beta^* = (0, -1)$ and there exists some $K > 1$, $c = \frac{K}{2}$ and $x_t = (K, K)$ for all $t = 1, \dots, \frac{T}{2}$. For the second half of the horizon, the nature randomly chooses between the following two cases: (1) $x_t = (K, K - \delta)$ or (2) $x_t = (K, K + \delta)$ with some $\delta \in (1, K)$ for all $t = \frac{T}{2} + 1, \dots, T$. And further we assume there exists no error on demands, $\mathbb{P}(X_t = x_t) = 1$ for all $t = 1, \dots, T$ and $g(x) = x$, i.e. with price p , $D_t(p) = 2K - K \cdot p$ for all $t = 1, \dots, \frac{T}{2}$ and $D_t(p) = 2K - (K - \delta) \cdot p$ or $D_t(p) = 2K - (K + \delta) \cdot p$ for all $t = \frac{T}{2} + 1, \dots, T$ based on the nature's choice.

Now we consider the optimal pricing policy under the first case. Denote the proportion of inventory used in the second half horizon as q . Note $p \cdot D_t(p)$ is concave in p for all t and thus by this concavity, it is easy to see for a fixed q the optimal pricing policy is $p_t = 1 + q$ for $t = 1, \dots, \frac{T}{2}$ and $p_t = \frac{K(2-q)}{K-\delta}$ for $t = \frac{T}{2} + 1, \dots, T$. So it is sufficient to find the optimal $q^*(\delta)$ for the optimal policy. Indeed, the revenue under optimal pricing of a given q is:

$$T \cdot \left(\frac{K(1+q)(1-q)}{2} + \frac{K^2 q(2-q)}{2(K-\delta)} \right),$$

and thus the optimal q can be computed as $q^*(\delta) = \frac{K}{2K-\delta}$ with optimal revenue as $\frac{TK^2}{2(2K-\delta)(K-\delta)} + \frac{TK}{2}$. Intuitively, when δ is larger, since customers are less sensitive to the price in the second half, the seller should save more inventory for the second half. Similarly, for the second case the optimal the optimal q can be computed as $q^*(\delta) = \frac{K}{2K+\delta}$ with optimal value as $\frac{TK^2}{2(2K+\delta)(K+\delta)} + \frac{TK}{2}$.

Then for any online policy π , if the proportion of inventory used in the second half horizon of it $q^\pi \leq \frac{1}{2}$, then with probability $\frac{1}{2}$ the environment will become the first case and will cause the regret at least:

$$\frac{TK^2}{2(2K-\delta)(K-\delta)} + \frac{TK}{2} - T \cdot \left(\frac{3K}{8} + \frac{3K^2}{8(K-\delta)} \right) = \frac{KT\delta^2}{8(2K-\delta)(K-\delta)}.$$

Similarly if the proportion of inventory used in the second half horizon of it $q^\pi > \frac{1}{2}$, then with probability $\frac{1}{2}$ the environment will become the second case and will cause the regret at least:

$$\frac{KT\delta^2}{8(2K+\delta)(K+\delta)}.$$

Note $\mathcal{W}_T(\mathcal{P}_1, \dots, \mathcal{P}_T) = \sum_{t=1}^T \frac{\delta}{\sqrt{2}} = \frac{T\delta}{\sqrt{2}}$ for both two cases, we finish the proof. \square

C.3.2 Proof of Theorem 5

In this subsection, we denote $\tilde{r}(p; \mu, a, b) = (p - \mu) \cdot g(a + b \cdot p)$ as the revised revenue function with virtual cost μ , and $\tilde{r}^*(\mu, a, b) = \max_{p \in [\mu, \bar{p}]} \tilde{r}(p; \mu, a, b)$ as the corresponding optimal revised revenue function (assume $\mu \leq \bar{p}$).

Proof sketch. The proof idea of Theorem 5 is to decompose the regret as follows:

$$\mathbb{E} \left[\sum_{t=1}^{\tau+1} \left(\tilde{r}^*(\mu_t, A_t^*, B_t^*) - \tilde{r}(p_t; \mu_t, A_t^*, B_t^*) + \mu_t(c - g(\tilde{a}_t + \tilde{b}_t \cdot p_t)) \right) + \bar{p}c \cdot (T - \tau - 1) \right] + O(\mathcal{W}_T(\mathcal{P}_1, \dots, \mathcal{P}_T)),$$

where τ is the termination time of the algorithm:

$$\tau := \max \left\{ t = 1, \dots, T-1 : \sum_{t'=1}^t D_{t'} \leq cT \right\},$$

which is the last period before the inventory is exhausted or equal to $T-1$ when still has inventory at $T-1$. The last term $O(\mathcal{W}_T(\mathcal{P}_1, \dots, \mathcal{P}_T))$ measures the effect of the non-stationarity, and we can then focus on bounding the terms in the expectation:

- $\mathbb{E} \left[\sum_{t=1}^{\tau+1} \tilde{r}^*(\mu_t, A_t^*, B_t^*) - \tilde{r}(p_t; \mu_t, A_t^*, B_t^*) \right]$. This term captures the revised regret before algorithm stops based on the revised revenue function $\tilde{r}(p; \mu_t, A_t^*, B_t^*)$, which considers the cost of each unit as μ_t . Since the price p_t is the optimal price from sampled variables $(\tilde{a}_t, \tilde{b}_t)$, this term can be bounded by a similar analysis as in Theorem 3.
- $\mathbb{E} \left[\sum_{t=1}^{\tau+1} \mu_t(c - g(\tilde{a}_t + \tilde{b}_t \cdot p_t)) \right]$. This term captures the “extra revenues/negative regrets” from

using inventory with the “price” μ_t , which can be bounded by $c\bar{p}\mathbb{E}[\tau+1-T]+O(\sqrt{T})$. Intuitively, the algorithm will consume all inventory cT at $\tau+1$ while the target consumption is only $c\cdot(\tau+1)$. Thus, these extra consumed inventories should earn some extra revenues or negative regrets. Thanks to the online gradient descent, such extra revenues can be bounded by $c\bar{p}\mathbb{E}[\tau+1-T]+O(\sqrt{T})$. The analysis is similar to [Agrawal and Devanur \(2016\)](#), which, however, focuses on the UCB algorithm under a stationary environment.

- $\mathbb{E}[\bar{p}c\cdot(T-\tau-1)]$. This term captures the regret caused by the early stop of the algorithm: the algorithm stops at $\tau+1 \leq T$. Such an early stop means the algorithm may consume the inventory too fast and can at most make $\mathbb{E}[\bar{p}c\cdot(T-\tau-1)]$ loss. However, such loss can be covered by the extra revenues $\mathbb{E}\left[\sum_{t=1}^{\tau+1}\mu_t(c-g(\tilde{a}_t+\tilde{b}_t\cdot p_t))\right]$ as discussed above.

Proof of Theorem 5.

Proof. Here we rewrite the deterministic optimization problem (9) as the following in a more detailed way:

$$\begin{aligned} r_T^*(\{\mathcal{P}_t\}) &= \max \sum_{t=1}^T \mathbb{E}_t [p_t(X_t)g(A_t^* + B_t^* \cdot p_t(X_t))] \\ \text{s.t. } &\sum_{t=1}^T \mathbb{E}_t [g(A_t^* + B_t^* \cdot p_t(X_t))] \leq cT, \\ &p_t(x) : \mathcal{X} \rightarrow [\underline{p}, \bar{p}] \text{ is a measurable function for } t = 1, \dots, T, \end{aligned}$$

where \mathbb{E}_t is the expectation taken with respect to $X_t \sim \mathcal{P}_t$. Then one standard result in revenue management literature ([Gallego and Van Ryzin, 1997](#); [Talluri et al., 2004](#); [Jiang et al., 2020](#)) is the benchmark $\mathbb{E}[\text{OPT}(X_1, \dots, X_T, cT)]$ can be upper bounded by $r_T^*(\{\mathcal{P}_t\})$:

Lemma 7 (Lemma 1 in ([Jiang et al., 2020](#))). *Under Assumption 1, 3, 4, 5, 6,*

$$\mathbb{E}[\text{OPT}(X_1, \dots, X_T, cT)] \leq r_T^*(\{\mathcal{P}_t\}),$$

where the expectation is with respect to $X_t \sim \mathcal{P}_t$ for $t = 1, \dots, T$.

Although $r_T^*(\{\mathcal{P}_t\})$ is more tractable than $\mathbb{E}[\text{OPT}(X_1, \dots, X_T, cT)]$, we need to further upper bound it with a pricing policy which can utilize the dual variables μ_t 's solved by the algorithm. We define the termination time

$$\tau = \max \left\{ t = 1, \dots, T-1 : \sum_{t'=1}^t D_{t'} \leq cT \right\},$$

which is the last period before the inventory is exhausted or equals to $T-1$ when still has inventory at $T-1$. Further, recall $\tilde{r}^*(\mu, a, b) = \max_{p \in [\underline{p}, \bar{p}]} \tilde{r}(p; \mu, a, b)$ and $(A_t^*, B_t^*) = (X_t^\top \alpha^*, X_t^\top \beta^*)$, then

Lemma 8.

$$r_T^*(\{\mathcal{P}_t\}) \leq \mathbb{E} \left[\sum_{t=1}^{\tau+1} (c\mu_t + \tilde{r}^*(\mu_t, A_t^*, B_t^*)) + \bar{p}c \cdot (T - \tau - 1) \right] + \sqrt{2}(\bar{p} \vee \underline{p}^2) \bar{g} \bar{\theta} \mathcal{W}_T(\mathcal{P}_1, \dots, \mathcal{P}_T).$$

The above lemma says the benchmark performance can be bounded by three parts: $\sum_{t=1}^{\tau+1} (c\mu_t + \tilde{r}^*(\mu_t; A_t^*, B_t^*))$ captures the Lagrangian formulation (with the dual variables μ_t 's) of revenues gotten when inventory is exhausted, $\bar{p}c \cdot (T - \tau - 1)$ captures the maximum revenue gotten after inventory is exhausted, and $\mathcal{W}_T(\mathcal{P}_1, \dots, \mathcal{P}_T)$ captures the effect of non-stationarity of \mathcal{P}_t 's. The proof of the above lemma is mainly

based on the dual formulations of both $r_T^*(\{\mathcal{P}_t\})$ and Wasserstein distance function. We postpone the proof to Appendix C.3.3.

Now we introduce some similar notations as in the proof of Theorem 3. Let $\bar{\gamma} = 2\bar{\theta} + \frac{2\bar{\sigma}}{g} \sqrt{2 \log T + 2d \log \left(\frac{2d+T}{2d} \right)}$, $\bar{\kappa} = 2\bar{\gamma} \sqrt{\log(4T^2)}$ and

$$\tilde{\Theta}_t = \left\{ (a, b) \in \mathbb{R}^2 : \|(a, b) - (\hat{a}_t, \hat{b}_t)\|_{\tilde{M}_{t-1}} \leq \bar{\kappa} \right\}.$$

We define the good event as

$$\mathcal{E} = \{\theta^* \in \Theta_t, (\tilde{a}_t, \tilde{b}_t) \in \tilde{\Theta}_t \text{ for } t = 1, \dots, T\}$$

where recall

$$\Theta_t = \left\{ \theta \in \Theta : \|\theta - \hat{\theta}_{t-1}\|_{M_{t-1}} \leq \bar{\gamma} \right\}.$$

Then by Definition 1 and Corollary 1, we have

$$\mathbb{P}(\mathcal{E}) \geq 1 - \frac{2}{T}. \quad (32)$$

For $t = 1, \dots, \tau + 1$, we denote

$$\text{Reg}_t^{(1)} := \left(c\mu_t + \tilde{r}^*(\mu_t, A_t^*, B_t^*) - r(p_t; \tilde{a}_t, \tilde{b}_t) \right) \cdot \mathbb{1}_{\mathcal{E}},$$

$$\text{Reg}_t^{(2)} := \left(r(p_t; \tilde{a}_t, \tilde{b}_t) - r(p_t; A_t^*, B_t^*) \right) \cdot \mathbb{1}_{\mathcal{E}},$$

where μ_t, p_t are from Algorithm 3.

We first focus on analyzing $\text{Reg}_t^{(1)}$. Denote

$$\Theta_t^{\text{OPT}} := \left\{ (a, b) \in \tilde{\Theta}_t : \tilde{r}^*(\mu_t, a, b) \geq \tilde{r}^*(\mu_t, A_t^*, B_t^*) \right\}.$$

Then by (the remark below) Lemma 6,

$$\mathbb{P} \left(\tilde{r}^*(\mu_t, \tilde{a}_t, \tilde{b}_t) \geq \tilde{r}^*(\mu_t, A_t^*, B_t^*) \middle| \mathcal{H}_{t-1}, \theta^* \in \Theta_t \right) \geq \frac{1}{4\sqrt{e\pi}},$$

by noting $\mu_t \in \mathcal{H}_{t-1}$. With similar computation as in the proof of Theorem 3, we have

$$\mathbb{P} \left((\tilde{a}_t, \tilde{b}_t) \in \Theta_t^{\text{OPT}} \middle| \mathcal{H}_{t-1}, \theta^* \in \Theta_t \right) \geq \frac{1}{8\sqrt{e\pi}}. \quad (33)$$

For any $(\tilde{a}, \tilde{b}) \in \Theta_t^{\text{OPT}}$, we have

$$\begin{aligned} \mathbb{E} \left[\text{Reg}_t^{(1)} \middle| \mathcal{H}_{t-1} \right] &\leq \mathbb{E} \left[\left(c\mu_t + \max_{p \in [\mu_t, \bar{p}]} \tilde{r}(p; \mu_t, \tilde{a}, \tilde{b}) - r(p_t; \tilde{a}_t, \tilde{b}_t) \right) \cdot \mathbb{1}_{\mathcal{E}} \middle| \mathcal{H}_{t-1} \right] \\ &= \mathbb{E} \left[\left(\mu_t \cdot (c - g(\tilde{a}_t + \tilde{b}_t \cdot p_t)) + \max_{p \in [\mu_t, \bar{p}]} \tilde{r}(p; \mu_t, \tilde{a}, \tilde{b}) - \tilde{r}(p_t; \mu_t, \tilde{a}_t, \tilde{b}_t) \right) \cdot \mathbb{1}_{\mathcal{E}} \middle| \mathcal{H}_{t-1} \right] \\ &\leq \mathbb{E} \left[\left(\mu_t \cdot (c - g(\tilde{a}_t + \tilde{b}_t \cdot p_t)) + \tilde{r}(\tilde{p}_t^*; \mu_t, \tilde{a}, \tilde{b}) - \tilde{r}(\tilde{p}_t^*; \mu_t, \tilde{a}_t, \tilde{b}_t) \right) \cdot \mathbb{1}_{\mathcal{E}} \middle| \mathcal{H}_{t-1} \right] \\ &\leq \mathbb{E} \left[\left(4\bar{g}\bar{p}\bar{\gamma} \sqrt{\log(4T^2)} \|\tilde{z}_t(\tilde{a}, \tilde{b})\|_{M_{t-1}^{-1}} + \mu_t \cdot (c - g(\tilde{a}_t + \tilde{b}_t \cdot p_t)) \right) \cdot \mathbb{1}_{\mathcal{E}} \middle| \mathcal{H}_{t-1} \right] \end{aligned}$$

where $\tilde{z}_t(a, b) := (x_t, \tilde{p}_t^* x_t)$ and $\tilde{p}_t^* := \arg \max_{p \in [\mu_t, \bar{p}]} \tilde{r}(p; \mu_t, \tilde{a}, \tilde{b})$. Here the first line is by definition of Θ_t^{OPT} , the second line is by definition of $\tilde{r}(p; \mu, a, b)$, the third line is by the optimality of p_t , and the last

line is from similar computation steps as in (29). Then by the same computation steps in (30), we get

$$\mathbb{E} \left[\text{Reg}_t^{(1)} \middle| \mathcal{H}_{t-1} \right] \leq 32\bar{g}\bar{p}\bar{\gamma} \sqrt{e\pi \log(4T^2)} \mathbb{E} \left[\|z_t\|_{M_{t-1}^{-1}} \middle| \mathcal{H}_{t-1} \right] + \mathbb{E} \left[\mu_t \cdot (c - g(\tilde{a}_t + \tilde{b}_t \cdot p_t)) \cdot \mathbb{1}_{\mathcal{E}} \middle| \mathcal{H}_{t-1} \right], \quad (34)$$

where $z_t = (x_t, p_t x_t)$ and p_t is the price used in the algorithm. Thus, $\mathbb{E} \left[\sum_{t=1}^{\tau+1} \text{Reg}_t^{(1)} \right]$ can be bounded by

$$\begin{aligned} \mathbb{E} \left[\sum_{t=1}^{\tau+1} \text{Reg}_t^{(1)} \right] &= \mathbb{E} \left[\sum_{t=1}^T \mathbb{1}_{\{t \leq \tau+1\}} \mathbb{E} \left[\text{Reg}_t^{(1)} \middle| \mathcal{H}_{t-1} \right] \right] \\ &\leq 32\bar{g}\bar{p}\bar{\gamma} \sqrt{e\pi \log(4T^2)} \sum_{t=1}^T \mathbb{E} \left[\|z_t\|_{M_{t-1}^{-1}} \right] + \mathbb{E} \left[\sum_{t=1}^T \mathbb{1}_{\{t \leq \tau+1\}} \mathbb{E} \left[\mu_t \cdot (c - g(\tilde{a}_t + \tilde{b}_t \cdot p_t)) \cdot \mathbb{1}_{\mathcal{E}} \middle| \mathcal{H}_{t-1} \right] \right] \\ &\leq 32\bar{g}\bar{p}\bar{\gamma} \sqrt{2e\pi dT \log \left(\frac{2d\lambda + T}{2d\lambda} \right) \log(4T^2)} + \mathbb{E} \left[\sum_{t=1}^T \mathbb{1}_{\{t \leq \tau+1\}} \mathbb{E} \left[\mu_t \cdot (c - g(\tilde{a}_t + \tilde{b}_t \cdot p_t)) \cdot \mathbb{1}_{\mathcal{E}} \middle| \mathcal{H}_{t-1} \right] \right] \\ &= 32\bar{g}\bar{p}\bar{\gamma} \sqrt{2e\pi dT \log \left(\frac{2d\lambda + T}{2d\lambda} \right) \log(4T^2)} + \mathbb{E} \left[\sum_{t=1}^{\tau+1} \mu_t \cdot (c - g(\tilde{a}_t + \tilde{b}_t \cdot p_t)) \cdot \mathbb{1}_{\mathcal{E}} \right] \\ &\leq 36\bar{g}\bar{p}\bar{\gamma} \sqrt{2e\pi dT \log \left(\frac{2d\lambda + T}{2d\lambda} \right) \log(4T^2)} + c\bar{p}\mathbb{E}[\tau + 1 - T] + \bar{p}\sqrt{(\bar{D}^2 + \bar{\sigma}^2)T} + 2\bar{p}\bar{D} \end{aligned} \quad (35)$$

where the first line is by the tower rule and $\mathbb{1}_{\{t \leq \tau+1\}} \in \mathcal{H}_{t-1}$, the second line is by (34), the third line is by Lemma 4, the fourth line is again by the tower rule and $\mathbb{1}_{\{t \leq \tau+1\}} \in \mathcal{H}_{t-1}$, and the last line is by the lemma below whose proof can be found in Appendix C.3.3:

Lemma 9.

$$\mathbb{E} \left[\sum_{t=1}^{\tau+1} \mu_t \cdot (c - g(\tilde{a}_t + \tilde{b}_t \cdot p_t)) \cdot \mathbb{1}_{\mathcal{E}} \right] \leq c\bar{p}\mathbb{E}[\tau+1-T] + \bar{p}\sqrt{(\bar{D}^2 + \bar{\sigma}^2)T} + 2\bar{p}\bar{D} + 4\bar{g}\bar{p}\bar{\gamma} \sqrt{2e\pi dT \log \left(\frac{2d\lambda + T}{2d\lambda} \right) \log(4T^2)}.$$

And with the same argument used in the proof of Theorem 3, $\mathbb{E} \left[\sum_{t=1}^{\tau+1} \text{Reg}_t^{(2)} \right]$ can be bounded by

$$\mathbb{E} \left[\sum_{t=1}^{\tau+1} \text{Reg}_t^{(2)} \right] = \mathbb{E} \left[\sum_{t=1}^T \mathbb{1}_{\{t \leq \tau+1\}} \mathbb{E} \left[\text{Reg}_t^{(2)} \middle| \mathcal{H}_{t-1} \right] \right] \leq 4\bar{g}\bar{p}\bar{\gamma} \sqrt{2e\pi dT \log \left(\frac{2d\lambda + T}{2d\lambda} \right) \log(4T^2)}. \quad (36)$$

We use TSC(Thompson Sampling with Constraint) to denote the Algorithm 3, then

$$\begin{aligned}
\text{Reg}_T^{\text{TSC}} &\leq \mathbb{E} \left[\sum_{t=1}^{\tau+1} (c\mu_t + \tilde{r}^*(\mu_t, A_t^*, B_t^*)) + \bar{p}c \cdot (T - \tau - 1) \right] + \sqrt{2}(\bar{p} \vee \bar{p}^2)\bar{g}\bar{\theta}\mathcal{W}_T(\mathcal{P}_1, \dots, \mathcal{P}_T) - \mathbb{E} \left[\sum_{t=1}^{\tau} r(p_t; A_t^*, B_t^*) \right] \\
&\leq \mathbb{E} \left[\sum_{t=1}^{\tau+1} \left(\text{Reg}_t^{(1)} + \text{Reg}_t^{(2)} + (c\mu_t + \tilde{r}^*(X_t, \mu_t)) \cdot \mathbb{1}_{\mathcal{E}^c} \right) + \bar{p}c \cdot (T - \tau - 1) + r(p_{\tau+1}; A_{\tau+1}^*, B_{\tau+1}^*) \right] \\
&\quad + \sqrt{2}(\bar{p} \vee \bar{p}^2)\bar{g}\bar{\theta}\mathcal{W}_T(\mathcal{P}_1, \dots, \mathcal{P}_T) \\
&\leq \mathbb{E} \left[\sum_{t=1}^{\tau+1} (\text{Reg}_t^{(1)} + \text{Reg}_t^{(2)}) \right] + \mathbb{P}(\mathcal{E}^c) \cdot (c + \bar{D})\bar{p}T + \bar{p}c\mathbb{E}[T - \tau - 1] + \bar{D}\bar{p} + \sqrt{2}(\bar{p} \vee \bar{p}^2)\bar{g}\bar{\theta}\mathcal{W}_T(\mathcal{P}_1, \dots, \mathcal{P}_T) \\
&\leq \mathbb{E} \left[\sum_{t=1}^{\tau+1} (\text{Reg}_t^{(1)} + \text{Reg}_t^{(2)}) \right] + 2(c + \bar{D})\bar{p} + \bar{p}c\mathbb{E}[T - \tau - 1] + \bar{D}\bar{p} + \sqrt{2}(\bar{p} \vee \bar{p}^2)\bar{g}\bar{\theta}\mathcal{W}_T(\mathcal{P}_1, \dots, \mathcal{P}_T) \\
&\leq 40\bar{g}\bar{p}\bar{\gamma} \sqrt{2e\pi dT \log \left(\frac{2d\lambda + T}{2d\lambda} \right) \log(4T^2)} + \bar{p} \sqrt{(\bar{D}^2 + \bar{\sigma}^2)T} + 7\bar{D}\bar{p} + \sqrt{2}(\bar{p} \vee \bar{p}^2)\bar{g}\bar{\theta}\mathcal{W}_T(\mathcal{P}_1, \dots, \mathcal{P}_T),
\end{aligned}$$

where the first inequality is by Lemma 8, the second inequality is by definitions, the third inequality is by $\mu_t \leq \bar{p}$ and $r(p_{\tau+1}; A_{\tau+1}^*, B_{\tau+1}^*), \tilde{r}^*(X_t, \mu_t) \leq \bar{p}\bar{D}$, the fourth inequality is by (32) and the last inequality is by (35), (36) and Assumption 6. \square

C.3.3 Proofs for Ancillary Lemmas

Proof for Lemma 8.

Proof. Denote $\tilde{\mathcal{H}}_t := \sigma(p_1, \dots, p_t, \epsilon_1, \dots, \epsilon_t, X_1, \dots, X_t)$ and $\tilde{\mathcal{H}}_0 = \sigma(\emptyset, \Omega)$, then

$$\begin{aligned}
r_T^*(\{\mathcal{P}_t\}) &\leq \min_{\mu \geq 0} c\mu T + \sum_{t=1}^T \mathbb{E}_t [\tilde{r}^*(\mu, X_t^\top \alpha^*, X_t^\top \beta^*)] \\
&= \min_{\mu \geq 0} c\mu T + \sum_{t=1}^T \mathbb{E}_{\bar{\mathcal{P}}_T} [\tilde{r}^*(\mu, X^\top \alpha^*, X^\top \beta^*)] \\
&= \mathbb{E} \left[\sum_{t=1}^{\tau+1} \left(\min_{\mu \geq 0} c\mu + \mathbb{E}_{\bar{\mathcal{P}}_T} [\tilde{r}^*(\mu, X^\top \alpha^*, X^\top \beta^*)] \right) \right] + \mathbb{E} \left[\sum_{t=\tau+2}^T \left(\min_{\mu \geq 0} c\mu + \mathbb{E}_{\bar{\mathcal{P}}_T} [\tilde{r}^*(\mu, X^\top \alpha^*, X^\top \beta^*)] \right) \right] \\
&\leq \mathbb{E} \left[\sum_{t=1}^T \mathbb{1}_{\{t \leq \tau+1\}} \cdot \left(c\mu_t + \mathbb{E}_{\bar{\mathcal{P}}_T} [\tilde{r}^*(\mu_t, X^\top \alpha^*, X^\top \beta^*) | \tilde{\mathcal{H}}_{t-1}] \right) \right] \\
&\quad + \mathbb{E} \left[\sum_{t=\tau+2}^T \left(\min_{\mu \geq 0} c\mu + \mathbb{E}_{\bar{\mathcal{P}}_T} [\tilde{r}^*(\mu, X^\top \alpha^*, X^\top \beta^*)] \right) \right] \\
&\leq \mathbb{E} \left[\sum_{t=1}^T \mathbb{1}_{\{t \leq \tau+1\}} \cdot \left(c\mu_t + \mathbb{E}_t [\tilde{r}^*(\mu_t, X_t^\top \alpha^*, X_t^\top \beta^*) | \tilde{\mathcal{H}}_{t-1}] \right) \right] + \sqrt{2}(\bar{p} \vee \bar{p}^2)\bar{g}\bar{\theta}\mathcal{W}_T(\mathcal{P}_1, \dots, \mathcal{P}_T) \\
&\quad + c\bar{p} \cdot \mathbb{E}[T - \tau - 1],
\end{aligned}$$

where the first line is from weak duality and the definition of \tilde{r}^* , the second line is because $\bar{\mathcal{P}}_T$ is the uniform mixture of \mathcal{P}_t 's, and the third line is by splitting the summation into two parts and use $\sum_{t=1}^T \mathbb{1}_{\{t \leq \tau+1\}} = 0$ for simplifying the notation, the fourth line is by the suboptimal μ_t and $\mu_t, \mathbb{1}_{\{t \leq \tau+1\}} \in \tilde{\mathcal{H}}_{t-1}$ with the tower rule of conditional expectation, and the last line is from the following two lemmas and their proofs can be found in this subsection.

Lemma 10. For $t = 1, \dots, \tau + 1$,

$$\mathbb{E}_{\bar{p}_T} \left[\tilde{r}^*(\mu_t, X_t^\top \alpha^*, X_t^\top \beta^*) | \tilde{\mathcal{H}}_{t-1} \right] \leq \mathbb{E}_t \left[\tilde{r}^*(\mu_t, X_t^\top \alpha^*, X_t^\top \beta^*) | \tilde{\mathcal{H}}_{t-1} \right] + \sqrt{2}(\bar{p}\sqrt{\bar{p}^2})\bar{g}\bar{\theta}\mathcal{W}(\mathcal{P}_t, \bar{\mathcal{P}}_T) \quad \text{almost surely.}$$

Lemma 11.

$$\mathbb{E} \left[\sum_{t=\tau+2}^T \left(\min_{\mu \geq 0} c\mu + \mathbb{E}_{\bar{p}_T} \left[\tilde{r}^*(\mu, X_t^\top \alpha^*, X_t^\top \beta^*) \right] \right) \right] \leq c\bar{p} \cdot \mathbb{E}[T - \tau - 1].$$

Further, since $\mu_t, \mathbb{1}_{\{t \leq \tau+1\}} \in \tilde{\mathcal{H}}_{t-1}$, with the tower rule of conditional expectation, we have

$$\mathbb{E} \left[\sum_{t=1}^T \mathbb{1}_{\{t \leq \tau+1\}} \cdot \left(c\mu_t + \mathbb{E}_t \left[\tilde{r}^*(\mu_t, X_t^\top \alpha^*, X_t^\top \beta^*) | \tilde{\mathcal{H}}_{t-1} \right] \right) \right] = \mathbb{E} \left[\sum_{t=1}^{\tau+1} \left(c\mu_t + \tilde{r}^*(\mu_t, X_t^\top \alpha^*, X_t^\top \beta^*) \right) \right],$$

and can conclude the result. \square

Proof for Lemma 9.

Proof.

$$\begin{aligned} \mathbb{E} \left[\sum_{t=1}^{\tau+1} \mu_t \cdot (c - g(\tilde{a}_t + \tilde{b}_t \cdot p_t)) \cdot \mathbb{1}_{\mathcal{E}} \right] &= \mathbb{E} \left[\sum_{t=1}^{\tau+1} \left(\mu_t \cdot \left((c - D_t) + g(A_t^* + B_t^* \cdot p_t) - g(\tilde{a}_t + \tilde{b}_t \cdot p_t) + \epsilon_t \right) \right) \cdot \mathbb{1}_{\mathcal{E}} \right] \\ &= \mathbb{E} \left[\sum_{t=1}^{\tau+1} (\mu_t \cdot (c - D_t + \epsilon_t)) \cdot \mathbb{1}_{\mathcal{E}} \right] \\ &\quad + \mathbb{E} \left[\sum_{t=1}^{\tau+1} \left(\mu_t \cdot (g(A_t^* + B_t^* \cdot p_t) - g(\tilde{a}_t + \tilde{b}_t \cdot p_t)) \right) \cdot \mathbb{1}_{\mathcal{E}} \right] \\ &\leq \mathbb{E} \left[\sum_{t=1}^{\tau+1} (\mu_t \cdot (c - D_t + \epsilon_t)) \cdot \mathbb{1}_{\mathcal{E}} \right] + 4\bar{g}\bar{p}\bar{\gamma} \sqrt{2e\pi dT \log \left(\frac{2d\lambda + T}{2d\lambda} \right) \log(4T^2)}, \end{aligned}$$

where the first line is by definition of D_t and the inequality is by similar computation steps used in proof of Theorem 3 with $0 \leq \mu_t \leq \bar{p}$.

Denote the random variable $\mu^* := \arg \min_{\mu \in [0, \bar{p}]} \sum_{t=1}^{\tau+1} \mu \cdot (c - D_t)$. By a standard analysis of online gradient descent on Online Convex Optimization (e.g., Theorem 3.1. in Hazan et al. (2016)), we have

$$\sum_{t=1}^{\tau+1} \mu_t \cdot (c - D_t) \leq \sum_{t=1}^{\tau+1} \mu^* \cdot (c - D_t) + \frac{\bar{p}^2}{2\eta} + \frac{\eta}{2} \sum_{t=1}^{\tau+1} (c - D_t)^2 \quad \text{almost surely,}$$

where $\eta = \frac{\bar{p}}{\sqrt{(\bar{D}^2 + \bar{\sigma}^2)T}}$. We claim $\sum_{t=1}^{\tau+1} \mu^* \cdot (c - D_t) \leq c\bar{p}(\tau + 1 - T)$ almost surely: if $\tau = T - 1$, then we can pick $\mu = 0$ and thus $\sum_{t=1}^{\tau+1} \mu^* \cdot (c - D_t) \leq 0$. If $\tau < T - 1$, then by its definition we have $\sum_{t=1}^{\tau+1} D_t > cT$, and thus we can pick $\mu = \bar{p}$ and

$$\sum_{t=1}^{\tau+1} \mu^* \cdot (c - D_t) \leq c\bar{p}(\tau + 1 - T).$$

Further,

$$\begin{aligned}
\mathbb{E} \left[\sum_{t=1}^{\tau+1} (c - D_t)^2 \right] &= \mathbb{E} \left[\sum_{t=1}^{\tau+1} \mathbb{E} [(c - D_t)^2 | \mathcal{H}_{t-1}, p_t] \right] \\
&= \mathbb{E} \left[\sum_{t=1}^{\tau+1} \mathbb{E} [(c - g(A_t^* + B_t^* \cdot p_t))^2 + \epsilon_t^2 - 2\epsilon_t \cdot (c - g(A_t^* + B_t^* \cdot p_t)) | \mathcal{H}_{t-1}, p_t] \right] \\
&= \mathbb{E} \left[\sum_{t=1}^{\tau+1} \mathbb{E} [(c - g(A_t^* + B_t^* \cdot p_t))^2 + \epsilon_t^2 | \mathcal{H}_{t-1}, p_t] \right] \\
&= \mathbb{E} \left[\sum_{t=1}^{\tau+1} (c - g(A_t^* + B_t^* \cdot p_t))^2 \right] + \mathbb{E} \left[\sum_{t=1}^{\tau+1} \mathbb{E} [\epsilon_t^2 | \mathcal{H}_{t-1}] \right] \\
&\leq \mathbb{E} [(\tau + 1)\bar{D}^2 + (\tau + 1)\bar{\sigma}^2] \\
&\leq T(\bar{D}^2 + \bar{\sigma}^2),
\end{aligned}$$

where the first line is by the tower rule of conditional expectation and $\mathbb{1}_{t \leq \tau+1} \in \mathcal{H}_{t-1}$, the third line is because ϵ_t is independent with p_t conditional on \mathcal{H}_{t-1} and has zero mean, while $A_t^*, B_t^* \in \mathcal{H}_{t-1}$, the fifth line is by Assumption 4 and the property of sub-Gaussian variables (e.g., Proposition 2.5.2 in Vershynin (2018)), and the last line is by $\tau \leq T - 1$ by definition.

Combine above all with $\eta = \frac{\bar{p}}{\sqrt{(\bar{D}^2 + \bar{\sigma}^2)T}}$, we can conclude

$$\mathbb{E} \left[\sum_{t=1}^{\tau+1} \mu_t \cdot (c - D_t) \right] \leq c\bar{p}\mathbb{E}[(\tau + 1 - T)] + \bar{p}\sqrt{(\bar{D}^2 + \bar{\sigma}^2)T}. \quad (37)$$

Further,

$$\begin{aligned}
\mathbb{E} \left[\sum_{t=1}^{\tau+1} (\mu_t \cdot (c - D_t)) \cdot \mathbb{1}_{\mathcal{E}} \right] &= \mathbb{E} \left[\sum_{t=1}^{\tau+1} \mu_t \cdot (c - D_t) \right] - \mathbb{E} \left[\sum_{t=1}^{\tau+1} (\mu_t \cdot (c - D_t)) \cdot \mathbb{1}_{\mathcal{E}^c} \right] \\
&\leq \mathbb{E} \left[\sum_{t=1}^{\tau+1} \mu_t \cdot (c - D_t) \right] + \mathbb{E} \left[\sum_{t=1}^{\tau+1} \bar{p}\bar{D} \cdot \mathbb{1}_{\mathcal{E}^c} \right] + \mathbb{E} \left[\sum_{t=1}^{\tau+1} \mu_t \epsilon_t \cdot \mathbb{1}_{\mathcal{E}^c} \right] \\
&\leq \mathbb{E} \left[\sum_{t=1}^{\tau+1} \mu_t \cdot (c - D_t) \right] + 2\bar{p}\bar{D} + \mathbb{E} \left[\sum_{t=1}^{\tau+1} \mu_t \epsilon_t \cdot \mathbb{1}_{\mathcal{E}^c} \right],
\end{aligned}$$

where the second line is by $D_t \leq \bar{D} + \epsilon_t$ and $\mu_t \in [0, \bar{p}]$, the third line is by (32). And thus,

$$\begin{aligned}
\mathbb{E} \left[\sum_{t=1}^{\tau+1} (\mu_t \cdot (c - D_t + \epsilon_t)) \cdot \mathbb{1}_{\mathcal{E}} \right] &\leq \mathbb{E} \left[\sum_{t=1}^{\tau+1} \mu_t \cdot (c - D_t) \right] + 2\bar{p}\bar{D} + \mathbb{E} \left[\sum_{t=1}^{\tau+1} \mu_t \epsilon_t \right] \\
&= \mathbb{E} \left[\sum_{t=1}^{\tau+1} \mu_t \cdot (c - D_t) \right] + 2\bar{p}\bar{D} + \mathbb{E} \left[\sum_{t=1}^T \mathbb{1}_{\{t \leq \tau+1\}} \mu_t \mathbb{E}[\epsilon_t | \mathcal{H}_{t-1}] \right] \\
&\leq c\bar{p}\mathbb{E}[\tau + 1 - T] + \bar{p}\sqrt{(\bar{D}^2 + \bar{\sigma}^2)T} + 2\bar{p}\bar{D},
\end{aligned}$$

where the second line is by the tower rule and $\mu_t, \mathbb{1}_{\{t \leq \tau+1\}} \in \mathcal{H}_{t-1}$ and last line is by (37). And combine all above we can conclude the lemma. \square

Proof for Lemma 10.

Proof. We first note given any $\mu_t \in [0, \bar{p}]$, $\tilde{r}^*(\mu_t, x^\top \alpha^*, x^\top \beta^*)$ is Lipschitz in x : for $x, x' \in \mathcal{X}$, without loss of generality, we assume $\tilde{r}^*(\mu_t, x^\top \alpha^*, x^\top \beta^*) \geq \tilde{r}^*(\mu_t, (x')^\top \alpha^*, (x')^\top \beta^*)$ and denote $\tilde{p}_t^*(x) :=$

$\arg \max_{p \in [\underline{\mu}_t, \bar{p}]} \tilde{r}(p; \mu_t, x^\top \alpha^*, x^\top \beta^*)$, then

$$\begin{aligned}
& \tilde{r}^*(\mu_t, x^\top \alpha^*, x^\top \beta^*) - \tilde{r}^*(\mu_t, (x')^\top \alpha^*, (x')^\top \beta^*) \\
&= (\tilde{p}_t^*(x) - \mu_t)g(x^\top \alpha^* + x^\top \beta^* \cdot \tilde{p}_t^*(x)) - (\tilde{p}_t^*(x') - \mu_t)g((x')^\top \alpha^* + (x')^\top \beta^* \cdot \tilde{p}_t^*(x')) \\
&\leq (\tilde{p}_t^*(x') - \mu_t) \cdot |g(x^\top \alpha^* + x^\top \beta^* \cdot \tilde{p}_t^*(x')) - g((x')^\top \alpha^* + (x')^\top \beta^* \cdot \tilde{p}_t^*(x'))| \\
&\leq \bar{g}\bar{p}|(x - x', x - x')^\top (\alpha^*, \tilde{p}_t^*(x')\beta^*)| \\
&\leq \sqrt{2}(\bar{p} \vee \bar{p}^2)\bar{g}\bar{\theta}\|x - x'\|_2,
\end{aligned}$$

where the first line is by definitions, the second line is by the optimality of $\tilde{p}_t^*(x)$, and the last two lines are by Assumption 1 and 4 and Holder's inequality. Thus, by the dual formulation of Wasserstein distance (Kantorovich and Rubinshtein, 1958), we have for $t = 1, \dots, \tau + 1$,

$$\mathbb{E}_{\bar{\mathcal{P}}_T} \left[\tilde{r}^*(\mu_t; X^\top \alpha^*, X^\top \beta^*) | \tilde{\mathcal{H}}_{t-1} \right] - \mathbb{E}_t \left[\tilde{r}^*(\mu_t; X_t^\top \alpha^*, X_t^\top \beta^*) | \tilde{\mathcal{H}}_{t-1} \right] \leq \sqrt{2}(\bar{p} \vee \bar{p}^2)\bar{g}\bar{\theta}\mathcal{W}(\mathcal{P}_t, \bar{\mathcal{P}}_T).$$

□

Proof for Lemma 11.

Proof. Define the demand optimization problem:

$$\begin{aligned}
r_{\bar{\mathcal{P}}_T}^* &:= \max \mathbb{E}_{\bar{\mathcal{P}}_T} \left[D(X) \cdot \frac{g^{-1}(D(X)) - X^\top \alpha^*}{X^\top \beta^*} \right] \\
&\text{s.t. } \mathbb{E}_{\bar{\mathcal{P}}_T} [D(X)] \leq c, \\
&D(x) \in [g(x^\top \alpha^* + x^\top \beta^* \cdot \bar{p}), g(x^\top \alpha^* + x^\top \beta^* \cdot \underline{p})] \quad \forall x \in \mathcal{X}, \\
&D(x) : \mathcal{X} \rightarrow [0, \bar{D}] \text{ is a measurable function.}
\end{aligned}$$

By Assumption 6, $r_{\bar{\mathcal{P}}_T}^*$ is a concave maximization problem and Slater's condition holds. Thus, by strong duality (Section 5.2.3 in Boyd et al. (2004)) and replacing the optimal demand function with its corresponding pricing function, we get the dual problem $\min_{\mu \geq 0} c\mu + \mathbb{E}_{\bar{\mathcal{P}}_T} [\tilde{r}^*(\mu; X^\top \alpha^*, X^\top \beta^*)] = r_{\bar{\mathcal{P}}_T}^* \leq c\bar{p}$. By summing this inequality on both sides over $t = \tau + 2, \dots, T$ when $\tau \leq T - 2$ and noting $\tau = T - 1$ the result still holds, and the proof is finished. □

D More Algorithm Discussions and Extensions

D.1 Discussion on the UCB Pricing Algorithm

D.1.1 Discussion on the Original (GLM-)UCB Algorithm

The main difference between Algorithm 1 and GLM-UCB (Filippi et al., 2010) is that the estimation of $\hat{\theta}_t$ comes from the quasi-MLE on the observed demands as in (3), instead of the observed rewards (revenues) as in GLM-UCB. This difference is based on the special structure of the pricing problem, i.e., the misalignment of the direct observations (demands) and the rewards (revenues), which is crucial to reducing the estimation error. Specifically, if the price $p_t > 1$, the error term on revenue r_t will become $p_t \sigma^2$ -sub-Gaussian, which results in larger variances and estimation errors. Indeed, when g is the identical mapping and $\epsilon_{t'}$'s are i.i.d., it is well known that the weighted least square estimation on revenues $r_{t'}$'s with weights $w_{t'} = \frac{1}{p_{t'}^2}$ will lead to the best linear unbiased estimated of θ^* , which just recovers the original linear regression on demands $D_{t'}$'s. This difference will be further exemplified in

the case of Thompson sampling. As we noted in the analysis of Algorithm 2, this special structure is the key to reducing the dependence on d and relaxing the convexity assumption.

D.1.2 Sample Complexity on the Monte Carlo Approximation of UCB Optimization

Given a target approximation error ϵ such that $\|(\alpha_t, \beta_t) - (\alpha_t^{\text{MC}}, \beta_t^{\text{MC}})\|_2 \leq \epsilon$, noting that Θ_t 's volume is $\text{Vol}(\Theta_t) \propto \det(M_t)$, and a ball with radius ϵ has volume $\propto \epsilon^d$, by standard covering number computation (Proposition 4.2.12 in Vershynin (2018)), the covering number of Θ_t is $\propto \frac{\det(M_t)}{\epsilon^d}$. We assume the covering number is achieved by the set of ϵ -balls denoted as \mathcal{B}_ϵ , then by the definition of the covering number, there needs at least one Monte Carlo sample in every ball in \mathcal{B}_ϵ if $\|(\alpha_t, \beta_t) - (\alpha_t^{\text{MC}}, \beta_t^{\text{MC}})\|_2 \leq \epsilon$. Thus, the expected number of samples needed for the Monte Carlo to achieve $\|(\alpha_t, \beta_t) - (\alpha_t^{\text{MC}}, \beta_t^{\text{MC}})\|_2 \leq \epsilon$ is $\propto \frac{\det(M_t)}{\epsilon^d}$, which follows the standard analysis of coupon collector's problem (Motwani and Raghavan, 1995) and suffers from the curse of dimensionality.

D.2 Discussion on Original Thompson Sampling Algorithm

For completeness, here we introduce the original Thompson sampling in Abeille and Lazaric (2017) with some ancillary lemmas needed in the proof of Theorem 3. We first state some requirements for the sampling distribution.

Definition 1 (Sampling distribution (Abeille and Lazaric, 2017)). *A distribution \mathcal{D}^{TS} is suitable for Thompson sampling if it is a multivariate distribution on \mathbb{R}^{2d} absolutely continuous with respect to the Lebesgues measure which satisfies the following properties:*

- (anti-concentration) there exists a positive probability q such that for any $u \in \mathbb{R}^{2d}$ with $\|u\|_2 = 1$,

$$\mathbb{P}_{\eta \sim \mathcal{D}^{TS}}(u^\top \eta \geq 1) \geq q,$$

- (concentration) there exist positive constants c, c' such that $\forall \delta \in (0, 1)$,

$$\mathbb{P}_{\eta \sim \mathcal{D}^{TS}} \left(\|\eta\|_2 \leq \sqrt{2cd \log \frac{2c'd}{\delta}} \right) \geq 1 - \delta.$$

As shown in Abeille and Lazaric (2017), the Gaussian distribution $\eta \sim \mathcal{N}(0, I_2)$ that we use in Algorithm 2 satisfies the above definition with $d = 1$, $\delta = 1/T^2$, $c = c' = 2$ and $q = \frac{1}{4\sqrt{e\pi}}$.

As a comparison, the direct application of the original Thompson Sampling in Abeille and Lazaric (2017) on the pricing problem is shown as below:

Algorithm 5 Original Thompson Sampling (Abeille and Lazaric, 2017) for Dynamic Pricing

Input: Regularization parameter λ .

for $t = 1, \dots, T$ **do**

 Compute the estimator $\hat{\theta}_{t-1}$ by (3) and observe the covariates x_t .

 Sample $\eta_t \sim \mathcal{N}(0, I_{2d})$ and compute the parameter

$$\tilde{\theta}_{t-1} = (\tilde{\alpha}_{t-1}, \tilde{\beta}_{t-1}) := \hat{\theta}_{t-1} + \left(2\sqrt{\lambda}\bar{\theta} + \frac{2\bar{\sigma}}{\underline{g}} \sqrt{2\log T + 2d \log \left(\frac{2d\lambda + T}{2d\lambda} \right)} \right) M_{t-1}^{-1/2} \eta_t.$$

 Set the price by

$$p_t = \arg \max_{p \in [\underline{p}, \bar{p}]} r(p; x_t^\top \tilde{\alpha}_{t-1}, x_t^\top \tilde{\beta}_{t-1}),$$

 and observe the demand D_t .

end for

With a modification of Assumption 2 which enlarges the domain width of g from $O(d)$ to $O(d^{3/2})$, we can get the original Thompson Sampling's regret bound as follows:

Assumption 8 (Properties of $g(\cdot)$). *Let*

$$\tilde{\Theta} := \left\{ \theta \in \mathbb{R}^{2d} : \|\theta - \tilde{\theta}\|_2 \leq 2\sqrt{d \log(4dT^2)} \left(2\bar{\theta} + \frac{2\bar{\sigma}}{\underline{g}} \sqrt{2\log T + 2d \log \left(\frac{2d+T}{2d} \right)} \right) \text{ for some } \tilde{\theta} \in \Theta \right\}$$

where Θ is defined in Assumption 1. We assume $g(z)$ is strictly increasing, differentiable, and there exist constants $\underline{g}, \bar{g} \in \mathbb{R}$ such that $0 < \underline{g} \leq g'(z) \leq \bar{g} < \infty$ for all $z = x^\top \alpha + x^\top \beta \cdot p$ where $x \in \mathcal{X}$, $\theta = (\alpha, \beta) \in \tilde{\Theta}$, and $p \in [\underline{p}, \bar{p}]$.

Theorem 8. *Under Assumption 1, 3, 8, with any $T \geq 6$, if we choose the regularization parameter $\lambda = 1$, the regret of Algorithm 5 can be bounded by*

$$36d\bar{g}\bar{p}\bar{\gamma} \sqrt{2T \log(4dT^2) \log \left(\frac{2d+T}{2d} \right)} + 2\bar{p}\bar{D} = \tilde{O} \left(d^{\frac{3}{2}} \sqrt{T} \right),$$

where $\bar{\gamma} = 2\bar{\theta} + \frac{2\bar{\sigma}}{\underline{g}} \sqrt{2\log T + 2d \log \left(\frac{2d+T}{2d} \right)}$.

We omit the proof here since it is largely following Abeille and Lazaric (2017). Compared to Algorithm 2, there is an extra factor of \sqrt{d} in both the Assumption 8 (for domain enlargement) and regret bound. To the best of our knowledge, this extra factor is also inevitable for the existing analyses of Thompson sampling algorithms on the linear bandits problem (Agrawal and Goyal, 2013; Abeille and Lazaric, 2017).

D.3 Pricing with Approximate Quasi-MLE Estimator

As discussed in Section 3.1, the quasi-MLE problem (3) generally cannot be solved in closed-form. In this subsection, we first show how to compute its approximate (optimal) solution $\check{\theta}_t$ through standard projected gradient descent (Algorithm 6) with bounded approximation gap (Proposition 2). We further show that both the UCB and the Thompson sampling pricing algorithms can also be adapted to the case of only accessing to the approximate solution $\check{\theta}_t$ (Algorithm 7 and 8 respectively) with regret upper bounds (Theorem 9 and Theorem 10 respectively). Finally, we provide a numerical experiment (Figure 3) to showcase the influence on the regret by using such approximate solutions.

D.3.1 (Approximate) Optimization Algorithm of Quasi-MLE problem.

In general, the quasi-MLE problem (3) does not have a closed-form solution. However, by introducing the regularization term, the (minus of) objective function $\lambda \underline{g} \|\theta\|_2^2 / 2 - \sum_{t'=1}^t l_{t'}(\theta)$ is strongly convex and thus (3) can be solved by the standard projected gradient descent as shown in Algorithm 6 (we refer readers to Section 3.4.1 in Bubeck et al. (2015) for more details).

Algorithm 6 Projected Gradient Descent for (3)

Input: Total update steps K , initial point $\theta'_1 \in \Theta$.

for $k = 1, \dots, K - 1$ **do**

 Update

$$\theta'_{k+1} = \text{Proj}_{\Theta} \left(\theta'_k - \eta_k \left(\sum_{t'=1}^t (D_{t'} - g(z_{t'}^\top \theta'_k)) \cdot z_{t'} - \lambda \underline{g} \theta'_k \right) \right),$$

 where $\text{Proj}_{\Theta}(\theta)$ is the projection function to project θ in Θ and $\eta_k = \frac{2}{\underline{g} \lambda_{\min}(M_t)(k+1)}$ (here $\lambda_{\min}(M_t) \geq \lambda$ is the minimum eigenvalue of M_t).

end for

Output: Approximate solution $\check{\theta}_t := \frac{\sum_{k=1}^K 2k\theta'_k}{K(K+1)}$.

The following Proposition 2 shows that the approximation gap between the output approximate solution $\check{\theta}_t$ of Algorithm 6 and the optimal solution $\hat{\theta}_t$ of the quasi-MLE problem (3), which measures the gap of their values of (3), can be bounded as a function of the total update steps K :

Proposition 2. *For any $\lambda > 0$ and $t = 1, \dots, T - 1$, function $\frac{\lambda \underline{g} \|\theta\|_2^2}{2} - \sum_{t'=1}^t l_{t'}(\theta)$ is $\underline{g} \lambda_{\min}(M_t)$ -strongly convex, where $\lambda_{\min}(M_t) \geq \lambda$ is the minimum eigenvalue of M_t . By applying Algorithm 6 with K steps, its output $\check{\theta}_t$ is an approximate solution of (3) such that*

$$\sum_{t'=1}^t l_{t'}(\hat{\theta}_t) - \frac{\lambda \underline{g} \|\hat{\theta}_t\|_2^2}{2} - \sum_{t'=1}^t l_{t'}(\check{\theta}_t) + \frac{\lambda \underline{g} \|\check{\theta}_t\|_2^2}{2} \leq \frac{2L_t^2}{\underline{g} \lambda_{\min}(M_t)(K+1)},$$

where $L_t := \max_{\theta \in \Theta} \|\sum_{t'=1}^t (D_{t'} - g(z_{t'}^\top \theta)) \cdot z_{t'} - \lambda \underline{g} \theta\|_2$ and $\mathbb{E}[L_t^2] \leq 12\bar{\sigma}^2 \bar{\theta}^2 t^2 + 3\bar{\sigma}^2 t + 3\lambda^2 \underline{g}^2 \bar{\theta}^2$.

Although $\mathbb{E}[L_t^2]$ increases squarely in t , the curvature of $\sum_{t'=1}^t l_{t'}(\theta)$ and thus $\lambda_{\min}(M_t)$ will also change based on the collated data. As an example, if x_t 's are i.i.d. from some distribution with a positive definite covariance matrix, $-\frac{\lambda \underline{g} \|\theta\|_2^2}{2} + \sum_{t'=1}^t l_{t'}(\theta)$ will be strongly convex with parameter $\lambda_{\min}(M_t) = \Omega(t)$ in expectation and thus the above convergence rate is roughly $O(t/K)$ for all $t = 1, \dots, T$.

Proof of Proposition 2.

Proof. We first prove the strong convexity in Θ of function $\lambda \underline{g} \|\theta\|_2^2 / 2 - \sum_{t'=1}^t l_{t'}(\theta)$. By the second-order Taylor's expansion, for any $\theta, \theta' \in \Theta$, recall $Q_t(\theta) = \sum_{t'=1}^t l_{t'}(\theta)$,

$$\begin{aligned} & \frac{\lambda \underline{g} \|\theta\|_2^2}{2} - Q_t(\theta) - \frac{\lambda \underline{g} \|\theta'\|_2^2}{2} + Q_t(\theta') \\ &= \langle -\nabla Q_t(\theta) + \lambda \underline{g} \theta, \theta - \theta' \rangle - \frac{1}{2} \left\langle \theta - \theta', \left(-\nabla^2 Q_t(\tilde{\theta}) + \lambda \underline{g} I_{2d} \right) (\theta - \theta') \right\rangle \\ &\leq \langle -\nabla Q_t(\theta) + \underline{g} \theta, \theta - \theta' \rangle - \frac{\underline{g} \lambda_{\min}(M_t)}{2} \|\theta - \theta'\|_2^2, \end{aligned}$$

where $\tilde{\theta} \in \Theta$ is some point on the line segment between θ and θ' by noting Θ is convex and the second

line is from Assumption 2:

$$-\nabla^2 Q_t(\tilde{\theta}) + \lambda \underline{g} I_{2d} = \sum_{t'=1}^t g' \left(z_t^\top \tilde{\theta} \right) z_{t'} z_{t'}^\top + \lambda \underline{g} I_{2d} \geq \underline{g} \cdot \sum_{t'=1}^t z_{t'} z_{t'}^\top + \lambda \underline{g} I_{2d} \geq \underline{g} M_t.$$

Thus, we can conclude the strong convexity. Further, noting $\lambda \underline{g} \|\theta\|_2^2 / 2 - Q_t(\theta)$ is L_t -Lipschitz with respect to Euclidean norm since L_t upper bounds the Euclidean norm of gradient $\lambda \underline{g} \theta - \nabla Q_t(\theta)$ by definition, we can directly apply the standard convergence analysis of projected gradient descent on strongly convex and Lipschitz objective function (e.g., Theorem 3.9 in [Bubeck et al. \(2015\)](#)), and get the second part of the proposition.

Now for bounding $\mathbb{E}[L_t^2]$, note

$$\begin{aligned} L_t &= \max_{\theta \in \Theta} \left\| \sum_{t'=1}^t (D_{t'} - g(z_{t'}^\top \theta)) \cdot z_{t'} - \lambda \underline{g} \theta \right\|_2 \\ &\leq \max_{\theta \in \Theta} \sum_{t'=1}^t \| (g(z_{t'}^\top \theta^*) - g(z_{t'}^\top \theta)) \cdot z_{t'} \|_2 + \left\| \sum_{t'=1}^t \epsilon_{t'} z_{t'} \right\|_2 + \lambda \underline{g} \|\theta\|_2 \\ &\leq \max_{\theta \in \Theta} \bar{g} \|\theta^* - \theta\|_2 \sum_{t'=1}^t \|z_{t'}\|_2^2 + \left\| \sum_{t'=1}^t \epsilon_{t'} z_{t'} \right\|_2 + \lambda \underline{g} \|\theta\|_2 \\ &\leq 2\bar{g}\bar{\theta}t + \left\| \sum_{t'=1}^t \epsilon_{t'} z_{t'} \right\|_2 + \lambda \underline{g} \bar{\theta} \end{aligned}$$

where the second line is by triangle inequality and definition of $D_{t'}$, the third line is by Holder's inequality with Assumption 1, and the last line is still from Assumption 1. Further, since

$$\mathbb{E} \left[\left\| \sum_{t'=1}^t \epsilon_{t'} z_{t'} \right\|_2^2 \right] = \mathbb{E} \left[\sum_{t'=1}^t \epsilon_{t'}^2 \|z_{t'}\|_2^2 \right] \leq \mathbb{E} \left[\sum_{t'=1}^t \epsilon_{t'}^2 \right] \leq t\bar{\sigma}^2,$$

by Assumption 3 and properties of sub-Gaussian variables (Proposition 2.5.2 in [Vershynin \(2018\)](#)), with elementary inequality $(x + y + z)^2 \leq 3(x^2 + y^2 + z^2)$ we can conclude the result. \square

D.3.2 Pricing Algorithms with Approximate Quasi-MLE Estimator

We first denote $\Delta_t, t = 1, \dots, T - 1$ as the upper bounds of approximation gap between the optimal solution $\hat{\theta}_t$ of (3) and its approximate solution $\check{\theta}_t$ (from Algorithm 6 with some K) as the following:

$$\sum_{t'=1}^t l_{t'}(\hat{\theta}_t) - \frac{\lambda \underline{g} \|\hat{\theta}_t\|_2^2}{2} - \sum_{t'=1}^t l_{t'}(\check{\theta}_t) + \frac{\lambda \underline{g} \|\check{\theta}_t\|_2^2}{2} \leq \Delta_t \quad \forall t = 1, \dots, T - 1, \quad (38)$$

which can be upper bounded as a function of K by Proposition 2. The following Algorithm 7 and Algorithm 8 show how to adapt the UCB (Algorithm 1) and the Thompson sampling (Algorithm 2) pricing algorithms to the case with the approximate solution $\check{\theta}_t$, with provable regret upper bounds as demonstrated by Theorem 9 and Theorem 10 respectively.

To account for this approximation gap, the confidence bound needs to be enlarged in the UCB pricing (Algorithm 7), and the sampling distribution should also be inflated in the Thompson sampling pricing (Algorithm 8). We also remark that the Assumption 4 for Algorithm 8 should be slightly changed in

that the set $\tilde{\Theta}$ should be redefined by

$$\tilde{\Theta} := \left\{ \theta \in \mathbb{R}^{2d} : \exists \tilde{\theta} \in \Theta, \|\theta - \tilde{\theta}\|_2 \leq 4\bar{\theta}\sqrt{\log(4T^2)} + \frac{4\bar{\sigma}}{\underline{g}} \sqrt{\left(2\log T + 2d\log\left(\frac{2d+T}{2d}\right)\right)\log(4T^2)} + 2\sqrt{\log(4T^2)\bar{\Delta}} \right\},$$

where $\bar{\Delta} = \max_{t=1,\dots,T-1} \Delta_t$. This is because the approximate quasi-MLE solution may further enlarge the sampling region.

Algorithm 7 UCB Pricing with Approximation

Input: Regularization parameter λ .

for $t = 1, \dots, T$ **do**

 Compute the estimators $\check{\theta}_{t-1}$ of (3) with approximation gap upper bounded by Δ_{t-1} and its confidence set

$$\Theta_t := \left\{ \theta \in \Theta : \|\theta - \check{\theta}_{t-1}\|_{M_{t-1}} \leq 2\sqrt{\lambda}\bar{\theta} + \frac{2\bar{\sigma}}{\underline{g}} \sqrt{2\log T + 2d\log\left(\frac{2d\lambda+T}{2d\lambda}\right)} + \sqrt{\frac{2}{\underline{g}}\Delta_{t-1}} \right\}.$$

 Observe covariates x_t and choose the UCB parameter which maximizes the expected revenue:

$$(\alpha_t, \beta_t) = \arg \max_{(\alpha, \beta) \in \Theta_t} r^*(x_t^\top \alpha, x_t^\top \beta). \quad (39)$$

 Set the price by

$$p_t = \arg \max_{p \in [\underline{p}, \bar{p}]} r(p; x_t^\top \alpha_t, x_t^\top \beta_t).$$

end for

Theorem 9. Under Assumptions 1, 2 and 3, with any sequence $\{x_t\}_{t=1,\dots,T}$, if we choose the regularization parameter $\lambda = 1$, the regret of Algorithm 7 is upper bounded by

$$4\bar{p}\bar{g} \left(\bar{\gamma} + \sqrt{\frac{2\bar{\Delta}}{\underline{g}}} \right) \sqrt{Td\log\left(\frac{2d+T}{2d}\right)} + 2\bar{p}\bar{D} = \tilde{O}\left(d\sqrt{T}\right),$$

where $\bar{\Delta} = \max_{t=1,\dots,T-1} \Delta_t$ and $\bar{\gamma} = 2\bar{\theta} + \frac{2\bar{\sigma}}{\underline{g}} \sqrt{2\log T + 2d\log\left(\frac{2d+T}{2d}\right)}$ represents an upper bound for the confidence volume.

Algorithm 8 Thompson Sampling Pricing with Approximation

Input: Regularization parameter λ .

for $t = 1, \dots, T$ **do**

 Compute the estimator $\check{\theta}_{t-1}$ of (3) with approximation gap upper bounded by Δ_{t-1} , observe feature x_t .

 Compute the estimator $(\hat{a}_t, \hat{b}_t) := (x_t^\top \check{\alpha}_{t-1}, x_t^\top \check{\beta}_{t-1})$.

 Sample $\eta_t \sim \mathcal{N}(0, I_2)$ and compute the parameter

$$(\tilde{a}_t, \tilde{b}_t) := (\hat{a}_t, \hat{b}_t) + \left(2\sqrt{\lambda}\bar{\theta} + \frac{2\bar{\sigma}}{\underline{g}} \sqrt{2\log T + 2d\log\left(\frac{2d\lambda+T}{2d\lambda}\right)} + \sqrt{\frac{2}{\underline{g}}\Delta_{t-1}} \right) \tilde{M}_{t-1}^{-1/2} \eta_t. \quad (40)$$

 Set the price by

$$p_t = \arg \max_{p \in [\underline{p}, \bar{p}]} r(p; \tilde{a}_t, \tilde{b}_t),$$

 and observe the demand D_t .

end for

Theorem 10. Under Assumption 1, 3, 4, with any sequence $\{x_t\}_{t=1,\dots,T}$ and any $T \geq 6$, if we choose the regularization parameter $\lambda = 1$, the regret of Algorithm 8 can be bounded by

$$36\bar{g}\bar{p} \left(\bar{\gamma} + \sqrt{\frac{2\bar{\Delta}}{g}} \right) \sqrt{2e\pi dT \log \left(\frac{2d\lambda + T}{2d\lambda} \right) \log(4T^2) + 2\bar{D}\bar{p}} = \tilde{O} \left(d\sqrt{T} \right),$$

where $\bar{\Delta} = \max_{t=1,\dots,T-1} \Delta_t$ and $\bar{\gamma} = 2\bar{\theta} + \frac{2\bar{\sigma}}{g} \sqrt{2 \log T + 2d \log \left(\frac{2d+T}{2d} \right)}$.

Theorem 9 and Theorem 10 provide regret upper bounds for Algorithm 7 and Algorithm 8 respectively. The proof ideas of them are almost identical to those of Theorem 1 and Theorem 3 by using the following lemma captures the distance between the approximate solution $\check{\theta}_t$ and the optimal solution $\hat{\theta}_t$. The lemma justifies the choice of the confidence set in Algorithm 7 and the sampling step in Algorithm 8, and can be implied from the optimality condition. The exact proof can be founded in the end of this subsection.

Lemma 12. Recall that $\hat{\theta}_t$ is the optimal solution to the optimization problem (3). For any $\theta \in \Theta$, we have

$$\sum_{t'=1}^t l_{t'}(\hat{\theta}_t) - \frac{\lambda g \|\hat{\theta}_t\|_2^2}{2} - \sum_{t'=1}^t l_{t'}(\theta) + \frac{\lambda g \|\theta\|_2^2}{2} \geq \frac{1}{2} g \|\hat{\theta}_t - \theta\|_{M_t}^2.$$

Numerical experiment.

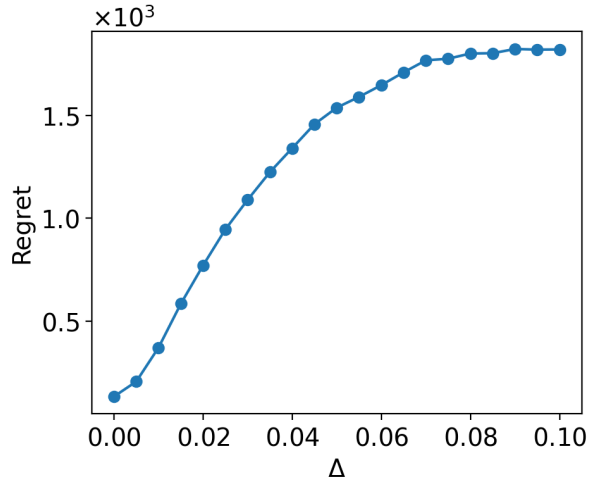


Figure 3: Regret when varying Δ in Algorithm 8.

Figure 3 demonstrates the performances of Algorithm 8 on the same demand setting as §6 with different approximation gaps $\bar{\Delta}$. We set

$$\check{\theta}_t = \hat{\theta}_t + \Delta \times [1, 1, \dots, 1]$$

as the approximate estimators used in Algorithm 8 and thus by simple computation $\bar{\Delta} \propto \Delta$. We plot the regrets at $T = 1500$ and $d = 6$ over $\Delta = 0, 0.005, 0.01, \dots, 0.1$. From Figure 3, the regret is roughly $\propto \sqrt{\Delta}$, which is consistent with the analysis of Algorithm 8 in Theorem 10. Here the sampling step of Algorithm 8 is by

$$(\hat{a}_t, \hat{b}_t) + \left(\frac{\sqrt{d}}{10} + \frac{T\Delta}{10} \right) \tilde{M}_{t-1}^{-1/2} \eta_t.$$

Proof of Lemma 12.

Proof. Recall that the regularized quasi-MLE at time t is defined as

$$Q_t(\theta) - \frac{\lambda \underline{g} \|\theta\|_2^2}{2},$$

where $Q_t(\theta) = \sum_{t'=1}^t l_t(\theta)$, with Hessian matrix

$$\sum_{t'=1}^t -g'(z_{t'}^\top \theta) z_{t'} z_{t'}^\top - \lambda \underline{g} I_{2d},$$

which is negative definite by the assumption that $g'(z_t^\top \theta) > 0$ (in the feasible domain of related parameters). Thus, the regularized quasi-MLE is concave in θ . We can then perform a second-order Taylor's expansion around the optimal solution $\hat{\theta}_t$ in Θ with any point $\theta \in \Theta$,

$$\begin{aligned} & Q_t(\hat{\theta}_t) - \frac{\lambda \underline{g} \|\hat{\theta}_t\|_2^2}{2} - Q_t(\theta) + \frac{\lambda \underline{g} \|\theta\|_2^2}{2} \\ &= - \left\langle \nabla Q_t(\hat{\theta}_t) - \lambda \underline{g} \hat{\theta}_t, \theta - \hat{\theta}_t \right\rangle - \frac{1}{2} \left\langle \hat{\theta}_t - \theta, (\nabla^2 Q_t(\theta') - \lambda \underline{g} I_{2d}) (\hat{\theta}_t - \theta) \right\rangle \\ &\geq - \frac{1}{2} \left\langle \hat{\theta}_t - \theta, (\nabla^2 Q_t(\theta') - \lambda \underline{g} I_{2d}) (\hat{\theta}_t - \theta) \right\rangle \\ &\geq \frac{1}{2} \underline{g} \|\hat{\theta}_t - \theta\|_{M_t}^2, \end{aligned}$$

where $\theta' \in \Theta$ is a point between θ and $\hat{\theta}_t$, the first inequality is by the concavity and the optimality of $\hat{\theta}_t$ in the compact set Θ , and the second inequality is by $-\nabla^2 Q_t(\theta') \geq \underline{g} \sum_{t'=1}^t z_{t'} z_{t'}^\top$. \square

E Appendix for Numerical Experiments

Benchmarks.

- **CILS.** By covariate-free constrained iterated least square (CILS) algorithm (Keskin and Zeevi, 2014), the price p_t is set by

$$p_t = \begin{cases} \bar{p}_{t-1} + \text{sgn}(\delta_t) \kappa t^{-\frac{1}{4}}, & \text{if } |\delta_t| < \kappa t^{-\frac{1}{4}}, \\ p^*(\hat{\theta}_t), & \text{otherwise,} \end{cases}$$

where $\hat{\theta}_t$ is the least square estimator for the unknown parameters, \bar{p}_{t-1} is the average of the prices over the period 1 to $t-1$, and $\delta_t = p^*(\hat{\theta}_t) - \bar{p}_{t-1}$. The intuition is that if the tentative price $p^*(\hat{\theta}_t)$ stays too close to the history average, we will introduce a small perturbation as price experimentation to encourage the parameter learning. The parameter κ is a hyper-parameter.

- **Greedy_Single.** The price p_t is set as the solution of the single-period pricing problem with inventory constraint based on (\hat{a}_t, \hat{b}_t) :

$$\begin{aligned} & \max_{p_t} p_t \cdot g(\hat{a}_t + \hat{b}_t \cdot p_t) \\ & \text{s.t. } g(\hat{a}_t + \hat{b}_t \cdot p_t) \leq c, \\ & p_t \in [0.1, 5]. \end{aligned}$$

Further, when $\hat{a}_t < 0$ or $\hat{b}_t > 0$, we choose $p_t = 5$ for saving the inventory under large uncertainty.

- **Greedy_Dual.** Greedy_Dual is same as TS_Dual expect replacing $(\tilde{a}_t, \tilde{b}_t)$ by (\hat{a}_t, \hat{b}_t) . Specifically, we replace equation (12) by

$$p_t = \arg \max_{p \in [\mu_t, 5]} \tilde{r}(p; \mu_t, \hat{a}_t, \hat{b}_t).$$

Hyper-parameter Tuning.

For all UCB and TS algorithms, we choose the regularization parameter $\lambda = 1$. And after moderate tuning, we choose the hyper-parameter (if any) of each algorithm as follows:

- CILS: We choose $\kappa = \frac{d}{10}$ in our experiments.
- UCB: We set the confidence set for UCB algorithm (with any number of Monte Carlo samples) by

$$\Theta_t = \left\{ \theta \in \Theta : \left\| \hat{\theta}_{t-1} - \theta \right\|_{M_{t-1}}^2 \leq \frac{d}{10} \right\}.$$

- TS and TS_Ori: We sample the TS parameter by $(\hat{a}_t, \hat{b}_t) + \frac{\sqrt{d}}{10} \tilde{M}_{t-1}^{-1/2} \eta_t$ for TS and $\hat{\theta}_{t-1} + \frac{\sqrt{d}}{25} M_{t-1}^{-1/2} \eta_t$ for TS_Ori.
- TS_Dual: We sample the TS parameter by $(\hat{a}_t, \hat{b}_t) + \frac{\sqrt{d}}{10} \tilde{M}_{t-1}^{-1/2} \eta_t$, and the update step for the dual variable is set by:

$$\mu_{t+1} = \text{Proj}_{[0,5]} (\mu_t + 0.05 \cdot (D_t - c)).$$

- Greedy_Dual: The update step for the dual variable is set by:

$$\mu_{t+1} = \text{Proj}_{[0,5]} (\mu_t + 0.05 \cdot (D_t - c)).$$