

# A PRACTICAL DATA-FREE APPROACH TO ONE-SHOT FEDERATED LEARNING WITH HETEROGENEITY

Jie Zhang<sup>1\*†</sup>, Chen Chen<sup>1†</sup>, Bo Li<sup>2‡</sup>, Lingjuan Lyu<sup>3</sup>, Shuang Wu<sup>2</sup>, Jianghe Xu<sup>2</sup>, Shouhong Ding<sup>2</sup>, Chao Wu<sup>1</sup>

<sup>1</sup> Zhejiang University

<sup>2</sup> Tencent Youtu Lab

<sup>3</sup> Sony AI

## ABSTRACT

One-shot Federated Learning (FL) has recently emerged as a promising approach, which allows the central server to learn a model in a single communication round. Despite the low communication cost, existing one-shot FL methods are mostly impractical or face inherent limitations, e.g., a public dataset is required, clients' models are homogeneous, need to upload additional data/model information. To overcome these issues, we propose a more practical data-free approach named FedSyn for one-shot FL framework with heterogeneity. Our FedSyn trains the global model by a data generation stage and a model distillation stage. To the best of our knowledge, FedSyn is the first method that can be practically applied to various real-world applications due to the following advantages: (1) FedSyn requires no additional information (except the model parameters) to be transferred between clients and the server; (2) FedSyn does not require any auxiliary dataset for training; (3) FedSyn is the first to consider both model and statistical heterogeneities in FL, i.e., the clients' data are non-iid and different clients may have different model architectures. Experiments on a variety of real-world datasets demonstrate the superiority of our FedSyn. For example, FedSyn outperforms the best baseline method Fed-ADI by 5.08% on CIFAR10 dataset when data are non-iid.

## 1 Introduction

Federated learning (FL) [27] has emerged as a promising learning paradigm which allows multiple clients to collaboratively train a better global model without exposing their private training data. In FL, each client trains a local model on its own data and needs to periodically share its high-dimensional local model parameters (gradients) with a (central) server, this incurs a high communication cost and limits its practicality in real-world applications.

For example, in model market scenarios, we can only buy the final trained model from the market and are unable to involve the model we bought in a FL system [16]. Moreover, frequently sharing information is at a high risk of being attacked. For instance, frequent communication can be easily intercepted by attackers, who can launch man-in-the-middle attacks [30] or even reconstruct the training data from gradients [34].

A promising solution to the above problem is one-shot FL [5]. In one-shot FL, clients only need to upload their local models in a single round, which largely reduces the communication cost, and makes the method more practical in real-world applications (e.g., model market). In addition, compared with the multi-round FL, one-shot FL also reduces the probability of being intercepted by malicious attackers due to the one round property [25, 24, 22].

However, existing one-shot FL studies [5, 16, 40, 4] are still hard to apply in real-world applications, due to impractical settings, or unsatisfactory performance. [5] and [16] involved a public dataset for training, which may be impractical in very sensitive scenarios such as the biomedical domains [26, 23]. [40] adopted dataset distillation [32] in one-shot FL, but could hardly achieve satisfactory performance. [4] utilized cluster-based method in one-shot FL, which required to upload the cluster means to the server, causing additional communication cost. In addition, none of these

\*This work was done during Jie Zhang's internship at Tencent Youtu Lab.

†Equal contributions.

‡Corresponding author.

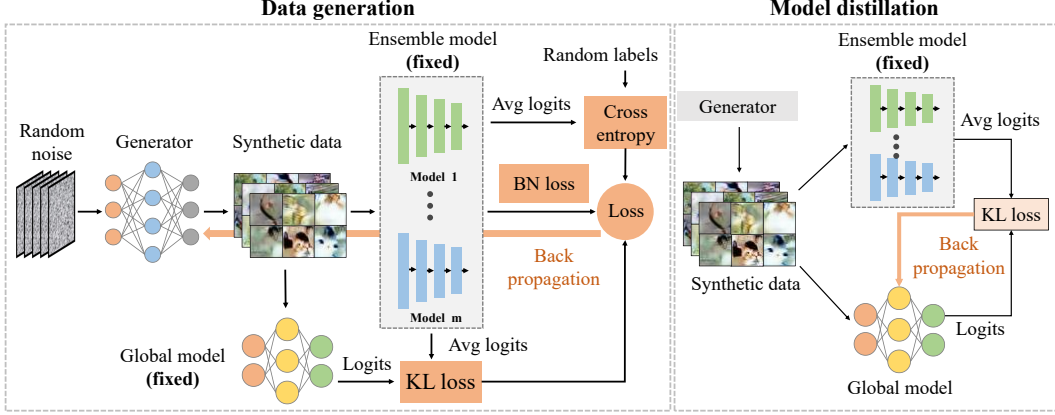


Figure 1: An illustration of training process of FedSyn on the server, which consists of two stages: (1) In data generation stage, we train an auxiliary generator that considers similarity, stability, and transferability at the same time; (2) In model distillation stage, we distill the knowledge of the ensemble models and transfer to global model.

methods considered model heterogeneity, i.e., different clients have different model architectures [18], which is very common in practical scenarios. For instance, in model market scenarios, models sold by different sellers are likely to be heterogeneous. Therefore, developing a practical one-shot FL method is in urgent need.

In this work, we are motivated to propose a novel two-stage one-shot FL framework named FedSyn. In the first stage, we utilize the ensemble models (i.e., ensemble of local models uploaded by clients) to train a generator, which can generate high-quality unlabeled data for training in the second stage. In the second stage, we distill the knowledge of the ensemble models to the (server’s) global model. Our model distillation-based method can deal with statistical heterogeneity, i.e., the clients’ data are not independent and identically distributed (non-iid). Moreover, since no aggregation operation is needed, our framework can handle model heterogeneity, i.e., clients can have different model architectures. In summary, our main contributions include:

- We present a practical data-free approach to one-shot federated learning framework named FedSyn, which trains the global model by a data generation stage and a model distillation stage. In the first stage, we train a generator that considers *similarity*, *stability*, and *transferability* at the same time. In the second stage, we use the ensemble models and the data generated by the generator to train a global model.
- The setting of FedSyn is practical in the following aspects. First, FedSyn requires no additional information (except the model parameters) to be transferred between clients and the server; Second, FedSyn does not require any auxiliary dataset for training; Third, FedSyn is the first to consider both model and statistical heterogeneities, i.e., the clients’ data are non-iid and different clients may have different model architectures. To the best of our knowledge, FedSyn is the first method that can handle all the above practical issues.
- FedSyn is a compatible approach, which can be combined with any local training techniques to further improve the performance of the global model. For instance, we can adopt LDAM [1] to train the clients’ local models, and improve the accuracy of the global model (refer to Section 3.3 and Section 4.2).
- Extensive experiments on various datasets verify the effectiveness of our proposed FedSyn. For example, FedSyn outperforms the best baseline method Fed-ADI [35] by 5.08% on CIFAR10 dataset when data are non-iid.

## 2 Notation and preliminaries

### 2.1 Notation

We use  $\mathcal{C}$  to denote the set of clients and  $m = |\mathcal{C}|$  to denote the cardinality of set  $\mathcal{C}$ . We use superscript  $k$  to denote the elements of  $k$ -th client,  $f^k(\cdot)$  to denote the model of  $k$ -th client, and  $\theta^k$  to denote the parameter of  $f^k(\cdot)$ . We use subscript  $S$  to denote the elements of the global model,  $f_S(\cdot)$  to denote the global model,  $\theta_S$  to denote the parameter of  $f_S(\cdot)$ , and  $\eta_S$  to denote the learning rate of the global model. We use subscript  $G$  to denote elements of the auxiliary generator.  $G(\cdot)$  denotes the generator,  $\theta_G$  denotes the parameter of  $G(\cdot)$ , and  $\eta_G$  denotes the learning rate of the

generator. We use subscript  $i$  to denote elements of the  $i$ -th sample.  $\mathbf{z}_i$ ,  $\hat{\mathbf{x}}_i$ , and  $\mathbf{y}_i$  denote the random noise, synthetic data, and corresponding label of the  $i$ -th sample.

## 2.2 Federated Learning

Suppose there are  $m$  clients in a FL system, and each client  $k$  has its own dataset  $\mathcal{D}_k = \{\mathbf{x}_i, \mathbf{y}_i\}_{i=1}^{n_k}$  with  $n_k = |\mathcal{D}_k|$  being the size of local data. Each client  $k$  optimizes its local model by minimizing the following objective function.

$$\min_{\theta^k} \frac{1}{n_k} \sum_{i=1}^{n_k} \ell(f^k(\mathbf{x}_i), \mathbf{y}_i), \quad (1)$$

where  $f^k()$  and  $\theta^k$  are the local model and local model parameter of client  $k$  respectively. Then, client  $k$  uploads  $\theta^k$  to the server for aggregation. After receiving the uploaded model parameters from the  $m$  clients, the server computes the aggregated global model parameter as follows.

$$\theta_S = \sum_{k=1}^m \frac{n_k}{n} \theta^k, \quad (2)$$

where  $n = \sum_{k=1}^m n_k$  is the total size of training data (of all clients) and  $\theta_S$  is the server's global model parameter. Afterwards, the server distributes  $\theta_S$  to all clients for training in the next round. However, such a training procedure needs frequent communication between the clients and the server, thus incurs a high communication cost, which may be intolerable in practice [16].

## 2.3 One-shot Federated Learning

A promising solution to reduce the communication cost in FL is one-shot FL, which is first introduced by [5]. In one-shot FL, each client only uploads its local model parameter to the server once. After obtaining the global model, the server does not need to distribute the global model to the clients for further training. There is only one unidirectional communication between clients and the server, thus it highly reduces the communication cost and makes it more practical in reality. Moreover, one-shot FL also reduces the risk of being attacked, since the communication happens only once. However, the main problem of one-shot FL is the difficult convergence of the global model and it is hard to achieve a satisfactory performance especially when the data on clients are non-iid.

[5] and [16] used ensemble distillation to improve the performance of one-shot FL. However, they introduced a public dataset to enhance training, which is not practical. In addition to model distillation, dataset distillation [32] is also an alternative prevailing approach. [40] and [10] proposed to apply dataset distillation to one-shot FL, where each client distills its private dataset and transmits distilled data to the server. However, data distillation methods fail to offer satisfactory performance. [4] utilized cluster-based method in one-shot FL, but they required to upload the cluster means to the server, which incurs additional communication cost.

Overall, none of the above methods can be practically applied. In addition, none of these studies consider both model and statistical heterogeneities, which are two main challenges in FL [17]. This leads to a fundamental yet so far unresolved question: *“Is it possible to conduct one-shot FL without the need to share additional information or rely on any auxiliary dataset, while compatible with both model and statistical heterogeneities?”*

## 3 Practical One-shot Federated Learning

In this section, we first introduce our proposed two-stage one-shot federated learning framework named FedSyn, then we present each stage in more detail.

### 3.1 System Overview

An illustration of the learning procedure is demonstrated in Figure 1, and the whole training process of FedSyn is shown in Algorithm 1. After clients upload their local models to the server, the server trains a global model with FedSyn in two stages. In the data generation stage (first stage), we train an auxiliary generator that can generate high-quality unlabeled data by the ensemble models, i.e., ensemble of local models uploaded by clients. In the model distillation stage (second stage), we use the ensemble models and the synthetic data (generated by the generator) to train a global model.

To the best of our knowledge, FedSyn is the first practical framework that can conduct one-shot FL without the need to share additional information or rely on any auxiliary dataset, while considers both model and statistical heterogeneities.

---

**Algorithm 1** Training process of FedSyn

---

**Input:** Number of client  $m$ , clients' local models  $\{f^1(), \dots, f^m()\}$ , generator  $G(\cdot)$  with parameter  $\theta_G$ , learning rate of the generator  $\eta_G$ , number of training rounds  $T_G$  for generator in each epoch, global model  $f_S()$  with parameter  $\theta_S$ , learning rate of the global model  $\eta_S$ , global model training epochs  $T$ , and batch size  $b$ .

**Output:** Trained parameter of the global model  $\theta_S$ .

```
1: for each client  $k \in \mathcal{C}$  in parallel do
2:    $\theta^k \leftarrow \text{LocalUpdate}(k)$ 
3: end for
4: Initialize parameter  $\theta_G$  and  $\theta_S$ 
5: for epoch=1,  $\dots$ ,  $T$  do
6:   Sample a batch of noises and labels  $\{\mathbf{z}_i, \mathbf{y}_i\}_{i=1}^b$ 
7:   // data generation stage
8:   for  $j = 1, \dots, T_G$  do
9:     Generate  $\{\hat{\mathbf{x}}_i\}_{i=1}^b$  with  $\{\mathbf{z}_i\}_{i=1}^b$  and  $G(\cdot)$ 
10:     $\theta_G \leftarrow \theta_G - \eta_G \frac{1}{b} \sum_{i=1}^b \nabla_{\theta_G} \ell_{gen}(\hat{\mathbf{x}}_i, \mathbf{y}_i; \theta_G)$ 
11:  end for
12:  // model distillation stage
13:  Generate  $\{\hat{\mathbf{x}}_i\}_{i=1}^b$  with  $\{\mathbf{z}_i\}_{i=1}^b$  and  $G(\cdot)$ 
14:   $\theta_S \leftarrow \theta_S - \eta_S \frac{1}{b} \sum_{i=1}^b \nabla_{\theta_S} \ell_{dis}(\hat{\mathbf{x}}_i; \theta_S)$ 
15: end for
16: return  $\theta_S$ 
```

---

### 3.2 Data Generation

In the first stage, we aim to train a generator to generate unlabeled data. Specifically, given the ensemble of well-trained models uploaded by clients, our goal is to train a generator that can generate high-quality data that are similar to the training data of clients, i.e., share the same distribution with the training data of clients. Recent work [21] generated data by utilizing a pre-trained generative adversarial network (GAN). However, such a method is unable to generate high-quality data as the pre-trained GAN is trained on public datasets, which is likely to have different data distribution from the training data of clients. Moreover, we need to consider both model and statistical heterogeneities, which makes the problem more complicated.

To solve these issues, we propose to train a generator that considers *similarity*, *stability*, and *transferability*. The data generation process is shown in line 8 to 11 in Algorithm 1. In particular, given a random noise  $\mathbf{z}$  (generated from a standard Gaussian distribution) and a random one-hot label  $\mathbf{y}$  (generated from a uniform distribution), the generator  $G(\cdot)$  aims to generate a synthetic data  $\hat{\mathbf{x}} = G(\mathbf{z})$  such that  $\hat{\mathbf{x}}$  is similar to the training data (with label  $\mathbf{y}$ ) of clients.

**Similarity** First, we need to consider the similarity between synthetic data  $\hat{\mathbf{x}}$  and the training data. Since we are unable to access the training data of clients, we cannot compute the similarity between the synthetic data and the training data directly. Instead, we first compute the average logits (i.e., outputs of the last fully connected layer) of  $\hat{\mathbf{x}}$  computed by the ensemble models.

$$D(\hat{\mathbf{x}}; \{\theta^k\}_{k=1}^m) = \frac{1}{m} \sum_{k \in \mathcal{C}} f^k(\hat{\mathbf{x}}; \theta^k), \quad (3)$$

where  $m = |\mathcal{C}|$ , and  $D(\hat{\mathbf{x}}; \{\theta^k\}_{k=1}^m)$  is the average logits of  $\hat{\mathbf{x}}$ ,  $\theta^k$  is the parameter of the  $k$ -th client. And  $f^k(\hat{\mathbf{x}}; \theta^k)$  is the prediction function of client  $k$  that outputs the logits of  $\hat{\mathbf{x}}$  given parameter  $\theta^k$ . For simplicity, we use  $D(\hat{\mathbf{x}})$  denote  $D(\hat{\mathbf{x}}; \{\theta^k\}_{k=1}^m)$  for the rest of the paper.

Then, we minimize the average logits and the random label  $\mathbf{y}$  with the following cross-entropy (CE) loss.

$$\ell_{CE}(\hat{\mathbf{x}}, \mathbf{y}; \theta_G) = CE(D(\hat{\mathbf{x}}), \mathbf{y}), \quad (4)$$

It is expected that the synthetic images can be classified into one particular class with a high probability by the ensemble models. In fact, during the training phase, the loss between  $D(\hat{\mathbf{x}})$  and  $\mathbf{y}$  can easily reduce to almost 0, which indicates the synthetic data matches the ensemble models perfectly. However, by utilizing only the CE loss, we cannot achieve a high performance (please refer to Section 4.2 for detail). We conjecture this is because the ensemble models are trained on non-iid data, the generator may be unstable and trapped into sub-optimal local minima or overfit to the synthetic data [31, 19].

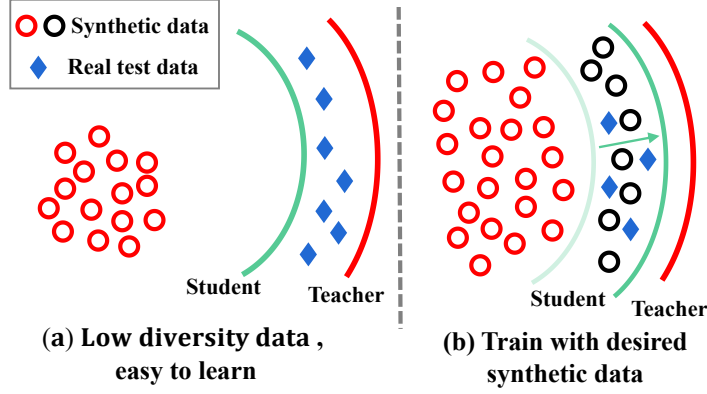


Figure 2: The illustration of generated data and decision boundary of ensemble models (teachers) and global model (student). **Left panel:** Synthetic data (red circles) are far away from the decision boundary, which is unhelpful to the transfer of knowledge. **Right panel:** By utilizing our boundary support loss, we can generate more synthetic data near the decision boundaries (black circles), which can help the global model better learn the decision boundary of the ensemble models.

**Stability** Second, to improve the stability of the generator, we propose to add an additional regularization to stabilize the training. In particular, we utilize the Batch Normalization (BN) loss to make the synthetic data conform with the batch normalization statistics [35].

$$\ell_{BN}(\hat{\mathbf{x}}; \theta_G) = \frac{1}{m} \sum_{k \in \mathcal{C}} \sum_l (\|\mu_l(\hat{\mathbf{x}}) - \mu_{k,l}\| + \|\sigma_l^2(\hat{\mathbf{x}}) - \sigma_{k,l}^2\|), \quad (5)$$

where  $\mu_l(\hat{\mathbf{x}})$  and  $\sigma_l^2(\hat{\mathbf{x}})$  are the batch-wise mean and variance estimates of feature maps corresponding to the  $l$ -th BN layer of the generator  $G(\cdot)$ <sup>4</sup>,  $\mu_{k,l}$  and  $\sigma_{k,l}^2$  are the mean and variance of the  $l$ -th BN layer [8] of  $f^k(\cdot)$ . The BN loss minimizes the distance between the feature map statistics of the synthetic data and the training data of clients. As a result, the synthetic data can have a similar distribution to the training data of clients.

**Transferability** By utilizing the CE loss and BN loss, we can train a generator that can generate high-quality synthetic data, but we observed that the synthetic data are likely to be far away from the decision boundary (of the ensemble models), which makes the ensemble models (teachers) hard to transfer their knowledge to the global model (student). We illustrate the observation in the left panel of Figure 2. S and T are the decision boundaries of the global model (the detail of the global model is introduced in Section 3.3) and ensemble models respectively. The essence of knowledge distillation is transferring the information of decision boundary from the teacher model to the student model [7]. We aim to learn the decision boundary of global model and have a high classification accuracy on the real test data (blue diamonds). However, the generated synthetic data (red circles) are likely to be on the same side of the two decision boundaries and unhelpful to the transfer of knowledge [7]. To solve this problem, we argue to generate more synthetic data that fall between the decision boundaries of the ensemble models and the global model. We illustrate our idea in the right panel of Figure 2. Red circles are synthetic data on the same side of the decision boundary, which are less helpful in learning the global model. Black circles are synthetic data between the decision boundaries, i.e., the global model and the ensemble models have different predictions on these data. Black circles can help the global model better learn the decision boundary of the ensemble models.

Motivated by the above observations, we introduce a new boundary support loss, which urges the generator to generate more synthetic data between the decision boundaries of the ensemble models and the global model. We divide the synthetic data into 2 sets: (1) the global model and the ensemble models have the same predictions on data in the first set ( $\arg \max_c D^{(c)}(\hat{\mathbf{x}}) = \arg \max_c f_S^{(c)}(\hat{\mathbf{x}}; \theta_S)$ ); (2) different predictions on data in the second set ( $\arg \max_c D^{(c)}(\hat{\mathbf{x}}) \neq \arg \max_c f_S^{(c)}(\hat{\mathbf{x}}; \theta_S)$ ), where  $D^{(c)}(\hat{\mathbf{x}})$  and  $f_S^{(c)}(\hat{\mathbf{x}}; \theta_S)$  are the logits for the  $c$ -th label of the ensemble models and the global model respectively. The data in the first set are on the same side of those two decision boundaries (red circles in Figure 2) while the data in the second set (black circles in Figure 2) are between the decision boundaries of the ensemble models and the global model. We maximize the differences of predictions of the global

<sup>4</sup>We assume the input is a batch of data.

Table 1: Accuracy of different methods across  $\alpha = \{0.1, 0.3, 0.5\}$  on different datasets. Best results are in bold.

Dataset	MNIST			FMNIST			CIFAR10			SVHN			CIFAR100			Tiny-ImageNet		
Method	$\alpha=0.1$	$\alpha=0.3$	$\alpha=0.5$	$\alpha=0.1$	$\alpha=0.3$	$\alpha=0.5$	$\alpha=0.1$	$\alpha=0.3$	$\alpha=0.5$	$\alpha=0.1$	$\alpha=0.3$	$\alpha=0.5$	$\alpha=0.1$	$\alpha=0.3$	$\alpha=0.5$	$\alpha=0.1$	$\alpha=0.3$	$\alpha=0.5$
FedAvg	48.24	72.94	90.55	41.69	82.96	83.72	23.93	27.72	43.67	31.65	61.51	56.09	4.58	11.61	12.11	3.12	10.46	11.89
FedDF	60.15	74.01	92.18	43.58	80.67	84.67	40.58	46.78	53.56	49.13	73.34	73.98	28.17	30.28	36.35	15.34	18.22	27.43
Fed-DAFL	64.38	74.18	93.01	47.14	80.59	84.02	47.34	53.89	58.59	53.23	76.56	78.03	28.89	34.89	38.19	18.38	22.18	28.22
Fed-ADI	64.13	75.03	93.49	48.49	81.15	84.19	48.59	54.68	59.34	53.45	77.45	78.85	30.13	35.18	40.28	19.59	25.34	30.21
FedSyn (ours)	<b>66.61</b>	<b>76.48</b>	<b>95.82</b>	<b>50.29</b>	<b>83.96</b>	<b>85.94</b>	<b>50.26</b>	<b>59.76</b>	<b>62.19</b>	<b>55.34</b>	<b>79.59</b>	<b>80.03</b>	<b>32.03</b>	<b>37.32</b>	<b>42.07</b>	<b>22.44</b>	<b>28.14</b>	<b>32.34</b>

model and the ensemble models on data in the second set with Kullback-Leibler divergence loss as follows.

$$\ell_{div}(\hat{\mathbf{x}}; \boldsymbol{\theta}_G) = -\omega KL(D(\hat{\mathbf{x}}), f_S(\hat{\mathbf{x}}; \boldsymbol{\theta}_S)), \quad (6)$$

where  $KL(\cdot, \cdot)$  denotes the Kullback-Leibler (KL) divergence loss,  $\omega = \mathbb{1}(\arg \max_c D^{(c)}(\hat{\mathbf{x}}) \neq \arg \max_c f_S^{(c)}(\hat{\mathbf{x}}; \boldsymbol{\theta}_S))$  outputs 0 for data in the first set and 1 for data in the second set, and  $\mathbb{1}(a)$  is the indicator function that outputs 1 if  $a$  is true and outputs 0 if  $a$  is false. By maximizing the KL divergence loss, the generator can generate more synthetic data that are more helpful to the model distillation stage (refer to Section 3.3 for detail) and further improve the transferability of the ensemble models.

By combining the above losses, we can obtain the generator loss as follows.

$$\begin{aligned} \ell_{gen}(\hat{\mathbf{x}}, \mathbf{y}; \boldsymbol{\theta}_G) &= \ell_{CE}(\hat{\mathbf{x}}, \mathbf{y}; \boldsymbol{\theta}_G) + \lambda_1 \ell_{BN}(\hat{\mathbf{x}}; \boldsymbol{\theta}_G) \\ &\quad + \lambda_2 \ell_{div}(\hat{\mathbf{x}}; \boldsymbol{\theta}_G), \end{aligned} \quad (7)$$

where  $\lambda_1$  and  $\lambda_2$  are scaling factors for the losses.

Last, we optimize the parameter of the generator by gradient descent.

$$\boldsymbol{\theta}_G = \boldsymbol{\theta}_G - \eta_G \nabla_{\boldsymbol{\theta}_G} \ell_{gen}(\hat{\mathbf{x}}, \mathbf{y}; \boldsymbol{\theta}_G), \quad (8)$$

where  $\eta_G$  is the learning rate of the generator.

### 3.3 Model Distillation

In the second stage, we train the global model with the generator (discussed in the previous section) and the ensemble models. Previous research [38, 21] showed that model ensemble provides a general method for improving the accuracy and stability of learning models. Motivated by [38], we propose to use the ensemble models as a teacher to train a student (global) model. A straightforward method is to obtain the global model by aggregating the parameters of all client models (e.g., by FedAvg [27]). However, in real-world applications, clients are likely to have different model architectures [29], making FedAvg useless. Moreover, since the data in different clients are non-iid, FedAvg cannot deliver a good performance or even diverge [19].

To this end, we follow [21] to distill the knowledge of the ensemble models to the global model by minimizing the predictions between the ensemble models and the student global model on the same synthetic data. The model distillation process is shown in line 13 to 14 in Algorithm 1. First, we compute the average logits of the synthetic data according to Eq. (3), i.e.,  $D(\hat{\mathbf{x}}) = \frac{1}{m} \sum_{k \in \mathcal{C}} f^k(\hat{\mathbf{x}}; \boldsymbol{\theta}^k)$ . In contrast to traditional aggregation methods (e.g., FedAvg) that are unable to aggregate heterogeneous models, averaging logits can easily be applied to both heterogeneous and homogeneous FL systems.

Then, we use the average logits to distill the knowledge of the ensemble models by minimizing the following objective function.

$$\ell_{dis}(\hat{\mathbf{x}}; \boldsymbol{\theta}_S) = KL(D(\hat{\mathbf{x}}), f_S(\hat{\mathbf{x}}; \boldsymbol{\theta}_S)). \quad (9)$$

By minimizing the KL loss, we can train a global model with the knowledge of the ensemble models and the synthetic data regardless of data and model heterogeneity.

Last, we optimize the parameter of global model by gradient descent.

$$\boldsymbol{\theta}_S = \boldsymbol{\theta}_S - \eta_S \nabla_{\boldsymbol{\theta}_S} \ell_{dis}(\hat{\mathbf{x}}; \boldsymbol{\theta}_S), \quad (10)$$

where  $\eta_S$  is the learning rate of the global model.

Note that FedSyn has no restriction on the clients' local models, i.e., clients can train models with arbitrary techniques. Thus, FedSyn is a compatible approach, which can be combined with any local training techniques to further improve the performance of the global model. We further discuss the combination of local training techniques in Section 4.2.



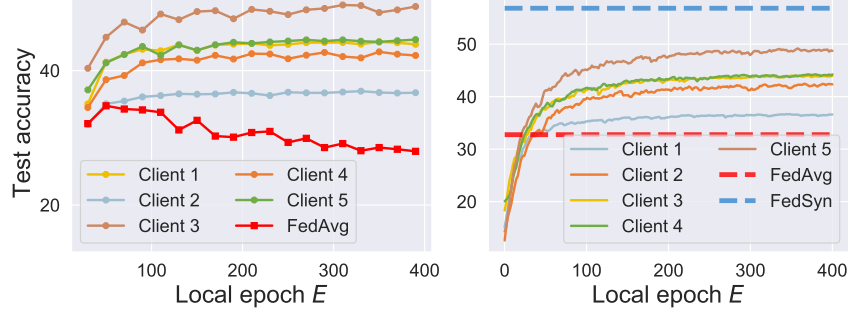


Figure 3: **Left panel:** Accuracy of FedAvg and clients’ local models across different local training epochs  $E = \{20, 40, 60, \dots, 400\}$ . **Right panel:** The accuracy curve for local training. The dotted lines represent the best results of two one-shot FL methods (FedAvg and FedSyn). Our FedSyn outperforms FedAvg and local models consistently.

Table 2: Performance analysis of FedSyn+LDAM.

Dataset	CIFAR10			SVHN		
Method	$\alpha=0.1$	$\alpha=0.3$	$\alpha=0.5$	$\alpha=0.1$	$\alpha=0.3$	$\alpha=0.5$
FedSyn	50.26	59.76	62.19	55.34	79.59	80.03
FedSyn+LDAM	<b>57.24</b>	<b>63.13</b>	<b>64.76</b>	<b>58.04</b>	<b>81.28</b>	<b>81.77</b>

## 4 Experiments

### 4.1 Experimental setup

**Datasets and non-iid data partition** We perform an extensive empirical analysis using several benchmark datasets containing various degrees of heterogeneity. Specifically, we use the following datasets: MNIST [14], FMNIST [33], SVHN [28], CIFAR10 [12], CIFAR100 [12], and Tiny-ImageNet [13]. To simulate real-world statistical heterogeneity, we use Dirichlet distribution to generate non-iid data partition among clients [36, 15]. In particular, we sample  $p_k \sim \text{Dir}(\alpha)$  and allocate a  $p_k^i$  proportion of the data of class  $k$  to client  $i$ . By varying the parameter  $\alpha$ , we can change the degree of imbalance. A small  $\alpha$  generates highly skewed data. We set  $\alpha = 0.5$  as default.

**Baselines** To ensure fair comparisons, we neglect the comparison with methods that require downloading auxiliary models or datasets, such as FedBE [3] and FedGen [41]. Moreover, since there is only one communication round, aggregation methods that are based on regularization have no effect. Thus, we also omit the comparison with these regularization-based methods, e.g., FedProx [18], FedNova [31], and Scaffold [9]. Instead, we compare our proposed FedSyn with FedAvg [27] and FedDF [21]. Furthermore, since FedSyn is a data-free method, we derive some baselines from prevailing data-free knowledge distillation methods, including: 1) DAFL [2], a novel data-free learning framework based on generative adversarial networks; 2) ADI [35], an image synthesizing method that utilizes the image distribution to train a deep neural network without real data. We apply these methods to one-shot FL, and name these two baselines as Fed-DAFL and Fed-ADI.

**Settings** For clients’ local training, we use the SGD optimizer with momentum=0.9 and learning rate=0.01. We set the batch size  $b = 128$ , the number of local epochs  $E = 200$ , and the client number  $m = 5$ .

Following the setting of [2], we train the auxiliary generator  $G(\cdot)$  with a deep convolutional network. We use Adam optimizer with learning rate  $\eta_G = 0.001$ . We set the number of training rounds in each epoch as  $T_G = 30$ , and set the scaling factor  $\lambda_1 = 1$  and  $\lambda_2 = 0.5$ .

For the training of the server model  $f_S(\cdot)$ , we use the SGD optimizer with learning rate  $\eta_S = 0.01$  and momentum=0.9. The number of epochs for distillation  $T = 200$ . All baseline methods use the same setting as ours.

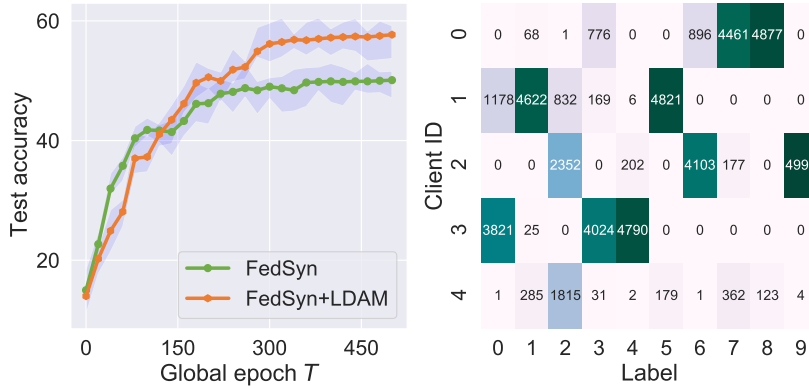


Figure 4: **Left panel:** Accuracy curves of FedSyn and FedSyn+LDAM. **Right panel:** Data distribution of different clients for CIFAR10 ( $\alpha=0.1$ ).

Table 3: Accuracy comparisons across heterogeneous client models on CIFAR10. There are five clients in total, and each client has a personalized model. Best results are in bold.

Model	Client					Server (ResNet-18)			
	ResNet-18	CNN1	CNN2	WRN-16-1	WRN-40-1	FedDF	Fed-DAFL	Fed-ADI	<b>FedSyn (ours)</b>
$\alpha=0.1$	40.83	33.67	35.21	27.73	32.93	42.35	43.12	44.63	<b>49.76</b>
$\alpha=0.3$	51.49	52.78	44.96	47.35	37.24	52.72	57.72	58.96	<b>63.25</b>
$\alpha=0.5$	59.96	58.67	54.28	53.39	58.14	60.05	61.56	63.24	<b>67.42</b>

## 4.2 Results

**Evaluation on real-world datasets** To evaluate the effectiveness of our method, we conduct experiments under different non-iid settings by varying  $\alpha = \{0.1, 0.3, 0.5\}$  and report the performance on different datasets and different methods in Table 1. The results show that: (1) Our FedSyn achieves the highest accuracy across all datasets. In particular, FedSyn outperforms the best baseline method Fed-ADI [35] by 5.08% when  $\alpha = 0.3$  on CIFAR10 dataset. (2) FedAvg has the worst performance, which implies that directly averaging the model parameters cannot achieve a good performance under non-iid setting in one-shot FL. (3) As  $\alpha$  becomes smaller (i.e., data become more imbalanced), the performance of all methods decrease significantly, which shows that all methods suffer from highly skewed data. Even under highly skewed setting, FedSyn still significantly outperforms other methods, which further demonstrates the superiority of our proposed method.

**Impact of model distillation** We show the impact of model distillation by comparing with FedAvg. We first conduct one-shot FL and use FedAvg to aggregate the local models. We show the results of the global model and clients' local models across different local training epochs  $E = \{20, 40, 60, \dots, 400\}$  in the left panel of Figure 3. The global model achieves the best performance (test accuracy=34%) when  $E = 40$ , while a larger value of  $E$  can cause the model to degrade or even collapse. This result can be attributed to the inconsistent optimization objectives with non-iid data [31], which leads to weight divergence [39]. Then, we show the results of one-shot FL when  $E = 400$  and report the performance of FedAvg and FedSyn in the right panel of Figure 3. We also plot the performance of clients' local models. FedSyn outperforms each client's local model while FedAvg underperforms each client's local model. This validates that model distillation can enhance training while directly aggregating is harmful to the training under non-iid setting in one-shot FL.

**Combination with imbalanced learning** The accuracy of federated learning reduces significantly with non-iid data, which has been broadly discussed in recent studies [15, 31]. Additionally, previous studies [1, 11] have demonstrated their superiority on imbalanced data. The combination of our method with these techniques to address imbalanced local data can lead to a more effective FL system. For example, by using LDAM [1] in clients' local training, we can mitigate the impact of data imbalance, and thereby build a more powerful ensemble model. We compare the performance of the original FedSyn and FedSyn combined with LDAM (FedSyn+LDAM) across  $\alpha = \{0.1, 0.3, 0.5\}$  on CIFAR10 and SVHN datasets. As demonstrated in Table 2, FedSyn+LDAM can significantly improve the perfor-



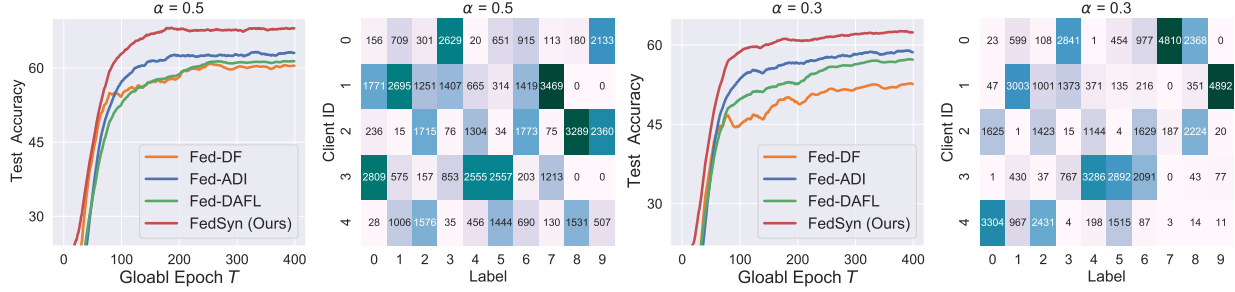


Figure 5: Visualization of the test accuracy and data distribution for CIFAR10 dataset with  $\alpha = \{0.3, 0.5\}$ .

Table 4: Accuracy across different number of clients  $m = \{5, 10, 20, 50, 100\}$  on CIFAR10 and SVHN datasets. Best results are in bold.

Dataset	CIFAR10					SVHN				
$m$	FedAvg	FedDF	Fed-DAFL	Fed-ADI	<b>FedSyn (ours)</b>	FedAvg	FedDF	Fed-DAFL	Fed-ADI	<b>FedSyn (ours)</b>
5	43.67	53.56	55.46	58.59	<b>62.19</b>	56.09	73.98	78.03	78.85	<b>80.03</b>
10	38.29	54.44	56.34	57.13	<b>61.42</b>	45.34	62.12	63.34	65.45	<b>67.57</b>
20	36.03	43.15	45.98	46.45	<b>52.71</b>	47.79	60.45	62.19	63.98	<b>66.42</b>
50	37.03	40.89	43.02	44.47	<b>48.47</b>	36.53	51.44	54.23	57.35	<b>59.27</b>
100	33.54	36.89	37.55	36.98	<b>43.28</b>	30.18	46.58	47.19	48.33	<b>52.48</b>

mance, especially for highly skewed non-iid data (i.e.  $\alpha = 0.1$ ). To help understand the performance gap and data skewness, in Figure 4, we visualize the accuracy curve and data distribution of CIFAR10 ( $\alpha=0.1$ ) in the left panel and right panel respectively. The number in the right panel stands for the number of examples associated with the corresponding label in one particular client. These figures imply that significant improvement can be achieved by combining FedSyn with LDAM on highly skewed data.

**Results in heterogeneous FL** Note that our proposed FedSyn can support heterogeneous models. We apply five different CNN models on CIFAR10 dataset with Dirichlet distribution  $\alpha = \{0.1, 0.3, 0.5\}$ . The heterogeneous models include: 1) one ResNet-18 [6], 2) two small CNNs: CNN1 and CNN2; 3) two Wide-ResNets (WRN) [37]: WRN-16-1 and WRN-40-1. For knowledge distillation, we use ResNet-18 as the server’s global model. Detailed architecture information of the given deep networks can be found in Appendix. Table 3 evaluates all methods in heterogeneous one-shot FL under practical non-iid data settings. We omit the results for FedAvg as FedAvg does not support heterogeneous models. We remark that FL under both the non-iid data distribution and different model architecture setting is a quite challenging task. Even under this setting, our FedSyn still significantly outperforms the other baselines. In addition, we report the accuracy curve of global distillation. As shown in Figure 5, our method outperforms other baselines by a large margin.

**Impact of the number of clients** Furthermore, we evaluate the performance of these methods on CIFAR10 and SVHN datasets by varying the number of clients  $m = \{5, 10, 20, 50, 100\}$ . According to [20], the server can become a bottleneck when the number of clients is very large, we are also concerned with the model performance when  $m$  increases. Table 4 shows the results of different methods across different  $m$ . The accuracy of all methods decreases as the number of clients  $m$  increases, which is consistent with observations in [20, 27]. Even though the number of clients can affect the performance of one-shot FL, our method still outperforms other baselines. The increasing number of clients can pose new challenges for ensemble distillation, which we leave for future investigation.

**Extend to multiple rounds** To further show the effectiveness of FedSyn, we extend FedSyn to multi-round FL, i.e., there are multiple communication rounds between clients and server. Table 5 demonstrates the results of FedSyn across different communication rounds  $T_c = \{1, 2, 3, 4, 5\}$  on CIFAR10 and SVHN datasets. The local training epoch is fixed as  $E = 10$ . The performance of FedSyn improves as  $T_c$  increases, and FedSyn achieves the best performance when  $T_c = 5$ . This shows that FedSyn can be extended to multi-round FL and the performance can be further enhanced by increasing the communication rounds.

Table 5: Accuracy on multiple communication rounds of FedSyn.

Dataset	CIFAR10			SVHN		
Communication rounds	$\alpha=0.1$	$\alpha=0.3$	$\alpha=0.5$	$\alpha=0.1$	$\alpha=0.3$	$\alpha=0.5$
$T_c = 1$	50.72	59.41	63.89	54.344	79.87	80.14
$T_c = 2$	63.08	65.90	71.16	56.13	79.75	85.18
$T_c = 3$	61.61	69.73	73.91	74.41	<b>86.42</b>	86.18
$T_c = 4$	66.26	69.40	74.39	78.67	86.36	86.43
$T_c = 5$	<b>67.65</b>	<b>71.42</b>	<b>76.01</b>	<b>80.28</b>	86.25	<b>86.55</b>

Table 6: Impact of loss functions in data generation.

Dataset	CIFAR10	SVHN	CIFAR100
FedSyn	<b>62.19</b>	<b>80.03</b>	<b>42.07</b>
w/ $\ell_{CE}$	53.12	73.11	36.47
w/o $\ell_{BN}$	61.05	78.36	39.89
w/o $\ell_{div}$	59.18	77.59	39.14

**Contribution of  $\ell_{BN}$  and  $\ell_{div}$**  We are interested in exploring one question: during data generation, which loss function in Eq. 7 contributes more? To answer this question, we conduct leave-one-out testing and show the results by removing  $\ell_{div}$  (w/o  $\ell_{div}$ ), and removing  $\ell_{BN}$  (w/o  $\ell_{BN}$ ). Additionally, we report the result by removing both  $\ell_{div}$  and  $\ell_{BN}$ , i.e., using only  $\ell_{CE}$  (w/  $\ell_{CE}$ ). As illustrated in Table 6, using only  $\ell_{CE}$  to train the generator leads to poor performance. Besides, removing either the  $\ell_{BN}$  loss or  $\ell_{div}$  loss also affects the accuracy of the global model. A combination of these loss functions leads to a high performance of global model, which shows that each part of the loss function plays an important role in enhancing the generator.

## 5 Conclusion

In this paper, we propose an effective two-stage one-shot learning method named FedSyn. FedSyn is a practical method that can be used in real-world scenarios due to the following advantages: (1) In FedSyn, no additional information (except the model parameters) is required to transfer between clients and the server; (2) FedSyn does not require any auxiliary dataset for training; (3) FedSyn is the first to consider both model and statistical heterogeneities. Extensive experiments across various settings validate the efficacy of our proposed FedSyn. Overall, FedSyn is the first practical framework that can conduct data-free one-shot FL, while considers both model and statistical heterogeneities.

## References

- [1] Kaidi Cao, Colin Wei, Adrien Gaidon, Nikos Arechiga, and Tengyu Ma. Learning imbalanced datasets with label-distribution-aware margin loss, 2019. 2, 8
- [2] Hanting Chen, Yunhe Wang, Chang Xu, Zhaohui Yang, Chuanjian Liu, Boxin Shi, Chunjing Xu, Chao Xu, and Qi Tian. Daff: Data-free learning of student networks. In *ICCV*, 2019. 7
- [3] Hong-You Chen and Wei-Lun Chao. Fedbe: Making bayesian model ensemble applicable to federated learning, 2021. 7
- [4] Don Kurian Dennis, Tian Li, and Virginia Smith. Heterogeneity for the win: One-shot federated clustering, 2021. 1, 3
- [5] Neel Guha, Ameet Talwalkar, and Virginia Smith. One-shot federated learning. *arXiv preprint arXiv:1902.11175*, 2019. 1, 3
- [6] Kaiming He, Xiangyu Zhang, Shaoqing Ren, and Jian Sun. Deep residual learning for image recognition, 2015. 9
- [7] Byeongho Heo, Minsik Lee, Sangdoo Yun, and Jin Young Choi. Knowledge distillation with adversarial samples supporting decision boundary. In *Proceedings of the AAAI Conference on Artificial Intelligence*, volume 33, pages 3771–3778, 2019. 5
- [8] Sergey Ioffe and Christian Szegedy. Batch normalization: Accelerating deep network training by reducing internal covariate shift, 2015. 5

- [9] Sai Praneeth Karimireddy, Satyen Kale, Mehryar Mohri, Sashank Reddi, Sebastian Stich, and Ananda Theertha Suresh. Scaffold: Stochastic controlled averaging for federated learning. In *International Conference on Machine Learning*, pages 5132–5143. PMLR, 2020. 7
- [10] Anirudh Kasturi, Anish Reddy Ellore, and Chittaranjan Hota. Fusion learning: A one shot federated learning. In *International Conference on Computational Science*, pages 424–436. Springer, 2020. 3
- [11] Jaehyung Kim, Jongheon Jeong, and Jinwoo Shin. M2m: Imbalanced classification via major-to-minor translation. In *Proceedings of the IEEE/CVF Conference on Computer Vision and Pattern Recognition (CVPR)*, June 2020. 8
- [12] Alex Krizhevsky, Geoffrey Hinton, et al. Learning multiple layers of features from tiny images. 2009. 7
- [13] Ya Le and Xuan Yang. Tiny imagenet visual recognition challenge. *CS 231N*, 7(7):3, 2015. 7
- [14] Yann LeCun, Léon Bottou, Yoshua Bengio, and Patrick Haffner. Gradient-based learning applied to document recognition. *Proceedings of the IEEE*, 86(11):2278–2324, 1998. 7
- [15] Qinbin Li, Yiqun Diao, Quan Chen, and Bingsheng He. Federated learning on non-iid data silos: An experimental study, 2021. 7, 8
- [16] Qinbin Li, Bingsheng He, and Dawn Song. Practical one-shot federated learning for cross-silo setting. *arXiv preprint arXiv:2010.01017*, 2020. 1, 3
- [17] Tian Li, Anit Kumar Sahu, Ameet Talwalkar, and Virginia Smith. Federated learning: Challenges, methods, and future directions. *CoRR*, *arXiv:1908.07873*, 2019. 3
- [18] Tian Li, Anit Kumar Sahu, Manzil Zaheer, Maziar Sanjabi, Ameet Talwalkar, and Virginia Smith. Federated optimization in heterogeneous networks, 2020. 2, 7
- [19] Xiaoxiao Li, Meirui JIANG, Xiaofei Zhang, Michael Kamp, and Qi Dou. Fedbn: Federated learning on non-iid features via local batch normalization. In *International Conference on Learning Representations*, 2020. 4, 6
- [20] Xiangru Lian, Ce Zhang, Huan Zhang, Cho-Jui Hsieh, Wei Zhang, and Ji Liu. Can decentralized algorithms outperform centralized algorithms? a case study for decentralized parallel stochastic gradient descent, 2017. 9
- [21] Tao Lin, Lingjing Kong, Sebastian U. Stich, and Martin Jaggi. Ensemble distillation for robust model fusion in federated learning, 2021. 4, 6, 7
- [22] Lingjuan Lyu and Chen Chen. A novel attribute reconstruction attack in federated learning. *arXiv preprint arXiv:2108.06910*, 2021. 1
- [23] Lingjuan Lyu, Yitong Li, Karthik Nandakumar, Jiangshan Yu, and Xingjun Ma. How to democratise and protect ai: fair and differentially private decentralised deep learning. *IEEE Transactions on Dependable and Secure Computing*, 2020. 1
- [24] Lingjuan Lyu, Han Yu, Xingjun Ma, Lichao Sun, Jun Zhao, Qiang Yang, and Philip S Yu. Privacy and robustness in federated learning: Attacks and defenses. *arXiv preprint arXiv:2012.06337*, 2020. 1
- [25] Lingjuan Lyu, Han Yu, Jun Zhao, and Qiang Yang. Threats to federated learning. In *Federated Learning*, pages 3–16. Springer, 2020. 1
- [26] Lingjuan Lyu, Jiangshan Yu, Karthik Nandakumar, Yitong Li, Xingjun Ma, Jiong Jin, Han Yu, and Kee Siong Ng. Towards fair and privacy-preserving federated deep models. *IEEE Transactions on Parallel and Distributed Systems*, 31(11):2524–2541, 2020. 1
- [27] H. Brendan McMahan, Eider Moore, Daniel Ramage, Seth Hampson, and Blaise Agüera y Arcas. Communication-efficient learning of deep networks from decentralized data, 2017. 1, 6, 7, 9
- [28] Yuval Netzer, Tao Wang, Adam Coates, Alessandro Bissacco, Bo Wu, and Andrew Y Ng. Reading digits in natural images with unsupervised feature learning. 2011. 7
- [29] Lichao Sun and Lingjuan Lyu. Federated model distillation with noise-free differential privacy. In *IJCAI*, 2021. 6
- [30] Derui Wang, Chaoran Li, Sheng Wen, Surya Nepal, and Yang Xiang. Man-in-the-middle attacks against machine learning classifiers via malicious generative models. *IEEE Transactions on Dependable and Secure Computing*, 2020. 1
- [31] Jianyu Wang, Qinghua Liu, Hao Liang, Gauri Joshi, and H Vincent Poor. Tackling the objective inconsistency problem in heterogeneous federated optimization. *arXiv preprint arXiv:2007.07481*, 2020. 4, 7, 8
- [32] Tongzhou Wang, Jun-Yan Zhu, Antonio Torralba, and Alexei A. Efros. Dataset distillation, 2020. 1, 3
- [33] Han Xiao, Kashif Rasul, and Roland Vollgraf. Fashion-mnist: a novel image dataset for benchmarking machine learning algorithms, 2017. 7
- [34] Hongxu Yin, Arun Mallya, Arash Vahdat, Jose M Alvarez, Jan Kautz, and Pavlo Molchanov. See through gradients: Image batch recovery via gradinversion. In *Proceedings of the IEEE/CVF Conference on Computer Vision and Pattern Recognition*, pages 16337–16346, 2021. 1
- [35] Hongxu Yin, Pavlo Molchanov, Jose M Alvarez, Zhizhong Li, Arun Mallya, Derek Hoiem, Niraj K Jha, and Jan Kautz. Dreaming to distill: Data-free knowledge transfer via deepinversion. In *Proceedings of the IEEE/CVF Conference on Computer Vision and Pattern Recognition*, pages 8715–8724, 2020. 2, 5, 7, 8
- [36] Mikhail Yurochkin, Mayank Agarwal, Soumya Ghosh, Kristjan Greenewald, Trong Nghia Hoang, and Yasaman Khazaeni. Bayesian nonparametric federated learning of neural networks, 2019. 7
- [37] Sergey Zagoruyko and Nikos Komodakis. Wide residual networks, 2017. 9

- [38] Shaofeng Zhang, Meng Liu, and Junchi Yan. The diversified ensemble neural network. *Advances in Neural Information Processing Systems*, 33, 2020. 6
- [39] Yue Zhao, Meng Li, Liangzhen Lai, Naveen Suda, Damon Civin, and Vikas Chandra. Federated learning with non-iid data, 2018. 8
- [40] Yanlin Zhou, George Pu, Xiyao Ma, Xiaolin Li, and Dapeng Wu. Distilled one-shot federated learning. *arXiv preprint arXiv:2009.07999*, 2020. 1, 3
- [41] Zhuangdi Zhu, Junyuan Hong, and Jiayu Zhou. Data-free knowledge distillation for heterogeneous federated learning, 2021. 7