

Time-integrated constraint on fast radio burst neutrino flux with 10-year IceCube point-source data

Jia-Wei Luo^{1,2*} and Bing Zhang^{1,2}

¹*Nevada Center for Astrophysics, University of Nevada, Las Vegas, NV 89154, USA*

²*Department of Physics and Astronomy, University of Nevada, Las Vegas, NV 89154, USA*

Accepted XXX. Received YYY; in original form ZZZ

ABSTRACT

Despite numerous studies, the sources of IceCube cosmic neutrinos have hitherto been unidentified. Utilizing recently released IceCube neutrino and CHIME fast radio burst (FRB) catalogs, we examine the possibility of an association between neutrinos and FRBs for both the entire FRB population and individual FRBs using the unbinned maximum likelihood method. Our results rule out the possibility of the above-mentioned association with three weighting schemes: equal, total radio fluence, and event rate. We then attempt to constrain the diffuse neutrino flux upper limit from CHIME FRBs. We find the diffuse flux upper limit at 100 TeV to be $\sim 7.95 \times 10^{-21} \text{ GeV}^{-1} \text{ cm}^{-2} \text{ s}^{-1} \text{ sr}^{-1}$, or $\sim 0.55\%$ of the 10-year diffuse neutrino flux observed by IceCube. Our results match the results of other studies.

Key words: neutrinos – transients: fast radio bursts

1 INTRODUCTION

The source of diffuse cosmic neutrinos observed by the IceCube neutrino observatory (IceCube Collaboration 2013) remains a mystery (Meszaros 2017; Murase & Bartos 2019; Aartsen et al. 2020a; Liodakis et al. 2022).

In 2018, the IceCube collaboration reported an association between a neutrino event IceCube-170922A and the blazar TXS 0506+056 during a gamma-ray flaring state (IceCube Collaboration et al. 2018b). This has led to the speculation that blazars are the main sources of cosmic neutrinos (e.g. Essey et al. 2010; Kalashev et al. 2013; Kun et al. 2021; Das et al. 2022). However, Luo & Zhang (2020) showed that there is no compelling correlation between blazars and neutrinos in general, nor is there an association between IceCube neutrino flares and gamma-ray fluxes in Fermi-LAT monitored sources. A new analysis by IceCube team with new methods and the newly released 2008–2018 all-sky point-source IceCube data (IceCube Collaboration et al. 2021) revised the significance of association between TXS 0506+056 and 2014/2015 neutrino flare (IceCube Collaboration et al. 2018a) from 3.8σ to 2.4σ , further undermining this association.

Although there are some weak neutrino flare associations reported with several active galactic nuclei (AGNs) including blazars, as well as some tidal disruption events (TDEs) (Plavin et al. 2020; Aartsen et al. 2020a; Rodrigues et al. 2021; Abbasi et al. 2021b; Stein et al. 2021; Sahakyan et al. 2022; IceCube Collaboration et al. 2022), they are likely from particular sources with special physical conditions. Recently, IceCube collaboration reported evidence of neutrino emis-

sion from NGC 1068 (IceCube Collaboration et al. 2022), a type 2 Seyfert galaxy. It remains to be seen whether other similar sources are also neutrino emitters. Numerous other studies have also been carried out trying to hunt down the source of the cosmic diffuse neutrino flux, so far to no avail (e.g. Adrián-Martínez et al. 2012; Hooper et al. 2019; Capel et al. 2020; Abbasi et al. 2021a; Stathopoulos et al. 2021; Goswami et al. 2021; Zhou et al. 2021; The IceCube Collaboration et al. 2021; Abbasi et al. 2022a,b,c,d,e; RongLan-Li et al. 2022; Kheirandish & Murase 2022). In particular, other than some individual sources, not any class of cosmic object can be associated to neutrinos.

Fast radio bursts (FRBs) are short cosmic radio transients whose origins are yet fully uncovered (Lorimer et al. 2007; Thornton et al. 2013; Platts et al. 2019; Petroff et al. 2019; Cordes & Chatterjee 2019; Zhang 2020; Xiao et al. 2022; Petroff et al. 2022), and are thought to be possible neutrino emitters (Metzger et al. 2020; Qu & Zhang 2022). Some early attempts searching for possible associations between FRBs and IceCube neutrinos have been carried out (Fahey et al. 2017; Aartsen et al. 2018, 2020b; Nicastro et al. 2021), but no significant results have been obtained owing to the sparse FRB data available.

Recently, the Canadian Hydrogen Intensity Mapping Experiment (CHIME)/FRB Collaboration released the first catalog, containing a total of 492 FRB sources, among which 18 are repeating sources (CHIME/FRB Collaboration et al. 2021). The recently released 2008–2018 all-sky point-source IceCube data (IceCube Collaboration et al. 2021), on the other hand, have 1134450 neutrino events spanning ten years. The availability of these two large catalogs makes it possible

* luo77@unlv.nevada.edu

to perform a direct search of associations between the two types of astrophysical events.

In this work, we conduct a search for the association between FRBs and neutrinos for both individual FRBs and the CHIME FRB population. While we did not find any significant association between IceCube neutrinos with any FRB or the FRB population, we attempt to constrain the upper limit of CHIME FRBs' contribution to the IceCube diffuse neutrino flux.

2 UNBINNED LIKELIHOOD ANALYSIS OF INDIVIDUAL FRBS

We employ the commonly used unbinned likelihood method (Braun et al. 2008, 2010) to search for associations of neutrino events with individual FRBs.

For a single source, the likelihood function of the unbinned method is written as:

$$\mathcal{L} = \prod_{i=1}^N \left[\frac{n_s}{N} S_i + \left(1 - \frac{n_s}{N} B_i \right) \right], \quad (1)$$

where i is the index of the neutrino event, N is the total number of neutrino events, S_i is the probability density function (PDF) of the source associated events, B_i is the PDF of background events, n_s is the number of signal neutrino events emitted by the source. n_s is a free variable and should be determined by maximizing the likelihood function \mathcal{L} while noting that $n_s \geq 0$.

The source PDF is defined as:

$$S_i = \frac{1}{2\pi\sigma_i^2} \exp\left(-\frac{\theta_i^2}{2\sigma_i^2}\right), \quad (2)$$

where σ_i is the angular localization error of each neutrino event, θ_i is the angular separation between the interested source to each neutrino event. We do not include any time component, as the CHIME and IceCube catalogs do not have time overlap.

The background PDF is defined as:

$$B_i = \frac{\text{Number of neutrino events in dec ring}}{\text{Area of dec ring} \times \text{Total number of neutrino events}}, \quad (3)$$

where the dec ring is the ring-shaped region $\pm 3^\circ$ in declination around the i th neutrino event. For neutrino events within 3° to the poles, we use the values at $\pm 87^\circ$ correspondingly. The area of the dec ring is its angular area in unit of steradian.

After finding the expected n_s value, \hat{n}_s by maximizing \mathcal{L} , we can then define a test statistics:

$$\text{TS} = 2 \log \frac{\mathcal{L}(\hat{n}_s)}{\mathcal{L}(0)}. \quad (4)$$

This test statistics is a likelihood ratio of two hypotheses: H_1 : Of all the N neutrino events, \hat{n}_s events come from the interested source. H_0 : All of the N events are background events. A high TS value indicates that the null hypothesis H_0 can be rejected and that at least some neutrino events are associated with the interested individual source.

As the local neutrino background distributions of the FRBs are different, we cannot directly compare the n_s and TS values across the FRBs. In order to better test the significance of

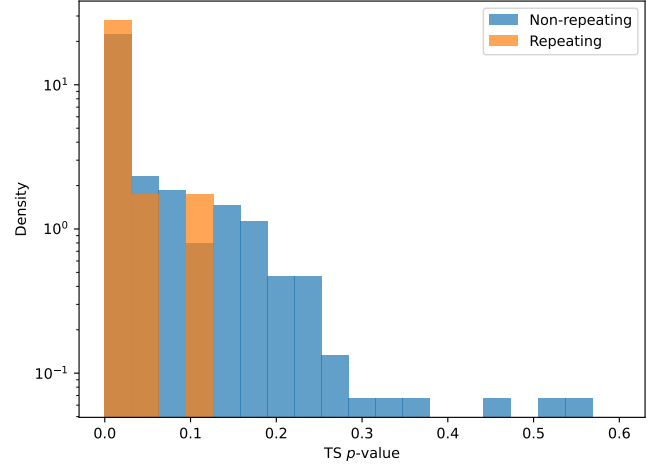


Figure 1. Distributions of p -values for CHIME repeating and non-repeating FRBs.

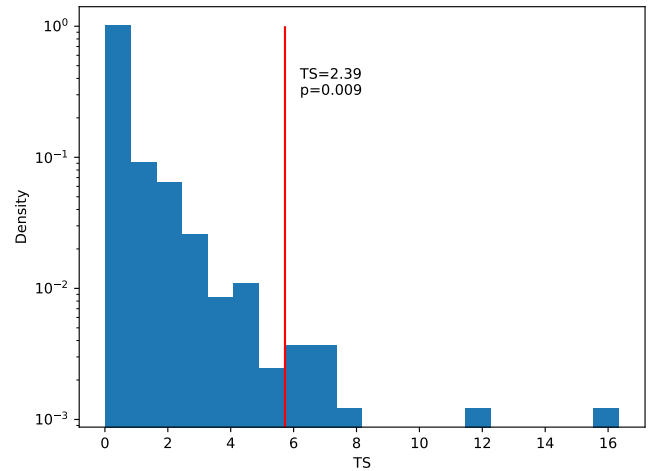
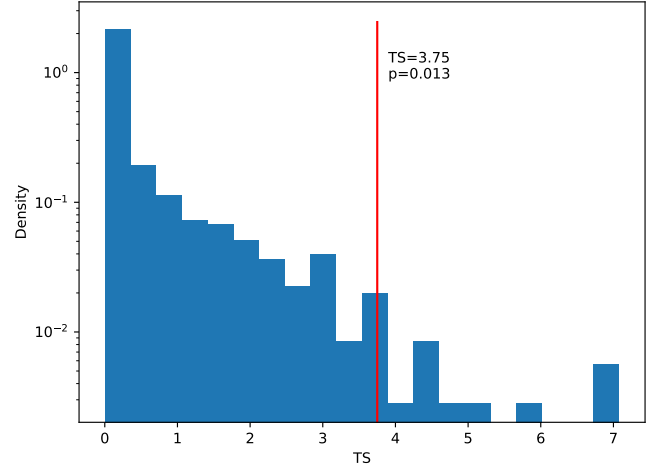


Figure 2. Distributions of simulated TS values for repeating and non-repeating FRBs with lowest p-values. The observed TS are marked with red lines. Upper: Repeater FRB20180908B, Lower: Non-repeater FRB20190502B.

the possible association between CHIME FRBs and IceCube neutrinos, we conduct a Monte Carlo simulation for each of the 220 FRBs with fitted n_s and TS values greater than 0. We randomly reshuffle all neutrino events in the RA direction, and calculate the new TS values with the same method described above. Because IceCube is located at the south pole, its observed neutrino events are isotropic in the RA direction. However, IceCube neutrinos do have an anisotropy in the declination direction. Coupled with the distribution of CHIME FRBs, this can result in false detection. Therefore, We only reshuffle neutrino events in the RA direction, so that we can keep their number distributions in the dec direction.

We repeat this Monte Carlo simulation 1000 times for each FRB, and we compare the observed TS values with the simulated TS value distributions. A p -value can be subsequently obtained by calculating the percentile that the observed values lie in. The distribution of p -values are shown in Figure 1. There are 21 FRBs with p -values lower than 0.05, among them 19 non-repeating and 2 repeating. The repeating and non-repeating FRBs with the lowest p -values are FRB20180908B and FRB20190502B, respectively. The simulated TS distributions of the two FRBs are shown in Figure 2. However, because of the look-elsewhere effect, this amount of FRBs showing possible association with neutrinos at this confidence level should not be interpreted as evidence for association.

3 STACKED UNBINNED LIKELIHOOD ANALYSIS OF CHIME FRB POPULATION

The likelihood functions of individual sources can also be combined to form a stacked likelihood function by modifying the source PDF (Abbasi et al. 2011; Aartsen et al. 2017; Smith et al. 2021; Abbasi et al. 2022d)

$$S_i = \frac{\sum_{j=1}^M w_j S_{ij}}{\sum_{j=1}^M w_j}, \quad (5)$$

where M is the total number of possible neutrino sources (in this study FRBs), w_j is a weight factor denoting the relative ratio of neutrino flux from each source, and

$$S_{ij} = \frac{1}{2\pi\sigma_i^2} \exp\left(-\frac{\theta_{ij}^2}{2\sigma_i^2}\right). \quad (6)$$

Since the neutrino event distribution is the same for all possible sources, the background PDF B_i can be carried over without any modification.

We utilize three types of weighting schemes:

- Equal

$$w_j = 1, \quad (7)$$

where all FRBs carry the same weight.

- Total radio fluence

$$w_j = \sum_k F_{\nu k}, \quad (8)$$

where $F_{\nu k}$ is the observed radio fluence of the k th burst of the FRB. For non-repeaters, there is only one burst and no summation is needed.

We assume that the average neutrino flux from FRBs scale with burst radio fluence for this case. We do not need to

normalize the weights here, because we included the normalization in the formula for S_i . Since FRBs are bursts, in contrast with constant emitters like blazars, their neutrino fluxes should also depend on their durations. Therefore we use total radio fluence instead of flux.

- Event rate

$$w_j = \begin{cases} 1, & \text{Non-repeaters} \\ \text{Observed number of bursts}, & \text{Repeaters} \end{cases}. \quad (9)$$

Being bursts, FRBs' neutrino fluxes should also depend on their event rates. We use the observed number of bursts as an estimation of the event rate of repeating FRBs. The weights for non-repeating FRBs are taken to be 1 in this case.

We test three FRB samples with the three weighting schemes, non-repeating FRBs, repeating FRBs, and all FRBs. The fitted TS for all 9 combinations are 0. Therefore we can rule out the possibility of the entire population of CHIME FRBs being significant neutrino sources.

We then move on to constrain the upper limit of the CHIME FRBs' contribution to the IceCube diffuse neutrino flux.

The number of observed neutrino events from a single source with index j can be estimated with:

$$n_{sj} = w_j T \int_{E_{min}}^{E_{max}} A_{\text{eff}}(E_\nu, \delta) \Phi_j(E_\nu) dE_\nu, \quad (10)$$

where T is the total observation time of the detector, A_{eff} is the effective area of the detector, which is a function of neutrino energy E_ν and declination δ of the interested source, Φ_j is the neutrino spectrum of the source, E_{min} and E_{max} are the minimum and maximum energies of the detector band, and w_j is the source weight.

For a simple estimation, we can assume the neutrino spectrum follows a power law:

$$\Phi_j = \Phi_0 \left(\frac{E_\nu}{E_0}\right)^{-\alpha}, \quad (11)$$

where Φ_0 is a normalization constant, E_0 is a normalization energy, in this study we adopt $E_0 = 100$ TeV, α is the power-law index.

A more sophisticated estimation of the neutrino spectrum from FRBs is given by Qu & Zhang (2022). The neutrino flux can be similarly written as:

$$\Phi_j = \Phi_0 \Phi_q(E_\nu), \quad (12)$$

where $\Phi_q(E_\nu)$ is the neutrino spectrum given by Qu & Zhang (2022, Figure 6).

For the simple powerlaw model, the total neutrino flux and energy flux from a population of sources can then be calculated as the sum of individual fluxes, $n_s = \sum_{j=1}^M n_{sj}$, $\Phi = \sum_{j=1}^M w_j \Phi_j / (4\pi)$. The 4π factor is needed to convert the sum of individual FRBs' contributions to the total neutrino flux to the total diffuse flux.

However, for the physical model, we need to consider that the physical model is based on the average of the diffuse neutrino flux from all FRBs, but the CHIME FRB catalog only contains a small fraction of them. This is especially evident considering that CHIME can only observe a finite area of the sky during a given time, while IceCube can monitor neutrino events across all the sky, and that unlike sources like AGNs, FRBs are transient sources and only a fraction of all the

FRBs can be detected. Also, the CHIME FRB catalog only contains FRB sources detected in one year of observation, while the IceCube catalog we use contains neutrino events in ten years' observation time. Therefore, we need a catalog completeness factor in the flux to account for the difference in FRB population in the CHIME catalog and the physical model. The total diffuse neutrino flux for the physical model can then be written as $\Phi = C \sum_{j=1}^M w_j \Phi_j / (4\pi)$, where C is the catalog completeness factor.

To estimate the catalog completeness factor, we consider the typical value of all-sky FRB rate of around 3000 per day (Petroff et al. 2019), and the total number of bursts in the CHIME FRB catalog including repeated bursts, 536. The total observation time contained in the CHIME catalog is 342 days (CHIME/FRB Collaboration et al. 2021). Then, the catalog completeness factor can be estimated with $C \approx \frac{536}{3000 \times 342} \approx 5.22 \times 10^{-4}$.

Based on Table VI of Feldman & Cousins (1998), we can find the n_s value corresponding to a 95% upper limit when the main search did not find any association, $n_s = 3.09$. Then, by altering the normalization constant Φ_0 in the neutrino spectrum and observing the resulting flux Φ and n_s values until $n_s = 3.09$, we can obtain a 95% confidence level for neutrino flux emitted from FRBs.

In Figure 3, we show the 95% diffuse flux upper limit of three types of spectral models: simple powerlaw with $\alpha = 2.0$ and 2.5, and the physical spectra given by Qu & Zhang (2022). For the powerlaw model, we uniformly divide the IceCube energy range into 10 bins, and assume the calculated n_s comes from each bin to calculate the diffuse neutrino flux upper limits correspondingly. We do not divide the energy range into bins for the physical models. We find the upper limits from different weighting schemes do not differ significantly, therefore we only show the results from equal weighting. We also show the predicted FRB diffuse neutrino flux by Qu & Zhang (2022), as well as the 10-year observed IceCube diffuse neutrino flux (Stettner & IceCube Collaboration 2019) in Figure 3.

As shown in Figure 3, the calculated 95% diffuse flux is well below the 10-year observed IceCube diffuse neutrino flux (Stettner & IceCube Collaboration 2019), and about one order of magnitude higher than the physical models presented by Qu & Zhang (2022). Our results confirm the non-detection of neutrinos from FRB directions by other studies (Fahey et al. 2017; Aartsen et al. 2018; Albert et al. 2019; Aartsen et al. 2020b), and the true neutrino flux from FRBs, if there is any, could be substantially lower than the calculated upper limits. Based on the upper limits, we can constrain the upper limit of the contribution of FRBs to the diffuse neutrino flux at 100 TeV to be $\sim 7.95 \times 10^{-21} \text{ GeV}^{-1} \text{ cm}^{-2} \text{ s}^{-1} \text{ sr}^{-1}$, or $\sim 0.55\%$ of the observed IceCube diffuse neutrino flux.

Also can be seen from Figure 3 is that some bins of the simple powerlaw model dip slightly below the predicted flux. This cannot rule out the physical models, as we did not consider catalog completeness for the powerlaw models. Nonetheless, we expect the physical models to be better tested as more neutrino and FRB data are accumulated, but catalog completeness could also hinder future analysis if not estimated correctly.

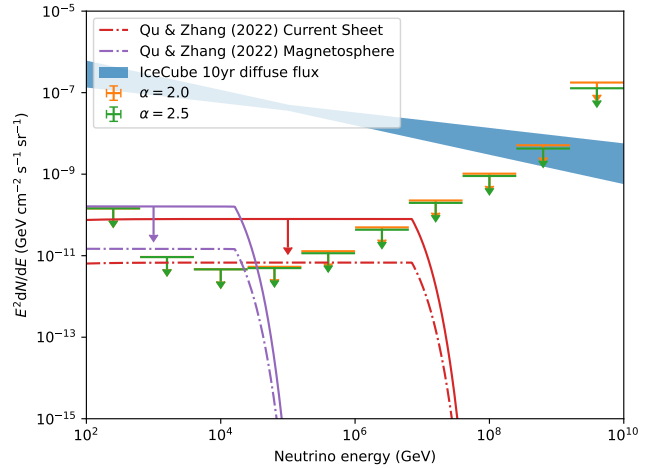


Figure 3. 95% upper limit for diffuse neutrino flux from FRBs in the powerlaw and physical spectrum models. The 10-year observed IceCube diffuse neutrino flux (Stettner & IceCube Collaboration 2019) is shown as a blue region. For physical models, the predicted and the upper limit fluxes are drawn in the same color, with downward arrows marking the upper limits and dash-dot lines marking the physical models.

4 CONCLUSIONS AND DISCUSSIONS

In this paper, we perform a search for possible associations between CHIME FRBs and IceCube neutrinos with both individual FRBs and the population of FRB sources. Our result does not show any significant association. We find the FRB neutrino flux upper limit to be $\sim 7.95 \times 10^{-21} \text{ GeV}^{-1} \text{ cm}^{-2} \text{ s}^{-1} \text{ sr}^{-1}$ at 100 TeV, less than 1% of the 10-year observed IceCube diffuse neutrino flux. The non-detection of neutrinos associated with FRBs should not come as a surprise as physical models typically predict neutrino fluxes from FRBs to be much lower than the sensitivity thresholds of current neutrino detectors. More data in both neutrino and FRB is needed to further test the physical models of FRB neutrino emission.

The detection of FRB 200425 from the Galactic magnetar SGR J1935+2154 (CHIME/FRB Collaboration et al. 2020; Bochenek et al. 2020; Li et al. 2021; Mereghetti et al. 2020; Ridnaia et al. 2021; Tavani et al. 2021) places magnetars as the leading candidate source of FRBs. It is possible that all FRBs originate from magnetars, with the apparently non-repeating ones being repeaters with very long waiting times between bursts (e.g. Lu et al. 2020; Zhang 2020). If so, neutrinos may be continuously generated from the FRB sources.

In particular, Zhang et al. (2003) have shown that in steady state magnetars are able to make neutrinos with a few TeV characteristic energy through photomeson interaction between accelerated protons and surface X-ray photons. Murase et al. (2009) showed that new-born magnetars could produce significant high-energy neutrinos through hadronic interactions between accelerated protons and the surrounding stellar ejecta. However, these two emission components either have too low a diffuse flux (Zhang et al. 2003) or too high a neutrino energy (Murase et al. 2009) for IceCube to detect.

Alternatively, neutrinos may be produced during X-ray

flaring processes, some of which are associated with FRBs (Lin et al. 2020). Metzger et al. (2020) estimated the neutrino flux within the framework of the synchrotron maser model invoking relativistic shocks and found that the predicted neutrino fluxes are negligibly low. Qu & Zhang (2022), on the other hand, studied photomeson interaction in the near zone regions, either within the magnetosphere or in the current sheet region just outside the magnetosphere. They found that the neutrino flux could be much stronger than the estimation by Metzger et al. (2020). However, the predicted level is still about 1-2 orders of magnitude below the upper limit we placed. This suggests the need to continuously search for FRB-neutrino associations with ever more sensitive neutrino detectors. Since the predicted neutrino flux from FRBs depend on the particle acceleration site with the magnetospheric model having the highest fluxes (Qu & Zhang 2022), future detection of neutrinos from FRB sources would lend indirect support of the magnetospheric origin of FRB emission from magnetars (e.g. Yang & Zhang 2018; Wang et al. 2019; Wadiasingh & Timokhin 2019; Lu et al. 2020; Wadiasingh et al. 2020; Yang & Zhang 2021; Zhang 2022; Wang et al. 2022).

5 ACKNOWLEDGEMENTS

This work is partially supported by the Top Tier Doctoral Graduate Research Assistantship (TTDGRA) and Nevada Center for Astrophysics at the University of Nevada, Las Vegas. The authors thank Ali Kheirandish for discussions and very helpful suggestions on this study. We also thank Jeremy Heyl, Clancy James, Claudio Kopfer and Timothy Linden for pointing out the issues in the analysis of our earlier study on this subject.

DATA AVAILABILITY

The data used in this paper are public. The CHIME/FRB catalog is available at <https://www.chime-frb.ca/catalog>, and the IceCube 10-year all-sky point-source data is available at <https://icecube.wisc.edu/data-releases/2021/01/all-sky-point-source-icecube-data-years-2008-2018/>. The code used in this paper can be shared upon request to the authors.

REFERENCES

- Aartsen M. G., et al., 2017, *ApJ*, 835, 45
Aartsen M. G., et al., 2018, *ApJ*, 857, 117
Aartsen M. G., et al., 2020a, *Phys. Rev. Lett.*, 124, 051103
Aartsen M. G., et al., 2020b, *ApJ*, 890, 111
Abbasi R., et al., 2011, *ApJ*, 732, 18
Abbasi R., et al., 2021a, in Proceedings of 37th International Cosmic Ray Conference — PoS(ICRC2021). Sissa Medialab, Berlin, Germany - Online, p. 971, doi:10.22323/1.395.0971
Abbasi R., et al., 2021b, *ApJ*, 920, L45
Abbasi R., et al., 2022a, Searches for Neutrinos from Gamma-Ray Bursts Using the IceCube Neutrino Observatory ([arXiv:2205.11410](https://arxiv.org/abs/2205.11410))
Abbasi R., et al., 2022b, IceCube Search for Neutrinos Coincident with Gravitational Wave Events from LIGO/Virgo Run O3 ([arXiv:2208.09532](https://arxiv.org/abs/2208.09532))
Abbasi R., et al., 2022c, *ApJ*, 930, L24
Abbasi R., et al., 2022d, *ApJ*, 938, 38
Abbasi R., et al., 2022e, *ApJ*, 938, L11
Adrián-Martínez S., et al., 2012, *Astroparticle Physics*, 36, 204
Albert A., et al., 2019, *MNRAS*, 482, 184
Bochenek C. D., Ravi V., Belov K. V., Hallinan G., Kocz J., Kulkarni S. R., McKenna D. L., 2020, *Nature*, 587, 59
Braun J., Dumm J., De Palma F., Finley C., Karle A., Montaruli T., 2008, *Astroparticle Physics*, 29, 299
Braun J., Baker M., Dumm J., Finley C., Karle A., Montaruli T., 2010, *Astroparticle Physics*, 33, 175
CHIME/FRB Collaboration et al., 2020, *Nature*, 587, 54
CHIME/FRB Collaboration et al., 2021, *ApJS*, 257, 59
Capel F., Mortlock D. J., Finley C., 2020, *Phys. Rev. D*, 101, 123017
Cordes J. M., Chatterjee S., 2019, *ARA&A*, 57, 417
Das S., Razzaque S., Gupta N., 2022, *A&A*, 658, L6
Essey W., Kalashev O. E., Kusenko A., Beacom J. F., 2010, *Phys. Rev. Lett.*, 104, 141102
Fahey S., Kheirandish A., Vandenbroucke J., Xu D., 2017, *ApJ*, 845, 14
Feldman G. J., Cousins R. D., 1998, *Phys. Rev. D*, 57, 3873
Goswami S., Privon G. C., Santander M., collaboration o. b. o. I., 2021, *Journal of Instrumentation*, 16, C09013
Hooper D., Linden T., Vieregg A., 2019, *J. Cosmology Astropart. Phys.*, 2019, 012
IceCube Collaboration 2013, *Science*, 342, 1242856
IceCube Collaboration et al., 2018a, *Science*, 361, 147
IceCube Collaboration et al., 2018b, *Science*, 361, eaat1378
IceCube Collaboration et al., 2021, IceCube Data for Neutrino Point-Source Searches Years 2008-2018 ([arXiv:2101.09836](https://arxiv.org/abs/2101.09836)), doi:10.21234/CPKQ-K003
IceCube Collaboration et al., 2022, *Science*, 378, 538
Kalashev O. E., Kusenko A., Essey W., 2013, *Phys. Rev. Lett.*, 111, 041103
Kheirandish A., Murase K., 2022, Detecting High-Energy Neutrino Minibursts from Local Supernovae with Multiple Neutrino Observatories ([arXiv:2204.08518](https://arxiv.org/abs/2204.08518))
Kun E., Bartos I., Tjus J. B., Biermann P. L., Halzen F., Mező G., 2021, *ApJ*, 911, L18
Li C. K., et al., 2021, *Nature Astronomy*, 5, 378
Lin L., et al., 2020, *Nature*, 587, 63
Liodakis I., et al., 2022, *A&A*, 666, A36
Lorimer D. R., Bailes M., McLaughlin M. A., Narkevic D. J., Crawford F., 2007, *Science*, 318, 777
Lu W., Kumar P., Zhang B., 2020, *MNRAS*, 498, 1397
Luo J.-W., Zhang B., 2020, *Phys. Rev. D*, 101, 103015
Mereghetti S., et al., 2020, *ApJ*, 898, L29
Meszaros P., 2017, *Annual Review of Nuclear and Particle Science*, 67, 45
Metzger B. D., Fang K., Margalit B., 2020, *ApJ*, 902, L22
Murase K., Bartos I., 2019, *Annual Review of Nuclear and Particle Science*, 69, 477
Murase K., Mészáros P., Zhang B., 2009, *Phys. Rev. D*, 79, 103001
Nicastro L., Guidorzi C., Palazzi E., Zampieri L., Turatto M., Gardini A., 2021, *Universe*, 7, 76
Petroff E., Hessels J. W. T., Lorimer D. R., 2019, *A&ARv*, 27, 4
Petroff E., Hessels J. W. T., Lorimer D. R., 2022, *A&ARv*, 30, 2
Platts E., Weltman A., Walters A., Tendulkar S. P., Gordin J. E. B., Kandhai S., 2019, *Phys. Rep.*, 821, 1
Plavin A., Kovalev Y. Y., Kovalev Y. A., Troitsky S., 2020, *ApJ*, 894, 101
Qu Y., Zhang B., 2022, *MNRAS*, 511, 972
Ridnaia A., et al., 2021, *Nature Astronomy*, 5, 372
Rodrigues X., Garrappa S., Gao S., Paliya V. S., Franckowiak A., Winter W., 2021, *ApJ*, 912, 54
RongLan-Li BenYang-Zhu YunFeng-Liang 2022, Investigating the

- Correlations between IceCube High-Energy Neutrinos and Fermi-LAT Gamma-Ray Observations ([arXiv:2205.15963](#))
- Sahakyan N., Giommi P., Padovani P., Petropoulou M., Bégué D., Boccardi B., Gasparyan S., 2022, A Multi-Messenger Study of the Blazar PKS 0735+178: A New Major Neutrino Source Candidate ([arXiv:2204.05060](#))
- Smith D., Hooper D., Vieregg A., 2021, *J. Cosmology Astropart. Phys.*, 2021, 031
- Stathopoulos S. I., Petropoulou M., Giommi P., Vasilopoulos G., Padovani P., Mastichiadis A., 2021, in Proceedings of 37th International Cosmic Ray Conference — PoS(ICRC2021). Sissa Medialab, Berlin, Germany - Online, p. 1008, [doi:10.22323/1.395.1008](#)
- Stein R., et al., 2021, *Nature Astronomy*, 5, 510
- Stettner J., IceCube Collaboration 2019, in Proceedings of 36th International Cosmic Ray Conference — PoS(ICRC2019). Sissa Medialab, Madison, WI, U.S.A., p. 1017, [doi:10.22323/1.358.1017](#)
- Tavani M., et al., 2021, *Nature Astronomy*, 5, 401
- The IceCube Collaboration et al., 2021, in Proceedings of 37th International Cosmic Ray Conference — PoS(ICRC2021). Sissa Medialab, Berlin, Germany - Online, p. 1138, [doi:10.22323/1.395.1138](#)
- Thornton D., et al., 2013, *Science*, 341, 53
- Wadiasingh Z., Timokhin A., 2019, *ApJ*, 879, 4
- Wadiasingh Z., Beniamini P., Timokhin A., Baring M. G., van der Horst A. J., Harding A. K., Kazanas D., 2020, *ApJ*, 891, 82
- Wang W., Zhang B., Chen X., Xu R., 2019, *ApJ*, 876, L15
- Wang W.-Y., Yang Y.-P., Niu C.-H., Xu R., Zhang B., 2022, *ApJ*, 927, 105
- Xiao D., Wang F., Dai Z., 2022, Technical Report arXiv: 2203.14198, Fast Radio Bursts. arXiv ([arXiv:2203.14198](#))
- Yang Y.-P., Zhang B., 2018, *ApJ*, 868, 31
- Yang Y.-P., Zhang B., 2021, *ApJ*, 919, 89
- Zhang B., 2020, *Nature*, 587, 45
- Zhang B., 2022, *ApJ*, 925, 53
- Zhang B., Dai Z. G., Mészáros P., Waxman E., Harding A. K., 2003, *ApJ*, 595, 346
- Zhou B., Kamionkowski M., Liang Y.-f., 2021, *Phys. Rev. D*, 103, 123018

This paper has been typeset from a $\text{\TeX}/\text{\LaTeX}$ file prepared by the author.