

Omnisolver: an extensible interface to Ising spin-glass and QUBO solvers

Konrad Jałowiecki^a, Lukasz Pawela^a

^a*Institute of Theoretical and Applied Informatics, Polish Academy of Sciences, Bałtycka 5, 44-100 Gliwice, Poland*

Abstract

We introduce a new framework for implementing Binary Quadratic Model (BQM) solvers called Omnisolver. The framework provides an out-of-the-box dynamically built command-line interface as well as an input/output system, thus heavily reducing the effort required for implementing new algorithms for solving BQMs. The proposed software should be of benefit for researchers focusing on quantum annealers or discrete optimization algorithms as well as groups utilizing discrete optimization as a part of their daily work. We demonstrate the ease of use of the proposed software by presenting a step-by-step, concise implementation of an example plugin.

Keywords: QUBO, spin-glass, discrete optimization, quantum annealing

arXiv:2112.11131v2 [cs.SE] 28 Apr 2024

Required Metadata

| Nr. | Code metadata description | Please fill in this column |
|-----|---|---|
| C1 | Current code version | 0.0.3 |
| C2 | Permanent link to code/repository used for this code version | https://github.com/euro-hpc-pl/omnisolver |
| C4 | Legal Code License | Apache 2.0 |
| C5 | Code versioning system used | git |
| C6 | Software code languages, tools, and services used | Python, YAML |
| C7 | Compilation requirements, operating environments & dependencies | Linux, Python ≥ 3.9 , dimod, pluggy, plugins may require additional Python packages and build dependencies |
| C8 | If available Link to developer documentation/manual | https://omnisolver.readthedocs.io/ |
| C9 | Support email for questions | lpawela@iitis.pl |

Table 1: Code metadata

1. Motivation and significance

The rapidly developing field of quantum information brings us ever closer to developing practical quantum computers. Currently, we are living in an era marked by the so-called Noisy Intermediate-Scale Quantum (NISQ) [1] devices. It comes as no surprise that these machines have attracted attention from both the scientific and business communities. This attention results in a myriad of proposed potential applications for NISQ devices. Implementing these applications requires developing appropriate software, which comes with its own set of challenges. One of such potential obstacles, which this work aims to remedy, is the cost of testing on actual NISQ devices.

The main way to cut quantum infrastructure access costs is to utilize frameworks that simulate or approximate their behavior. Nonetheless, if we try this approach, we quickly run into another problem: there are multiple frameworks available, each of which can be based on different numerical algorithms. Here, we are concerned with one particular NISQ architecture – the D-Wave annealer. The behavior of this machine can be simulated using tensor networks [2, 3], approximated using dynamical systems approach [4], neural networks [5] and, for sufficiently small problem sizes, through a brute-force approach [6].

The downside of this multitude of options is that the implementations of each of these approaches have incompatible input/output APIs. In this work, we introduce the Omnisolver package which provides an extensible, unified API for Ising spin-glass solvers and the actual D-Wave annealer.

The Omnisolver’s core motivation lies in addressing the fragmentation and compatibility issues that can often stymie the development of quantum software. By providing a unified API for Ising spin-glass solvers and the D-Wave annealer, our solution presents a uniform interface to the users, allowing the development of algorithms to be performed in a more simplified, streamlined manner.

One of the significant advantages of this approach is that it eliminates the need for developers to learn and adapt to the varied input/output APIs of different solvers or to become entwined in the technical complexities of switching between them. Instead, they can devote their full attention and resources to designing, implementing, and fine-tuning their algorithms, hence accelerating the overall development process. The ease of integration further encourages experimentation with different approaches, fostering innovation within the field.

Omnisolver is built upon the D-Wave’s dimod framework. Our software extends dimod’s capabilities in two ways. Firstly, Omnisolver’s plugin library provides additional, high-performance algorithms readily usable from Python scripts or command line. Secondly, and more importantly, the Omnisolver’s core library provides an automatic construction of a command line interface and a unified input/output system automatically wired to the implemented solvers. Having a framework that not only consolidates existing methods but also allows for the easy addition and integration of new ones is in our opinion a valuable asset.

In this context, the claim about a reduction in the effort required to write new algorithms is not meant to indicate that Omnisolver directly simplifies the algorithm-writing process, but rather that it facilitates and expedites the process by providing a more consistent, comprehensive, and accommodating environment for developers. By simplifying the integration with various solvers and enabling easy swapping of them for testing and comparison, Omnisolver significantly reduces the peripheral tasks associated with quantum software development, leaving developers more time and energy to focus on their core task: creating and optimizing algorithms.

Compared to other similarly looking libraries like pyQUBO or QUBOTools.jl our package provides a significant new feature. pyQUBO [7, 8] provides a platform to formulate and solve QUBO and Ising problems. It does this by converting combinatorial optimization problems to QUBO or Ising problems, which can then be solved by annealing machines. While pyQUBO is a valu-

able tool, its scope is limited to problem formulation and conversion; it does not provide an integrated approach to using various solving methods.

In contrast, Omnisolver’s unified API allows it to handle a broader set of tasks. By providing a consistent interface to multiple solvers, including both Ising spin-glass solvers and D-Wave annealer, it significantly simplifies the process of experimenting with different approaches and offers greater flexibility to the user.

QUBO.jl [9], a Julia library, shares a similar purpose with pyQUBO. It assists in the formulation of QUBO problems from a combinatorial optimization standpoint, offering various utility functions for working with QUBO matrices. The use of Julia allows for high-performance computations, particularly beneficial when dealing with large-scale problems. Compared to Omnisolver, QUBO.jl provides similar problem formulation capabilities and offers a similar, extensible platform for integrating and testing various QUBO and Ising solvers. The main difference between QUBO.jl and Omnisolver is the underlying technology. Omnisolver, being written in pure Python, allows for seamless integration with external solvers accessed via public APIs, like for example D-Wave’s quantum annealer. Additionally, we provide a specialized plugin for brute-force solving of QUBO problems, which guarantees finding the optimal solution and has a reasonable execution time for instances of up to 50 variables which allows for certification of results obtained from other methods. These features make Omnisolver a more comprehensive tool, catering to a broader spectrum of the QUBO and Ising problem-solving workflows.

Furthermore, it is important to acknowledge the vast landscape of Ising machines, as reviewed in [10]. These machines, both software and hardware-based, have made significant strides in solving complex combinatorial problems. However, many of these implementations operate in isolation and come with their own specific input/output requirements, adding to the complexity of algorithm development and testing.

2. Software description

2.1. Software Architecture

Omnisolver is built in a modular fashion and comprises the following elements:

- core Omnisolver package,
- plugins providing samplers built on top of `dimod` library [11].

The architecture of the Omnisolver, as well as the typical execution flow, is presented in Fig. 1. The core package handles input/output operations, including parsing the command line arguments, reading an input problem file, and outputting solutions computed by samplers. It can be extended via a plugin system built using the `pluggy` [12] library. The plugins are responsible for implementing algorithms solving instances of Ising spin-glass or QUBO models (collectively known as Binary Quadratic Models) and providing descriptions of available parameters. At the start of the program the core package auto-discovers the plugins, and collects the description of the samplers they implement. Based on those descriptions, a Command Line Interface (CLI) is constructed and exposed to the user. Using the CLI, the user selects which sampler, and with what parameters, should be used. The core package then asks the plugin to instantiate the sampler, uses it to solve the provided problem instance, and then serializes the output.

The plugin definition comprises:

- `name` of the plugin,
- the `create_sampler` function used to construct new sampler instances,
- the `populate_parser` callback used for defining command line arguments used for creating sampler and running its `sample` method.
- `init_args` and `sample_args` determining which command line arguments should be passed respectively to sampler’s initializer and `sample` method.

Omnisolver extensions should provide one or more callables decorated with `omnisolver.plugin.plugin_impl` returning an instance of `Plugin` class.

2.2. Software Functionalities

The major functionality of the Omnisolver project is providing a framework for implementing arbitrary solvers of classical Ising spin-glasses. To this end, the core `omnisolver` package provides:

- plugin system for registering solvers inheriting from `dimod.Sampler`,
- helper functions for implementing most typical plugins which remove the burden of writing plugin boilerplate from the end-user,
- input/output system automatically wired to the plugins. Currently, this allows reading spin-glass instances from coordinate format and writing solutions as a comma-separated value (CSV) file,

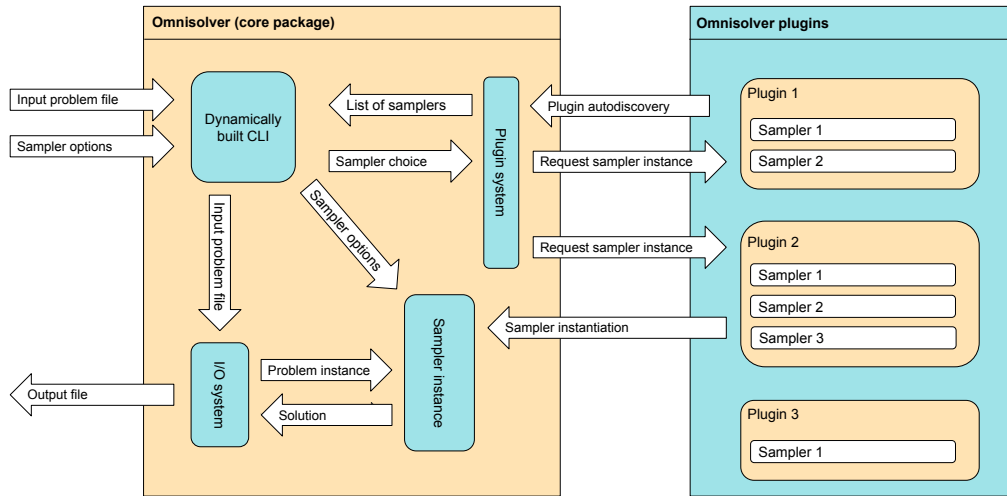


Figure 1: Omnissolver’s architecture diagram.

- dynamically generated command line interface (CLI). The CLI takes into account information provided by the registered plugins, and hence is able to correctly recognize parameters that need to be passed to each solver.

Apart from the core `omnisolver` package, we also implemented several plugins, including:

- `omnisolver-pt` implementing the parallel-tempering algorithm, available at <https://github.com/euro-hpc-pl/omnisolver-pt>
- `omnisolver-bruteforce` implementing the exhaustive search which can optionally be accelerated using CUDA-enabled GPU, available at <https://github.com/euro-hpc-pl/omnisolver-bruteforce>.

2.3. Sample code snippets analysis

Code snippets in this section demonstrate an example implementation of an Omnissolver plugin, providing a dummy solver returning random solutions. While this example is clearly artificial, it should be easy for the reader to extend it to an implementation of an arbitrary nontrivial solver. The plugin is implemented as a Python package called `dummysolver`. The layout of the package is shown in the Listing 1, and the Fig. 2 summarizes the relationship between the package’s essential components.

```

+-- dummysolver
| |-- dummy.yml
| |-- __init__.py
| +-- solver.py
|-- MANIFEST.in
|-- setup.cfg
+-- setup.py

```

Listing 1: Directory structure of dummy omnisolver plugin

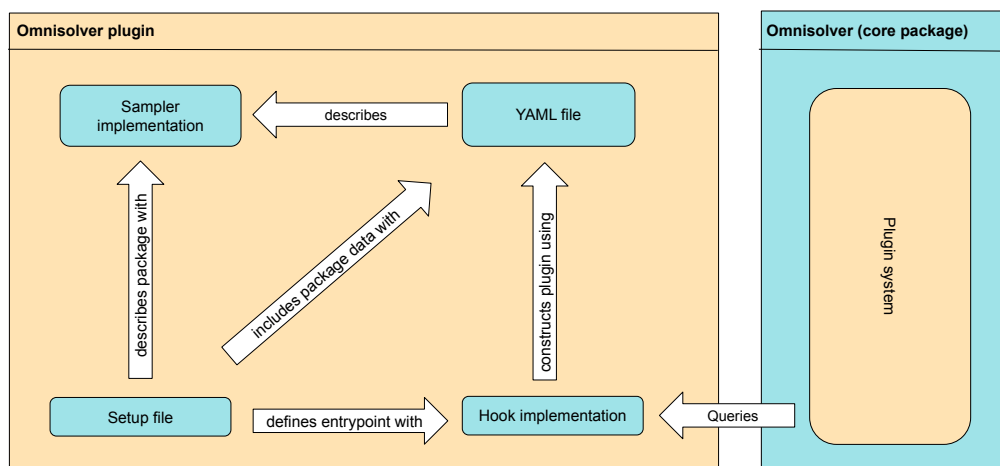


Figure 2: Omnisolver's plugin architecture diagram

The `dummysolver/solver.py` file, presented in Listing 2, contains the implementation of the solver. The `DummySolver` class inherits from `dimod.Sampler` and implements its abstract `sample` method. This method accepts an instance of `dimod.BinaryQuadraticModel` (required by the base class' `sample` method) and an additional keyword parameter `num_solutions` indicating how many solutions should be returned.

```

import dimod
import random

class DummySolver(dimod.Sampler):
    """A dummy sampler returning random solutions for given
    BinaryQuadraticModel."""

    @property
    def parameters(self):
        """Parameters accepted by this sampler."""
        return {"num_solutions": []}

```

```

@property
def properties(self):
    """Properties of this sampler."""
    return {}

def sample(self, bqm, **parameters):
    """Uniformly sample given BQM."""
    num_samples = parameters.pop("num_solutions", 1)
    assert (
        not parameters
    ), f"Unrecognized parameters: {parameters}"

    possible_values = tuple(bqm.vartype.value)
    solutions = [
        [
            random.choice(possible_values)
            for _ in range(bqm.num_variables)
        ]
        for _ in range(num_samples)
    ]

    return dimod.SampleSet.from_samples_bqm(
        solutions, bqm
    ).aggregate()

```

Listing 2: dummysolver/solver.py

To inform the Omnisolver’s plugin system about `DummySolver`, one needs to provide information about the solver’s class, displayed name, and parameters accepted by the solver and their command line counterparts. The easiest way to achieve this is by providing the information in the YAML file, as exemplified by Listing 3.

```

schema_version: 1
name: "dummy"
sampler_class: "dummysolver.solver.DummySolver"
description: "Uniformly random dummy sampler"

init_args: []
sample_args:
  - name: "num_solutions"
    help: "number of sampled solutions"
    type: int
    default: 1

```

Listing 3: dummysolver/dummy.yml

The `init_args` field, specified as an empty list in the example, defines parameters for the solver’s `__init__` method. The `sample_args` list describes

the parameters of the solver's `sample` method. In principle, one could always design the plugin in such a way that all parameters are passed to the `sample` method of the sampler, and thus it might seem redundant to include `init_args` as well. However, to support samplers with a parametrized initializer that already exist on the market, we decided to include the initializer's args as well. An example of such a sampler is the D-Wave's `DWaveSampler`, which can accept several parameters during its initialization [13].

One also needs to define the plugin's entrypoint, which in this case is located in the package's initialization file (Listing 4). Here, we used `omnisolver`'s convenience function `plugin_from_specification` for building the plugin from the definition read from the YAML file. Finally, the entrypoint has to be defined in the package's setup file (Listing 5) to be picked up by the plugin system.

```
from omnisolver.plugin import (
    plugin_from_specification,
    plugin_impl,
)
from pkg_resources import resource_stream
from yaml import safe_load

@plugin_impl
def get_plugin():
    """Construct plugin from given yaml file."""
    specification = safe_load(
        resource_stream("dummysolver", "dummy.yml")
    )
    return plugin_from_specification(specification)
```

Listing 4: `dummysolver/___init___py`

```
[metadata]
name = dummysolver
description = Dummy solver plugin for omnisolver

[options]
packages = dummysolver
python_requires = >= 3.7
install_requires =
    omnisolver >= 0.0.1
include_package_data = True

[options.package_data]
dummysolver = "dummysolver.yml"

[options.entry_points]
omnisolver =
```

```
dummy = dummysolver
```

Listing 5: setup.cfg

3. Illustrative Examples

Examples in this section assume that `omnisolver`, `omnisolver-pt` and `dummysolver` (presented in Subsection 2.3) are installed in the current Python environment.

The available solvers can be displayed by running `omnisolver -h`, as exemplified in Listing 6

```
usage: omnisolver [-h] {pt,dummy,random} ...

optional arguments:
  -h, --help            show this help message and exit

Solvers:
  {pt,dummy,random}
```

Listing 6: Example of running `omnisolver -h`

Help for the specific solver, automatically constructed using Python's standard library `argparse` module, can be obtained by running `omnisolver <solver-name> -h`. Listing 7 shows an example output of running command `omnisolver pt -h`.

```
usage: omnisolver pt [-h] [--output OUTPUT] [--vartype {
  SPIN,BINARY}] [--num_replicas NUM_REPLICAS] [--
  num_pt_steps NUM_PT_STEPS] [--num_sweeps NUM_SWEEPS] [--
  beta_min BETA_MIN] [--beta_max BETA_MAX] input

Parallel tempering sampler

positional arguments:
  input                Path of the input BQM file in C00
                       format. If not specified, stdin is used.

optional arguments:
  -h, --help            show this help message and exit
  --output OUTPUT      Path of the output file. If not
                       specified, stdout is used.
  --vartype {SPIN,BINARY}
                       Variable type
  --num_replicas NUM_REPLICAS
                       number of replicas to simulate (
  default 10)
  --num_pt_steps NUM_PT_STEPS
                       number of parallel tempering steps
```

```

--num_sweeps NUM_SWEEPS
                                number of Monte Carlo sweeps per
parallel tempering step
--beta_min BETA_MIN    inverse temperature of the hottest
replica
--beta_max BETA_MAX    inverse temperature of the coldest
replica

```

Listing 7: Specific help message for the `omnisolver-pt` plugin

Finally, let us demonstrate solving an instance of the Ising spin-glass using a chosen solver. To this end, let us assume that the instance file `instance.txt` as presented in Listing 8 is present in the current directory. The input file comprises rows of the form “`i j J_ij`”. Here, `i` and `j` are indices of variables and `J_ij` is the coupling coefficient between them. In the case of `i = j`, the `J_ii` coefficient is treated as linear bias (magnetic field) acting on the `i`-th spin. For the QUBO formulation, the last element in the row is naturally interpreted as either the quadratic or linear term.

Running `omnisolver pt instance.txt --vartype=SPIN` yields result similar to the one presented in Listing 9.

```

1 2 1.5
0 1 -1
0 2 -3

```

Listing 8: Example file with an instance of Ising spin-glass. The Hamiltonian of the presented problem reads $H(s_0, s_1, s_2) = -1s_0s_1 - 3s_0s_2 + 1.5s_1s_2$.

```

0,1,2,energy,num_occurrences
1,-1,1,-3.5,1

```

Listing 9: Example output of running `omnisolver` on specific Ising spin-glass

4. Impact

This software has two main contributions. Firstly, it provides a unified framework for implementing Ising or QUBO solvers. As such, it should accelerate the process of implementing new algorithms, saving the developers the time needed for writing code handling CLI and input/output system. For the researchers, common CLI and input/output interface should make it easier to interchangeably use a variety of solvers, thus decreasing time needed for preparing and running experiments. In particular, this will mainly benefit entities that face combinatorial optimization problems in their daily routine, such as railway companies. As an example of such an application, we refer an interested reader to the works [14, 15].

Secondly, `Omnisolver` provides several readily available samplers implemented as its plugins, including the parallel-tempering sampler and the

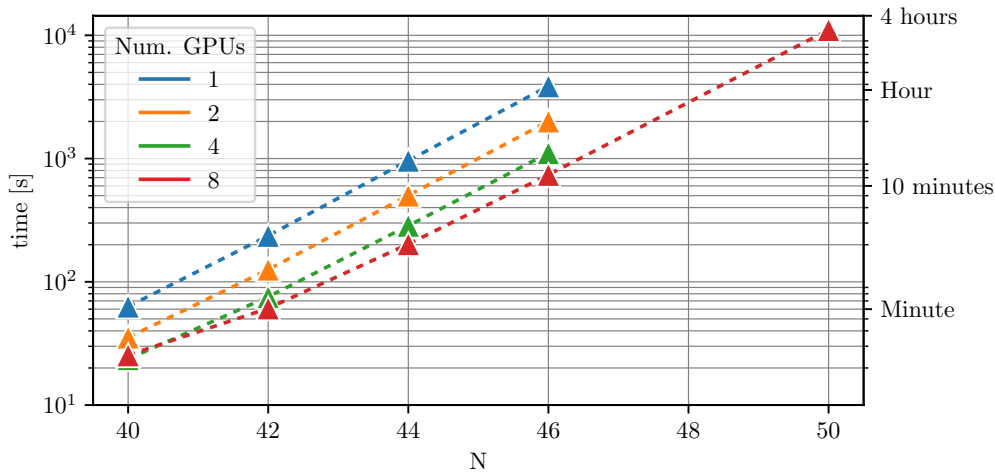


Figure 3: Performance of the GPU-accelerated Omnisolver-bruteforce sampler using a variable number of GPUs. The x-axis shows the problem size, and the y-axis shows the time needed to solve it using 1,2,4 and 8 NVIDIA A100 GPUs.

brute-force sampler capable of finding low-energy spectra of instances with sizes similar to the largest cliques embeddable on present-day D-Wave hardware. To emphasize the usefulness of the currently implemented solver, in Fig. 3 we present initial performance benchmarks for Omnisolver’s bruteforce sampler.

5. Conclusions

We provide the community interested in quantum computing with an extensible framework allowing for communication with various computational backend for solving Ising spin-glasses or QUBOs. The plugins for the framework may implement numerical algorithms as well as serve as interfaces to actual computing devices.

We plan further development of plugins for Omnisolver, which already contains implementations of such algorithms as exhaustive search or parallel tempering. The community is also encouraged to provide their own implementations when coming up with interesting approaches to solving Ising instances.

6. Conflict of Interest

No conflict of interest exists: We wish to confirm that there are no known conflicts of interest associated with this publication and there has been no

significant financial support for this work that could have influenced its outcome.

Acknowledgements

This work is supported by the project “Near-term quantum computers Challenges, optimal implementations and applications” under Grant Number POIR.04.04.00–00–17C1/18–00, which is carried out within the Team-Net programme of the Foundation for Polish Science co-financed by the European Union under the European Regional Development Fund. We gratefully acknowledge Poland’s high-performance computing infrastructure PLGrid (HPC Centers: Cyfronet Athena) for providing computer facilities and support within computational grant no. PLG/2022/015734.

References

- [1] J. Preskill, Quantum Computing in the NISQ era and beyond, *Quantum* 2 (2018) 79. doi:10.22331/q-2018-08-06-79.
URL <https://doi.org/10.22331/q-2018-08-06-79>
- [2] U. Schollwöck, The density-matrix renormalization group in the age of matrix product states, *Annals of physics* 326 (1) (2011) 96–192.
- [3] R. Orús, A practical introduction to tensor networks: Matrix product states and projected entangled pair states, *Annals of Physics* 349 (2014) 117–158.
- [4] E. S. Tiunov, A. E. Ulanov, A. Lvovsky, Annealing by simulating the coherent ising machine, *Optics express* 27 (7) (2019) 10288–10295.
- [5] D. Wu, L. Wang, P. Zhang, Solving statistical mechanics using variational autoregressive networks, *Physical review letters* 122 (8) (2019) 080602.
- [6] K. Jałowiecki, M. M. Rams, B. Gardas, Brute-forcing spin-glass problems with cuda, *Computer Physics Communications* 260 (2021) 107728.
- [7] M. Zaman, K. Tanahashi, S. Tanaka, Pyqubo: Python library for qubo creation, *IEEE Transactions on Computers* (2021).
- [8] K. Tanahashi, S. Takayanagi, T. Motohashi, S. Tanaka, Application of ising machines and a software development for ising machines, *Journal of the Physical Society of Japan* 88 (6) (2019) 061010.

- [9] P. M. Xavier, P. Ripper, T. Andrade, J. D. Garcia, N. Maculan, D. E. B. Neira, Qubo.jl: A julia ecosystem for quadratic unconstrained binary optimization, arXiv reprint arXiv:2307.02577 (2021).
- [10] N. Mohseni, P. L. McMahon, T. Byrnes, Ising machines as hardware solvers of combinatorial optimization problems, *Nature Reviews Physics* 4 (6) (2022) 363–379.
- [11] D-Wave Systems Inc., dimod.
URL <https://github.com/dwavesystems/dimod>
- [12] H. Krekel, pluggy - a minimalist production ready plugin system.
URL <https://github.com/pytest-dev/pluggy>
- [13] D-Wave Systems Inc., D-wave ocean.
URL <https://docs.ocean.dwavesys.com>
- [14] K. Domino, M. Koniorczyk, K. Krawiec, K. Jałowiecki, B. Gardas, Quantum computing approach to railway dispatching and conflict management optimization on single-track railway lines, arXiv preprint arXiv:2010.08227 (2020).
- [15] K. Domino, M. Koniorczyk, K. Krawiec, K. Jałowiecki, S. Deffner, B. Gardas, Quantum annealing in the nisq era: railway conflict management, arXiv preprint arXiv:2112.03674 (2021).