
Self-attention Presents Low-dimensional Knowledge Graph Embeddings for Link Prediction

Peyman Baghershahi
University of Tehran
Tehran, Iran
p.baghershahi@ut.ac.ir

Reshad Hosseini
University of Tehran
Tehran, Iran
reshad.hosseini@ut.ac.ir

Hadi Moradi
University of Tehran
Tehran, Iran
moradih@ut.ac.ir

ABSTRACT

A few models have tried to tackle the link prediction problem, also known as knowledge graph completion, by embedding knowledge graphs in comparably lower dimensions. However, the state-of-the-art results are attained at the cost of considerably increasing the dimensionality of embeddings which causes scalability issues in the case of huge knowledge bases. Transformers have been successfully used recently as powerful encoders for knowledge graphs, but available models still have scalability issues. To address this limitation, we introduce a Transformer-based model to gain expressive low-dimensional embeddings. We utilize a large number of self-attention heads as the key to applying query-dependent projections to capture mutual information between entities and relations. Empirical results on WN18RR and FB15k-237 as standard link prediction benchmarks demonstrate that our model has favorably comparable performance with the current state-of-the-art models. Notably, we yield our promising results with a significant reduction of 66.9% in the dimensionality of embeddings compared to the five best recent state-of-the-art competitors on average.¹

1 Introduction

Knowledge Graphs (KGs) are widely used in various applications such as question answering, information retrieval, recommendation systems, and web search. However, KGs are commonly incomplete with lots of missed relations. Link prediction, also called KG completion, is a kind of automated reasoning to predict missing links between entities of KGs. Existing link prediction methods on KGs lie in two principal directions: embedding-based methods and neural network methods.

Embedding-based methods are faster and have lower nonembedding free parameters. Two main categories of them are translational and semantic matching methods. Translational methods (Bordes et al., 2013; Wang et al., 2014; Sun et al., 2019; Balazevic et al., 2019a) learn linear translations from source to target entities considering their relations. Semantic matching (or tensor decomposition) methods match latent semantics of entities with respect to relations (Nickel et al., 2011; Yang et al., 2015; Trouillon et al., 2016; Lacroix et al., 2018; ZHANG et al., 2019). However, embedding-based methods have scalability issues facing huge KGs due to high dimensional embeddings required for encoding their whole information. This also can lead to overfitting and complexity overload. Besides, they mainly utilize additive or multiplicative operations which result in lack of expressiveness.

In contrast, neural network approaches (Socher et al., 2013; Schlichtkrull et al., 2018; Dettmers et al., 2018; Bansal et al., 2019; Schlichtkrull et al., 2018) enrich representations by storing some learned knowledge in nonembedding free parameters of the model to be shared through the whole KG.

¹Code available at <https://github.com/Peyman-Bi/SAttLE>

However, most of these methods use shallow or inefficient structures that cannot exploit mutual interactions and dependencies between entities and relations to increase expressiveness of representation. Therefore, existing models almost achieve their best results using high dimensional embeddings.

Recently, Transformers (Vaswani et al., 2017) have been successfully used as general encoders for knowledge graph completion with promising results (Wang et al., 2019; Chen et al., 2021). This is because of the ability of self-attention to effectively capture the mutual information and dependencies within a sequence (Shen, 2019). Indeed, entities and relations representations should vary based on the graph context they appear in (Wang et al., 2019). Thus, the self-attention matrix applies query-dependent linear projections to a pair of source entity and relation as the input query in order to propagate dependencies and interactions between them and generate context-aware representations rather than just memorizing general static representations.

Although previous Transformer-based models achieved considerably better results compared to previous models with approximately the same high dimensional embeddings, they still have scalability issues. Moreover, they are large models and use multiple encoder blocks which impose too many nonembedding free parameters and increase time and memory complexity considerably. We introduce SAttLE, a Transformer-based model, to tackle the aforementioned limitations. We found the significance of the number of self-attention heads for capturing dependencies between entities and relations. In contrast to previous similar models, we use a single Transformer encoder block, rather than multiple ones, but with numerous heads to notably reduce free parameters. Consequently, we attain competitive results with embeddings in remarkably low dimensions by stacking simple decoders to our powerful general encoder which makes our model extremely scalable.

In summary, our key contributions are as follows:

- We introduced SAttLE, a highly expressive Transformer-based knowledge graph encoder to address the scalability issue on enormous KGs.
- The importance of self-attention heads is investigated and the model size is reduced by a new structure composed of a single Transformer encoder with numerous heads.
- we achieve competitive performance with state-of-the-art models on FB15k-237 and WN18RR, as standard link prediction benchmarks, by a significant reduction of 66.9% in the dimensionality of embeddings compared to the five best competitors on average.

2 Related Works

Generally, there are two broad categories in the field of link prediction on KGs: embedding-based methods and neural network methods. Embedding-based methods score triples using computed embeddings for entities and relations; They contain two subcategories: translational and semantic matching approaches.

2.1 Embedding-based methods

TransE (Bordes et al., 2013) can be considered as the earliest translational method which considers a simple translation from source to target parameterized by relation, and TransH (Wang et al., 2014) extends these translations to hyperplanes. On the other hand, semantic matching methods try to tie latent semantics of entities with respect to relations. In this category, there are bilinear methods such as RESCALE (Nickel et al., 2011) and DistMult (Yang et al., 2015), both with single embedding for each entity, and similarly SimpleE (Kazemi and Poole, 2018) based on Canonical Polyadic (CP) decomposition (Hitchcock, 1927) except that it dependently embeds entities as source or target with respect to relations and their inverses. Also, TuckER (Balazevic et al., 2019b) based on Tucker decomposition (Tucker, 1966) with a trainable core tensor utilize multi-task learning to share information. Apart from methods using multiplication, HOLE (Nickel et al., 2016) suggested circular correlation to create compositional representations. ComplEx (Trouillon et al., 2016) first noted the capability of complex space to capture anti-symmetric relations. In the same domain, ComplEx-N3 (Lacroix et al., 2018) utilized reciprocal learning and a new regularization method. In order to infer relations such as (anti-)symmetry and inversion, RotatE (Sun et al., 2019) defined relations as rotations from source to target entity on a single complex plane, and QuatE (ZHANG et al., 2019) generalized these rotations to two planes by quaternions. Besides, some methods such as

MuRP (Balazevic et al., 2019a) and ATTH (Chami et al., 2020) that encode KGs in hyperbolic space due to its efficiency for embedding hierarchical data.

Embedding-based methods are not usually applicable to enormous KGs because they need to increase KGs embeddings dimensionality to enhance their expressiveness. So, they face scalability issues and, in cases, overfitting due to high complexity.

2.2 Neural network methods

Contrary to embedding methods, neural network methods obtain expressive representations from pure embeddings using different neural network models. More specifically, NTN (Socher et al., 2013) first proposed a simple feed-forward neural tensor network. Later, ConvE (Dettmers et al., 2018) got effective results, using a Convolutional Neural Network (CNN) on interactive 2d reshaped embeddings. Recently, inspired by ConvE, InteractE (Vashishth et al., 2020a) increased the number of interactions between relation and entity resulting in significant improvements. Similarly, HyperE (Balazević et al., 2019) uses CNNs with relation-specific filter weights for multi-task learning.

Furthermore, Graph Neural Network (GNN) models such as R-GCN (Schlichtkrull et al., 2018), and COMPGCN (Vashishth et al., 2020b), take advantage of graph structure and entities neighborhood to obtain better representations. Similar to GNN models, A2N (Bansal et al., 2019) also represents entities based on query-conditioned bilinear attention on their graph neighbors.

Recently, Transformers (Vaswani et al., 2017) have made promising improvements in various problems (Devlin et al., 2019; Dosovitskiy et al., 2021) as well as KG completion. KG-BERT (Yao et al., 2019) fine-tunes BERT pre-trained language model Devlin et al. (2019) to predict a triple plausibility. CoKE Wang et al. (2019) also tackles KG completion, as Masked Language Model (MLM) task, using a stack of Transformer blocks as encoder. To capture graph context, Hitter Chen et al. (2021) utilizes two levels of Transformer blocks, one to provide relation-dependent embeddings for an entity’s neighbors and the other to aggregate their information. Despite their high-dimensional embeddings, these two methods, especially Hitter, are large and impose too many free parameters that cause considerable time and memory complexity.

Neural network methods share learned knowledge through free parameters of the model, which enables them to attain more expressive representations and reduce the dimensionality of embeddings with less performance degradation. However, the results of these methods are most often notably worse in low-dimensional embeddings. Therefore, scalability is still a significant issue for them.

Out of the above main categories, some other methods such as MINERVA (Das et al., 2018), a reinforcement learning model, and DRUM (Sadeghian et al., 2019), a rule-based model, are proposed and reached interesting results.

3 Methodology

Despite the recent improvements on low dimensional KG embeddings, the considerable gap between the effectiveness of models in low dimensions and high dimensions has currently remained. This gap inspired us to exploit multi-head self-attention mechanism of Transformers as a general powerful method to effectively encode KGs in notably low dimensions and solve the link prediction problem. We aim to apply self-attention to our task since it is proven to be able to effectively capture dependencies and interactions within a sequence and produce highly expressive feature representations (Shen, 2019; Likhoshesterov et al., 2021). In the following, we first introduce the formulation of KG completion, then elaborate on the proposed model, SAttLE.

3.1 Background and Problem Formulation

Let \mathcal{V} and \mathcal{R} represent the set of all entities and relations respectively. In addition, a triple is represented as (s, r, t) , where $s, t \in \mathcal{V}$ are the source and target entities and $r \in \mathcal{R}$ is the corresponding relation between them. A triple is true if it exists in a world or false either. A knowledge graph \mathcal{KG} is a subset of all possible true triples. Formally, each entity and relation in \mathcal{KG} is associated with an embedding vector.

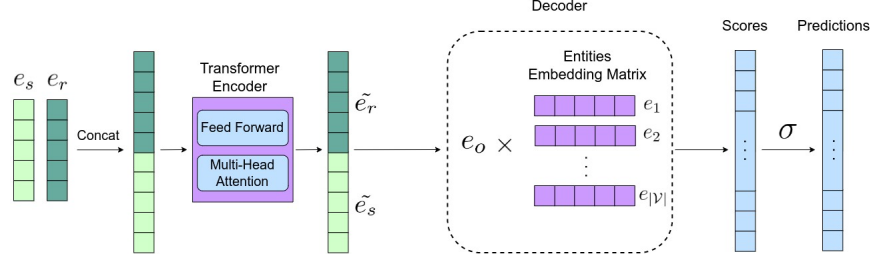


Figure 1: The architecture of SAttLE. (1) Source entity embedding e_s and relation embedding e_r are concatenated and fed to Transformer-based encoder, (2) representations \tilde{e}_s and \tilde{e}_r are generated respectively. (3) A decoder scores triples. First e_o is created which in case of TwoMult decoder is equal to \tilde{e}_r and in the case of Tucker decoder is the projection of \tilde{e}_s made by the core tensor W_c , which its parameters are influenced by \tilde{e}_r . Then the scores are computed by multiplying e_o and entities embedding matrix (4) Final probabilities are obtained by applying logistic sigmoid function to scores.

Link prediction In the context of KGs with relational data, the purpose of link prediction is to find true triples which are not observed in one \mathcal{KG} and add them to it. Concretely, given a triple (s, r, t) that is not in the \mathcal{KG} , the problem is to validate if it is true or not.

3.2 SAttLE

In summary, SAttLE takes the following steps: (1) assigns embedding vectors to each entity and relation in KG, and considers the pair (s, r) of each triple (s, r, t) as the input sequence and feeds it to a Transformer encoder, (2) generates highly expressive representations for r and s of the input sequence in low-dimensions, (3) scores the target of the corresponding triple t based on these representations, and (4) converts the score of t to a probability by applying the logistic sigmoid to the score. A visualization of the steps in SAttLE is given in Figure 1. Details of the above steps are explained in the following.

The first step is assigning an embedding vector $e_v \in \mathbb{R}^{d_e}$ to each entity $v \in \mathcal{V}$, and an embedding vector $e_r \in \mathbb{R}^{d_r}$ to each relation $r \in \mathcal{R}$. To preserve the compatibility of tensor calculus in our model, both relations and entities have a same dimensionality of embeddings (DoE), that is $d_e = d_r = d$.

For each triple (s, r, t) where s has embedding $e_s \in \mathbb{R}^d$ and r has embedding $e_r \in \mathbb{R}^d$, the embedding matrix of the pair (e_s, e_r) is considered to be the query $Q \in \mathbb{R}^{2 \times d}$, the key $K \in \mathbb{R}^{2 \times d}$, and the value $V \in \mathbb{R}^{2 \times d}$ inputs to a transformer block Vaswani et al. (2017). Assuming a simple one-head attention, the attention matrix $A_{sr} \in \mathbb{R}^{2 \times 2}$ is computed as:

$$A_{sr} = \text{softmax}\left(\frac{QK^T}{\sqrt{d_k}}\right). \quad (1)$$

Finally, the output representation matrix of the attention block $H \in \mathbb{R}^{2 \times d}$ for the the source and relation is:

$$H = A_{sr}V. \quad (2)$$

Attention matrix A_{sr} indicates how much should the source entity focus on its own information against the information of the relation and vice versa. As noted by Likhoshesterov et al. (2021), we can interpret A_{sr} as a query-dependent linear projection that applies to the input and propagates mutual information between input elements through itself. Thus, we found it an efficient way to fuse information of an entity and a relation.

Multi-head attention Considering the importance of the attention matrix A_{sr} in our model, multi-head attention is the key to gaining expressive representations. Intuitively, multiple linear projections apply to query, key, and value by different sets of parameters resulting in multiple queries, keys, and values. Self-attention mechanism is conducted over each set of query, key, and value, then final value vectors are concatenated and linearly transformed. Mathematically speaking:

$$\text{MultiH}(Q, K, V) = [H_1, \dots, H_h]W_O, \quad (3)$$

where

$$H_i = \text{softmax}\left(\frac{Q_i K_i^T}{\sqrt{d_k}}\right) V_i.$$

In the above equation, $Q_i = QW_i^Q$, $K_i = KW_i^K$, and $V_i = VW_i^V$ where $W_i^Q \in \mathbb{R}^{d \times d_k}$, $W_i^K \in \mathbb{R}^{d \times d_k}$, $W_i^V \in \mathbb{R}^{d \times d_v}$, and $W^O \in \mathbb{R}^{hd_v \times d}$ are projection matrices and h is the number of heads.

Like usual Transformer model of Vaswani et al. (2017), a token-wise feed-forward is applied to produce the final output representation matrix H_o .

$$H_o = FFN(\text{MultiH}(Q, K, V)), \quad (4)$$

where

$$FFN(x) = \max(0, xW_1 + b_1)W_2 + b_2,$$

wherein $W_1 \in \mathbb{R}^{d \times d_h}$, $b_1 \in \mathbb{R}^{d_h}$, $W_2 \in \mathbb{R}^{d_h \times d}$, and $b_2 \in \mathbb{R}^d$ are trainable parameters. Unlike self-attention, the token-wise feed-forward transforms all elements in the sequence (two element in our case) independently without considering their interactions. Noteworthy, Yun et al. (2020) proves that the value-mapping ability of the token-wise feed-forward in combination with self-attention makes Transformers universal approximators.

3.3 Decoding

So far, we have just efficiently represented the source and the relation in a low-dimensional space. The next task is decoding which aims at incorporating the information embedded in the target entity to score the triple (s, r, t) . We are choosing two kinds of effective and simple decoding methods. It could be possible to get better results by using more complex decoding methods. Here, we select simple decoding methods and leave the others for interested researchers in future works.

In the following, we present our approaches to score each triple (s, r, t) for a possible link between. Consider $H_o = (\tilde{e}_s; \tilde{e}_r)$ is the encoder output representation, where $\tilde{e}_s \in \mathbb{R}^d$ and $\tilde{e}_r \in \mathbb{R}^d$ are the output representations of the s and r , respectively.

TwoMult This simple method is inspired by the method of (Yang et al., 2015). Given a triple (s, r, t) , the score is computed by naively computing the two-way inner product between the representation of the relation \tilde{e}_r and the embedding of the target entity e_t :

$$\phi(s, r, t) = \tilde{e}_r^T e_t \quad (5)$$

For the rest of this paper, we refer to this method of scoring as TwoMult standing for Two-way Multiplication. Despite its simplicity, we believe that TwoMult can be an efficient way of decoding the embedded features. The logic behind it is that the model effectively embeds the information of the source entity into the relation representation in an implicit manner. As a result, the relation output representation would be descriptive enough to utilize solely. Our experimental results confirm this intuition.

Note that we also examined using the output representation of the source entity instead of the relation. Interestingly, the MRR metric, see definition in A.3, reduced by almost 1.5 percent by this replacement. Reasonably, we found that in our model the output representation of the relation carries more important information than the source entity.

Tucker Recently, the state-of-the-art tensor decomposition model Tucker (Balazevic et al., 2019b) has gained promising results in link prediction on KGs. Considering a \mathcal{KG} represented as a binary tensor, Tucker uses Tucker decomposition (Tucker, 1966) to compute a validation score for each triple as:

$$\phi(s, r, t) = W_c \times_1 e_s \times_2 e_r \times_3 e_t, \quad (6)$$

where $W_c \in \mathbb{R}^{d_e \times d_r \times d_e}$ is the core tensor of the decomposition which can be learned and \times_n indicates n-mode tensor product. In SAttLE, we reuse the original Tucker in the following form with some changes in the model configuration (see A.1 for details):

$$\phi(s, r, t) = W_c \times_1 \tilde{e}_s \times_2 \tilde{e}_r \times_3 e_t, \quad (7)$$

Table 1: Datasets statistics. The number of triples in training, test, and validation sets are shown. Also, $|\mathcal{V}|$ and $|\mathcal{R}|$ are the total number of entities and relations respectively.

Datasets	$ \mathcal{V} $	$ \mathcal{R} $	Training	Validation	Test
FB15k-237	14541	237	272115	17535	20466
WN18RR	40943	11	86835	3034	3134

and $W_c \in \mathbb{R}^{d \times d \times d}$. It is worthwhile to state that, the number of core tensor free parameters in the original TuckER scales exponentially with the size of embeddings. Since our embedding vectors are low-dimensional, the number of free parameters of the core tensor is not restrictive.

Eventually to validate a triple (s, r, t) , we compute the probability of t to be a target of the pair (s, r) by applying a logistic sigmoid function to its score computed by one of the mentioned decoding approaches.

3.4 Training

At inference time given a triple (s, r, t) we expect the model to score true target t high among other entities for query $(s, r, ?)$ and score true source s high among other entities for query $(?, r, t)$. In order to satisfy this expectation, we train our model using reciprocal learning (Lacroix et al., 2018). Thus for each triple (s, r, t) we add its inverse (t, r^{-1}, s) to the dataset. Also, we utilize 1-N scoring method (Dettmers et al., 2018) and score each pair (s, r) , containing the inverse triples as well, with all entities as target t . We optimize with Binary Cross-Entropy (BCE) loss to enforce model score observed (valid) triples higher than others. Accordingly, for one sample triple (s, r, t) we have:

$$\mathcal{L} = -\frac{1}{|\mathcal{V}|} \sum_{t' \in \mathcal{V}} y_{t'} \log p_{t'} + (1 - y_{t'}) \log (1 - p_{t'}), \quad (8)$$

where

$$p_{t'} = \sigma(\phi(s, r, t')) \text{ and } y_{t'} = \begin{cases} 1 & \text{if } t' = t, \\ 0 & \text{otherwise.} \end{cases}$$

In the above equation, $\sigma(\cdot)$ is the logistic sigmoid function and \mathcal{V} is the set of all entities. Also, we think that using an advanced alternative of BCE like OSM (One-Sided Margin) proposed by Karimi et al. (2022), which can guarantee the width of the prediction margin, could improve our performance. This could be pursued in future researches.

Furthermore, we observed that adding L2 regularization weakens our model performance. However, we anticipate adding other types of regularization approaches such as N3 regularization (Lacroix et al., 2018) would be a good practice that can make notable improvements. Here, we do not add any regularization and let it as an opportunity for future works.

4 Experiments

Here, we compare SAttLE with the recent state-of-the-art models on two most commonly used benchmark datasets for link prediction to verify its effectiveness. Moreover, we also study the influence of the main components of our model on its performance. Check A.1 for model setups and A.2 for hyper-parameter setups. We make our implementation publicly available.

Datasets We evaluate SAttLE on FB15k-237 (Toutanova et al., 2015) and WN18RR (Dettmers et al., 2018) which are subsets of FB15k and WN18, both by Bordes et al. (2013). These subsets do not have the information leakage problem of the training dataset to the test and validation, and therefore they are more challenging than the original datasets. Consequently, we do not experiment on FB15k and WN18 because of this leakage problem as noted by Dettmers et al. (2018). Statistics of the datasets are summarized in Table 1.

Baseline We compared our method against some strong baselines and the current state-of-the-art models of different categories. Among neural network approaches in Euclidean space, we selected ConvE (Dettmers et al., 2018), A2N (Bansal et al., 2019), QuatE (ZHANG et al., 2019) and two Transformer-based models CoKE (Wang et al., 2019) and HittER (Chen et al., 2021). Also, we take

Table 2: Link prediction results on FB15k-237 and WN18RR. Results of † are taken from (Sun et al., 2019). Other results are taken from original papers and their own experimental setups. DoE stands for Dimensionality of Embeddings. The best results are in bold and the second bests are underlined.

	DoE	FB15k-237				WN18RR			
		MRR	Hits@1	Hits@3	Hits@10	MRR	Hits@1	Hits@3	Hits@10
ComplEx† (Trouillon et al., 2016)	400	.247	.158	.275	.428	.44	.41	.46	.51
ConvE (Dettmers et al., 2018)	200	.325	.237	.356	.501	.43	.40	.44	.52
A2N (Bansal et al., 2019)	512	.317	.232	.348	.486	.45	.42	.46	.51
MURP (Balazevic et al., 2019a)	200	.335	.243	.367	.518	.481	.44	.495	.566
RotatE (Sun et al., 2019)	1000	.338	.241	.375	.533	.476	.428	.492	.571
HypER (Balažević et al., 2019)	200	.341	.252	.376	.52	.465	.436	.477	.522
QuatE (ZHANG et al., 2019)	400	.348	.248	.382	<u>.55</u>	.488	.438	<u>.508</u>	<u>.582</u>
ATTH (Chami et al., 2020)	500	.348	.252	.384	.54	.486	.443	.499	.573
Tucker (Balazevic et al., 2019b)	200	.358	.266	.394	.544	.47	.444	.482	.526
CoKE (Wang et al., 2019)	256	<u>.364</u>	<u>.272</u>	<u>.400</u>	.549	.484	.450	.496	.553
Hitter Chen et al. (2021)	320	.373	.279	.409	.558	.503	.462	.516	.584
SAttLE-TwoMult	<u>100</u>	.360	.268	.396	.545	<u>.491</u>	<u>.454</u>	<u>.508</u>	.558
SAttLE-Tucker	64	.358	.266	.394	.541	.476	.442	.490	.54

Tucker (Balazevic et al., 2019b) and HypER (Balažević et al., 2019) as tensor factorization models in the Euclidean space. RotatE (Sun et al., 2019) and ComplEx (Trouillon et al., 2016) are chosen as methods based on the complex space representation. Finally among hyperbolic space approaches, MuRP (Balazevic et al., 2019a) and ATTH (Chami et al., 2020) are considered.

Evaluation Protocol We evaluate our model for link prediction using two standard metrics which are commonly used: Mean Reciprocal Rank (MRR), and Hits@ k ratios both with *filtered* setting (Bordes et al., 2013). More information is provided in A.3.

5 Results

In order to evaluate SAttLE performance, we challenged it against some powerful state-of-the-art models. The empirical results on FB15k-237 and WN18RR are summarized in Table 2. The Dimensionality of Embeddings (DoE) for each model is also reported alongside its name. For ComplEx, Rotate, and QuatE, reported DoE is the sum of all assigned embedding vectors. For the case of ComplEx and Rotate, both real and complex components are counted for DoE. Similarly for the case of QuatE, real and all quaternions are counted. The QuatE results are reported without N3 regularization (check Appendix 7.2 of ZHANG et al. (2019)).

Table 2 clearly brightens the great performance of SAttLE against the competitors with significantly lower dimensionality of embeddings. Overall, SAttLE has the second best performance on WN18RR. In addition, SAttLE beats most of the state-of-the-art methods on FB15k-237 except for CoKE and Hitter.

Obviously, on both datasets Hitter has achieved the best performance. Actually, Hitter is a powerful model composed of two transformer blocks to produce relation-dependent information for neighbors and capture graph structure. However, these two blocks have many parameters and increase time and memory complexity considerably. On the other hand, Hitter and CoKE both use multiple encoder blocks same as (Vaswani et al., 2017) which makes their complexity issue severe.

Clearly, on FB15k-237, Tucker is our closest competitor. Multi-task learning by sharing knowledge across relations makes Tucker effective on datasets with relatively more relations. However on datasets like WN18RR with more entities and small number of relations, Tucker has relatively low performance. In contrast, self-attention in SAttLE captures dependencies and interactions between both entities and relations. Therefore, it performs well on both datasets with lots of entities or lots of relations. On the other hand, number of free parameters in SAttLE-Twomult grows linearly with respect to the dimension of the embeddings while it grows exponentially for Tucker because of its core tensor.

Table 3: Results on FB15k-237 and WN18RR with $d = 32$. Both MURP and ATTH results are taken from (Chami et al., 2020). The best results are in bold.

	FB15k-237				WN18RR			
	MRR	Hits@1	Hits@3	Hits@10	MRR	Hits@1	Hits@3	Hits@10
MURP	.323	.235	.353	.501	.465	.420	.484	.544
ATTH	.324	.236	.354	.501	.466	.419	.484	.551
SAttLE-Tucker	.340	.252	.372	.513	.454	.414	.474	.527

QuatE has the closest results to ours on WN18RR, since it efficiently models such datasets with numerous symmetry relations. On the other hand, WN18RR has lots of hierarchical relations that explain the good results of ATTH and MURP on this dataset because of using embeddings in the hyperbolic domain. To the best of our knowledge these two models are the only models that concern low-dimensional embeddings to tackle scalability issues so we made comparisons between them and SAttLE with embeddings of very low dimensions.

Table 3 shows performance of ATTH, MURP, and SAttLE in very low dimensions ($d = 32$). As discussed above, performances of MURP and ATTH oscillate between different datasets depending on the number of hierarchical relations. Therefore, they perform worse on FB15k-237 with fewer hierarchical relations compared to WN18RR although they have better results on WN18RR. It is also worth mentioning that despite their promising results in low-dimensions, their best results are achieved in high-dimensions and SAttLE surpasses them in higher dimensions as shown in Table 2. Besides, SAttLE makes no assumptions about the data making it efficiently applicable on different datasets.

Lastly, The main goal of this work is to decrease the dimensionality of embeddings while retaining the model effectiveness. The empirical results in Table 2 clearly demonstrate how notably efficient SAttLE is with embeddings in comparably lower dimensions than other methods.

Considering both datasets, SAttLE outperforms or performs competitively with HittER, CoKE, QuatE, Tucker, and ATTH as the five best state-of-the-arts which have respectively 3.2x, 2.56x, 4x, 2x, and 5x, or in average 3.35x, greater number of dimensions. Consequently, SAttLE is highly expressive and successfully alleviates the scalability problem for huge KGs with a vast number of entities and relations.

5.1 Ablation Study

5.1.1 Effect of the number of attention-heads

Using self-attention to obtain powerful representations by absorbing the information interaction and dependencies between the entities and relations is the core idea of our model. We discussed that multi-head attention is beneficial to produce representations in different subspaces and encode different dependencies and relationships by attending to each representation space.

Previously HittER and CoKE have used multiple encoder blocks with low number of attention heads same as the original Transformer. However, we found that a sufficiently large number of heads results in more expressiveness than using multiple encoder blocks. More detailed comparison in Section 5.2.1.

The outcomes in Figure 2 clearly confirm our hypothesis that enhancing the number of heads offers better representations and makes advantages without overfitting. Meanwhile, it illustrates linear growth of the number of Nonembedding Free Parameters (NFP) by increasing the number of attention heads. In consequence, we make a trade-off and choose 64 heads since it leads to desirable performance while avoids enlarging the model. As declared in Figure 2, we find that self-attention with small number of heads and negligible number of free parameters can also offer great advantages.

5.1.2 Effect of the dimensionality of embeddings

We have also challenged SAttLE in very low dimensions to demonstrate its great scalability to very big KGs. Table 4 shows SAttLE performance in different dimensionality of embeddings. Notably in $d = 64$, SAttLE surpasses most of our competitors. The model efficiency is also considerable

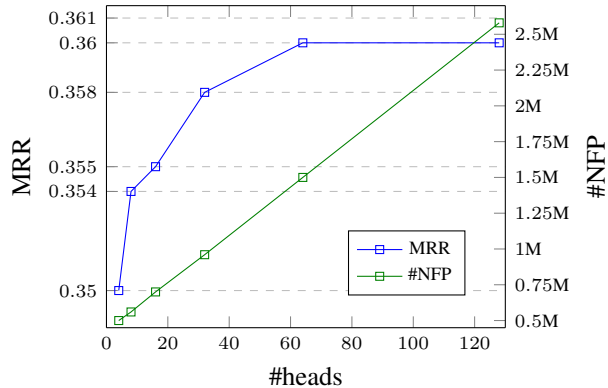


Figure 2: MRR of SAttLE-TwoMult on FB15k-237 and the Number of Nonembedding Free Parameters (NFP) of the model for different number of attention heads for $d = 100$ and $\#\text{heads} \in \{4, 8, 16, 32, 64, 128\}$. Sufficiently large $\#\text{heads}$ makes improvements without adding lots of parameters. Even with low $\#\text{heads}$ and negligible free parameters SAttLE is so effective.

in $d = 32$. Consequently, SAttLE can be an applicable and expressive choice in the cases where numerous entities or relations make memory and computation bottlenecks.

5.1.3 Effect of the decoding methods

SAttLE implicitly encodes the information of the source entity in the relation before decoding. In consequence, our experiments in Table 2 demonstrate that the simple TwoMult method interestingly performs quite well and reduces the risk of overfitting. Especially, TwoMult scoring method is powerful and useful when a considerably low memory rules decision making on model architecture since it adds no more parameters.

As discussed before, SAttLE is easily adaptive with different decoding methods. Table 4 shows that applying a more complex decoding method like Tucker would make considerable improvements in very low dimensions, for example $d = 32$.

However, SAttLE performance with Tucker decoder degrades in $d = 100$. We think a suitable regularization method or just a wider hyper-parameter search could refine this behavior. In contrast, TwoMult simplicity brings the advantage of better generalization in $d = 100$ to attain great results.

5.2 Discussion

5.2.1 Parameter efficiency of SAttLE

As discussed before, compared to previous Transformer-based models SAttLE utilizes single encoder block with large number of attention heads rather than multiple encoders blocks. Table 5 illustrates the parameter efficiency of SAttLE based on the number of Nonembedding Free Parameters (NFP) and Embedding Free Parameters (EFP).

Obviously, our model is remarkably smaller than CoKE and HittER with 75% and 87% lower #NFP on FB15k-237, also 82% and 89% #NFP on WN18RR respectively. This confirms our claim that

Table 4: Results on FB15k-237 using different DoEs for our two decoders, namely TwoMult and Tucker.

	DoE (d)	MRR	Hits@1	Hits@3	Hits@10
SAttLE-TwoMult	100	.360	.268	.396	.545
	64	.355	.264	.389	.535
	32	.335	.247	.367	.507
SAttLE-Tucker	100	.357	.265	.395	.541
	64	.358	.266	.393	.541
	32	.340	.252	.372	.513

Table 5: Parameter efficiency on FB15k-237 and WN18RR.

	FB15k-237		WN18RR	
	#NFP	#EFP	#NFP	#EFP
CoKE	6.16M	3.84M	6.51M	10.49M
HittER	11.20M	4.80M	10.89M	13.11M
SAttLE-TwoMult	1.50M	1.50M	1.14M	4.10M

instead of multiple encoder blocks and low number of heads, as used in CoKE and HittER, we can decrease model complexity and gain competitive performance by one encoder block and increasing the number of heads.

On the other hand, as discussed before, we have considerably lower #EFP because of lower dimensionality of embeddings. Especially, these two parameter reductions are more important and significant in the case of immense KGS with numerous entities and relations.

5.2.2 Time Complexity

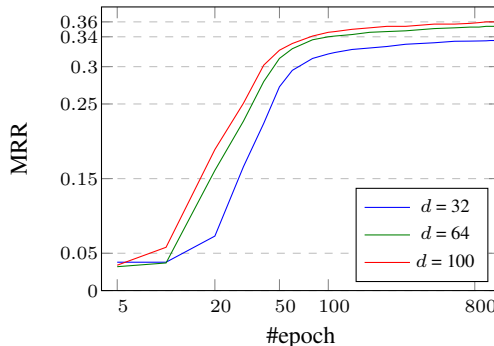
As we know, SAttLE is consist of a Transformer-based encoder and two different decoding methods. The multi-head attention block in our model takes three steps. First, to produce matrices $Q \in \mathbb{R}^{2 \times d}$, $K \in \mathbb{R}^{2 \times d}$, and $V \in \mathbb{R}^{2 \times d}$ in each head, input matrix $(e_s; e_r) \in \mathbb{R}^{2 \times d}$ should be linearly transformed by three learned matrices in $\mathbb{R}^{d \times d}$ which has computational complexity $O(d^2)$. Second to compute the output representation matrix $H \in \mathbb{R}^{2 \times d}$ from Equation 2, we have to compute the attention matrix $A_{sr} \in \mathbb{R}^{2 \times 2}$ from Equation 1 and that takes the time complexity of $O(d)$ overall. Third step is to compute $H_o \in \mathbb{R}^{2d}$ from Equation 4 which also has complexity $O(d)$. Therefore, time complexity of our encoder is $O(d^2)$. Regarding Equation 5, if we use TwoMult then the decoder complexity is $O(d)$ because we just have a simple multiplication. On the other hand, using Tucker as decoder imposes complexity $O(d^3)$ considering Equation 7. Consequently, SAttLE-TwoMult and SAttLE-Tucker have time complexity $O(d^2)$ and $O(d^3)$, respectively.

5.2.3 Convergence Behavior

KGs are intrinsically very dynamic, as a result in lots of real world applications multiple models should be trained based on the amount of data changes in a period of time. So, the convergence speed of models developed for link prediction is important. Figure 3 shows the convergence behavior of SAttLE for different DoEs on FB15k-237. Obviously, with small number of epochs, SAttLE achieves sufficiently desirable performance.

6 Conclusion and Future Works

We introduce SAttLE, a model powered by self-attention to embed KGs in low dimensions. Our Transformer-based method, efficiently models dependencies and interactions between entities and

**Figure 3:** Convergence behavior of SAttLE-TwoMult on FB15k-237 for different DoEs $d \in \{32, 64, 100\}$.

relations using multi-head self-attention mechanism to produce highly expressive representations. We utilized simple scoring methods to decode the representations. Regarding the empirical results on two standard link prediction datasets, SAttLE requires embeddings in significantly lower dimensions than the recent state-of-the-art models to achieve favorably comparable results on FB15k-237 and WN18RR.

There would be several extensions of our work that future researchers can look into them. The first is to take advantage of our encoder expressive representations and attach more efficient decoding methods. We did not use any regularization methods, so adding an appropriate regularization method such as the one proposed by Lacroix et al. (2018) could lead to considerable improvements. Lastly, we believe that one could just inclusively fine-tune the vast number of our model hyper-parameters, to explore a proper set and get better results.

References

- Antoine Bordes, Nicolas Usunier, Alberto Garcia-Duran, Jason Weston, and Oksana Yakhnenko. Translating embeddings for modeling multi-relational data. In *Advances in Neural Information Processing Systems*, volume 26. Curran Associates, Inc., 2013.
- Zhen Wang, Jianwen Zhang, Jianlin Feng, and Zheng Chen. Knowledge graph embedding by translating on hyperplanes. In *the AAAI Conference on Artificial Intelligence*, volume 28, 2014.
- Zhiqing Sun, Zhi-Hong Deng, Jian-Yun Nie, and Jian Tang. Rotate: Knowledge graph embedding by relational rotation in complex space. In *the International Conference on Learning Representations*, 2019.
- Ivana Balazevic, Carl Allen, and Timothy Hospedales. Multi-relational poincaré graph embeddings. In *Advances in Neural Information Processing Systems*, volume 32. Curran Associates, Inc., 2019a.
- Maximilian Nickel, Volker Tresp, and Hans-Peter Kriegel. A three-way model for collective learning on multi-relational data. In *the International Conference on Machine Learning*, page 809–816, 2011.
- Bishan Yang, Wen-tau Yih, Xiaodong He, Jianfeng Gao, and Li Deng. Embedding entities and relations for learning and inference in knowledge bases. In *the International Conference on Learning Representations*, 2015.
- Théo Trouillon, Johannes Welbl, Sebastian Riedel, Éric Gaussier, and Guillaume Bouchard. Complex embeddings for simple link prediction. In *the International Conference on Machine Learning*, page 2071–2080, 2016.
- Timothee Lacroix, Nicolas Usunier, and Guillaume Obozinski. Canonical tensor decomposition for knowledge base completion. In *the International Conference on Machine Learning*, pages 2863–2872, 2018.
- SHUAI ZHANG, Yi Tay, Lina Yao, and Qi Liu. Quaternion knowledge graph embeddings. In *Advances in Neural Information Processing Systems*, volume 32. Curran Associates, Inc., 2019.
- Richard Socher, Danqi Chen, Christopher D Manning, and Andrew Ng. Reasoning with neural tensor networks for knowledge base completion. In *Advances in Neural Information Processing Systems*, volume 26. Curran Associates, Inc., 2013.
- Michael Schlichtkrull, Thomas N. Kipf, Peter Bloem, Rianne van den Berg, Ivan Titov, and Max Welling. Modeling relational data with graph convolutional networks. In *The Semantic Web*, pages 593–607. Springer International Publishing, 2018.
- Tim Dettmers, Pasquale Minervini, Pontus Stenetorp, and Sebastian Riedel. Convolutional 2d knowledge graph embeddings. In *the AAAI Conference on Artificial Intelligence*, volume 32, 2018.
- Trapit Bansal, Da-Cheng Juan, Sujith Ravi, and Andrew McCallum. A2N: Attending to neighbors for knowledge graph inference. In *the Annual Meeting of the Association for Computational Linguistics*, pages 4387–4392. Association for Computational Linguistics, 2019.
- Ashish Vaswani, Noam Shazeer, Niki Parmar, Jakob Uszkoreit, Llion Jones, Aidan N Gomez, Łukasz Kaiser, and Illia Polosukhin. Attention is all you need. In *Advances in Neural Information Processing Systems*, volume 30. Curran Associates, Inc., 2017.
- Quan Wang, Pingping Huang, Haifeng Wang, Songtai Dai, Wenbin Jiang, Jing Liu, Yajuan Lyu, Yong Zhu, and Hua Wu. Coke: Contextualized knowledge graph embedding. 2019.

- Sanxing Chen, Xiaodong Liu, Jianfeng Gao, Jian Jiao, Ruofei Zhang, and Yangfeng Ji. HittER: Hierarchical transformers for knowledge graph embeddings. In *the Conference on Empirical Methods in Natural Language Processing*, pages 10395–10407. Association for Computational Linguistics, 2021.
- Huitao Shen. Mutual information scaling and expressive power of sequence models, 2019.
- Seyed Mehran Kazemi and David Poole. Simple embedding for link prediction in knowledge graphs. In *Advances in Neural Information Processing Systems*, volume 31. Curran Associates, Inc., 2018.
- Frank L. Hitchcock. The expression of a tensor or a polyadic as a sum of products. In *Journal of Mathematics and Physics*, volume 6, pages 164–189, 1927.
- Ivana Balazevic, Carl Allen, and Timothy Hospedales. TuckER: Tensor factorization for knowledge graph completion. In *the Conference on Empirical Methods in Natural Language Processing and the International Joint Conference on Natural Language Processing*, pages 5185–5194. Association for Computational Linguistics, 2019b.
- Ledyard R Tucker. Some mathematical notes on three-mode factor analysis. In *Psychometrika*, volume 31, pages 279–311, 1966.
- Maximilian Nickel, Lorenzo Rosasco, and Tomaso Poggio. Holographic embeddings of knowledge graphs. In *the AAAI Conference on Artificial Intelligence*, volume 30, 2016.
- Ines Chami, Adva Wolf, Da-Cheng Juan, Frederic Sala, Sujith Ravi, and Christopher Ré. Low-dimensional hyperbolic knowledge graph embeddings. In *the Annual Meeting of the Association for Computational Linguistics*, pages 6901–6914. Association for Computational Linguistics, 2020.
- Shikhar Vashishth, Soumya Sanyal, Vikram Nitin, Nilesh Agrawal, and Partha Talukdar. Interact: Improving convolution-based knowledge graph embeddings by increasing feature interactions. In *the AAAI Conference on Artificial Intelligence*, volume 34, 2020a.
- Ivana Balažević, Carl Allen, and Timothy M. Hospedales. Hypernetwork knowledge graph embeddings. In *the International Conference on Artificial Neural Networks*, page 553–565. Springer-Verlag, 2019.
- Shikhar Vashishth, Soumya Sanyal, Vikram Nitin, and Partha Talukdar. Composition-based multi-relational graph convolutional networks. In *the International Conference on Learning Representations*, 2020b.
- Jacob Devlin, Ming-Wei Chang, Kenton Lee, and Kristina Toutanova. BERT: Pre-training of deep bidirectional transformers for language understanding. In *the Conference of the North American Chapter of the Association for Computational Linguistics*, pages 4171–4186. Association for Computational Linguistics, 2019.
- Alexey Dosovitskiy, Lucas Beyer, Alexander Kolesnikov, Dirk Weissenborn, Xiaohua Zhai, Thomas Unterthiner, Mostafa Dehghani, Matthias Minderer, Georg Heigold, Sylvain Gelly, Jakob Uszkoreit, and Neil Houlsby. An image is worth 16x16 words: Transformers for image recognition at scale. In *the International Conference on Learning Representations*, 2021.
- Liang Yao, Chengsheng Mao, and Yuan Luo. Kg-bert: Bert for knowledge graph completion, 2019.
- Rajarshi Das, Shehzaad Dhuliawala, Manzil Zaheer, Luke Vilnis, Ishan Durugkar, Akshay Krishnamurthy, Alex Smola, and Andrew McCallum. Go for a walk and arrive at the answer: Reasoning over paths in knowledge bases using reinforcement learning. In *the International Conference on Learning Representations*, 2018.
- Ali Sadeghian, Mohammadreza Armandpour, Patrick Ding, and Daisy Zhe Wang. Drum: End-to-end differentiable rule mining on knowledge graphs. In *Advances in Neural Information Processing Systems*, volume 32. Curran Associates, Inc., 2019.
- Valerii Likhoshesterov, Krzysztof Choromanski, and Adrian Weller. On the expressive power of self-attention matrices, 2021.
- Chulhee Yun, Srinadh Bhojanapalli, Ankit Singh Rawat, Sashank Reddi, and Sanjiv Kumar. Are transformers universal approximators of sequence-to-sequence functions? In *the International Conference on Learning Representations*, 2020.
- Ali Karimi, Zahra Mousavi Kouzehkanan, Reshad Hosseini, and Hadi Asheri. Introducing one sided margin loss for solving classification problems in deep networks, 2022.

Kristina Toutanova, Danqi Chen, Patrick Pantel, Hoifung Poon, Pallavi Choudhury, and Michael Gamon. Representing text for joint embedding of text and knowledge bases. In *the Conference on Empirical Methods in Natural Language Processing*, pages 1499–1509. Association for Computational Linguistics, 2015.

Adam Paszke, Sam Gross, Francisco Massa, Adam Lerer, James Bradbury, Gregory Chanan, Trevor Killeen, Zeming Lin, Natalia Gimelshein, Luca Antiga, Alban Desmaison, Andreas Kopf, Edward Yang, Zachary DeVito, Martin Raison, Alykhan Tejani, Sasank Chilamkurthy, Benoit Steiner, Lu Fang, Junjie Bai, and Soumith Chintala. Pytorch: An imperative style, high-performance deep learning library. 32, 2019.

Diederik P. Kingma and Jimmy Ba. Adam: A method for stochastic optimization. In *the International Conference on Learning Representations*, 2015.

Liam Li, Kevin Jamieson, Afshin Rostamizadeh, Ekaterina Gonina, Jonathan Ben-tzur, Moritz Hardt, Benjamin Recht, and Ameet Talwalkar. A system for massively parallel hyperparameter tuning. In *Third Conference on Systems and Machine Learning*, 2020.

Zhiqing Sun, Shikhar Vashishth, Soumya Sanyal, Partha Talukdar, and Yiming Yang. A re-evaluation of knowledge graph completion methods. In *the Annual Meeting of the Association for Computational Linguistics*, pages 5516–5522. Association for Computational Linguistics, 2020.

A Experimental Details

A.1 Model Setups

Following the settings of Vaswani et al. (2017) for the original Transformer model, we use dropout before and after the multi-head attention block, after applying softmax in each self-attention block, and also after the position feed-forward block with rates of do_{enc} , do_{mha} , do_{sdp} , and do_{pff} respectively.

Moreover, compared to the original setting we remove the first fully-connected layer before the multi-head attention block since we observed that it slightly degrades the model performance. We conjecture that in our case, this projection layer might cause a non-optimal information fusion between the input relation and entity due to the difference between their embedding spaces. By the same intuition, the layer normalization before the multi-head attention block is respectively replaced by two separate batch normalizations, one for relations and one for entities.

As the last configuration, we remove the layer normalization after the position-wise feed-forward when Tucker is used as the scoring function. Also, compared to the setting of Balazevic et al. (2019b) for TuckER, we preserve the first batch normalization on the source entity and remove all other batch normalizations and dropouts.

A.2 Hyper-parameter Setups

We implemented our model in PyTorch (Paszke et al., 2019) and trained it on a single GPU. To optimize our model we use Adam (Kingma and Ba, 2015). It is noteworthy to state that inheriting the characteristics of the original Transformers, our model has lots of hyper-parameters. Consequently, we could not search for all hyper-parameters at once. Instead, we fixed the number of attention heads to 64 as discussed in Section 5.1.1 and searched for other hyper-parameters based on the validation sets performance according to MRR in the following manner.

We find all the hyper-parameters of the model with random search. First we tuned training parameters and fixed them for the rest of tunings. We chose batch size from {128, 512, 1024, 2048}, learning rate from {0.0001, 0.0005, 0.001}, learning rate decay from 1, 0.995 with fixed step size of 2 epochs. Second, we tuned model architecture hyper-parameters except number of attention heads where d_k and d_v varied between {32, 50, 64} and d_h between {100, 512, 1024, 2048}.

We fixed previous hyper-parameters and tuned dropout rates in {0.1, 0.2, 0.3, 0.4} using Bayesian optimization combined with ASHA (Li et al., 2020), an asynchronous aggressive early stopping method. Table 6 lists the full set hyper-parameters we chose to get the reported results of this paper.

Table 6: Hyper-parameters settings for the reported results in this paper.

Datasets	Decoder	d	do_{enc}	do_{mha}	do_{pff}	do_{sdp}	d_h	bs	dr	lr	ls	d_k	d_v	#heads
FB15k-237	TwoMult	100	0.4	0.3	0.2	0.1	2048	2048	0.995	0.001	0.1	32	50	64
		64	0.2	0.3	0.2	0.1								
		32	0.1	0.1	0.1	0.1								
	Tucker	100	0.4	0.2	0.3	0.1								
		64	0.4	0.2	0.2	0.1								
		32	0.1	0.2	0.1	0.1								
WN18RR	TwoMult	100	0.3	0.4	0.4	0.1	100	1024	1					
	Tucker	64	0.3	0.4	0.4	0.1								
	Tucker	32	0.1	0.1	0.3	0.4								

A.3 Evaluation Protocol

To evaluate link prediction in KGs, we use two standard metrics which are commonly used: Mean Reciprocal Rank (MRR), and Hits@ k ratios. Both of these metrics are basically based on the ranking of the ground truth triple score against all of the corrupted triples. Specifically, we use *filtered* setting (Bordes et al., 2013), so to compute left rank, we first perturb target entity of a triple with all entities that don't make a corrupted triple which already exists in train, test, or validation sets except the true triple itself. Then, all corrupted triples are scored and sorted in descending order and the rank of the true triple is saved. We follow the same procedure to compute right rank of each triple by perturbing source entity. Take note that, for our results to be fair for comparison we use the random protocol proposed by Sun et al. (2020), as a result, the true triple is randomly placed among corrupted triples before scoring and sorting. MRR is the average of the inverse of the mean ranks (over left and right ranks) of the true triples. Hits@ k ratios are the percentage of times a true triple is ranked lower than or equal to k .