



## Precondition and Effect Reasoning for Action Recognition

Hongsang Yoo<sup>a</sup>, Haopeng Li<sup>a</sup>, QiuHong Ke<sup>b,\*\*</sup>, Liangchen Liu<sup>a</sup>, Rui Zhang<sup>c</sup>

<sup>a</sup>School of Computing and Information Systems, The University of Melbourne, Melbourne, Australia

<sup>b</sup>Department of Data Science & AI, Monash University, Melbourne, Australia

<sup>c</sup>Graduate School at Shenzhen, Tsinghua University, Shenzhen, China


### ABSTRACT

Human action recognition has drawn a lot of attention in the recent years due to the research and application significance. Most existing works on action recognition focus on learning effective spatial-temporal features from videos, but neglect the strong causal relationship among the precondition, action and effect. Such relationships are also crucial to the accuracy of action recognition. In this paper, we propose to model the causal relationships based on the precondition and effect to improve the performance of action recognition. Specifically, a Cycle-Reasoning model is proposed to capture the causal relationships for action recognition. To this end, we annotate precondition and effect for a large-scale action dataset. Experimental results show that the proposed Cycle-Reasoning model can effectively reason about the precondition and effect and can enhance action recognition performance.

© 2022 Elsevier Ltd. All rights reserved.

### 1. Introduction

Great progress has been made in action recognition due to the success of deep neural networks and multimodal learning in the past few years [29]. However, little effort has been exerted to focus on the study of interaction between precondition-action and action-effect in this task. Precondition and effect play an important role in empowering an agent with the ability to reason precondition-action and action-effect relation. Despite recent advances in artificial intelligence (AI), artificial agents still lack the ability to understand the relationship between action and effect in the real world [7]. It is critical for artificial agents to be able to understand action and effect relation in order to simulate the action and reason in real world. For example, it is easy for humans to infer that an action of dropping a glass will lead to the state it is broken or lies on the floor, but for robots, the task still remains challenging. Furthermore, action recognition could be better generalized in the context of precondition and effect [33]. For instance, in [33], it was shown that modelling



**Fig. 1. Relationship among the precondition, action and effect. We argue that action can be used to predict precondition and effect. And likewise precondition and effect in turn can be used to improve action recognition**

actions as a transformation from precondition to effect led to stronger generalization in cross-category beyond learned action categories. Therefore, the importance of roles of precondition and effect in action recognition cannot be emphasized enough.

More specifically, in this context, learning the relationship among precondition, action and effect is meaningful. Although the research on precondition, action and effects is prevalent in traditional action planning [24, 25, 1, 37], modelling their relationships in terms of action recognition is under-explored. Such study could be beneficial for both precondition and effect task and action recognition task. For example, on the one hand, side information such as precondition and effect can be an informative indicator to action as it provides extra information which

\*\*Corresponding author: QiuHong Ke. Hongsang Yoo and Haopeng Li have equal contributions.

*e-mail:* hongsang.yoo@student.unimelb.edu.au (Hongsang Yoo),  
haopeng.li@student.unimelb.edu.au (Haopeng Li),  
qiuHong.ke@monash.edu (QiuHong Ke),  
liangchen.liu@unimelb.edu.au (Liangchen Liu), rayteam@yeah.net  
(Rui Zhang)

cannot be directly extracted from visual features. On the other hand, action information can also be beneficial for the task of precondition and effect as it provides counter part for causal relationship features. This interaction among precondition-action and action-effect is illustrated in Fig. 1.

Although exploring the benefit by learning the relationship among the precondition, action and effect is promising, there exists no dataset containing such information. To the best of our knowledge, there were attempts [42] to study this relationship by re-annotating existing datasets for action recognition. However, these re-annotated datasets only included some features for action recognition task in the context of precondition and effect, but did not contain labels of precondition or effect. The lack of precondition and effect labels limits its ability to achieve the goal of precondition and effect reasoning for action recognition. Therefore, it is critical to construct a dataset with these dedicated annotations as the test base for this scenario.

In this paper, we target at this, and build a novel annotation set by identifying and performing annotation of meaningful concepts namely precondition, effect and super-class, which are closely related to actions, and develop several novel models to utilize the annotation to predict action and effect. Our model learns the precondition/effect class based on the probability distribution of action, and learns the action class based on probability distribution of precondition/effect.

The main contributions are summarized as follows:

1. Based on the action labels from the dataset, we newly created labels relevant to action (i.e., precondition, effect) to infer their correlations.
2. We developed several models by leveraging these annotations as a feature and concatenating it with visual features.
3. We showed that not only these annotations contribute to the significant improvement of action recognition, but also that performance can be continuously improved in cycles where annotation class and action class keep increasing the other's accuracy.

The rest of this paper is organized as follows. We will review related works for this project in Section 2. Next, in Section 3, we will introduce datasets used in our work and discuss how we created labels of precondition, effect and super-class. Then, in Section 4, we will discuss how we developed the models<sup>1</sup> applying these labels. In Section 5, we will compare the experiment results and conduct analysis on the relationship of action and annotated labels. Finally, we conclude our works and summarize our contribution.

## 2. Related work

We review the related work from two aspects: action recognition and relationship reasoning in action.

### 2.1. Video-based Action Recognition

In the AI planning area, an action can be represented by the semantic level state transition from precondition to effect [24]. Therefore, action is defined as a process of transformation that lies between the state of precondition and effect.

There has been a great deal of work [4, 34, 35, 3, 31, 21, 36] in video action recognition and prediction. In action recognition, the model recognizes a human action from a complete video containing full action execution whereas in action prediction, the model infers a human action from temporally incomplete video data [17]. Thus, the key difference between the two tasks lies in the time of decision-making, in other words, when to make the inference. In this work, we focus on the task of RGB-based action recognition since it is the mainstream methods on the task of video action recognition. Two popular methods of RGB-based action recognition are Two-Stream 2D CNN-Based Methods and 3D CNN-Based Methods [29].

#### 2.1.1. RGB-based Action Recognition Methods

Generally, two-stream 2D CNN methods contain two separate CNN branches taking different input features extracted from the RGB videos and use the fusion strategies [29] introduced from popular 2D CNN-based networks in [5, 6, 16, 26, 2]. Among many works, a classic two-stream CNN model proposed by Simonyan and Zisserman [27] consists of a spatial network and a temporal network to which RGB frames and optical flows are fed. These two streams learn appearance and motion features and are fused to produce the final result. Other variants of two-stream 2D CNN methods include TSN (Temporal segment networks) [32], TSM (Temporal shift module) [21], TRN (Temporal relational reasoning) [41]. Deployment of separate streams in these methods limits interaction between semantics of input frames in the early stage.

On the other hand, 3D CNN-Based Methods [30, 14, 39, 20] have applied 3D CNNs to simultaneously model the spatial and temporal semantics in videos. Ji et al. [15] proposed one of the earliest 3D CNN-Based methods, which applies 3D convolutions and produces the final feature representation combining information from multiple channels to extract features from the spatial and temporal dimensions. Another 3D CNN-Based Method includes C3D network proposed by Tran et al. [31], which leverages deep 3-dimensional convolutional networks trained on a large-scale supervised video dataset to learn the spatio-temporal features. However, the C3D network limits its ability to model spatio-temporal information effectively due to its relatively shallow network.

#### 2.1.2. Various Visual Tempo Modeling

Methods discussed above have the limit of having the large variation of visual tempos, which represents how an action goes in the temporal scale. Visual tempo has shown its benefits in the task of action recognition [4]. Due to its nature in the sequence of frames, many previous works such as [4, 36] suggested network structure modeling such visual tempos of different actions in order to deal with change in information over frames.

Other work targeting on complex visual tempos includes [4, 38], SlowFast [4] and DTPN [38] which construct input-level

<sup>1</sup>Code and models are available at: <https://github.com/kaiyoo/Precondition-and-Effect-Reasoning-for-Action-Recognition>

pyramids using hard-code schemes. However, they are hard to scale up and require multiple frames. Similar drawbacks appear on other variants of Two-Stream 2D CNN-Based Methods such as TSN, TSM, TRN [32, 21, 41]. Furthermore, in these networks, the dynamics of visual tempos are hard to be captured because feature extractions were mainly done in input levels. This makes the context information of the input frames harder to interact with other features in the early stage and require a multi-branch network to handle.

### 2.1.3. Feature-level Visual Tempo Modeling

To tackle this challenge, Yang et al. [36] proposed a Temporal Pyramid Network (TPN) at the feature-level. There were early approaches to construct feature-level pyramid networks [10, 19, 22, 23] to handle the large variance of spatial scales. Divergent from them, TPN deals with various visual tempos by constructing feature hierarchy. TPN has the architecture that can be integrated into 2D or 3D backbone networks using ResNet [11] or inflated ResNet [4] respectively in a plug-and-play manner. The variants of TPN construct the hierarchy by utilizing the different source of features and the fusion of features in order to extract features at various tempos.

## 2.2. Relationship Reasoning in Action

### 2.2.1. Precondition, Action and Effect in Planning

The precondition is the state that must be made true before action execution. On the other hand, the effect is the state achieved after action execution [42]. Therefore, modelling human behaviour in terms of preconditions and effects seems a natural way of capturing dynamics of actions. However, the study on the precondition and effect has not yet been fully investigated in the environment of action recognition task.

In the AI planning problems domain, an action can be represented by the semantic level state transition from precondition to effect [24]. In this planning domain, Planning Domain Definition Language (PDDL) is used to describe actions as abstract operators based on preconditions and effects which can be parameterized with domain specific elements [25].

### 2.2.2. Action Recognition with Precondition and Effect

As one of earlier works that attempts action recognition in the context of precondition and effect, Yordanova et al. [37] proposed an approach for activity recognition where they modelled human behaviour based on preconditions and effects with PDDL and transformed the causal model into a probabilistic model. However, it is harder to infer actions with this approach in complex real world scenarios that need models with huge state-space, and most of modern action recognition methods are based on deep learning.

Zhuo et al. [42] proposed action reasoning framework that uses prior knowledge to explain semantic-level observations of state changes by both classical reasoning and deep learning approaches. They construct a scene graph from a video sequence on each frame to represent relevant objects, attributes, and relationships and to track changes of semantic-level states. Their approach of representing objects, attributes, and relationships was partially adopted in the annotation of labels of our work.

Wang et al. [33] proposed a network by modelling an action as a transformation from precondition to effect on a high-level feature space. The 43 action classes in the dataset used in their experiment were further grouped into 16 super-classes, which mean higher level of action categories. The same action under different subjects, objects and scenes form sub-categories of super-classes. Interestingly, their approach of transforming actions from precondition to effect not only showed improvement of action recognition task, but also robust generalization beyond learned action categories and cross-category. Their results show that precondition and effect could play an important role in action recognition. In addition, the fact that their model showed better generalization beyond action category indicates that super-class could act as a useful feature to be incorporated along with precondition and effect. Motivated by this idea, we also included the concept of super-class in our work for the relationship reasoning in action.

### 2.2.3. Action and Effect Prediction

Gao et al. [7] addressed the relations between actions and effects on the state of the physical world using images. They used web image data through distant supervision for action-effect prediction. Their work showed that the use of effect descriptions led to better performance for action and effect prediction. Although this research used static images rather than video sequences and is more NLP related, it directly targeted prediction of effect as well as action, while the works [42, 33] above focused on action recognition in the relationship of precondition and effects.

## 3. Dataset

Although some works on modelling precondition and effect in terms of action recognition was introduced in Section 2, there is still a lack of annotation of labels for precondition and effect. In this section, we build a novel annotation set consisting of precondition, effect and super-class based on the existing action classes to observe their correlations with action. The new annotation set is built based on something-something v2 dataset [9] by identifying and performing annotation of meaningful concepts namely precondition, effect and super-class closely related to actions. We will discuss the profile of the dataset, its action labels, and the process of creating new labels of precondition, effect and super-class based on action labels.

### 3.1. Data Source Profile

Something-something v2 dataset [9] is a large collection of video clips where people perform basic actions with basic objects. It is created by a large number of crowd-sourced workers. The dataset contains 220k videos, which is the number more than twice of its version 1, and the resolution of the video is  $240 \times 240$  pixels. The number of instances for training/validation/testing is 168,993/24,557/27,157.

Among the data above, we used the training and validation data. We did not use the test data since our goal is to show and compare accuracy by different models, for which purpose, labels are required. Some basic example of these action labels are shown in (a), (b) of Fig. 2:

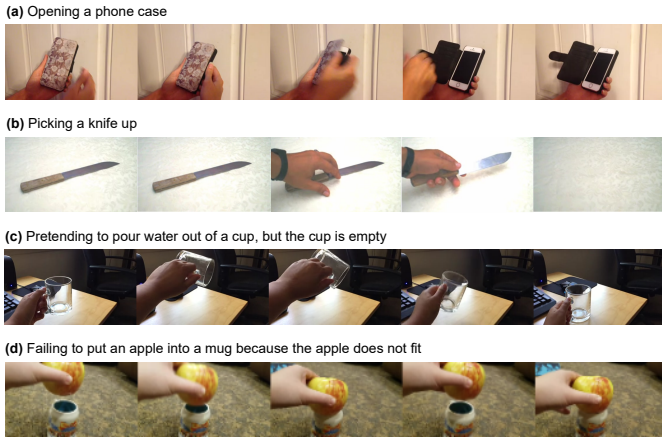


Fig. 2. Examples of videos and labels. (a) and (b) are examples of simple actions. (c) and (d) show more complex actions, where some action is performed first and then taken back at a later time.

Table 1. Comparison between labels. Action is the label for existing dataset and the others (precondition, effect and super-class) are newly annotated labels for this work. The number in parenthesis next to each label is its total number of classes.

Action (174)	Precondition (60)	Effect (88)	Super-class (23)
opening something	something is closed	something is open	appear
closing something	something is open	something is closed	hide
Pretending to close something without actually closing it	something is open	something is open	pretend
Picking something up	something is on the table	hand is holding something	take
Pushing something so it spins	Hand is touching something AND something is on the table	something is spinning	spin
Moving something across a surface until it falls down	something is on the table	something fell off the table	move
Piling something up	something is piled up	something is piled up	put

- Opening something
- Picking something up

These simple actions are easy to recognize. However, there are also some tricky action labels. In Fig. 2, (c) and (d) are examples of more complex actions where people in the video first perform some actions and then take the action back or fail to complete the intended actions such as:

- Pretending to pour something out of something, but something is empty
- Failing to put something into something because something does not fit

Another example of action labels will be introduced in the following sections regarding the process of annotations of precondition, effect and super-class.

### 3.2. Annotation of Labels Relevant to Action

To extend the original 174 action labels in the original something-something dataset, we identify and manually create labels of precondition, effect and super-class by human insights, which are also closely relevant to the action class. Examples of annotations for different action classes are shown in Table 1.

Table 2. Examples of atoms and category of effect labels. A Label consists of one or more of these atoms.

Atom Category	Examples
hand	hand is holding X
	hand is not holding X
	hand is touching X
camera	X is in close-up view
	X is at bottom side of camera angle
location	X is on the surface
	X is on the slanted surface
	X is on the table
attribute	X has a hole
	X is broken
	X is collapsed
relationship	X and Y are in contact
	hand, X, Y are close
	X is in front of Y
third object	table is clear

To annotate three new types of labels, one can follow the annotation method as for the something-something dataset, the labels of which are annotated by a large number of crowd workers for every instance. However, this method is not efficient and labour intensive. To that end, we conduct the annotation work by human inference from the action labels. In other words, annotated labels were created based on the action class, not on the whole instances. This means that an instance with a certain action class will always have the same class for precondition, effect and super-class respectively. Therefore, we clarify that our newly created annotation set are not ground-truth labels, but we will see how these pseudo-labels contribute to increasing performance of action recognition in the later section. Due to the subjective nature of the annotation work, we follow the guides of referring to several videos for all action classes to avoid the subjective bias.

In the process of annotations, we represented a label as the combination of smaller propositions (atom), following the annotation methods of Zhuo et al. [42]. In their work, they represented action as a set of features in that in the real world, a complex action can be divided into a set of atomic propositions such as attribute and relationship transitions.

Overall, the work of creating labels consists of two stages: 1) creating atoms and 2) creating each label by concatenating one or more atoms. First, we divided the descriptive fact about instances to atomic propositions (atom) under different categories. For example, in the case of effects as shown in Table 2, there are six categories: hand, camera, location, attribute, relationship between objects and third object. Then, each label is created by concatenating one or more atoms. Precondition has different atoms from effect, but the same idea is applied on the process of creation of atoms.

We present the process of annotation of precondition, effect



Fig. 3. Sequence of images at different time-step. Precondition and effect can be observed at 30% and 70% of input frames, respectively

and super-class. The list of annotated labels is available here<sup>2</sup>.

### 3.2.1. Annotation of Preconditions

For creating precondition labels, we defined the criteria as occurring at 30% of time range of input frames from the hypothesis and observation that most of actions are likely to happen after that point. In other words, we sample the event which happens at around 30% of time range of input frames to represent precondition before the action is performed. This criteria of 30% cannot be generalized to all cases due to subjective human inference as previously mentioned, thus we clarify that this is not the ground-truth precondition.

For example as shown in Fig. 3, if the action label is “Poking a stack of something so the stack collapses”, the precondition label would be “finger is seen AND something is piled up” because in order to poke something, in general, a finger can be seen in the frame before the action of poking, which is thought to have started at 30% of original frames.

- **Action:** Poking a stack of something so the stack collapses
- **Precondition:** finger is seen AND something is piled up

Then, for the clause “so the stack collapses” to happen, something must have been piled up in the first place.

In Fig. 3, the second image is the 14th frame out of the total 47 input frames, which is about 30% of time range of the input frames. Before action of poking the stack of blocks is performed, as shown in the 14th frame in Fig. 3, the precondition shows that *a finger is seen AND something is piled up*.

Precondition label was created by concatenating one or more atoms discussed above by using AND/OR. In the example above, “finger is seen” is one atom and “something is piled up” is another atom. In this case, the precondition label was created by concatenating these two atoms.

While permutation of the atoms could result in a large amount of labels, most of them are trivial or incompatible (i.e., something is on the table AND the table is clear). Therefore, we only choose the atoms that can be generalized in most cases intuitively for the precondition label construction. The total number of precondition labels created as such is 60.

### 3.2.2. Annotation of Effects

For creating effect labels, we defined the criteria as generalizing what would happen at around 70% of time range of input

frames based on our hypothesis and observation that the effect of performing action is likely to be able to be observed from that point. As discussed in Section 3.2.1, we clarify that this criteria of 70% is not the ground-truth effect due to the subjective human inference. For the same example we saw in Section 3.2.1, if the action label is “Poking a stack of something so the stack collapses”, the effect label would be “something is collapsed” because the object is probably collapsed after the action is done and the action is thought to have finished at 70% of time range of input frames.

- **Action:** Poking a stack of something so the stack collapses
- **Effect:** something is collapsed

More specifically, as shown in Fig. 3, this instance consists of 47 frames. Here, the 4th sub-figure shows the 38th frame out of the total 47 frames, which is about 70% of the input frames. After action of doing something is performed, the effect shows that *the stack is collapsed*. For those samples whose actions are not clear at 70% of time range of input frames, we refer to original videos to have better ideas. In some cases, an action label itself indicates the meaning of effect:

- Pouring something into something until it overflows
- Moving something and something so they collide with each other
- Pulling two ends of something so that it separates into two pieces

In this example, the conjunctive adverb such as “until” or “so” and subordinating conjunction such as “so that” reflect what would happen after the action is performed. In this case, we can easily infer effects from action labels by itself, so the effect label for above cases respectively would be:

- something is spilled on the surface
- something and something2 are in contact
- something is separated into two pieces

Effect label was created by concatenating one or more atoms by using AND/OR. In the above example of Fig. 3, the effect is “something is collapsed”, and this effect label consists of one atom. Similar to the precondition labels, we only choose the atoms that can be generalized in most cases intuitively for the effect label. The total number of created effect labels is 88.

### 3.2.3. Annotation of Super-class

Following the super-class concept from [33] as discussed in Section 2.2.2, we also identify and annotate the super-class of the existing action labels in something-something dataset. Super-class is a concept that groups action level labels, by their similar characteristics into the same category of higher hierarchy. Based on this modelling, the learning model could be designed to focus more on the with-in super-class differences. The main criteria of grouping similar action in super-class is

<sup>2</sup><https://github.com/kaiyoo/Precondition-and-Effect-Reasoning-for-Action-Recognition>

the main verb of the action labels. For example, super-class of below action classes is “pretend”:

- Pretending to pick something up
- Pretending to pour something out of something, but something is empty

As with annotations of preconditions and effect, this criteria of “main verb” works towards pseudo labels, not ground-truth super-class. The number of created super-class labels is 23.

## 4. Methodology

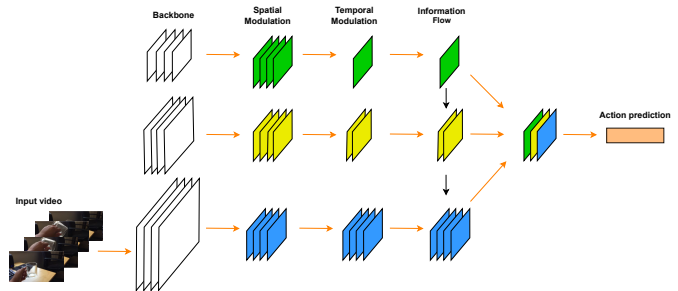
In this section, we elaborate the proposed framework. Since our models are constructed based on TPN, we first revisit the structure of TPN. Firstly, we propose the basic Action-Effect Combined Model where only effect was considered assuming that precondition already lies in the input images. We then develop the Cycle-Reasoning model, where each module is optimized in a cycle fashion. The term “module” used in this section means the part for training each type of labels (i.e., action, effect). There are six variations of this Cycle-Reasoning model depending on type of annotations used to train the model, of which we clarify that Model(E,P,S,A) is our final version and other variations of Cycle-Reasoning model as well as Action-Effect Combined Model are parts of ablation studies, which will be discussed in Section 5.3.

### 4.1. Revisit of the Temporal Pyramid Network

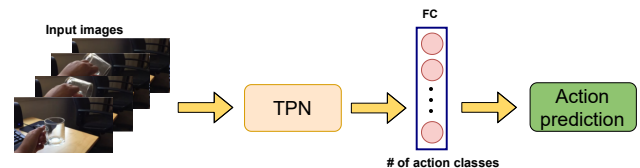
We adopted TPN (Temporal Pyramid Network) [36], which was discussed in Section 2, as basic network structure. Here, we introduce the framework of TPN briefly as shown in Fig. 4. The backbone, which is Resnet-50 [11] with TSM [21], extracts multiple level features for something-something dataset [9]. Both Spatial Semantic Modulation and Temporal Rate Modulation downsample features, but downsampling is conducted temporally in Temporal Rate Modulation. Information Flow collects all features in different directions. Final Prediction part is the classification layer, concatenating pyramids of features built in previous stages. Here, the parts corresponding to Spatial Semantic Modulation, Temporal Rate Modulation and Information Flow altogether make the the core algorithms of TPN. They conducted experiments with the single modality on MMAAction [40] and initialized their models with pre-trained models on ImageNet [8]. In their model, each frame was randomly cropped as in [28, 34]. They adopted augmentation of horizontal flip and a dropout of 0.5 [12] and did not freeze BatchNorm [13]. We adopted TPN as our baseline and basic network structure for our work due to their effective (construction of pyramids at feature-level) network with performance on the benchmark and followed this setting for our models discussed in this section.

#### 4.1.1. Action-Only Model

Action-Only model is the same as the TPN [36] introduced above. We re-implemented the model under our settings but could not reproduce the same result as TPN, so included this version as one of our baselines (See Section 5.2 Baseline).



**Fig. 4. Framework of TPN.** Figure reproduced from TPN [36]. The basic network structure of TPN was used in our models. Multiple level features extracted from the backbone are spatially and temporally downsampled by Spatial Semantic Modulation and Temporal Rate Modulation. Then features are aggregated by Information Flow in various directions and concatenated along channel dimension for final prediction.



**Fig. 5. Action-Only model: predicts action only**

For easy comparison with and understanding of other models that will be introduced in this section, structure of Action-Only model, which is just the simplified figure from Fig. 4, is depicted in Fig. 5.

### 4.2. Action-Effect Combined Model

In this model, we only considered action and effect, and trained these modules simultaneously in the same network. We developed three different structures to model the interactions between the action and the effect in different fashions.

#### 4.2.1. Action-Effect-Joint Model

Action-Effect-Joint model jointly outputs action and effect. Therefore, it has two classification layers in the final layer. The structure of Action-Effect-Joint model is shown in Fig. 6.

#### 4.2.2. Effect-to-Action Model

Effect-to-Action model outputs the effect and the action successively. The model firstly outputs linear logits for effect, after which ReLU activation function is applied, and softmax is used after the second FC layer to perform action classification. This approach tries to see action through effect. The network structure is shown in Fig. 7.

### 4.3. Cycle-Reasoning Model

In our experiment, the weights for Effect module in both Action-Effect Combined Models did not work in a way to increase accuracy of action prediction. More specifically, the weights in FC layer for Effect module after TPN branch for both 4.2.1. Action-Effect-Joint and 4.2.2 Effect-to-Action model do not contribute any better for the weight adjustment for action prediction. To address this limitation, we further developed

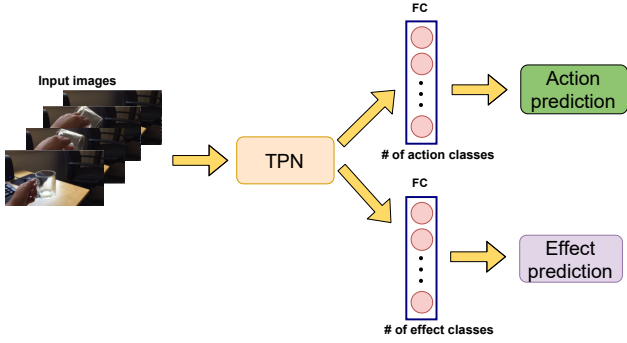


Fig. 6. Action-Effect-Joint model: jointly predicts action and effect

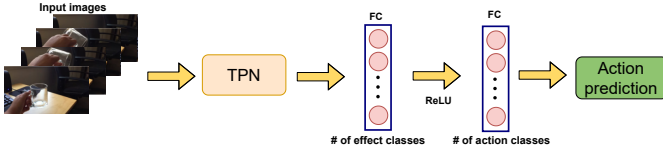


Fig. 7. Effect-to-Action model: predicts action through effect

the Cycle-Reasoning model. The modules in Cycle-Reasoning model are trained separately in a cycle fashion. For example, Action module and Effect module in Action-Effect Combined Models discussed above are now separated from the same network and trained independently. More specifically, in order to train action at time  $T$ , the softmax probabilities of classes of effect are used as inputs, which was trained at time  $T - 1$ , so the weights for each different module (action, effect) are isolated at a specific time point in training, and the contribution to the performance from each module will not be compromised. As part of ablation studies, two more modules (Precondition and Super-class) are added in Cycle-Reasoning Model.

An overview of Cycle-Reasoning model is depicted in Fig. 8, which shows the learning of different modules in a cycle. Here, “module” means the part for training each type of labels, as described earlier in this section. The number of modules in Fig. 8 changes depending on the kind of labels used in the bottom part of the figure. For example, if we train all of Precondition/Effect/Super-Class (Model(E,P,S) in Section 5.3), then there is 1 action prediction module in the upper part the figure, and there are 3 modules for training each annotation (Precondition/Effect/Super-Class) in the bottom part of the figure. Therefore, in this case there are 4 modules.

The first step is to compute the prediction probability of all classes of action, and train annotations (i.e., precondition, effect) using this action prediction probability. The next step is to train action using the prediction probability of all classes of annotations trained from the previous step. These two training processes together form one cycle. Furthermore, if the action recognition performance is better than the previous cycle, we can continue this training cycle with more iteration until the performance plateaus. As shown in Fig. 8, Cycle-Reasoning model consists of two parts: 1) *The Learning of Precondition/Effect/Super-class* and 2) *The Learning of Action*. We will discuss each part with more details.

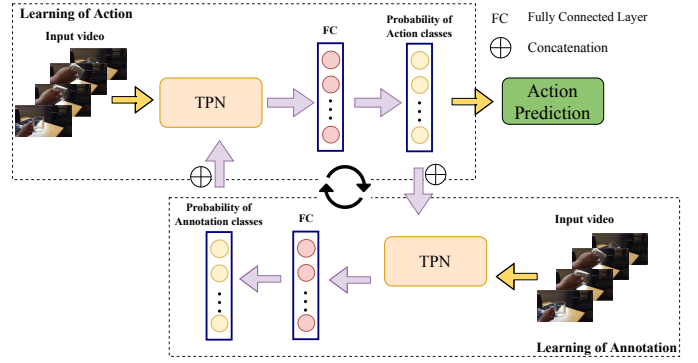


Fig. 8. Cycles for learning action using annotations. A module for training action and a module for training annotations form a cycle. The first step is to compute probabilities for all action classes as shown in the upper part of this figure (without training only for the first cycle), and train annotations with action information as shown in the bottom part of the figure. For the next step, probabilities for each annotation are computed and fed to train action model again. This cycle can be repeated as long as the improvement of accuracy is observed.

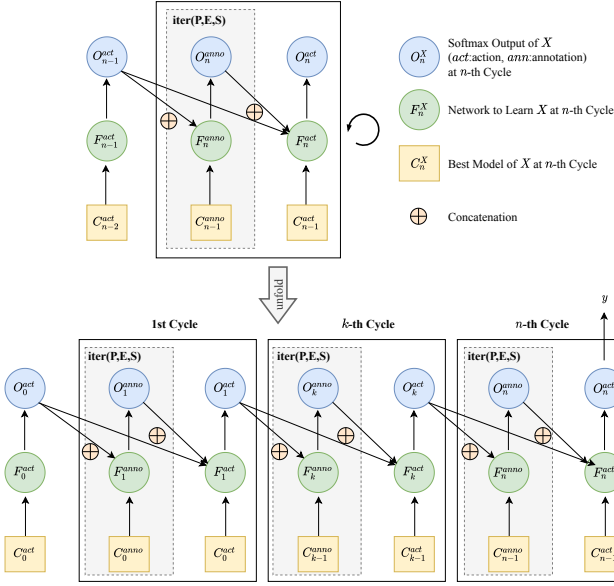
#### 4.3.1. The Learning of Precondition/Effect/Super-class

As introduced above, the first step of Cycle-Reasoning model trains annotated labels, which are precondition, effect and super-class, generated in Section 3.2. The key improvement from the Action-Effect Combined model is that now the different modules are trained asynchronously.

The network structure for training annotations is shown in the bottom part of Fig. 8, and each annotation (precondition, effect and super-class) is trained one at a time. As the first step, before training annotations, we compute softmax prediction probability for all action classes with the pretrained weights of TPN [36] for all instances of training and validation data, as shown in the upper part of Fig. 8 (but without training action only for the first cycle when there are not models for annotations yet). Next, as shown in the bottom part of the figure, we train annotated labels (i.e., effect) by concatenating action class probability computed in the previous step on top of visual map features. In the figure, TPN represents 3 core branches, which consists of Semantic Modulation, Temporal Rate Modulation and Information Flow as discussed in Section 4.1. During training annotations, features extracted from images are aggregated throughout these 3 branches to form a pyramid of visual features, which then are concatenated with prediction probability of action.

#### 4.3.2. The Learning of Action

The second step of Cycle-Reasoning model trains action module in the same way as the first step above, but during training action, uses the prediction probability for all classes of annotations of side-information (precondition, effect and super-class) generated from the above step. In other words, softmax probability for all classes of annotations trained in the last step as shown in the bottom part of Fig. 8, is computed for all instances of training and validation data, and this annotation prediction probability is concatenated with visual features for training action as shown in the upper part of the figure. Step 1 (4.3.1) and 2 (4.3.2) form one cycle to predict action. At the end of a cycle, if the accuracy is improved compared to the previ-



**Fig. 9. Model(E,P,S,A) - Learning action through Cycles.** For training action, softmax probability of annotations from the very previous step and action softmax probability from the previous cycle are added. For training each model, best model weight saved from the previous cycle is loaded.

ous cycle, probability for each action class is computed for *The Learning of Precondition/Effect/Super-class* in the next cycle.

#### 4.3.3. Training and Testing through Cycles

As discussed above, *The Learning of Precondition/Effect/Super-class* and *The Learning of Action* form one cycle. Training continues through cycles as long as an increase of validation accuracy is observed. Fig. 9 shows the process of the training of Model(E,P,S,A) in cycles. The model is trained via fine-tuning by loading from the best weight saved in the previous cycle. For example, in the figure,  $C_{n-1}^{act}$ , which is the best action model saved at cycle  $n - 1$ , is loaded when training action model at cycle  $n$ .

Testing process also follows training process except that the best model saved during the training time in Cycle  $n$  is also used at the time of testing in Cycle  $n$ . For example, if the action model in Cycle 2 turns out to be the best model, at the time of testing annotation and action in Cycle 1,  $C_{n-1}^{anno}$  and  $C_1^{act}$ , which are the best annotation and action model saved during the training time in Cycle 1, are loaded respectively. In this case, testing is conducted up to Cycle 2 to predict action since Cycle 2 shows the best result at the training time.

## 5. Experiments

### 5.1. Implementation

We trained all the models discussed in the previous section on the training data which consist of 168,913 instances, and tested on the validation data, which consist of 24,777 instances. When training models for the first cycle, we initially used pretrained weights of TPN [36], but from the next cycle, we trained the models from the best model at the previous cycle.

**Table 3. Baselines for action.** For action, we have two baselines. Accuracy of 62.0% is the result of TPN reported in their paper. 60.75% is the result that we obtained using TPN model under our environment.

Label	baseline1 (%)	baseline2 (%)
Action	60.75	62.00

Since visual tempo features from TPN are already powerful, we simply used FC layer for each module rather than studying more complex networks to see if adding a certain type of annotation contributes to increasing performance for action recognition. The number of neurons in FC layer for each module is basically the sum of dimension of visual-tempo-features channel and the number of classes in each annotation added to visual-tempo features. For example, the dimension of features after TPN branch is 5 (index 0th: batch-size, 1st: visual-tempo, 2nd: time, 3rd: width, 4th: height). We concatenated the softmax values of classes for each annotation on top of visual-tempo features (index 1) from TPN.

Following the experiment of TPN [36], we also used a momentum of 0.9, a weight decay of 0.0001 and a synchronized SGD training [8], but used 4 GPUs instead of 32 GPUs that were used for TPN. Since we used 4 GPUs, we set learning rates to 0.005 accordingly following the recommendation of TPN. Training was stopped if no increase of accuracy was shown within approximately 5–10 epochs at the time of validation. And the model saved at epoch with the best result for each model was chosen and used as final output or for training another. Spartan [18] was used for training our model.

### 5.2. Baseline

As discussed in the previous section, we used the basic network structure of TPN [36] as the baseline for performance comparison. We use Action-Only model of Action-Effect Combined model for this purpose.

The accuracy of the baseline is shown in Table 3. First, under the same setting as TPN [36], the Action-Only model, which is exactly the same network structure as TPN, can achieve an accuracy of 60.75%. This is our baseline1 in Table 3. Since we could not reach the reported accuracy (62.0%) of TPN [36], for fair comparison, we also include the reported accuracy of 62.0% from their paper, which is our baseline2 in Table 3.

### 5.3. Ablation studies

In this section, we will compare the results of different models for prediction accuracy of action.

There are six settings to train the action model as follows, where “Model(X)” means “Action model with the softmax probability of X classes added to visual features”

- Model(E): Action with Probability of Effect
- Model(P): Action with Probability of Precondition
- Model(S): Action with Probability of Super-class
- Model(E,P): Action with Probability of Effect and Precondition



**Table 4. Prediction of Action accuracy. Our later models outperform both baselines for action (TPN and Action-Only model).**

Model	Accuracy (%)
TRN [41]	48.80
TSN [32]	30.00
TSM [21]	59.10
TPN (baseline2)	62.00
Action-Only (baseline1)	60.75
Action-Effect-Joint	61.14
Effect-to-Action	60.14
Model(E): Action w/ Pr(Effect)	63.35
Model(P): Action w/ Pr(Precondition)	63.33
Model(S): Action w/ Pr(Super)	61.78
Model(E,P): Action w/ Pr(Eff+Pre)	64.08
Model(E,P,S): Action w/ Pr(Eff+Pre+Sup)	64.50
Model(E,P,S,A): Action w/ Pr(Eff+Pre+Sup+Act)	<b>65.40</b>

- Model(E,P,S): Action with Probability of Effect, Precondition and Super-class
- Model(E,P,S,A): Action with Probability of Effect, Precondition, Super-class and Action

The structures of these models are the same as Fig. 8 with different types of annotations. For example, for Model(E,P,S), there are actually 3 modules, that is Effect, Precondition and Super-class respectively, trained separately as shown in the bottom part of Fig. 8 and 1 module to train action as shown in the upper part of Fig. 8. Note that in Model(E,P,S,A), probability of action in the previous cycle was included as shown in Fig. 9.

Prediction result of action for different kinds of models is shown in Table 4. The results of Model(E,P,S,A), Model(E,P,S), Model(E,P) in Table 4 were trained up to second iteration of the cycle since the accuracy for action models started to drop from the third iteration. Note that Model Action-Only, Action-Effect-Joint and Effect-to-Action are initial models, and Model(E,P,S,A), Model(E,P,S), Model(E,P), Model(E), Model(P) and Model(S) are the later models that used class probability of annotations. Results of Two-stream 2D CNN methods discussed in Section 2 against something-something v2 dataset were also included for comparison in the table. As discussed in baseline section, we have two baselines for action: 1) 60.75% of the same model as TPN but which was trained under the same setting as all the other models in our environment (Action-Only model) and 2) 62.0% in the paper of TPN [36]. The best of our models, Model(E,P,S,A), outperforms TPN baseline by 3.4% and the baseline for action obtained under our setting by 4.65%.

Our initial models, Action-Effect-Joint and Effect-to-Action did not show a good result compared to the baseline, but our later models except Model(S) all outperform both of action baselines. However, the fact that the result of action model that used annotation of super-class is lower than baseline2 (TPN) does not mean that super-class annotation is not meaningful. Otherwise, Model(E,P,S) and Model(E,P,S,A) could not show better performance when super-class probability is added to the

**Table 5. Comparison between cycles for the learning of Precondition, Effect, and Super-class. Here, action weights mean the action model with which to produce action class probability which is fed during training each annotation. All annotations saw improvement of accuracy by training for one more cycle, and effect has the highest accuracy in Cycle3.**

Learning Object	Action Weights	Accuracy (%)		
		Cycle1	Cycle2	Cycle3
Precondition	Model(E,P,S,A)		<b>72.20</b>	72.05
	Model(E,P,S)	71.72	72.16	—
	Model(E,P)		72.01	—
Effect	Model(E,P,S,A)		69.88	<b>69.99</b>
	Model(E,P,S)	69.44	69.87	—
	Model(E,P)		69.77	—
Super-class	Model(E,P,S,A)	77.55	<b>77.88</b>	77.87
	Model(E,P,S)		77.80	—

model. Since the accuracy that we obtained from training the same model as TPN in our environment was 60.75% (Action-Only model), Model(S) still shows better performance than this baseline, thus annotation of super-class is better to be added as a feature. Results show that all of annotations are meaningful to improve action recognition.

#### 5.4. Further Analysis

We discussed how model performance can be improved through repeating cycles. In this section, we discuss how model performance is changed in different cycles.

Table 5 and Table 6 show comparisons between cycles for 1) *The Learning of Precondition/Effect/Super-class* and 2) *The Learning of Action*. In Table 5 and Table 6, the roles of the model are different. In Table 5, for example, when training effect, Model(E,P,S,A) in the tab of *Action Weights* means that the output of class probability of action to be fed during training effect was trained and computed with this model weight (Model(E,P,S,A)). However in Table 6, *Model* here means literally the kind of action model that was used for training action.

Table 5 shows that accuracy of prediction of annotation models can be increased by training for more cycles. Each annotation is trained via fine-tuning by loading from the best weight saved in the previous cycle. For Cycle1, initially pretrained weights of TPN is used to compute action class probability to be fed during training annotations. For Cycle2, different results are shown according to different kinds of action weights. For Cycle3, only model weight Model(E,P,S,A) was used to compute action class probability at the end of Cycle2, which is fed during training 3 types of annotations since it showed the best performance in Cycle2. While effect has shown the highest accuracy in Cycle3, accuracy for precondition and super-class dropped in Cycle3.

Table 6 shows accuracy in different cycles for *the Learning of Action*. As discussed above, only Model(E,P,S,A) was trained for Cycle3 since it showed the best performance. Although we did not see an increase in all the models compared to the previous cycle by training extra cycle, we could see an improvement of accuracy in Model(E,P,S,A) and Model(E,P,S). However, for

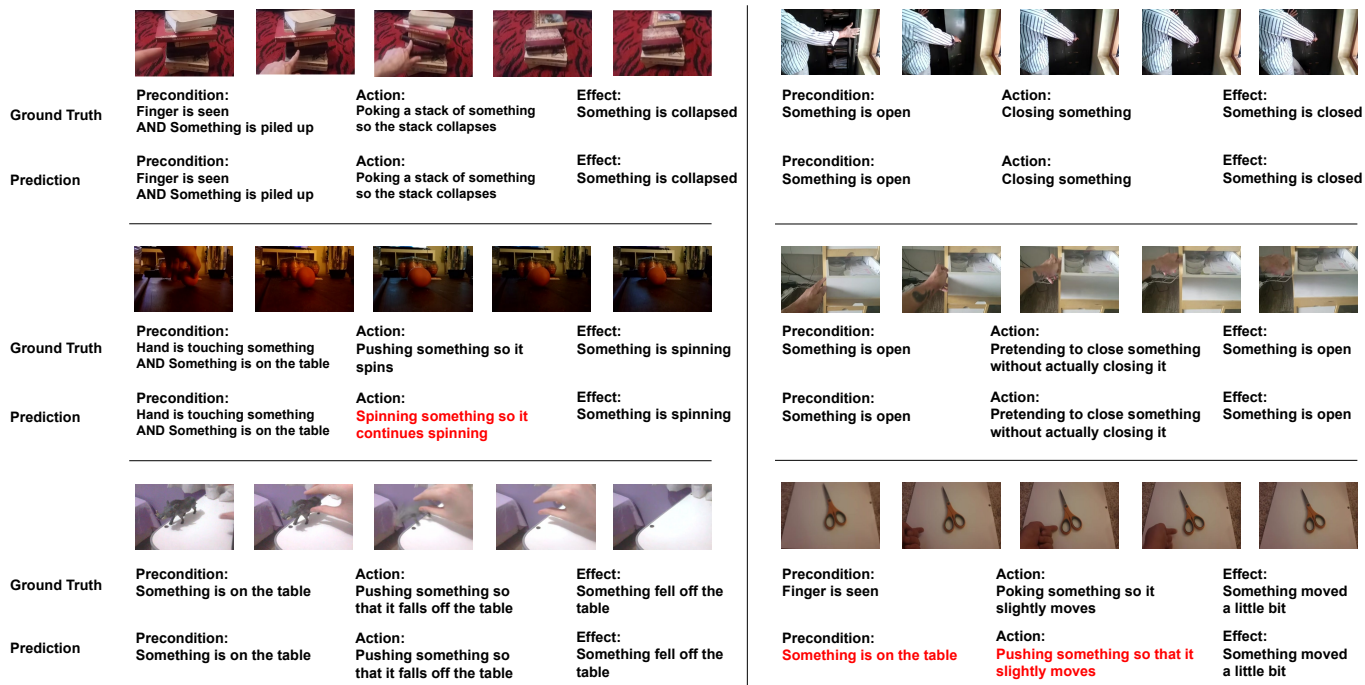


Fig. 10. Ground truth and predicted results.

Table 6. Comparison between cycles for the learning of Action. Model(E,P,S,A) and Model(E,P,S) saw an improvement of accuracy by training for one more cycle.

Model	Accuracy (%)		
	Cycle1	Cycle2	Cycle3
Model(E,P,S,A)	65.15	<b>65.40</b>	65.29
Model(E,P,S)	64.21	64.50	—
Model(E,P)	64.08	64.00	—

Table 7. Final comparison for Action. Our final model outperforms both baselines for action.

Model	Accuracy (%)
Action-Only	60.75
TPN	62.00
Model(E,P,S,A)	65.40

Model(E,P,S,A), accuracy dropped from Cycle3. Still, we saw an improvement of accuracy in Cycle2 from the previous cycle by 0.29% in Model(E,P,S) and by 0.25% in Model(E,P,S,A), which proves that the training for extra cycles is effective.

The final result for action prediction is shown in Table 7. The best among our models, Model(E,P,S,A) outperforms both baselines of action. Fig. 10 shows examples of the comparison between ground truth and prediction result of action, precondition and effect. The red-colored text in prediction is wrongly predicted result. However, we can see that even the wrong prediction has good justification compared to the ground truth.

## 6. Conclusion

While the works on action recognition can be easily found, less importance has been placed on study of precondition and effect. However, the study of their relationship reasoning in action is of significant importance since it plays an important role in reasoning their relationship with action (precondition-action and action-effect), and action recognition can be improved and robust in generalization in the relationship with precondition and effect. In this context, study on the recognition of precondition and effect is very meaningful.

In this paper, we create labels of precondition, effect and super-class based on the action labels provided from the datasets. Next, we discussed different models to predict annotations and then action by using these annotations. We showed that 1) prediction of annotations (i.e., effect) can be improved by using class probability of action and 2) that these annotations relevant to actions in turn can be used to improve accuracy of action recognition.

Without modifying the network to a large extent, we proved that a significant improvement can be achieved from the existing network simply by using annotations relevant to action. Furthermore, this approach can be applied to any network. This finding could be further developed in later experiments by using more sophisticated methodology to extract ground truth for precondition and effect rather than relying on manual annotations. The approach used in this paper is useful for future studies on the action recognition in the context of precondition and effect.

## References

- [1] Aineto, D., Jiménez, S., Onaindia, E., 2019. Learning STRIPS action models with classical planning. CoRR abs/1903.01153. URL: <http://arxiv.org/abs/1903.01153>, arXiv:1903.01153.

- [2] Bilen, H., Fernando, B., Gavves, E., Vedaldi, A., 2016. Action recognition with dynamic image networks. CoRR abs/1612.00738. URL: <http://arxiv.org/abs/1612.00738>, arXiv:1612.00738.
- [3] Carreira, J., Zisserman, A., 2017. Quo vadis, action recognition? A new model and the kinetics dataset. CoRR abs/1705.07750. URL: <http://arxiv.org/abs/1705.07750>, arXiv:1705.07750.
- [4] Feichtenhofer, C., Fan, H., Malik, J., He, K., 2018. Slowfast networks for video recognition. CoRR abs/1812.03982. URL: <http://arxiv.org/abs/1812.03982>, arXiv:1812.03982.
- [5] Feichtenhofer, C., Pinz, A., Wildes, R.P., 2017. Spatiotemporal multiplier networks for video action recognition, in: 2017 IEEE Conference on Computer Vision and Pattern Recognition (CVPR), pp. 7445–7454. doi:10.1109/CVPR.2017.787.
- [6] Feichtenhofer, C., Pinz, A., Zisserman, A., 2016. Convolutional two-stream network fusion for video action recognition. CoRR abs/1604.06573. URL: <http://arxiv.org/abs/1604.06573>, arXiv:1604.06573.
- [7] Gao, Q., Yang, S., Chai, J., Vanderwende, L., 2018. What action causes this? towards naive physical action-effect prediction, in: Proceedings of the 56th Annual Meeting of the Association for Computational Linguistics (Volume 1: Long Papers), Association for Computational Linguistics, Melbourne, Australia. pp. 934–945. URL: <https://www.aclweb.org/anthology/P18-1086>, doi:10.18653/v1/P18-1086.
- [8] Goyal, P., Dollár, P., Girshick, R.B., Noordhuis, P., Wesolowski, L., Kyrola, A., Tulloch, A., Jia, Y., He, K., 2017a. Accurate, large mini-batch SGD: training imagenet in 1 hour. CoRR abs/1706.02677. URL: <http://arxiv.org/abs/1706.02677>, arXiv:1706.02677.
- [9] Goyal, R., Kahou, S.E., Michalski, V., Materzynska, J., Westphal, S., Kim, H., Haenel, V., Fründ, I., Yianilos, P., Mueller-Freitag, M., Hoppe, F., Thureau, C., Bax, I., Memisevic, R., 2017b. The “something something” video database for learning and evaluating visual common sense. CoRR abs/1706.04261. URL: <http://arxiv.org/abs/1706.04261>, arXiv:1706.04261.
- [10] Hariharan, B., Arbeláez, P.A., Girshick, R.B., Malik, J., 2014. Hypercolumns for object segmentation and fine-grained localization. CoRR abs/1411.5752. URL: <http://arxiv.org/abs/1411.5752>, arXiv:1411.5752.
- [11] He, K., Zhang, X., Ren, S., Sun, J., 2015. Deep residual learning for image recognition. CoRR abs/1512.03385. URL: <http://arxiv.org/abs/1512.03385>, arXiv:1512.03385.
- [12] Hinton, G.E., Srivastava, N., Krizhevsky, A., Sutskever, I., Salakhutdinov, R., 2012. Improving neural networks by preventing co-adaptation of feature detectors. CoRR abs/1207.0580. URL: <http://arxiv.org/abs/1207.0580>, arXiv:1207.0580.
- [13] Ioffe, S., Szegedy, C., 2015. Batch normalization: Accelerating deep network training by reducing internal covariate shift. CoRR abs/1502.03167. URL: <http://arxiv.org/abs/1502.03167>, arXiv:1502.03167.
- [14] Ji, S., Xu, W., Yang, M., Yu, K., 2010. 3d convolutional neural networks for human action recognition, pp. 495–502. doi:10.1109/TPAMI.2012.59.
- [15] Ji, S., Xu, W., Yang, M., Yu, K., 2013. 3d convolutional neural networks for human action recognition. IEEE Transactions on Pattern Analysis and Machine Intelligence 35, 221–231. doi:10.1109/TPAMI.2012.59.
- [16] Karpathy, A., Toderici, G., Shetty, S., Leung, T., Sukthankar, R., Fei-Fei, L., 2014. Large-scale video classification with convolutional neural networks, in: CVPR.
- [17] Kong, Y., Fu, Y., 2018. Human action recognition and prediction: A survey. arXiv:1806.11230.
- [18] Lafayette, L., Sauter, G., Vu, L., Meade, B., 2016. Spartan performance and flexibility: An hpc-cloud chimera. OpenStack Summit, Barcelona 27.
- [19] Li, H., Dai, B., Shi, S., Ouyang, W., Wang, X., 2019. Feature intertwiner for object detection.
- [20] Li, X., Shuai, B., Tighe, J., 2020. Directional temporal modeling for action recognition.
- [21] Lin, J., Gan, C., Han, S., 2018. Temporal shift module for efficient video understanding. CoRR abs/1811.08383. URL: <http://arxiv.org/abs/1811.08383>, arXiv:1811.08383.
- [22] Lin, T., Dollár, P., Girshick, R., He, K., Hariharan, B., Belongie, S., 2017. Feature pyramid networks for object detection, in: 2017 IEEE Conference on Computer Vision and Pattern Recognition (CVPR), pp. 936–944. doi:10.1109/CVPR.2017.106.
- [23] Liu, S., Qi, L., Qin, H., Shi, J., Jia, J., 2018. Path aggregation network for instance segmentation. CoRR abs/1803.01534. URL: <http://arxiv.org/abs/1803.01534>, arXiv:1803.01534.
- [24] Mao, W., Wang, F.Y., 2012. Chapter 4 - forecasting group behavior via probabilistic plan inference, in: Mao, W., Wang, F.Y. (Eds.), New Advances in Intelligence and Security Informatics. Academic Press, Boston, pp. 33–44. URL: <https://www.sciencedirect.com/science/article/pii/B978012397200200004X>, doi:https://doi.org/10.1016/B978-0-12-397200-2.00004-X.
- [25] McDermott, D., Ghallab, M., Howe, A., Knoblock, C., Ram, A., Veloso, M., Weld, D., Wilkins, D., 1998. Pddl-the planning domain definition language.
- [26] Simonyan, K., Zisserman, A., 2014a. Two-stream convolutional networks for action recognition in videos. CoRR abs/1406.2199. URL: <http://arxiv.org/abs/1406.2199>, arXiv:1406.2199.
- [27] Simonyan, K., Zisserman, A., 2014b. Two-stream convolutional networks for action recognition in videos. CoRR abs/1406.2199. URL: <http://arxiv.org/abs/1406.2199>, arXiv:1406.2199.
- [28] Simonyan, K., Zisserman, A., 2014c. Very deep convolutional networks for large-scale image recognition. arXiv 1409.1556.
- [29] Sun, Z., Liu, J., Ke, Q., Rahmani, H., Bennamoun, M., Wang, G., 2021. Human action recognition from various data modalities: A review. arXiv:2012.11866.
- [30] Tran, D., Bourdev, L., Fergus, R., Torresani, L., Paluri, M., 2015. Learning spatiotemporal features with 3d convolutional networks, in: 2015 IEEE International Conference on Computer Vision (ICCV), pp. 4489–4497. doi:10.1109/ICCV.2015.510.
- [31] Tran, D., Bourdev, L.D., Fergus, R., Torresani, L., Paluri, M., 2014. C3D: generic features for video analysis. CoRR abs/1412.0767. URL: <http://arxiv.org/abs/1412.0767>, arXiv:1412.0767.
- [32] Wang, L., Xiong, Y., Wang, Z., Qiao, Y., Lin, D., Tang, X., Gool, L.V., 2016. Temporal segment networks: Towards good practices for deep action recognition. CoRR abs/1608.00859. URL: <http://arxiv.org/abs/1608.00859>, arXiv:1608.00859.
- [33] Wang, X., Farhadi, A., Gupta, A., 2015. Actions ~ transformations. CoRR abs/1512.00795. URL: <http://arxiv.org/abs/1512.00795>, arXiv:1512.00795.
- [34] Wang, X., Girshick, R.B., Gupta, A., He, K., 2017. Non-local neural networks. CoRR abs/1711.07971. URL: <http://arxiv.org/abs/1711.07971>, arXiv:1711.07971.
- [35] Wang, Y., Long, M., Wang, J., Yu, P.S., 2019. Spatiotemporal pyramid network for video action recognition. CoRR abs/1903.01038. URL: <http://arxiv.org/abs/1903.01038>, arXiv:1903.01038.
- [36] Yang, C., Xu, Y., Shi, J., Dai, B., Zhou, B., 2020. Temporal pyramid network for action recognition. arXiv:2004.03548.
- [37] Yordanova, K., Krüger, F., Kirste, T., 2012. Context aware approach for activity recognition based-on precondition-effect rules. doi:10.1109/PerComW.2012.6197586.
- [38] Zhang, D., Dai, X., Wang, Y., 2018. Dynamic temporal pyramid network: A closer look at multi-scale modeling for activity detection. CoRR abs/1808.02536. URL: <http://arxiv.org/abs/1808.02536>, arXiv:1808.02536.
- [39] Zhang, H., Zhang, L., Qi, X., Li, H., Torr, P.H.S., Koniusz, P., 2020. Few-shot action recognition with permutation-invariant attention. arXiv:2001.03905.
- [40] Zhao, Y., Xiong, Y., Lin, D., 2018. Trajectory convolution for action recognition, in: Proceedings of the 32nd International Conference on Neural Information Processing Systems, Curran Associates Inc.. p. 2208–2219.
- [41] Zhou, B., Andonian, A., Torralba, A., 2017. Temporal relational reasoning in videos. CoRR abs/1711.08496. URL: <http://arxiv.org/abs/1711.08496>, arXiv:1711.08496.
- [42] Zhuo, T., Cheng, Z., Zhang, P., Wong, Y., Kankanhalli, M., 2019. Explainable video action reasoning via prior knowledge and state transitions, in: Proceedings of the 27th ACM International Conference on Multimedia, Association for Computing Machinery, New York, NY, USA. p. 521–529. URL: <https://doi.org/10.1145/3343031.3351040>, doi:10.1145/3343031.3351040.