

hybrid-Falcon: Hybrid Pattern Malware Detection and Categorization with Network Traffic and Program Code

Peng Xu¹, Claudia Eckert¹, and Apostolis Zarras²

¹Technical University of Munich

²Delft University of Technology

Abstract—Nowadays, Android is the most dominant operating system in the mobile ecosystem, with billions of people using its apps daily. As expected, this trend did not go unnoticed by miscreants, and Android became the favorite platform for discovering new victims through malicious apps. Moreover, these apps have become so sophisticated that they can bypass anti-malware measures to protect the users. Therefore, it is safe to admit that traditional anti-malware techniques have become cumbersome, sparking the urge to develop an efficient way to detect Android malware.

This paper presents *hybrid-Falcon*, a hybrid pattern Android malware detection and categorization framework. It combines dynamic and static features of Android malware, which are from network traffic and code graph structure. In *hybrid-Falcon*, we treat network traffic as a dynamic feature and process it as a 2D-image sequence. Meanwhile, *hybrid-Falcon* handles each network flow in the packet as a 2D image and uses a bidirectional LSTM network to process those 2D-image sequences to obtain vectors representing network packets. We use the program code graph for a static feature and introduce natural language processing (NLP) inspired techniques on function call graph (FCG). We design a graph neural network-based approach to convert the whole graph structure of Android apps to vectors. Finally, We utilize those converted vectors, both network and program code features, and concatenate them to detect and categorize the malware. Our results reveal that *hybrid-Falcon* yields better results as we get 97.16% accuracy on average for malware detection and 88.32% accuracy for malware categorization. Additionally, we release a dataset *AndroNetMnist*, which converts the network traffic to a 2D-image sequence and helps to accomplish malware detection on a 2D-image sequence.

I. INTRODUCTION

Android increasingly becomes the most popular mobile operating system in the world. Unfortunately, due to its reputation, it has also become the leading target platform for attackers. Adversaries use Android to launch millions of malicious apps that dupe victims into revealing their private data or performing malicious operations, such as spying on users' actions, propagating spam, or launching unwanted advertisements. At the same time, Android malware investigation, which includes malware detection and categorization, has become a crucial task for security investigators in both industry and academia. As a result, numerous research works have attempted to detect Android malware [1], [2], [3], [4], [?].

Recently, a significant portion of the proposed approaches leverages the contextual information of Android applications

to detect and categorize Android Malware, such as the permission and sensitive application programming interfaces (APIs). For example, Li et al. [3] presented a classifier using the factorization machine (FM) architecture, where they extract various Android app features (permission, malicious APIs, etc.) from manifest files and source code. Similarly, Chen et al. [5] proposed an approach that analyzes Android malware based on its static behavior that involves the use of permissions, components, and sensitive APIs calls. Meanwhile, there are also several works using natural language processing(NLP) [6], [7] based methods to detect Android Malware, and those systems consider Android apps similar to documents and instructions in Android apps as words. Take [6] as an example, and it evaluates the effectiveness of uni-gram, bi-gram, and tri-gram with stacked generalization.

Additionally, several existing works are based on the Android network traffic pattern to detect the legitimate and malicious behaviors [8], [9], [10], [11], [12], [13], [14], [15]. Most of them are based on the manual indicated rules and build rule-based classifiers for detecting Android malware, such as CICAndMal2017 [16], which uses the third-party tool to extract nine features from the network PCAP (packet capture) file and detect malware with those exact features. Zulkifli et al. [10] presents a decision tree algorithm on network traffic as dynamic features of Android apps.

Although the above methods serve the Android platform with an extra security layer, they have limitations. On the one hand, for instance, the contextual information of program code struggles against malware obfuscation procedures, such as *identifier renaming*, *string encryption*, *dead-code insertion*, and *instruction substitution*. These procedures cause changes in the compiled code to evade detection easily. For example, using string encryption, the FM method in Li et al. [3] would be influenced because the system cannot extract the available permission information from the manifest file. Meanwhile, other NLP-based malware detection systems [6], [7] are also influenced by some obfuscation techniques.

On the other hand, for the network traffic-based methods, the biggest problem is the code coverage problem [17]. As one type of dynamic feature-based method, the network traffic only represents a few of code functionality. Most of the code functionalities do not need or generate network traffic. On the

other hand, most of the state-of-the-art network traffic-based malware detection systems are rule-based methods [8], [9], [10], [11], [12], [?] , which sophisticated attacks can easily evade since rule-based analysis relies on distinguishing expected versus anomalous behavior; these methods may suffer when malware is modified to hide its footprints or behavior.

Therefore, in this paper, we present a hybrid pattern malware detection and categorization framework that combines the network and program code features. First, we convert the network packets to the sequence of 2D gray images and leverage a convolution neural network (CNN) to pre-train the 2D gray images. We then use a bi-directional LSTM network to process the continuous network traffic and do the malware classification similar to the 2D image sequence classification task.

Additionally, we design an NLP inspired-method for the program code pattern based on the graph neural network (GNN). It can detect obfuscated applications while maintaining excellent performance. In brief, we first design the `opcode2vec`, `function2vec`, and `graph2vec` components to represent instruction, function, and the whole program's information with vectors. After obtaining features both from the network traffic and program code, we then feed these vectors into the classifier and train it to differentiate between benign and malicious applications. Finally, *hybrid-Falcon* identifies the Android malware families and shows that it outperforms most existing frameworks. We get 97.16% accuracy for malware detection and 88.32% accuracy for malware categorization average. In this paper, we highlight the novelty from two parts. The first one is the bi-directional LSTM to process the 2D-image sequence. And the other is graph-based malware detection, which takes natural language processing techniques as a node representation method.

In summary, we make the following main contributions:

- We introduce *hybrid-Falcon*, a hybrid pattern Android malware detection and categorization framework that combines the network traffic and program code features.
- We design a bidirectional LSTM network to accomplish 2D gray images sequence classification, which takes the network packets (converted to 2D images) as input.
- We create and release a dataset, *AndroNetMnist*, which includes 3,255,391 2D gray images in five categories (Benign, Adware, Ransomware, Scareware and SMSmalware) for network traffic classification.
- We design and implement an NLP-inspired malware detection and categorization module for the program code that can process obfuscated programs.
- We evaluate the accuracy of our approach using real malicious and benign datasets.
- We release our work as an opensource project after the paper will be accepted.

II. BACKGROUND

A. Android Applications

Android applications are written in Java and executed within Dalvik virtual machine, a customized Java VM, or ART (Android Runtime). Android applications consist of many components of various types, which are the basic modules of the application. The basic elements of any Android application include activities, intent and broadcast receivers, services, content providers, widgets, and notifications. The application's permission is to protect the privacy of Android users. Android applications must request permission to access sensitive user data such as Contacts and SMS, as well as certain system features such as Camera and Internet. Depending on the functionality, the system might grant permission automatically or might prompt the user to approve the request.

A DEX file that includes the bytecode of Android Dalvik instruction can be transformed into SMALI files, where each file represents a single class and contains its methods. Each method includes instructions, and each instruction consists of a single opcode and multiple operands. In total, Dalvik provides 256 opcodes, but some of them are reserved for future usage. Right now, we use 221 opcodes in real Android applications.

B. Android malware detection

With the increasing popularity of Android smartphones in recent years, the topic of detecting Android malware and categorizing its families attracts several researchers' attention. As every malware detection system, the Android malware detection can be classified into two types: the traditional feature codes based method, and the machine learning based method. Regarding the conventional feature codes based approach, the detector checks the classic malicious behaviors, such as memory corruption, buffer overflow as well as return-oriented programming (ROP) [18] code reuse attacks. In machine learning based method, we can get the features through static [3], [2], [4], [1], and dynamic code analysis [19], [20], [21]. Additionally, some works use a hybrid approach, as they combine static and dynamic analysis together [22], [23].

Additionally, to reduce the application's reverse-engineering, several obfuscation techniques have increasingly been introduced into Android applications to render the source code into random and unreadable files to either protect the ownership of the code or easily evade detection in case of malware.

C. Natural Language Processing

In natural language processing, to perform text sentiment, document classification and machine translation using machine learning or neural network, there exists several approaches to transform the text information to vectors, namely word [24], sentence [25], [26], [27], [28] and document [29] embeddings.

Word2vec [24] is an embedding method that transforms words into embedding vectors. Similar words should have similar embeddings. Word2vec uses the skip-gram network, which is the neural network with one hidden layer. The skip-gram is trained to predict the neighbor word in the sentence.

Sentence2vec [25], [26], [27], [28] is an extension of word2vec to sentences. The sentence embedding is considered to be the average of the source word embeddings of its elemental words. Sentence2vec has supervised version [25], [26], [27] and also unsupervised version [28].

Doc2vec [29] modifies the word2vec algorithm to the unsupervised learning of continuous representations for larger blocks of text, such as sentences, paragraphs, or entire documents. PV-DM model of doc2vec acts as a memory that remembers what is missing from the current context. While the word vectors represent the concept of a word, the document vector intends to represent the concept of a document.

D. Graph embedding

Graphs are meaningful and understandable representations of data. Graph embedding [30], [31], [32], [33], [34] is the transformation of property graphs to a vector or a set of vectors. Graph embedding should capture the graph topology, vertex-to-vertex relationship, and other relevant information about graphs, subgraph, and vertices. Further, the classification systems on graph structures, which are based on the graph embedding, are defined as the graph-based classification.

III. MOTIVATION

IV. SYSTEM DESIGN AND IMPLEMENTATION

A. Overview

The architecture of *hybrid-Falcon* is presented in Figure 1. Our hybrid pattern malware detection and categorization framework includes two group of features and their corresponding modules.

For the network traffic based module, we input the *PCAP* (*packet capture*)¹ file and convert each network flow in PCAP file to a 2D image and pre-train model on 2D images with CNN network. We use the pre-trained model to convert each 2D image to a vector and process the continuous network flows in PCAP file as a 2D-image sequence by a bi-directional LSTM network. We will present this part in Section IV-B in detail. The reason why we consider to convert network flow to 2D image and the whole network packet as 2D-image sequence is that extract network feature automatically by representation learning method, rather than manual indicated methods, such as port-feature, source and target IP address and other limited features which are indicated by human.

For the program code (DEX file in Android APK), we extract function call graphs (FCGs) from DEX² file. We use the pre-trained natural language process inspired instruction/opcode embedding and function embedding methods to convert each node of FCGs (the nodes are functions in the program) to vectors. We use graph embedding to convert each graph to vector. We will present this part in Section IV-C in detail.

Finally, we combine converted vectors both from network traffic and program code into a combined feature and feed it into the classifier (various classifiers are evaluated).

¹<https://wiki.wireshark.org/SampleCaptures>

²<https://source.android.com/devices/tech/dalvik/dex-format>

B. Features from Network Traffic

This section presents our method to convert network traffic to vectors based on image classification and transfer learning. The architecture is presented in Figure 2. To compare to other works in this field, we have two challenges. The first challenge **C1** is how to classify each network flows (several network packets), and the second challenge **C2** is how to classify the whole network packets based on the split flows.

1) *Network Packet and Flow*: For the network traffic analysis, there are three different granularity, raw packet level, flow level, and session level [12]. In our work, we take the network flow as our analysis target. All raw packets from PCAP files are defined as a set $P = \{p^1, p^2, \dots, p^{|P|}\}$, and every packet is defined as $p^i = (x^i, b^i, t^i)$, where $i = 1, 2, \dots, |P|$ and x^i stands for a 5-tuple, which includes source IP, source port, destination IP, destination port and the protocol types (e.g., TCP, UDP), where b^i and t^i stand for the packet's size and the starting time of the packet, respectively. Network flow groups several packets that have the same 5-tuple. In this way, the challenge **C1** is solved. Meanwhile, for the network flow level analysis, it is shown as the flow generation in Figure 2. All raw packets in the same network flow are arranged in time order.

2) *Network Flow to Image*: As we mentioned in the above section, we split the network flow from the raw network packets. After getting network flow files, we convert them to 2D images like the image generation in Figure 2. Here we utilize the trimming and padding methods to normalize all network flows that have the same size. In *hybrid-Falcon* we set the 784 bytes as our size, and it includes the 5-tuple and the following bytes in the network flow. If network flow's size is larger than 784 bytes, we trim it to 784 bytes. If the size of those flow files' is smaller than 784 bytes, we pad them by 0x00 to 784 bytes. Finally, we convert those trimmed and padded files to 2D gray images. Each byte of the original file represents a pixel, such as 0x80 is gray, and 0xff is white.

We also generate the class label in this step, which stands for the different network traffic classes. In our work, we define five-different labels because we have four various malware families and one benign group. That is reasonable for our malware categorization task. We pre-train the model indirectly for our malware detection task, which is based on the previous malware categorization. After categorizing all samples into five groups (four malware groups and one benign group). Then we add all malware in four different groups as the total number of malware samples.

3) *Transfer Learning and Feature Generation*: In our work we leverage a 8-layer convolution neural network to pre-train our converted 2D gray images. Our model has 70,213 total parameters. After the previous step, we transform our malware categorization and detection tasks into a 5-category classification problem.

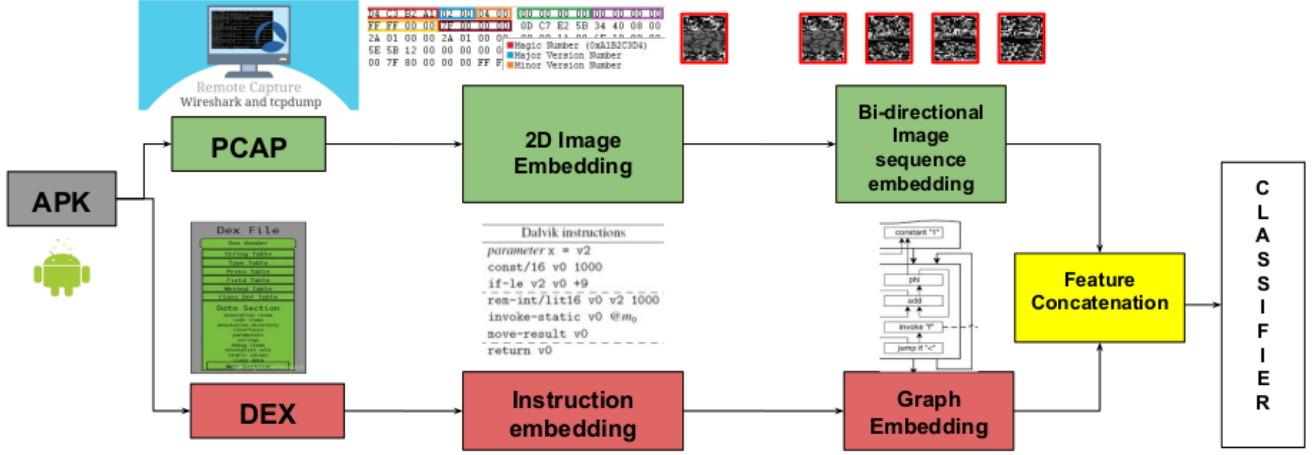


Figure 1: The architecture of *hybrid-Falcon*

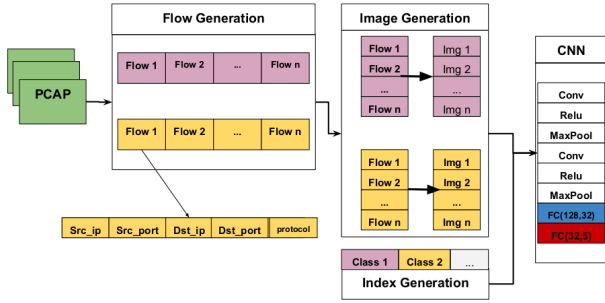


Figure 2: Converting Network Traffic to Vectors

$$\begin{aligned}
 Y^1 &= \text{MaxPooling}_{2 \times 2}(\text{Relu}(\text{conv}2d_{3 \times 3}(X_{28 \times 28}))) \\
 Y^2 &= \text{MaxPooling}_{2 \times 2}(\text{Relu}(\text{conv}2d_{3 \times 3}(Y^1))) \\
 Y^3 &= \text{FC}_{128,32}(Y^2) \\
 Y &= \text{FC}_{32,5}(Y^3)
 \end{aligned} \quad (1)$$

We use our 5-categories (Benign, Adware, Ransomware, Scareware and SMSmalware) classification task to train the model. After getting the pre-train model, we take Y^3 that has 32-bit vector as our features for the next step. We use *sparse_categorical_crossentropy* loss and Adam optimizer and set the learning_rate as 0.001 and epoch as 50. We use one dropout layer between MaxPool2 and FC1, and we set the dropout rate as 0.5.

4) *Continuous Network Traffic Processing*: So far, we convert the network flows to images and pre-train the 2D gray image-based multi-class classification model. However, we cannot classify those malware or benign samples based on each 2D gray image for our malware detection and categorization task. Normally, each PCAP file includes hundreds or thousands of raw network packets and network flows. Therefore, the malware classification issue converts to a continuous 2D image classification task. In other words, that is a 2D-image sequence classification or sequential image classifica-

Input: Raw network traffic files(PCAPs), Classes of raw network traffic
Output: Network traffic embedding $v_t : t \in N$
 1. Pre-train 2D classification model, extract image sequence with *batch_size* = 8 and map 2D images to vectors

```

for n=1 to N do
  for v ∈ n do
    //Forward LSTM
     $i_{t_f} = \alpha(x_{t_f} * U_f^i + h_{t-1_f} * W_f^i)$ 
     $f_{t_f} = \alpha(x_{t_f} * U_f^f + h_{t-1_f} * W_f^f)$ 
     $o_{t_f} = \alpha(x_{t_f} * U_f^o + h_{t-1_f} * W_f^o)$ 
     $C_{t_f} = \tanh(x_{t_f} * U_f^g + h_{t-1_f} * W_f^g)$ 
     $C_{t_f} = \alpha(f_{t_f} * C_{t-1_f} + i_{t_f} * \tilde{C}_{t_f})$ 
     $h_{t_f} = \tanh(C_{t_f}) * o_{t_f}$ 
    //Backward LSTM
     $i_{t_b} = \alpha(x_{t_b} * U_b^i + h_{t-1_b} * W_b^i)$ 
     $f_{t_b} = \alpha(x_{t_b} * U_b^f + h_{t-1_b} * W_b^f)$ 
     $o_{t_b} = \alpha(x_{t_b} * U_b^o + h_{t-1_b} * W_b^o)$ 
     $C_{t_b} = \tanh(x_{t_b} * U_b^g + h_{t-1_b} * W_b^g)$ 
     $C_{t_b} = \alpha(f_{t_b} * C_{t-1_b} + i_{t_b} * \tilde{C}_{t_b})$ 
     $h_{t_b} = \tanh(C_{t_b}) * o_{t_b}$ 
  end
   $h_t = \text{concat}(h_{t_f}, h_{t_b})$ 
end
return v_f

```

Algorithm 1: Continuous Network Flow Embedding

tion [35], [36]. Most of the sequential image classification works combine the RNN and CNN and put RNN focusing on the sequential task and CNN for the image features. Meanwhile, in the natural language processing (NLP) field, in order to process the sequential issues with the pre-trained model, BERT [37], GPT (v2,v3) [38], [39] and other transformers(e.g., ELMo [40], Transformer [41]) are introduced into to capture the sequence relationship by leveraging the LSTM or RNN networks.

Therefore, in our work to capture the network traffic's continuous characteristics, we introduce a bidirectional LSTM network on top of the pre-trained 2D-image classification model, which helps to extract image features from the converted network flows in the above section. This method can solve the C2 effectively. Figure 3 presents our sequential image classification structure. The above steps in aforementioned sections prepare the image sequences (Sec. IV-B2) and img2vec

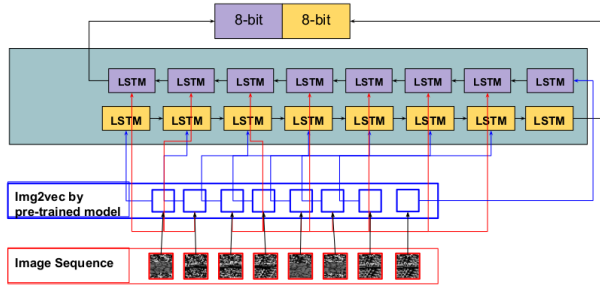


Figure 3: 2D sequential image classification with bidirectional LSTM

(Sec. IV-B3) model, which replaces each 2D gray image to 32-bit vector. Algorithm 1 presents our processing flow. We use a bidirectional LSTM network, and the input of LSTM has converted vectors with $(1, 32)$ shape. In Algorithm 1, both inputs for the forward and backward direction LSTM are the same. And x_{t_f} stands for the input of the Forward LSTM and h_{t-1} stands for the $t-1$ hidden state. i_{t_f} , f_{t_f} , and o_{t_f} are input, forget and output gates, and W_f^i , W_f^f , W_f^o are weight for the corresponding gates. For the Backward LSTM, those parameters have the same functionalities, but different values with them in Forward LSTM. At the initialize state, the input x_{t_f} and x_{t_b} are same. Furthermore, we concatenate the last hidden status v_t as our final output vectors, where N stands for the number of all PCAP files.

After getting the v_t vectors for N PCAP files (N different Android samples), we use a full connection layer followed a softmax layer to classify those raw network traffic to five different categories. We also use the sparse categorical cross-entropy to train our bi-LSTM network.

C. Features from Code Graph Structure

The overview of features from the code graph structure is illustrated with Figure 4.

1) *Opcode Embedding*: To simplify the procedure, we replace the instruction (opcode and operands) embedding with the opcode embedding. The reason for this replacement is as follows. First of all, the opcode represents Dalvik’s instruction behaviors, and the operands represent the parameters. Dalvik’s operands are virtual registers in a virtual machine. Those values are affected significantly by the undergoing usage of Dalvik VM or ART VM. Therefore, we cannot enumerate all of them. Additionally, if several malware samples in the same family use the same malicious pattern, the opcode itself can capture these malicious behaviors.

In theory, our opcode embedding method may suffer from the *operand removal* problem [42]. One significant issue with that is that all the *Invoke-Virtual* instructions³ have the same embedding vector, no matter what are the targets of the *Invoke-Virtual* instruction. For the opcode embedding, or

³All the calling instructions such as *invoke-super*, *invoke-direct*, *invoke-static*, and *invoke-interface* suffer from the same problem.

opcode2vec, we map each opcode $op_i \in OP$ (i.e., OP stands for the whole Dalvik opcodes) to a vector of the real number, using the *word2vec* [24] model with the skip-gram method. *word2vec* is an excellent feature learning technique, which is based on continuous bag-of-words and skip-gram techniques. The skip-gram technique aims to use the current opcode to predict the opcodes around it. We trained our *opcode2vec* model with a large corpus of opcodes extracted from the real applications.

2) *Function Embedding*: In this work, we treat the function embedding similar to the sentence embedding.

We utilize the weighted mean of a non-empty finite multi-set of instruction’s opcode to calculate the function embedding. Assuming the function f includes n -opcode and a l -dimensional vector represents each opcode, the weight of the corresponding non-negative weights w_1, w_2, \dots, w_n is:

$$\tilde{f} = \frac{\sum_{i=1}^n w_i x_i}{\sum_{i=1}^n w_i} \quad (2)$$

where x_i represents the l -dimensional opcode embedding.

The weighted mean function embedding is an easy and straightforward way.

3) *Graph Embedding*: After getting the function embedding, we take those generated function embedding as the node embedding of the function call graph (FCG). In other words, we perform graph embedding on function call graph level. The function call graph is presented in Figure 5, and it shows the FCG of an *onDestroy()* function and several basic blocks insider of it. This module’s ultimate purpose is to convert the graph representation to a vector and then take the generated vector as the neural network-based classifier’s input. We take *structure2vec* [43] graph embedding method to convert one graph to an vector.

The technique at this step is presented in Figure 6. And we utilize the equations of (3), (4), (5) to convert a function call graph to a graph-vector, which stands for the whole Android application. In our work, our graph-based function embedding includes two components. The first one is the control flow graph extraction, and the other one is the graph embedding for each function, which is adapted from the *structure2vec*.

In the real Android apps, each function/method is composed of multiple basic blocks. Figure 6 exemplifies the graph embedding method to convert the whole graph to an vector. Meanwhile, Figure 6 presents the graph embedding, which is described in Algorithm 2.

For the graph embedding, in our case, the vectors (nodes) of graphs are functions, and the edges are connections among those functions. Each vector (node) contains a set of opcodes inside it. The function embedding constructs each node’s feature. Finally, a p -dimensional vector μ_i is associated with each vertex v_i .

We use adapted *structure2vec* to update the p -dimensional vector μ_i^{t+1} during the network training dynamically. The updating process is executed as follows:

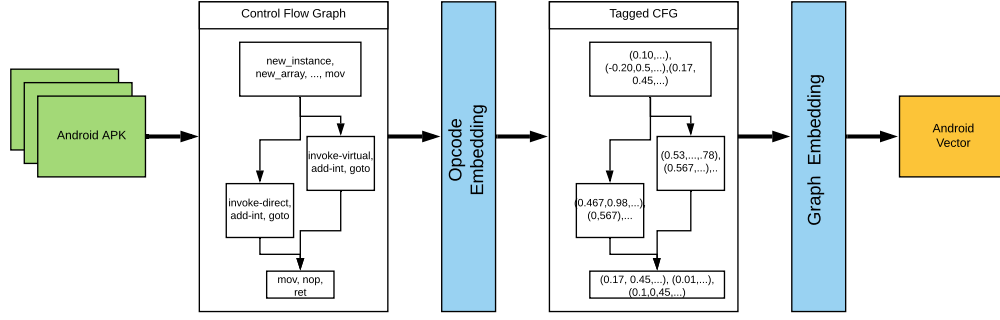


Figure 4: Converting Program Code to Vectors



Figure 5: Function Call Graph

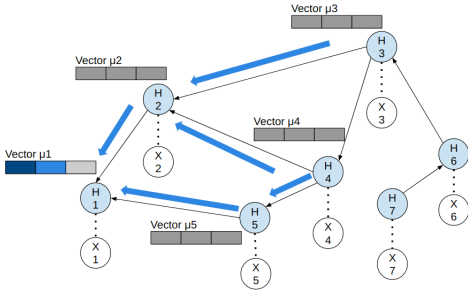


Figure 6: Graph Embedding

$$\mu_v^{(t+1)} = F(x_v, \sum_{u \in N_v} \mu_u^{(t)}), \forall v \in V. \quad (3)$$

We initialize the $\mu_v^{(0)}$ at each vertex randomly. In practice, we design the function F as the following form:

$$F(x_v, \sum_{u \in N_v} \mu_u^{(t)}) = \tanh(W_1 x_v + \sigma(\sum_{u \in N(v)} \mu_u)) \quad (4)$$

To make the nonlinear transformation $\sigma(\cdot)$ effective, we define $\sigma(\cdot)$ itself as an n layer fully-connected neural network.

$$\sigma(l) = P_1 * \text{ReLU}(P_2 * \dots * \text{ReLU}(P_n l)) \quad (5)$$

The overall graph-based function embedding algorithm is illustrated with Algorithm 2.

Input: Instruction embedding $v_i : i \in I$, control flow graph insider of a function g_f , parameter α

Output: Graph embedding $v_f : f \in F$

Initialize $\mu_v^0 = \text{Rand}$, for all $v \in V$

for $t=1$ to T **do**

for $v \in V$ **do**

$$l_v = \sum_{u \in N(v)} \mu_u^{(t-1)}$$

$$\mu_v^{(t)} = \tanh(W_1 x_v + \sigma(l_v))$$

end

end

$$v_f = W_2(\sum_{v \in V} \mu_v^T) / \text{len}(V)$$

return v_f

Algorithm 2: Graph embedding

The graph embedding generates the vector embedding after all iterations. We use the average aggregation function as our last step to transform the vector embedding to the graph-based function embedding.

D. Models training and Inference

After getting our network traffic-based feature and also graph embedding for the function call graph, *hybrid-Falcon* concatenates two features together. And then we design a two-layer multi-layer layer perceptron (MLP) as our malware detection(binary classification) and malware categorization system(multi-classification, including Benign, Adware, Ransomware, Scareware and SMSmalware classes). In our network, malware detection is a binary classification issue. We label malware samples as “1” and benign samples as “-1” at the training step. During testing, we treat all the predictions less than zero as benign and the ones that are more than zero as malware.

$$f(G_h) = \langle (\langle g_i, w_{i1} \rangle + b_{i1}), w_{i2} \rangle + b_{i2} \quad (6)$$

where $w_{i1}, w_{i2} \in R^p$ is the weight of the 2-layer MLP network and $b_{i1}, b_{i2} \in R^p$ is the offset from the origin of the vector space. In this setting, a function call graph G_h is classified as malicious if $f(G_h) > 0$ and as benign if $f(G_h) < 0$.

For the malware categorization, we divide this task into two sub-tasks. The first one categorizes those malware samples without pre-processing the malware samples. We label all the applications with a N -dimensional one-hot vector. The “1” in the one-hot vector stands for the index of the kinds of Android malware. We append one softmax layer, like Equation 7, at the end of MLP and classify the malware to the classification “n”, which stands for the type of malicious samples. In this task, we treat malware categorization as a multi-class classification issue.

$$f(G_h) = \text{softmax}(\langle \langle g_i, w_{i1} \rangle + b_{i1}, w_{i2} \rangle + b_{i2}) \quad (7)$$

On the other hand, we enumerate the top-n (n means the number of largest families) largest malware families as a pre-processing step and retrieve the malware dataset samples. If the sample is from the indicated malware family, we label it as “1”. Otherwise, we label it as “0”. Actually, with this assumption, we convert the multi-class classification problem to binary classification.

V. EVALUATION

A. Experimental Setup

We set up our experiments on our server with 128GB RAM and 16 GB GPU. We train our model with Tensorflow2.0.0-beta0, Keras2.2.4, Sklearn0.20.0. We use SplitCap⁴ tool to split PCAP files. Additionally, we use the pillow6.1.0 imaging library when we convert the network flows to images. Other assistant libraries are also used, such as numpy1.16.4 and matplotlib3.1.1. We use the Androguard⁵ to extract function call graphs from the Android APK files.

B. Dataset

In our work, we collect two datasets. One is Android Malware CICMal2017 [16], and the second dataset is Andro-Zoo [44]. For the Android Malware CICMal2017 dataset, it includes 426 malware and 1,700 benign samples and their corresponding network traffic raw files. IN our work, we consider CICMal2017 dataset to provide the dataset of dynamic feature.

For the AndroZoo dataset, we collected samples following the suggestions of TESSERACT [45] and considered the spatial and temporal bias, and finally we set the collecting period between 2020.03.31 and 2021.03.31 and get in total 50,553 samples, which includes 25,553 malware and 25,000 benign samples.

For the Malware detection issues, especially for the static feature-based work, the dataset with 2,126 samples is too small. However, for the dynamic feature-based work, 2,126 is the classic number. Actually, most works evaluate those frameworks with smaller datasets, such as [46] evaluates on 1,401 samples (1,000 Malware and 401 Benign). [47] takes 2,336 benign and 1,892 malware samples, and the total number is 4,228. Because our network flow-based dataset is captured

when the Android application runs, that is a classic dynamic feature. The number of the dataset for dynamic analysis ([46], [47]) is normal, which is smaller than static analysis ([48] evaluates on a dataset with 83,784 benign and 106,912 samples based on static analysis, [14] evaluates on the 49,947 benign and 5,560 malware based on static analysis).

In addition, the number of various categories is illustrated in Table I in detail. For the network traffic, we extract 3,255,391 network flows in total from 2,216 PCAP files. Here, to pre-train our 2D gray image classification task, we create our dataset, *AndroNetMnist*, which provides a benchmark to network traffic analysis with the convolution neural network. We split the dataset with 80% training and 20% testing in our experiment.

C. Power Law and Opcode Embedding

Before moving to our evaluation tasks, we use the distribution of our opcode to prove the reason-ability of using natural processing language techniques in our works. In order to get the reasonable opcode2vec module, we pre-train the opcode2vec by the AndroZoo dataset. We extract all opcode by Androguard tool and obtain 18,240,542 opcodes in total. And then we take those opcodes as our word corpus to train the opcode2vec model. Figure 7 presents the opcode distribution for the above datasets. Figure 7 shows Dalvik’s opcode distribution, which has 216 opcodes and top-20 opcodes are presented. All of them follow the power-law distribution, which means borrowing word embedding techniques from natural language processing to do opcode embedding is reasonable.

D. Results Comparison

This section compares our results with other related works, both from the program code and network traffic-based works. Besides presenting the hybrid pattern-based malware detection and categorization, we also present our generated results by only considering the network traffic and program code features. Additionally, we also re-implement (Droidmat [50]) and reproduce (Drebin [49]⁶, Adagio [2]⁷) other related works and compare them with our framework (the results of those frameworks have a little difference with the original works because of the different dataset.). For our own *hybrid-Falcon*, after preparing the dataset as CSV files, we use the RandomForest(RF) classifier by default to do our malware detection and malware categorization. Our RF is defined as 1,400 trees in the forest and 80 as the tree’s maximum depth. We set *min_samples_split* as 5 and the number of features to consider when looking for the best split as sqrt.

The motivation of our work is to detect malware by combing the static (program code) and dynamic (network traffic) features. If we did not combine those features, how about the malware detection performance if we only consider the program code or network traffic? We evaluate this issue in Table II. HP-MDC-NET(Wang et al.) and HP-MDC-NET(bi_LSTM) are introduced to evaluate the performance of network traffic, and

⁴<https://github.com/Master-13/SplitCap>

⁵<https://github.com/androguard>

⁶<https://github.com/alisakhatipova/Drebin>

⁷<https://github.com/hgascon/adagio>

Name	Number	Description
PCAP files	2,126	All the raw network traffic files
Network flows	3,255,391	All network flows generated by methods in Section IV-B
Adware network flows	580,170	The Adware network flows partition
Ransomware network flows	382,279	The ransomware network flows partition
Scareware network flows	517,954	The Scareware network flows partition
SMSmalware network flows	245,691	The SMSmalware network flows partition
Benign network flows	1,529,297	The network flows partition from benign applications
APK files	2,126	All program code files
Adware apks	124	No. of Android apks belong to Adware family
Ransomware apks	112	No. of Android apks belong to Ransomware family
Scareware apks	109	No. of Android apks belong to Scareware family
SMSmalware apks	101	No. of Android apks belong to SMSmalware family
Benign apks	1,700	No. of Android apks belong to benign

Table I: The number of datasets, including network traffic and program code

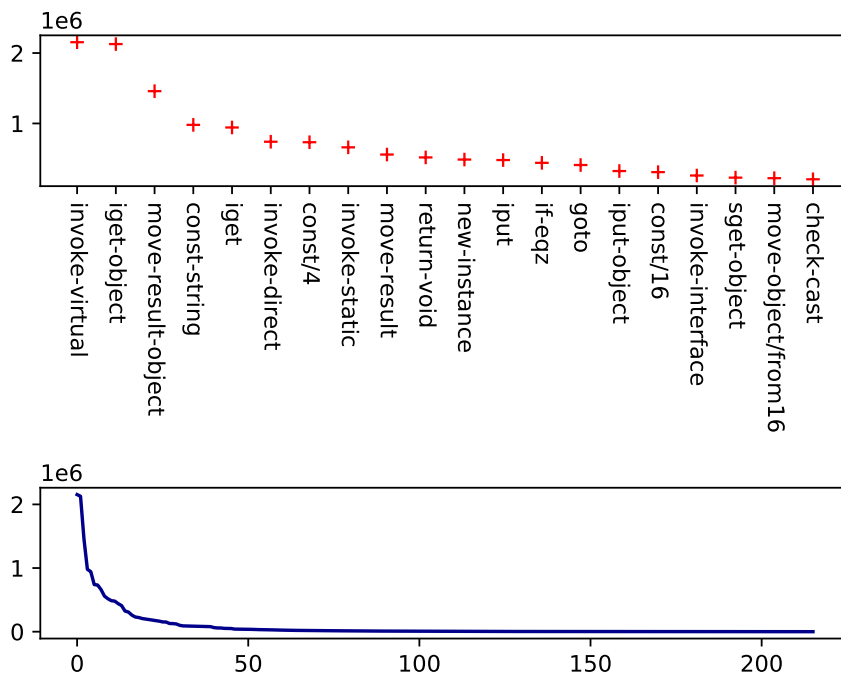


Figure 7: Power-law Distribution for Dalvik Opcodes.

Classifier	Accuracy(%)	Precision(%)	Recall(%)	F1(%)
Drebin [49]	96.58	95.37	97.85	96.59
Adagio [2]	95.01	91.07	100	95.32
Droidmat [50]	89.87	90.89	88.28	89.56
CICAndMal2017 [16]	95.77	96.00	95.64	95.77
<i>hybrid-Falcon</i> -NET(bi-LSTM)	95.39	95.54	95.39	95.18
<i>hybrid-Falcon</i> -Graph	95.18	92.31	83.72	87.80
<i>hybrid-Falcon</i>	97.16	97.13	97.16	97.09

Table II: Results Comparison for the Malware Detection Task

Classifier	Accuracy(%)	Precision(%)	Recall(%)	F1(%)
CICAndMal2017 [16]	86.85	85.92	86.85	84.82
<i>hybrid-Falcon</i> -NET(bi-LSTM)	84.70	80.22	84.70	82.39
<i>hybrid-Falcon</i> -Graph	88.45	100.0	93.87	88.45
<i>hybrid-Falcon</i>	88.32	85.82	88.32	87.05

Table III: Results Comparison for the Malware Categorization Task(average = 'weighted')

HP-MDC-Graph is presented to evaluate the performance of program code.

For the image-based embeddings, actually, we provide two compared results. The first one is HP-MDC-NET(Wang et al.) in Table II. And the other one is HP-MDC-NET(bi_LSTM) in Table II. Both experiments are using image-based embeddings and convolutional neural network to do malware detection. The latter appends a bi-directional LSTM network to obtain the final vectors. Meanwhile, the former is the re-implementation of [12]. We create our own dataset - *AndroNetMnist* and evaluate against HP-MDC-NET(Wang et al.) and HP-MDC-NET(bi_LSTM). In contrast with our *hybrid-Falcon*, Wang et al.[12] can only classify each network-flow to malware or benign. However, *hybrid-Falcon* can do the network-flow and network-packet level classification. To classify each network-flow as the malware or benign is not our purpose because we need network-packet classification to clarify an application is malware or benign, and thus we design and evaluate the other method HP-MDC-NET(bi_LSTM).

Table II illustrates the malware detection (binary classification) performance. Table II shows that *hybrid-Falcon-Net*(Wang et al.) gets the best performance, which catches up to 98% accuracy. However, this experiment processes the malware classification on *AndroNetMnist* similar to the digital handwriting classification on the MNIST dataset, which indirectly did the classification. That means we firstly extract and convert all network flows to images and then classify all images belong to one class. For example, for a PCAP file, e.g., *ad-ewind-koodous-1de012.pcap*, we extracted and converted network flows to images and got 3,329 samples. The 98% accuracy means 98% of 3,329 samples are classified correctly. However, we cannot determine the whole network flows characteristics because mostly malicious behaviors are hidden in a few network flows by sophisticated attackers. Even if we get high performance of over 98%, we cannot infer that this classifier is the best one. Therefore, we introduced *hybrid-Falcon*, which combines network traffic and program code patterns. With this method, *hybrid-Falcon* gets 97.16% accuracy(except *hybrid-Falcon-Net*(Wang et al.), we analyze the *hybrid-Falcon-Net*(Wang et al.) above). In contrast to other methods, our *hybrid-Falcon* gets better results than others. The results are illustrated in TableII in detail.

In our experiment, the malware categorization task is a multi-class classification issue. Similar to the malware detection (binary classification) task, *hybrid-Falcon-NET* on *AndroNetMnist* gets the best performance on the image classification task indirectly. Take the same example with malware detection above, 97.23 accuracy means 97.23% images from *ad-ewind-koodous-1de012.pcap* are classified to Adware class. However, we cannot determinedly infer this PCAP is Adware network traffic. Additionally, we compare our results only with CICAndMal2017 because most Android malware detection works, such as Drebin, Adagio, and Droidmat did not consider the malware categorization. Although FM [3] considers the malware categorization task, it converts the multi-class task to binary-class (If one malware sample belongs to a specific

malware family, then the label is 1; otherwise, that is 0.). Our *hybrid-Falcon* on the multi-class classification task gets better results than CICAndMal2017. The primary reason is that essential patterns for various malware families represent the manually indicated features by CICAndMal2017 losing information. Our method can catch up better malware families' features by representation learning. CICAndMal2017 uses the additional tools to extract nine features from network PCAP file and detect malware with those extract features. And our results show that image-based method is better than rule-based methods. Table III presents the performance results of the malware categorization task.

Last but not least, besides the RandomForest (RF) classifier, we also consider the other four classifiers for malware detection and categorization. The classifiers are described in Table IV. Besides the setting in Table IV, we use all default parameters. Due to the limited space, we only present results in Table V for the malware detection (binary classification) task. Table V shows that the RF classifier gets the best performance and then followed by the GradientBoost classifier. MLP gets the worst in our *hybrid-Falcon* framework.

VI. RELATED WORKS

A. Static Feature based Android Malware Detection

Recently, the area of Android malware detection has attracted several security researchers . In this section, we first discuss related work on the static analysis of Android malware, then proceed to present approaches related to Android Malware detection using structural analysis.

Li et al. [3] present a factorization machine(FM) based Android malware detection system. It extracts seven types of features that are highly relevant to malware detection from the manifest file and source code of each mobile application, including Application Programming Interface (API) calls, permissions, etc. They propose to use the factorization machine, which fit the problem the best, as a supervised classifier for malware detection. According to extensive performance evaluation, our proposed method achieved a test result of 99.01% detection rate with a false positive rate of 0.09% on the DREBIN dataset. To contrast with it, we do not use permissions and API calls as our features although both the FM and our solution get over 99% performance. We extract function call graph from Android apps, and construct the graph neural network based detection system. Our solution is not sensitive to the obfuscation techniques, especially the string-based obfuscation (e.g., function names, variable names). In addition, both FM and our work consider the malware detection and malware classification (top-n families) problems. One difference is that we also consider the malware classification on the whole malware families perspective, which FM doesn't consider.

Adagio [2] shows a kernel-hashing based malware detection system on the function call graph. It is based on the efficient embeddings of function call graphs with an explicit feature map inspired by a linear-time graph kernel. In an evaluation with real malware samples purely based on structural features,

Classifier	Description
RF	n_estimators=1400, min_sample_split=5,max_features='sqrt',max_depth=80
AdaBoost	All default values
GradientBoost	lr=0.01, n_estimators=1500, max_depth=4, min_samples_split=40
MLP	sover='sgd',alpha=1e-5,hidden_layers_sizes=(400,400,200,100,10)
DecisionTree	min_samples_split=10,max_features='sqrt',max_depth=20

Table IV: Various classifiers setting

Classifier	Accuracy	Precision	Recall	F1
RF	97.16	97.13	97.16	97.09
AdaBoost	93.13	92.81	93.13	92.85
GradientBoost	96.88	96.83	96.88	96.80
MLP	91.01	90.48	91.01	90.02
DecisionTree	93.66	93.64	93.66	93.65

Table V: *hybrid-Falcon*'s Performance with various classifier

Adagio outperforms several related approaches and detects 89% of the malware with few false alarms, while also allowing to pin-point malicious code structures within Android applications. Both the Adagio and our solution are based on the function call graph of Android applications. However, we design the graph embedding based on the function call graph, while Adagio uses the kernel-hashing method. In addition, we use opcode embedding to transfer the opcodes of Dalvik's instructions to vectors while Adagio uses a reduced one-hot vector to represent the opcode. There is also an over-approximation problem in the Adagio because they narrow down the 221-opcode to 15-opcode.

There are also many works based on the n-gram opcode to detection Android malware, such as [4], [1]. McLaughlin et al. [4] propose a novel Android malware detection system with the convolutional neural network(CNN). The network automatically learns features of malware from the raw opcode sequences and thus removing the need for hand-engineered malware features. Meanwhile, Canfora et al. [1] investigate that if the frequencies of n-grams of opcodes are useful in detecting Android malware and if there are some significant malware families for which they are more or less effective. To this end, They design a method based on state-of-the-art classifiers applied to frequencies of opcodes. Results show that an accuracy of 97% can be obtained on average. To contrast with our work, we only use the frequencies of n-grams of opcodes in our SIF-function embedding method. In addition to that, we also have the graph neural network to convert the whole Android application to a vector, which considers the 'Function Jumping' issues while the above approaches handle the Android application as a sequence of opcodes without considering 'Function Jumping'.

Program code-based malware detection methods extract features from the code itself. Technically those features include the API calls, N-gram, and control flow graph (CFG) based methods. API call based malware detection [51], [50], [52], [3], [49] uses API calls to detect Android malware. N-gram-based Malware Detection is based on the n-gram opcode to detect Android malware, such as [4], [6], [53]. Last but not least, Graph-based malware detection systems use graph

structure to do detection tasks, such as Apk2vec [54] and Adagio [2].

B. Dynamic feature based Android Malware Detection

Machine learning and deep learning techniques are heavily introduced into the network traffic analysis. Researchers use manual indicated features to recognize network traffic patterns with traditional machine learning algorithms, such as traffic classification, network security, and anomaly detection [12], [11], [16], [55], [9]. Those features include network ports, deep packets inspection, statistical, and behavior-based features. To contrast with the above works, our *hybrid-Falcon* considers the network traffic as 2D-images sequences and using CNN and LSTM based neural networks to represent the network traffic information. That could be more accurate than port and other rule-based methods.

VII. LIMITATION

To contrast with other machine learning and deep learning-based works in the malware detection field, on the one hand, our *hybrid-Falcon* can catch up not only syntax (such as function call graph connection) information but also the semantic information (such as the network traffic with flow representation). However, the whole process is more time-consumption than rule-based methods, such as port-based malware detection with network traffic and permission-based Android malicious program detection.

On the other hand, in contrast to other Android malware detection works, the dataset, especially the program code-based dataset, is too small. Although our evaluation demonstrates better performance than its precedent, we need to increase the number of samples in the future.

Last but not least, in our work we did not consider the adversarial machine learning because that is not a simple issue, especially for the graph-based features because of the non-continuous feature. MANIS [14] only discusses how to evade the malware detection system on graphs. In that work, one adversarial machine learning based method to evade the malware detection system on graphs is described in detail. The graph structure in that paper is significantly easier than the graph structure and natural language processing inspired methods in this paper. Therefore, to consider the adversarial learning for our hybrid-feature malware detection system, we plan continue this as our future work.

VIII. CONCLUSION

In this work, we present *hybrid-Falcon*, a hybrid pattern malware detection and categorization framework. We use the transfer learning method to extract features from the network

traffic and program code with the pre-trained models. We treat it as a 2D gray image sequence classification task for the network traffic-based classification and use a bi-directional LSTM to process image sequences. For the 2D gray image, we use an 8-layer CNN to pre-train the gray images, which stand for the network flows. For the program code part, we use the `opcode2vec` and `function2vec` to convert the functions in machine instruction to vectors and then use graph embedding to obtain the final vectors, which stand for the Android applications. We boost our malware detection and categorization performance with the hybrid pattern, and our results outperform most related works.

REFERENCES

- [1] Gerardo Canfora, Andrea De Lorenzo, Eric Medvet, Francesco Mer-caldo, and Corrado Aaron Visaggio. Effectiveness of opcode ngrams for detection of multi family android malware. In *2015 10th International Conference on Availability, Reliability and Security*, pages 333–340. IEEE, 2015.
- [2] Hugo Gascon, Fabian Yamaguchi, Daniel Arp, and Konrad Rieck. Structural detection of android malware using embedded call graphs. In *Proceedings of the 2013 ACM workshop on Artificial intelligence and security*, pages 45–54. ACM, 2013.
- [3] Chenglin Li, Rui Zhu, Di Niu, Keith Mills, Hongwen Zhang, and Husam Kinawi. Android malware detection based on factorization machine. *arXiv preprint arXiv:1805.11843*, 2018.
- [4] Niall McLaughlin, Jesus Martinez del Rincon, BooJoong Kang, Suleiman Yerima, Paul Miller, Sakir Sezer, Yeganeh Safaei, Erik Trickel, Ziming Zhao, Adam Doupe, et al. Deep android malware detection. In *Proceedings of the Seventh ACM on Conference on Data and Application Security and Privacy*, pages 301–308. ACM, 2017.
- [5] Chen Chen, Yun Liu, Bo Shen, and Jun-Jun Cheng. Android malware detection based on static behavior feature analysis. *Journal of Comput-ers*, 29(6):243–253, 2018.
- [6] BooJoong Kang, Suleiman Y Yerima, Sakir Sezer, and Kieran McLaughlin. N-gram opcode analysis for android malware detection. *arXiv preprint arXiv:1612.01445*, 2016.
- [7] Peng Xu, Claudia Eckert, and Apostolis Zarras. Detecting and categoriz-ing android malware with graph neural networks. In *Proceedings of the 36th Annual ACM Symposium on Applied Computing*, pages 409–412, 2021.
- [8] Jyoti Malik and Rishabh Kaushal. Credroid: Android malware detection by network traffic analysis. In *Proceedings of the 1st acm workshop on privacy-aware mobile computing*, pages 28–36, 2016.
- [9] Anshul Arora, Shree Garg, and Sateesh K Peddoju. Malware detection using network traffic analysis in android based mobile devices. In *2014 Eighth International Conference on Next Generation Mobile Apps, Services and Technologies*, pages 66–71. IEEE, 2014.
- [10] Aqil Zulkifli, Isredza Rahmi A Hamid, Wahidah Md Shah, and Zubaile Abdullah. Android malware detection based on network traffic using decision tree algorithm. In *International Conference on Soft Computing and Data Mining*, pages 485–494. Springer, 2018.
- [11] Gonzalo Marín, Pedro Casas, and Germán Capdehourat. Deepmal–deep learning models for malware traffic detection and classification. *arXiv preprint arXiv:2003.04079*, 2020.
- [12] Wei Wang, Ming Zhu, Xuewen Zeng, Xiaozhou Ye, and Yiqiang Sheng. Malware traffic classification using convolutional neural network for rep-resentation learning. In *2017 International Conference on Information Networking (ICOIN)*, pages 712–717. IEEE, 2017.
- [13] Peng Xu, Youyi Zhang, Claudia Eckert, and Apostolis Zarras. HawkEye: Cross-Platform Malware Detection With Representation Learning on Graphs. In *International Conference on Artificial Neural Networks (ICANN)*, 2021.
- [14] Peng Xu, Bojan Kolosnjaji, Claudia Eckert, and Apostolis Zarras. Manis: evading malware detection system on graph structure. In *Proceedings of the 35th Annual ACM Symposium on Applied Computing*, pages 1688–1695, 2020.
- [15] Peng Xu, Claudia Eckert, and Apostolis Zarras. Falcon: Malware Detec-tion and Categorization With Network Traffic Images. In *International Conference on Artificial Neural Networks (ICANN)*, 2021.
- [16] Arash Habibi Lashkari, Andi Fitriah A Kadir, Laya Taheri, and Ali A Ghorbani. Toward developing a systematic approach to generate bench-mark android malware datasets and classification. In *2018 International Carnahan Conference on Security Technology (ICCST)*, pages 1–7. IEEE, 2018.
- [17] Hajime Tazaki, Frédéric Uarbani, Emilio Mancini, Mathieu Lacage, Daniel Camara, Thierry Turetletti, and Walid Dabbous. Direct code execution: Revisiting library os architecture for reproducible network experiments. In *Proceedings of the ninth ACM conference on Emerging networking experiments and technologies*, pages 217–228, 2013.
- [18] Mingshen Sun, John CS Lui, and Yajin Zhou. Blender: Self-randomizing address space layout for android apps. In *International Symposium on Research in Attacks, Intrusions, and Defenses*, pages 457–480. Springer, 2016.
- [19] Lok Kwong Yan and Heng Yin. Droidscape: Seamlessly reconstructing the {OS} and dalvik semantic views for dynamic android malware analysis. In *Presented as part of the 21st {USENIX} Security Symposium ({USENIX} Security 12)*, pages 569–584, 2012.
- [20] Kimberly Tam, Salahuddin J Khan, Aristide Fattori, and Lorenzo Cavallaro. Copperdroid: Automatic reconstruction of android malware behaviors. In *Ndss*, 2015.
- [21] Michelle Y Wong and David Lie. Intellidroid: A targeted input generator for the dynamic analysis of android malware. In *NDSS*, volume 16, pages 21–24, 2016.
- [22] Shuai Zhao, Xiaohong Li, Guangquan Xu, Lei Zhang, and Zhiyong Feng. Attack tree based android malware detection with hybrid analysis. In *2014 IEEE 13th International Conference on Trust, Security and Privacy in Computing and Communications*, pages 380–387. IEEE, 2014.
- [23] Lifan Xu, Dongping Zhang, Nuwan Jayasena, and John Cavazos. Hadm: Hybrid analysis for detection of malware. In *Proceedings of SAI Intelligent Systems Conference*, pages 702–724. Springer, 2016.
- [24] Tomas Mikolov, Ilya Sutskever, Kai Chen, Greg S Corrado, and Jeff Dean. Distributed representations of words and phrases and their compositionality. In *Advances in neural information processing systems*, pages 3111–3119, 2013.
- [25] Zhouhan Lin, Minwei Feng, Cicero Nogueira dos Santos, Mo Yu, Bing Xiang, Bowen Zhou, and Yoshua Bengio. A structured self-attentive sentence embedding. *arXiv preprint arXiv:1703.03130*, 2017.
- [26] Hamid Palangi, Li Deng, Yelong Shen, Jianfeng Gao, Xiaodong He, Jianshu Chen, Xinying Song, and Rabab Ward. Deep sentence embed-ding using long short-term memory networks: Analysis and application to information retrieval. *IEEE/ACM Transactions on Audio, Speech and Language Processing (TASLP)*, 24(4):694–707, 2016.
- [27] Alexis Conneau, Douwe Kiela, Holger Schwenk, Loic Barrault, and An-toine Bordes. Supervised learning of universal sentence representations from natural language inference data. *arXiv preprint arXiv:1705.02364*, 2017.
- [28] Matteo Pagliardini, Prakhhar Gupta, and Martin Jaggi. Unsupervised learning of sentence embeddings using compositional n-gram features. *arXiv preprint arXiv:1703.02507*, 2017.
- [29] Quoc Le and Tomas Mikolov. Distributed representations of sentences and documents. In *International conference on machine learning*, pages 1188–1196, 2014.
- [30] Palash Goyal and Emilio Ferrara. Graph embedding techniques, applica-tions, and performance: A survey. *Knowledge-Based Systems*, 151:78–94, 2018.
- [31] Bryan Perozzi, Rami Al-Rfou, and Steven Skiena. Deepwalk: Online learning of social representations. In *Proceedings of the 20th ACM SIGKDD international conference on Knowledge discovery and data mining*, pages 701–710. ACM, 2014.
- [32] Aditya Grover and Jure Leskovec. node2vec: Scalable feature learning for networks. In *Proceedings of the 22nd ACM SIGKDD international conference on Knowledge discovery and data mining*, pages 855–864. ACM, 2016.
- [33] Thomas N Kipf and Max Welling. Semi-supervised classification with graph convolutional networks. *arXiv preprint arXiv:1609.02907*, 2016.
- [34] Daixin Wang, Peng Cui, and Wenwu Zhu. Structural deep network embedding. In *Proceedings of the 22nd ACM SIGKDD international conference on Knowledge discovery and data mining*, pages 1225–1234. ACM, 2016.
- [35] Shuai Li, Wanqing Li, Chris Cook, Ce Zhu, and Yanbo Gao. Independently recurrent neural network (indrnn): Building a longer and deeper

- rnn. In *Proceedings of the IEEE conference on computer vision and pattern recognition*, pages 5457–5466, 2018.
- [36] Shaojie Bai, J Zico Kolter, and Vladlen Koltun. Trellis networks for sequence modeling. *arXiv preprint arXiv:1810.06682*, 2018.
- [37] Jacob Devlin, Ming-Wei Chang, Kenton Lee, and Kristina Toutanova. Bert: Pre-training of deep bidirectional transformers for language understanding. *arXiv preprint arXiv:1810.04805*, 2018.
- [38] Alec Radford, Karthik Narasimhan, Tim Salimans, and Ilya Sutskever. Improving language understanding with unsupervised learning. *Technical report, OpenAI*, 2018.
- [39] Paweł Budzianowski and Ivan Vulić. Hello, it’s gpt-2—how can i help you? towards the use of pretrained language models for task-oriented dialogue systems. *arXiv preprint arXiv:1907.05774*, 2019.
- [40] Matthew E Peters, Mark Neumann, Mohit Iyyer, Matt Gardner, Christopher Clark, Kenton Lee, and Luke Zettlemoyer. Deep contextualized word representations. *arXiv preprint arXiv:1802.05365*, 2018.
- [41] Ashish Vaswani, Noam Shazeer, Niki Parmar, Jakob Uszkoreit, Llion Jones, Aidan N Gomez, Łukasz Kaiser, and Illia Polosukhin. Attention is all you need. In *Advances in neural information processing systems*, pages 5998–6008, 2017.
- [42] Irfan Ul Haq and Juan Caballero. A survey of binary code similarity, 2019.
- [43] Hanjun Dai, Bo Dai, and Le Song. Discriminative embeddings of latent variable models for structured data. In *International conference on machine learning*, pages 2702–2711, 2016.
- [44] Kevin Allix, Tegawendé F Bissyandé, Jacques Klein, and Yves Le Traou. Androzo: Collecting millions of android apps for the research community. In *2016 IEEE/ACM 13th Working Conference on Mining Software Repositories (MSR)*, pages 468–471. IEEE, 2016.
- [45] Feargus Pendlebury, Fabio Pierazzi, Roberto Jordaney, Johannes Kinder, and Lorenzo Cavallaro. {TESSERACT}: Eliminating experimental bias in malware classification across space and time. In *28th {USENIX} Security Symposium ({USENIX} Security 19)*, pages 729–746, 2019.
- [46] Jueun Jeon, Jong Hyuk Park, and Young-Sik Jeong. Dynamic analysis for iot malware detection with convolution neural network model. *IEEE Access*, 8:96899–96911, 2020.
- [47] Lucky Onwuzurike, Mario Almeida, Enrico Mariconti, Jeremy Blackburn, Gianluca Stringhini, and Emiliano De Cristofaro. A family of droids-android malware detection via behavioral modeling: Static vs dynamic analysis. In *2018 16th Annual Conference on Privacy, Security and Trust (PST)*, pages 1–10. IEEE, 2018.
- [48] Yanfang Ye, Shifu Hou, Lingwei Chen, Jingwei Lei, Wenqiang Wan, Jiabin Wang, Qi Xiong, and Fudong Shao. Out-of-sample node representation learning for heterogeneous graph in real-time android malware detection. In *28th International Joint Conference on Artificial Intelligence (IJCAI)*, 2019.
- [49] Daniel Arp, Michael Spreitzenbarth, Malte Hubner, Hugo Gascon, Konrad Rieck, and CERT Siemens. Drebin: Effective and explainable detection of android malware in your pocket. In *Ndss*, volume 14, pages 23–26, 2014.
- [50] Dong-Jie Wu, Ching-Hao Mao, Te-En Wei, Hahn-Ming Lee, and Kuoping Wu. Droidmat: Android malware detection through manifest and api calls tracing. In *2012 Seventh Asia Joint Conference on Information Security*, pages 62–69. IEEE, 2012.
- [51] Yousra Aafer, Wenliang Du, and Heng Yin. Droidapiminer: Mining api-level features for robust malware detection in android. In *International conference on security and privacy in communication systems*, pages 86–103. Springer, 2013.
- [52] Naser Peiravian and Xingquan Zhu. Machine learning for android malware detection using permission and api calls. In *2013 IEEE 25th international conference on tools with artificial intelligence*, pages 300–305. IEEE, 2013.
- [53] Edward Raff, Jon Barker, Jared Sylvester, Robert Brandon, Bryan Catanzaro, and Charles Nicholas. Malware detection by eating a whole exe. *arXiv preprint arXiv:1710.09435*, 2017.
- [54] Annamalai Narayanan, Charlie Soh, Lihui Chen, Yang Liu, and Lipo Wang. apk2vec: Semi-supervised multi-view representation learning for profiling android applications. In *2018 IEEE International Conference on Data Mining (ICDM)*, pages 357–366. IEEE, 2018.
- [55] Laya Taheri, Andi Fitriah Abdul Kadir, and Arash Habibi Lashkari. Extensible android malware detection and family classification using network-flows and api-calls. In *2019 International Carnahan Conference on Security Technology (ICCST)*, pages 1–8. IEEE, 2019.