

Super-operator Fredholm-like Linear Integral Equations for Quantum-optical Applications

Gregory Slepyan *

School of Electrical Engineering, Tel Aviv University, Tel Aviv 39040, Israel;

* Correspondence: slepyan@post.tau.ac.il; Tel.: +972-54-737-89-17

Abstract: In this paper we developed the method of integral equations for applications in quantum optics. It is based on the novel concept of Fredholm-like linear super-operator acting on the space of vector or scalar linear operators, satisfying the physically reasonable commutative relations. There are formulated the integral equations for the electromagnetic (EM) field operators in the problem of quantum light scattering at the dielectric body. The general solution of super-operator integral equation is presented in terms of classical Fredholm resolvent. In contrast with the classical case, it includes the ancillary components associated with the quantum noise even in the absence of absorption. The reason for it lies in the energy exchange between different spatial regions with varies basis's for the field presentation. It looks like losses (or gain) from the point of view of correspondent region. This shows that the field scattering in the given area is accompanied with fluctuations (such "fluctuation-scattering theorem" looks similar to the well-known "fluctuation-dissipative theorem" in the case of lossy systems). There are considered some examples (4-th port electric circuit, plane dielectric layer, and dielectric cylinder with circular cross section) which demonstrate the physical mechanism of the noise becoming. The method is promising for applications in design of the novel quantum technologies, quantum computing and quantum communications, quantum radars and lidars, quantum antennas, and photonic detectors.

Keywords: super-operator; integral equation; quantum light scattering; noise;

1. Introduction

The scattering of quantum EM-field relates to the wide research area stimulated by the potential applications in quantum computing and quantum informatics [1-4], quantum communications [4,5], quantum circuits [6], quantum antennas [7-13], quantum radars and lidars [14-16], sensing and measurements [17]. This area is placed at the starting point of its development. Probably, it has to travel a path rather similar to classical electrodynamics and macroscopic antennas theory [18,19]. Looks reasonable an assumption, that it will be accompanied by the creation from time to time a fundamental problems, which origin is completely quantum and don't have any classical analog (as one of such examples, may be noted the manifestation of photons entanglement [1-5]). One of the first stages consists in exact analytical solutions of some model problems. This phase is started; the quantization of some exact analytical solutions of Maxwell equations obtained via the separation of variables (spherically layered multimode systems [20] and parabolic mirrors [21]) is given.

As a parallel way of development, may be mentioned the high-frequency physical diffraction theories (for example, quantum diffraction by apertures [22,23]) and their comparison with the physics of simple quantum-optical devices (beam-splitters, interferometers, etc. [24]). You can expect, that this phase will stimulate the establishment of universal numerical techniques, based on the so-called "discretization" of Maxwell equations (such as method of characteristic modes [25-30], integral equations [31], finite differences [32], finite elements [33],

etc). In the process of their making the experience of classical electrodynamics will be an important element of the framework. As a promising advances at this way, may be noted the quantization of characteristic modes [34], the preliminary version of integral equations [35], a numerical approach based on the synthesis of the time-domain finite element analysis with the canonical quantization technique [36].

The subject of this paper is an application of the scattering of quantum light at the dielectric body basing on the integral equations. Integral equations are the strongly developed mathematical technique, widely used in acoustics, electrodynamics, elasticity, etc. Fredholm integral equation of the second type in general form may be written as [37]

$$E(\mathbf{x}) - \nu \int_S g(\mathbf{x}, \mathbf{x}') E(\mathbf{x}') d\mathbf{x}' = E_0(\mathbf{x}) \quad (1)$$

where $E(\mathbf{x})$ is unknown function, ν is a free given parameter, $E_0(\mathbf{x})$ (right-hand term) and $g(\mathbf{x}, \mathbf{x}')$ (kernel) are apriori given functions. Integral equations relate to the operator equations in the functional Hilbert space \mathbb{S} [38] and may be written in the operator form as $\bar{\mathbf{A}}E = E_0$, where $\bar{\mathbf{A}}(\dots) = (\dots) - \nu \int_S g(\mathbf{x}, \mathbf{x}') (\dots) d\mathbf{x}'$. The action of the operator $\bar{\mathbf{A}}$ at the given functional space is a mapping of one area of functions (E) in this space to another one (E_0).

The great progress in modern physics made actual the problems of scattering of quantum fields. The simplest scheme of the canonical field quantization looks like an exchange of classical fields by the correspondent operators, which act at the space of wavefunctions (quantum states) and satisfy the physically reasonable commutative relations [39,40]. In this case, the Equation (1) may be considered in terms of super-operators: $\bar{\mathbf{A}}$ defines a mapping of one area of quantum operators (\hat{E}) to another one (\hat{E}_0). The formation of the mathematical theory of superoperators [41] began simultaneously with the emergence of quantum mechanics (von Neumann equation and Lindblad master equation [42] relate to the typical class of superoperator equations for matrix of density). In this paper, we introduce the another concept of Fredholm-like integral super-operator, which allows applying the integral equations theory to the scattering of quantum light.

From naïve point of view, the integral super-operator looks like its correspondent classical analog; however the problem is not limited to the formal replacing the field operators by the correspondent classical values and vice versa. In the classical electrodynamics is widely used a class of methods (and integral equations are among them), for which the large system is decomposed to the number of spatial regions. The different basis functions are used for EM-field presentation in partial regimes. Such fields presentations are separately satisfy Maxwell equations inside the regions and are matched via the boundary conditions at their boundaries. For example, for the scattering on the dielectric body, the integral equation of the Type (1) is formulated with respect to the field inside the body. The outside field is expressed through inside one via the integral relation over the body. In the case of the quantum field the situation dramatically changes. The quantum field alongside with the field operators (which satisfy Maxwell equations) is characterized by the quantum state (Ψ -function). The introduction of partial regions requires the decomposition of the total wavefunction to the wavefunctions of partial regions. The observable values are defined as expectation values of the correspondent operators with respect to the quantum state of the system [39,40]. The field operators which related to the given partial region act to the correspondent partial wavefunction. As a result, the scattering of quantum EM-field will be accompanied by the appearance of entanglement at the new basis.

It is important to state on the role of the losses in our concept of super-operator. The losses at the conventional quantum language mean the exchange by the energy between the

considered system (“small” system) and large external system considered as a bath [43]. The “small” system is considered from the point of open systems. If we speak about thermal losses, the energy exchange means the energy transformation to the heating. The bath in this case has an origin of thermal reservoir. Such exchange is accompanied by the noise producing, without which the correct commutative relations become unreachable. The similar situation takes place for the active medium: the gain is mandatory accompanied by the noise [44-46].

The modeling of quantum light scattering at this general language leads to the description of every partial region as an open quantum system. It continues the concept formulated before [7] for the quantum antennas: the emission of quantum antenna looks like a losses from its point of view (in spite of the absence of any absorption). Therefore, the external space (with the receiver and all types of environment is considered as a bath of non-thermal origin). It allows using the general strongly developed theory of open systems [43] to quantum antennas.

The subject of this paper is an application of the general quantum concept to the scattering of quantum light at the dielectric body basing on the super-operator integral equations. For simplification of the concept presentation, we are considering the dielectric cylinder with cross-section S for the case of s-polarized electromagnetic field. (see Figure.1). Therefore, we have scalar and 2D-problem for Helmholtz equation, which comes to the integral equation of the type (1), where the function $E(\mathbf{x})$ is the longitudinal component of the total electric field, $E_0(\mathbf{x})$ is an incident field, $g(\mathbf{x}, \mathbf{x}')$ is a Green function of Helmholtz equation, $\nu = -k^2(\varepsilon - 1)$, k is the wavenumber, ε is a permittivity of dielectric material, \mathbf{x}, \mathbf{x}' are 2D spatial radius vectors. The main point of our investigation is a quantization of integral equation (1). For this, we introduce the concept of the integral super-operator, which is defined as a rule of mapping of one area of operators \hat{E} to another one \hat{E}_0 and may be symbolically written as $\bar{\mathbf{A}}\hat{E} = \hat{E}_0$.

The paper is organized as follows: the ordinary approach for Fredholm integral equation is the resolvent theory [47]. The classical resolvent will be used for quantization too, and therefore its short review of it will be given at the Section II. The general form of super-operator integral equation will be given at the Section III. It will be considered the noise term and proved that its form guaranties the required form of commutative relations in general case. The circular cylinder and the plane layer will be considered as examples at the Section IV. The conclusion and future perspectives are given at the Section V.

2. Resolvent theory

The eigen-functions $u_n(\mathbf{x})$ of integral Fredholm operator are defined by the homogeneous version of Equation (1):

$$u_n(\mathbf{x}) = \nu_n \int_S g(\mathbf{x}, \mathbf{x}') u_n(\mathbf{x}') d\mathbf{x}' \quad (2)$$

As we assumed, the integral operator is symmetric: $g(\mathbf{x}, \mathbf{x}') = g(\mathbf{x}', \mathbf{x})$, while non-Hermitian ($g(\mathbf{x}, \mathbf{x}') \neq g^*(\mathbf{x}', \mathbf{x})$). It is easy to prove the orthogonality of eigen-functions in the next form by standard way:

$$\int_S u_n(\mathbf{x}) \cdot u_m(\mathbf{x}) d\mathbf{x} = \delta_{mn} \quad (3)$$

(For this we should take Equation (2) with number m , multiply it to $u_n(\mathbf{x})$, multiply (2) on $u_m(\mathbf{x})$, reduce one from another and integrate over S). The Green function may be presented as

$$g(\mathbf{x}, \mathbf{x}') = \sum_n \frac{1}{\nu_n} u_n(\mathbf{x}) \cdot u_n(\mathbf{x}') \quad (4)$$

The kernel

$$\Gamma(\mathbf{x}, \mathbf{x}'; \nu) = \sum_n \frac{1}{\nu_n - \nu} u_n(\mathbf{x}) \cdot u_n(\mathbf{x}') \quad (5)$$

is named the resolvent of integral operator $\bar{A}(\dots) = (\dots) - \nu \int_S g(\mathbf{x}, \mathbf{x}') (\dots) d\mathbf{x}'$ [47].

The Kernel (4) and resolvent are coupled via Hilbert-Shmidt relation [47]:

$$-g(\mathbf{x}, \mathbf{x}') + \Gamma(\mathbf{x}, \mathbf{x}'; \nu) = \nu \sum_n \frac{1}{(\nu - \nu_n) \nu_n} u_n(\mathbf{x}) \cdot u_n(\mathbf{x}') \quad (6)$$

The general solution of Equation (1) may be efficiently presented in terms of resolvent operator. It may be written as

$$E_\nu(\mathbf{x}) = E_{\nu 0}(\mathbf{x}) + \nu \int_S \Gamma(\mathbf{x}, \mathbf{x}'; \nu) E_{\nu 0}(\mathbf{x}') d\mathbf{x}' \quad (7)$$

One more identity will be useful in our future consideration:

$$\left(\frac{1}{\nu_n} - \frac{1}{\nu_m^*} \right) \int_S u_n(\mathbf{x}) \cdot u_m^*(\mathbf{x}) d\mathbf{x} = 2i \int_S \int_S \text{Im}(g(\mathbf{x}, \mathbf{x}')) u_n(\mathbf{x}) \cdot u_m^*(\mathbf{x}') d\mathbf{x} d\mathbf{x}' \quad (8)$$

It may be proved similar to the orthogonality Relation (3), however instead of Relation (2) with number m it should be taken its complex conjugated equation.

3. Super-operator integral equation for scattering of quantum light on the dielectric body.

3.1. Preliminaries

The configuration under analysis is shown at Figure1. We decompose the operator of the longitudinal electric field into positive and negative frequency components [39,40] as $\hat{E}(\mathbf{x}, t) = \hat{E}^+(\mathbf{x}, t) + \hat{E}^-(\mathbf{x}, t)$ and present it in the frequency domain as

$$\hat{E}^+(\mathbf{x}, t) = i \int_0^\infty \hat{U}_k(\mathbf{x}) e^{-i\omega_k t} dk \quad (9)$$

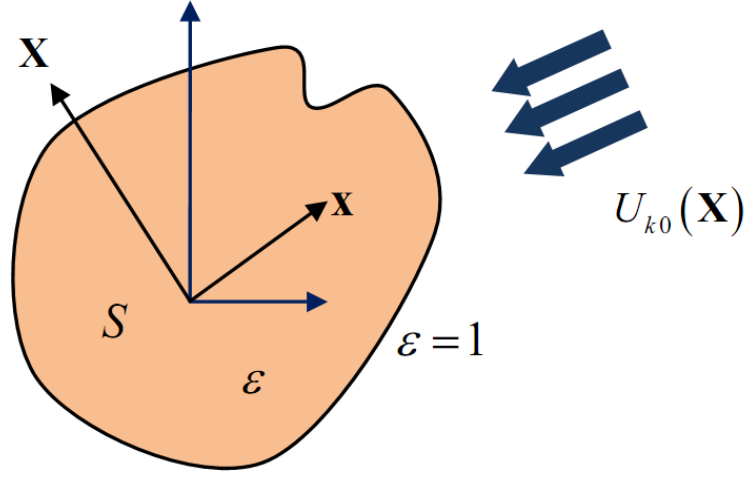


Figure 1. Configuration of the problem; dielectric cylinder with arbitrary cross-section S is excited by the quantum light $U_{k0}(\mathbf{X})$; $\mathbf{x} \in S$, $\mathbf{X} \notin S$.

The similar presentation for $\hat{E}^-(\mathbf{x}, t)$ leads from Equation (9) via Hermitian conjugation. It will be useful to introduce the vector potential $\hat{A}(\mathbf{x}, t) = \hat{A}^+(\mathbf{x}, t) + \hat{A}^-(\mathbf{x}, t)$ which is coupled with the field by the relation $\hat{E}(\mathbf{x}, t) = -\partial_t \hat{A}(\mathbf{x}, t)$. For the spectral density we have Helmholtz equation

$$\nabla_{\perp}^2 \hat{U}_k + k^2 \varepsilon(\mathbf{x}) \hat{U}_k = 0 \quad (10)$$

where symbol \perp means two-dimensional Laplasian,

$$\varepsilon(\mathbf{x}) = \begin{cases} \varepsilon, & \mathbf{x} \in S \\ 1, & \mathbf{x} \notin S \end{cases} \quad (11)$$

The spectral density operator $\hat{U}_k(\mathbf{x})$ plays role of the complex amplitude in classical case. Similar to the classical case, it satisfies boundary conditions at the boundary of the body (continuity of the tangential components of the field) and radiation condition. Following standard technique of classical electrodynamics, one can write the solution in terms of resolvent. For the positive-frequency component of the field inside the body it reads

$$\hat{U}_k(\mathbf{x}) = \hat{U}_{k0}(\mathbf{x}) - k^2 (\varepsilon - 1) \int_S \Gamma(\mathbf{x}, \mathbf{x}'; k) \hat{U}_{k0}(\mathbf{x}') d\mathbf{x}' \quad (12)$$

For the negative-frequency component inside the body it may be obtained via Hermitian conjugation. It reads

$$\hat{U}_k^+(\mathbf{x}) = \hat{U}_{k0}^+(\mathbf{x}) - k^2 (\varepsilon - 1) \int_S \Gamma^*(\mathbf{x}, \mathbf{x}'; k) \hat{U}_{k0}^+(\mathbf{x}') d\mathbf{x}' \quad (13)$$

It is generally accepted to write the resolvent as a function of spectral parameter $\nu = -k^2 (\varepsilon - 1)$ as in Equation (5). We made in Equations (12), (13) (and will use in future) the transformation $\Gamma(\mathbf{x}, \mathbf{x}'; \nu) \rightarrow \Gamma(\mathbf{x}, \mathbf{x}'; k)$ because just wavenumber will take place a variable of integration in different relations.

If the inside field is known, the outside field may be founded via the integration over the body

$$\hat{U}_k(\mathbf{X}) = \hat{U}_{k0}(\mathbf{X}) - k^2(\varepsilon - 1) \int_S g(\mathbf{X}, \mathbf{x}') \hat{U}_k(\mathbf{x}') d\mathbf{x}' \quad (14)$$

and for negative-frequency component

$$\hat{U}_k^+(\mathbf{X}) = \hat{U}_{k0}^+(\mathbf{X}) - k^2(\varepsilon - 1) \int_S g^*(\mathbf{X}, \mathbf{x}') \hat{U}_k^+(\mathbf{x}') d\mathbf{x}' \quad (15)$$

where $\mathbf{X} \notin S$. Ex facto, Equations (12)-(15) look like the complete solution of the scattering problem: they satisfy Helmholtz equation at the whole space, boundary conditions and radiation conditions.

In contrast with classical case, it should be added the commutative relation, which reflects the bosonic origin of EM-field. The commutative relation is local, thus it may be used in the ordinary form for homogeneous medium. As it shown in Appendix A, it reads

$$[\hat{U}_k(\mathbf{x}), \hat{U}_{k'}^+(\mathbf{x}')] = \frac{\hbar k^2 c}{\pi \varepsilon(\mathbf{x})} \text{Im}(g(\mathbf{x}, \mathbf{x}')) \delta(k - k') \quad (16)$$

(Really, it is obtained from relation for homogeneous dielectric space via exchange $\varepsilon \rightarrow \varepsilon(\mathbf{x})$).

3.2. Commutative relation and noise component

As one can see, it is impossible to consider Equations (12)-(15) as a solution for the field operators, because they don't satisfy the correct commutation Rule (16). We will expand it next and make the suitable modifications, which lead to the real physically correct solution. At first, let us explain what the reason for this situation is. For this, we will calculate the commutator $[\hat{U}_k(\mathbf{x}), \hat{U}_{k'}^+(\mathbf{x}')] for operators $\hat{U}_k(\mathbf{x}), \hat{U}_{k'}^+(\mathbf{x}')$ given by the Relations (12), (13). We can write$

$$\begin{aligned} [\hat{U}_k(\mathbf{x}), \hat{U}_{k'}^+(\mathbf{x}')] &= \frac{\hbar k^2 c}{\pi \varepsilon} \delta(k - k') [\text{Im}(g(\mathbf{x}, \mathbf{x}')) + \\ &\quad \nu \int_S \Gamma(\mathbf{x}, \mathbf{p}; k) \text{Im}(g(\mathbf{p}, \mathbf{x}')) d\mathbf{p} + \\ &\quad \nu \int_S \Gamma^*(\mathbf{x}', \mathbf{p}; k) \text{Im}(g(\mathbf{p}, \mathbf{x})) d\mathbf{p} + \\ &\quad \nu^2 \int_S \int_S \Gamma(\mathbf{x}, \mathbf{p}; k) \Gamma^*(\mathbf{x}', \mathbf{p}'; k) \text{Im}(g(\mathbf{p}, \mathbf{p}')) d\mathbf{p} d\mathbf{p}'] \end{aligned} \quad (17)$$

The integration in Equation (17) may be done using the fundamental identities of resolvent theory, given in Section 2. One can find the details of calculations is Appendix B. The final result is

$$[\hat{U}_k(\mathbf{x}), \hat{U}_{k'}^+(\mathbf{x}')] = \frac{\hbar k^2 c}{\pi \varepsilon} \text{Im}(\Gamma(\mathbf{x}, \mathbf{x}'; k)) \delta(k - k') \quad (18)$$

As one can see, Equation (18) doesn't agree with correct Equation (16), because of appearance the resolvent $\Gamma(\mathbf{x}, \mathbf{x}'; k)$ instead of Green function $g(\mathbf{x}, \mathbf{x}')$. We have in this the manifestation of

scattering, which means that the resolvent solutions are invalid for physically correct solution of quantum light scattering problem.

We are going now to their special regularization, which main idea is the adding of the ancillary noise components. As a result, Equations (13), (14) are modified by the next way:

$$\hat{U}_k(\mathbf{x}) = \hat{U}_{k0}(\mathbf{x}) - k^2(\varepsilon - 1) \int_S \Gamma(\mathbf{x}, \mathbf{x}'; k) \hat{U}_{k0}(\mathbf{x}') d\mathbf{x}' + \hat{F}_k(\mathbf{x}) \quad (19)$$

$$\hat{U}_k^+(\mathbf{x}) = \hat{U}_{k0}^+(\mathbf{x}) - k^2(\varepsilon - 1) \int_S \Gamma^*(\mathbf{x}, \mathbf{x}'; k) \hat{U}_{k0}^+(\mathbf{x}') d\mathbf{x}' + \hat{F}_k^+(\mathbf{x}) \quad (20)$$

where $\hat{F}_k(\mathbf{x}), \hat{F}_k^+(\mathbf{x})$ are the noise-field and its Hermitian conjugate operator, respectively. The concept of noise looks similar to the lossy beam-splitter [45]; however in our case their physical origin is different (the thermal losses are absent). We have for noise-field $\langle \hat{F}_k(\mathbf{x}) \rangle = \langle \hat{F}_k^+(\mathbf{x}) \rangle = 0$. The noise field operators commute with field operators $\hat{U}_{k0}(\mathbf{x}), \hat{U}_{k0}^+(\mathbf{x})$ and satisfy the commutative relation

$$[\hat{F}_k(\mathbf{x}), \hat{F}_{k'}^+(\mathbf{x}')] = -\frac{\hbar c k^2}{\pi \varepsilon} \delta(k - k') \text{Im}(\Gamma(\mathbf{x}, \mathbf{x}'; k) - g(\mathbf{x}, \mathbf{x}')) \quad (21)$$

The noise field may be presented at the form of series over the eigen-states $u_n(\mathbf{x})$:

$$\hat{F}_k(\mathbf{x}) = \sum_n \hat{f}_{kn} u_n(\mathbf{x}) \quad (22)$$

and similar for Hermitian conjugate operator. The pair $\hat{f}_{kn}, \hat{f}_{kn}^+$ is creation-annihilation operators for noise mode with number n at the given frequency $\omega = kc$. The commutative relations for them lead from Equation (21) and have the form

$$[\hat{f}_{kn}, \hat{f}_{k'n'}^+] = -\frac{\hbar c k^2 \nu}{\pi \varepsilon} \delta_{nn'} \delta(k - k') \text{Im}\left(\frac{1}{(\nu_n - \nu) \nu_n}\right) \quad (23)$$

3.3. Observable values

We have considered the quantum light scattering from the point of view of open quantum systems (for example, applied to the modeling of lossy beam splitter in [45]). The concept of composite quantum systems is used in it as a framework. The composite quantum system considered as a set of two (or more) subsystems, which statistical properties completely define the behavior of the total system. For example, the two subsystems may be two atoms in molecule, two modes in EM-field, and two elements in electrical circuit, etc. In our case, the role of subsystems plays the fields in two geometrical regions (the area inside the dielectric body and the whole outside space). As a basis point, should be introduced the Hilbert space of a composite system defined as a tensor product $\mathbb{S} = \mathbb{S}^{(1)} \otimes \mathbb{S}^{(2)}$ of Hilbert spaces of its subsystems $\mathbb{S}^{(1)}$ and $\mathbb{S}^{(2)}$ (superscripts 1 and 2 relate to the areas inside and outside the dielectric body, respectively).

The incident field at the whole space may be described by density matrix, which is an operator in the state space \mathbb{S} . If the incident field inside and outside the body is uncorrelated the total density matrix takes the form of a tensor product of the density matrices of the partial regions $\rho = \rho^{(1)} \otimes \rho^{(2)}$. Due to the noise component, the operators $\hat{U}_k(\mathbf{x}), \hat{U}_k^+(\mathbf{x})$ for the field

inside the body act the total space \mathbb{S} . For calculation of observable values, the field operators are convenient to present in the form of the tensor product. The Operator (19) will have a form

$$\hat{U}_k(\mathbf{x}) = \left(\hat{U}_{k0}(\mathbf{x}) \otimes \hat{I}^{(2)} \right) - k^2 (\varepsilon - 1) \int_S \Gamma(\mathbf{x}, \mathbf{x}'; k) \left(\hat{U}_{k0}(\mathbf{x}') \otimes \hat{I}^{(2)} \right) d\mathbf{x}' + \left(\hat{I}^{(1)} \otimes \hat{F}_k(\mathbf{x}) \right) \quad (24)$$

and the same for Equation (20) (the operators $\hat{I}^{(1,2)}$ denote the identical operators at the subspaces $\mathbb{S}^{(1,2)}$).

For the arbitrary operator \hat{O} acting at the total space \mathbb{S} the observable value is $\langle \hat{O} \rangle = \text{Tr}(\hat{O} \rho)$. Assuming that the fluctuations part is in vacuum state, we obtain for observable field

$$\langle \hat{U}_k(\mathbf{x}) \rangle = \langle \hat{U}_{k0}(\mathbf{x}) \rangle - k^2 (\varepsilon - 1) \int_S \Gamma(\mathbf{x}, \mathbf{x}'; k) \langle \hat{U}_{k0}(\mathbf{x}') \rangle d\mathbf{x}' \quad (25)$$

(with no support of fluctuations). For the intensity $\hat{O}(\mathbf{x}) = \hat{U}_k^+(\mathbf{x}) \hat{U}_k(\mathbf{x})$ we have

$$\langle \hat{O}(\mathbf{x}) \rangle = \langle \hat{U}_k^+(\mathbf{x}) \cdot \hat{U}_k(\mathbf{x}) \rangle = \langle \hat{U}_{k0}^+(\mathbf{x}) \bar{\mathbf{A}}^+ | \bar{\mathbf{A}} \hat{U}_{k0}(\mathbf{x}) \rangle + \langle \hat{F}_k^+(\mathbf{x}) \cdot \hat{F}_k(\mathbf{x}) \rangle_0 \quad (26)$$

where $\bar{\mathbf{A}}(\dots) = (\dots) - \nu \int_S g(\mathbf{x}, \mathbf{x}') (\dots) d\mathbf{x}'$ is the integral operator, $\bar{\mathbf{A}}^+$ is Hermitian conjugate, and $\langle \dots \rangle_0$ is averaging over the vacuum state $|0\rangle\langle 0|$. As one can see from Equation (26), the second term is a support of vacuum fluctuations to the intensity of the field inside the body due to the exchanging by the its energy with the outside space. It shows, that the scattering of quantum light mandatory accompanied by the fluctuations. It looks similar a bridging between fluctuations and dissipation (“fluctuation-dissipative theorem” [43]). Therefore, one can speak here about “fluctuation-scattering theorem”. Its origin is completely quantum: the second term in Equation (26) vanishes in the classical limit.

4. Examples

The concept of the noise component in the scattering process was introduced in the previous section by the formal way for the general case. The purpose of this section is to show the physical mechanism of noise appearance at some illustrative examples. In classical electrodynamics for qualitative analysis of EM-field is very useful the method of equivalent circuits (for example, Norton and Thevenin schemes in antenna theory [18], N-port circuits in microwave devices [49], equivalent circuits in radiation and scattering [48]). As we will see, such situation is kept for the quantum EM-field. As a first example, we will consider the scattering in the pair of two waveguides coupled via the aperture, describing it by the 4-port network (Figure 2). As a second example, we will consider the 1D excitation of the plane dielectric layer. As a last example, we will consider the excitation of the dielectric cylinder with the circular cross-section.

4.1. Equivalent 4-port network

Let us begin from the scattering processes in the pair of two waveguides coupled via the aperture. The problem may be considered using the integral super-operator technique for

magnetic current induced at the aperture by the incident field. From the point of view of circuit theory it is described by the 4-port network (Figure 2).

The using of equivalent 4-port network means that we consider every waveguide in the single mode regime. The incident field (incoming modes) and scattered field (outgoing modes) may be described by the 4D columns of creation-annihilation operators, which are coupled via scattering matrix (\bar{S} -matrix). It may be written for creation operators as

$$\begin{pmatrix} \hat{x}_1 \\ \hat{x}_2 \\ \hat{y}_1 \\ \hat{y}_2 \end{pmatrix} = \underbrace{\begin{pmatrix} r & t_1 & t_2 & t_3 \\ t_1 & r & t_3 & t_2 \\ t_2 & t_3 & r & t_1 \\ t_3 & t_2 & t_1 & r \end{pmatrix}}_{\bar{S}\text{-matrix}} \cdot \begin{pmatrix} \hat{x}_{1i} \\ \hat{x}_{2i} \\ \hat{y}_{1i} \\ \hat{y}_{2i} \end{pmatrix} \quad (27)$$

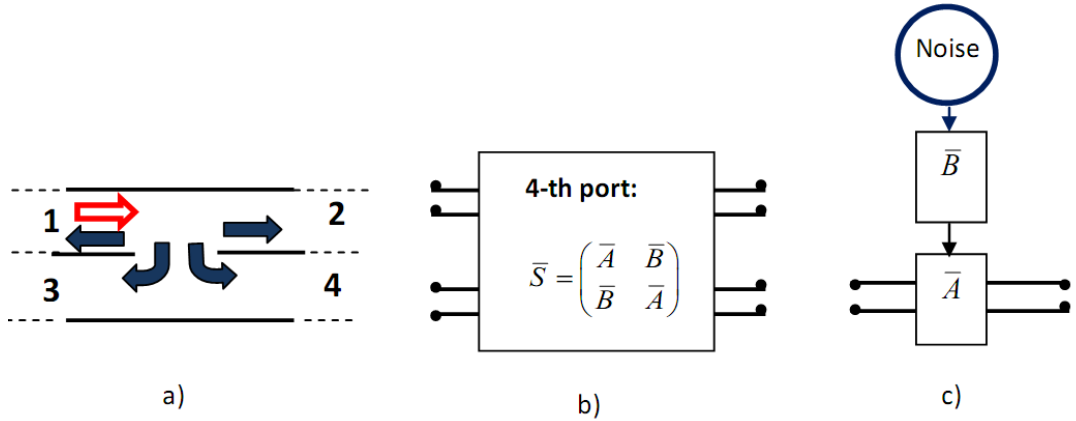


Figure 2. The scattering of EM-field at the pair of waveguides coupled with aperture. a) Configuration of the system. The ports are numbered as 1,2,3,4. The system is excited from the first port (the similar excitation is possible from all other ports). The part of the incident power is reflected back to the first port, another part is distributed between other ports; b) 4-port equivalent network described by 4×4 \bar{S} -matrix; c) The equivalent scheme in the form of 2-th port circuit for the channel 1-2 coupled with the channel 3-4, considered as an external environment. The coupling is described by 2×2 matrix \bar{B} together with the quantum noise.

Here $\hat{x}_{1,2}$ is the pair of outgoing creation operators at the first and second channels $\hat{y}_{1,2}$ is the pair of outgoing annihilation operators at the third and fourth channels, the additional subscript i means the incoming mode at the correspondent channel. We assume that all channels are identical; therefore the reflection coefficient r is the same in all channels. The similar relation may be written for creation operators via Hermitian conjugation of Equation (27).

We assume that the system is lossless and reciprocal; thus, \bar{S} -matrix is unitary [48]. It leads to the coupling relations between its elements:

$$|r|^2 + |t_1|^2 + |t_2|^2 + |t_3|^2 = 1 \quad (28)$$

$$\text{Re}(rt_1^* + t_2t_3^*) = 0 \quad (29)$$

$$\text{Re}(rt_2^* + t_1t_3^*) = 0 \quad (30)$$

$$\text{Re}(rt_3^* + t_1 t_2^*) = 0 \quad (31)$$

The operators satisfy the ordinary bosonic commutative relations $[\hat{x}_1, \hat{x}_1^+] = [\hat{x}_2, \hat{x}_2^+] = 1$, $[\hat{x}_{1i}, \hat{x}_{1i}^+] = [\hat{x}_{2i}, \hat{x}_{2i}^+] = 1$, $[\hat{y}_1, \hat{y}_1^+] = [\hat{y}_2, \hat{y}_2^+] = 1$, $[\hat{y}_{1i}, \hat{y}_{1i}^+] = [\hat{y}_{2i}, \hat{y}_{2i}^+] = 1$, and all other pairs of operators are commutative.

The equivalent 4-port network may be considered as a pair of coupled 2-port networks (see Figure 2b). It means decomposition of the whole system to the pair of subsystems with description of everyone at the different basis (actually, it is similar to the decomposition of the whole space to the dielectric area and all other in the scattering on the dielectric body). For this, the Relation (27) may be rewritten as

$$\hat{\mathbf{x}} = \bar{A}\hat{\mathbf{x}}_i + \bar{B}\hat{\mathbf{y}}_i \quad (32)$$

$$\hat{\mathbf{y}} = \bar{B}\hat{\mathbf{x}}_i + \bar{A}\hat{\mathbf{y}}_i \quad (33)$$

where $\bar{A} = \begin{pmatrix} r & t_1 \\ t_1 & r \end{pmatrix}$, $\bar{B} = \begin{pmatrix} t_2 & t_3 \\ t_3 & t_2 \end{pmatrix}$ are 2D blocks of \bar{S} -matrix in Relation (27) (the first one corresponds to the scattering inside the every subsystem, the second one is associated with their coupling). The vectors $\hat{\mathbf{x}}, \hat{\mathbf{x}}_i, \hat{\mathbf{y}}, \hat{\mathbf{y}}_i$ are 2D columns of annihilation operators $\hat{\mathbf{x}} = \begin{pmatrix} \hat{x}_1 \\ \hat{x}_2 \end{pmatrix}$, $\hat{\mathbf{x}}_i = \begin{pmatrix} \hat{x}_{1i} \\ \hat{x}_{2i} \end{pmatrix}$ and similar for $\hat{\mathbf{y}}, \hat{\mathbf{y}}_i$.

For the classical field we obtain Equations (32), (33) for the correspondent classical values instead of operators. Let us consider the case, when the incoming field appears only at the first and second channels. In this case, for classical field we should take $\hat{\mathbf{y}}_i = 0$ (it means, that the second subsystem excited only via the coupling with the first one). However, such approach becomes unphysical in the quantum case. The reason for it is the absence of empty channels in the quantum field. The non-excited channels in quantum case should be considered as channels with zero number of photons (it means that $\langle \hat{\mathbf{y}}_i \rangle = 0$). However, it is impossible to ignore them because they are responsible for quantum EM-fluctuations. It should be accounted for correct description of EM-vacuum and reaching non-contradictive commutative relations.

It may be illustrated from mathematical point of view. The Relation (32) is equivalent to

$$\hat{\mathbf{x}} = \bar{A}\hat{\mathbf{x}}_i + \hat{\mathbf{f}}, \quad (34)$$

where $\bar{B}\hat{\mathbf{y}}_i = \hat{\mathbf{f}}$. The first term in the right-hand part describes the scattering of the field $\hat{\mathbf{x}}_i$ inside the first subsystem; the second term corresponds to the coupling with the external space. From the point of view of the first system it looks like losses, while they are not connected with dissipation. The operator $\hat{\mathbf{f}} = \begin{pmatrix} \hat{f}_1 \\ \hat{f}_2 \end{pmatrix}$ is commutative with $\hat{\mathbf{x}}, \hat{\mathbf{x}}_i$, and $\langle \hat{\mathbf{f}} \rangle = 0$. The commutative relations for it lead from commutative relations for $\hat{\mathbf{y}}_i$ and give

$$\begin{aligned} [\hat{f}_1, \hat{f}_1^+] &= [\hat{f}_2, \hat{f}_2^+] = |t_2|^2 + |t_3|^2, \\ [\hat{f}_1, \hat{f}_2^+] &= t_2 t_3^* + t_3 t_2^* \end{aligned} \quad (35)$$

Using Equations (28),(29), we can transform it to

$$\begin{aligned} [\hat{f}_1, \hat{f}_1^+] &= [\hat{f}_2, \hat{f}_2^+] = 1 - |r|^2 - |t_1|^2, \\ [\hat{f}_1, \hat{f}_2^+] &= rt_1^* + t_1 r^* \end{aligned} \quad (36)$$

The non-zero right-hand parts in Equations (36) manifest the non-unitarity of the matrix block \bar{A} (in spite of unitarity of the total \bar{S} -matrix in Relation (27)). The commutative relations (36) completely coincide with the correspondent relations of lossy beam-splitter [45], where the right-hand parts are stipulated the quantum noise due to dissipative processes. This is the reason

to associate the operator $\hat{\mathbf{f}} = \begin{pmatrix} \hat{f}_1 \\ \hat{f}_2 \end{pmatrix}$ with quantum noise too, in spite of the absence of any

dissipation. It is a result of the separate description of two subsystems with account of their interaction at the final step. As it clear, the noise operator acts on the wavefunction of the second subsystem. The situation is completely similar to the formulation of integral equation for scattering on the dielectric body, given in Section 3. It may be considered as a simplest mechanism of quantum noise appearance due to the energy exchange between two (or more) subsystems.

Let us consider the calculation technique for observable values. We introduce for it the Hilbert space of a composite system defined as a tensor product $\mathbb{S} = \mathbb{S}^{(x)} \otimes \mathbb{S}^{(y)}$ of Hilbert spaces of its subsystems $\mathbb{S}^{(x)}$ and $\mathbb{S}^{(y)}$ (superscripts (x) and (y) relate to the channels 1-2 and 3-4, respectively). We will introduce the pure quantum state of light in the form of the tensor product $|\Psi\rangle = |\Psi_x\rangle \otimes |\Psi_y\rangle$. The states $|\Psi_x\rangle, |\Psi_y\rangle$ are

$$\begin{aligned} |\Psi_x\rangle &= \sum_{n_1} \sum_{n_2} C_{n_1, n_2} |n_1 : \Psi_1\rangle \otimes |n_2 : \Psi_2\rangle, \\ |\Psi_y\rangle &= |0 : \Psi_3\rangle \otimes |0 : \Psi_4\rangle \end{aligned} \quad (37)$$

where $|n_\alpha : \Psi_\alpha\rangle$ means the state with n photons in the mode with number $\alpha = 1, 2, 3, 4$, C_{n_1, n_2} are arbitrary coefficients, which satisfy the normalization condition. The channel 3-4 as it leads from Equation (37), is prepared at the vacuum state.

The operator $\hat{\mathbf{x}}$ defined by Relation (34) acts in the space $\mathbb{S}^{(x)}$. It may be presented as operator in \mathbb{S} using the form of tensor product. We have

$$\hat{\mathbf{x}} = \bar{A}\hat{\mathbf{x}}_i \otimes \hat{I}_y + \hat{I}_x \otimes \hat{\mathbf{f}} \quad (38)$$

where $\hat{I}_{x,y}$ are identity operators at the spaces $\mathbb{S}^{(x,y)}$. As an example, let us calculate the observable $\langle \hat{\mathbf{x}}^+, \hat{\mathbf{x}} \rangle_{\mathbb{S}}$, which may be associated with analog of intensity for the scattering on the dielectric body considered at Section 3 (the symbol $\langle \dots \rangle_{\mathbb{S}}$ means the averaging over the state $|\Psi\rangle = |\Psi_x\rangle \otimes |\Psi_y\rangle$). Taking into account that for the noise in the vacuum state $\langle \hat{\mathbf{f}} \rangle = 0$ and using Relations (37) and (38), we obtain

$$\langle \hat{\mathbf{x}}^+, \hat{\mathbf{x}} \rangle_{\mathbb{S}} = \langle \Psi_x | \bar{A}^* \hat{\mathbf{x}}_i^+ \cdot \bar{A} \hat{\mathbf{x}}_i | \Psi_x \rangle + \langle 0 | \hat{\mathbf{f}}^+ \cdot \hat{\mathbf{f}} | 0 \rangle \quad (39)$$

The second term in Relation (39) corresponds to the support of fluctuations similar to the relation (26) for the dielectric body. It may be transformed to $\langle 0 | \hat{\mathbf{f}}^+, \hat{\mathbf{f}} | 0 \rangle = |t_2|^2 + |t_3|^2 = 1 - |r|^2 - |t_1|^2$.

4.2. Plane dielectric layer: 1D-case

The geometry of the problem is shown at the Figure 3a. The system is excited by the external current distributed inside the dielectric layer over the variable x . It has a form of the current density given by the relation

$$f(x) = \begin{cases} f(x), & \text{inside the layer} \\ 0, & \text{outside the layer} \end{cases} \quad (40)$$

Therefore, the field is dependent only on one variable x . The equation for the total field becomes

$$\frac{d^2 U_k}{dx^2} + k^2 \varepsilon(x) U_k = f(x) \quad (41)$$

where

$$\varepsilon(x) = \begin{cases} \varepsilon, & 0 < x \leq l \\ 1, & x \leq 0, x \geq l \end{cases} \quad (42)$$

The boundary conditions for unknown function lead from the boundary conditions for the tangential component of electric field at the boundaries of the dielectric layer [19,48]. The problem should be supplemented by the radiation condition at $x < 0$ and $x > l$.

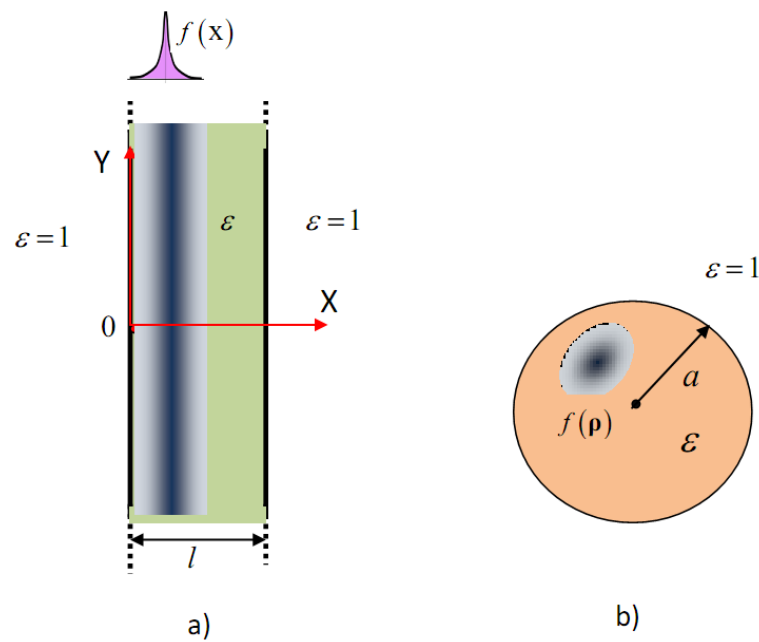


Figure 3: Examples of the dielectric structure for resolvent analysis: a) dielectric layer; b) dielectric cylinder with circular cross section;

The total field may be presented as a sum of incident and reflected-transmitted field: $U_k = U_{k0} + \tilde{U}_k$. The incident field U_{k0} is produced by the same source in the case of the absence of the dielectric layer. Therefore, it satisfies equation $\frac{d^2 U_{k0}}{dx^2} + k^2 U_{k0} = f(x)$. For the reflected-transmitted field we have equation $\frac{d^2 \tilde{U}_k}{dx^2} + k^2 \varepsilon \tilde{U}_k = \nu U_{k0}$, where $\nu = -k^2(\varepsilon - 1)$, and $\frac{d^2 \tilde{U}_k}{dx^2} + k^2 \tilde{U}_k = 0$ outside it. Our purpose is to calculate the rezolvent of integral equation

$$\tilde{U}_k(x) = w_{k0}(x) + \nu \int_0^l g(x, x') \tilde{U}_k(x') dx' \quad (43)$$

$w_{k0}(x) + \nu \int_0^l g(x, x') U_{k0}(x') dx'$. It is analog of the general integral Equation (13) for 1D case ($g(x, x') = e^{ik|x-x'|} / 2ik$).

We can present the unknown field as

$$\tilde{U}_k(x) = \begin{cases} \frac{\nu}{2ik\sqrt{\varepsilon}} \int_0^l e^{ik\sqrt{\varepsilon}|x-x'|} U_{k0}(x') dx' + Ae^{ik\sqrt{\varepsilon}x} + Be^{-ik\sqrt{\varepsilon}x}, & 0 \leq x \leq l, \\ Ce^{ikx}, & x > l, \\ De^{-ikx}, & x < 0 \end{cases} \quad (44)$$

where A, B, C, D are unknown constant coefficients. Using boundary conditions, we obtain for them the system of four linear equations

$$\begin{aligned} A + B - D &= -\frac{1}{\sqrt{\varepsilon}} f_+, \\ \sqrt{\varepsilon}(A - B) + D &= f_+, \\ Ae^{i\Phi_\varepsilon} + Be^{-i\Phi_\varepsilon} - Ce^{i\Phi} &= -\frac{e^{i\Phi_\varepsilon}}{\sqrt{\varepsilon}} f_-, \\ \sqrt{\varepsilon}(Ae^{i\Phi_\varepsilon} - Be^{-i\Phi_\varepsilon}) - Ce^{i\Phi} &= -e^{i\Phi_\varepsilon} f_-, \end{aligned} \quad (45)$$

where $\Phi = kl, \Phi_\varepsilon = k\sqrt{\varepsilon}l, f_\pm = \frac{\nu}{2ik} \int_0^l e^{\pm ik\sqrt{\varepsilon}x'} U_{k0}(x') dx'$. The System (45) is elementary solvable.

We need only two of unknowns, which are equal to

$$\begin{aligned} A &= -\frac{\xi}{\sqrt{\varepsilon}} (f_+ e^{-2i\Phi_\varepsilon} - rf_-), \\ B &= \frac{\xi}{\sqrt{\varepsilon}} (rf_+ - f_-) \end{aligned} \quad (46)$$

where $r = (1 - \sqrt{\varepsilon}) \cdot (1 + \sqrt{\varepsilon})^{-1}$ is Fresnel coefficient for the normal incidence, $\xi = re^{2i\Phi_\varepsilon} (1 - r^2 e^{2i\Phi_\varepsilon})^{-1}$.

Using Solution (46) together with Relations (45), (44), we obtain the solution inside the layer in the canonical form

$$\tilde{U}_k(x) = \nu \int_0^l \Gamma(x, x'; k) U_{k0}(x') dx' \quad (47)$$

where the function $\Gamma(x, x'; k)$ may be presented at the form

$$\Gamma(x, x'; k) = \frac{1}{2ik\sqrt{\varepsilon}} e^{ik\sqrt{\varepsilon}|x-x'|} + \frac{1}{2ik\sqrt{\varepsilon}(1-r^2e^{2ik\sqrt{\varepsilon}l})} \left(-re^{ik\sqrt{\varepsilon}(x+x')} + r^2e^{ik\sqrt{\varepsilon}(x-x'+2l)} + r^2e^{-ik\sqrt{\varepsilon}(x-x'-2l)} - re^{-ik\sqrt{\varepsilon}(x+x'-2l)} \right) \quad (48)$$

It may be associated with resolvent of integral operator and used for the analysis of commutation relation for the case of dielectric layer. As one can see from the Equation (5), $\Gamma(x, x'; -k) = \Gamma^*(x, x'; k)$. Therefore, the commutative relation may be written as

$$[\hat{A}^+(x, t), \hat{E}^-(x', t)] = -\frac{i\hbar}{\pi\varepsilon} \int_{-\infty}^{\infty} \Gamma(x, x'; k) k dk \quad (49)$$

The support of the first term in Equation (48) gives the correct commutative relation. For the analysis of all other terms let us make the analytical continuation to the complex plane of the variable k . All these terms are analytical functions with the exception of the poles defined by the equation $r^2e^{2ik\sqrt{\varepsilon}l} = 1$. All these poles are placed at the bottom half-plane. The functions are exponentially decreased at the top half-plane. Therefore, this component of the Integral (49) may be closed at the top half-plane and gives zero support to the commutator. This result is similar to obtained in [45] for the lossy beam-splitter and shows that the commutative relations for this case are correct without the noise components. It becomes clear via its comparing with the analysis of 4-th port considered before. The 1D-layer on the language of equivalent circuits is equivalent to 2-th port, which is completely described by the 2D scattering matrix $\bar{S} = \bar{A} = \begin{pmatrix} r & t_1 \\ t_1 & r \end{pmatrix}$. It corresponds to the relation $t_2 = t_3 = 0$, which means the unitary 2×2 scattering matrix and zero values of all commutators in Equation (36). Thus, the noise components of the fields disappear in agreement with [45].

4.3. Dielectric cylinder with circular cross-section

The purpose of this subsection is to find the resolvent for the dielectric cylinder with circular cross section. We will solve for this Helmholtz equation

$$\nabla_{\perp}^2 U_k + k^2 \varepsilon(\rho) U_k = f(\rho) \quad (50)$$

with

$$\varepsilon(\rho) = \begin{cases} \varepsilon, 0 < \rho \leq a \\ 1, \rho \geq a \end{cases} \quad (51)$$

The right-hand part is associated with the external force arbitrarily distributed inside the cylinder, thus

$$f(\mathbf{\rho}) = \begin{cases} f(\mathbf{\rho}), & \text{inside the cylinder} \\ 0, & \text{outside the cylinder} \end{cases} \quad (52)$$

(note, that the function in Relation (51) depends on the radial variable, while the function in Relation (52) depends on the 2D radius vector). The unknown function satisfies the boundary conditions for the longitudinal component of electric field at the boundary of the cylinder [19,48] and radiation condition outside it.

The total field may be presented as a sum of incident and scattered field: $U_k = U_{k0} + \tilde{U}_k$. The incident field U_{k0} produced by the same force if the case of the absence of dielectric body. Therefore, it satisfies the equation $\nabla_{\perp}^2 U_{k0} + k^2 U_{k0} = f(\mathbf{\rho})$. For the scattered field we have equation $\nabla_{\perp}^2 \tilde{U}_k + k^2 \varepsilon \tilde{U}_k = \nu U_{k0}$, where $\nu = -k^2(\varepsilon - 1)$, and $\nabla_{\perp}^2 \tilde{U}_k + k^2 \tilde{U}_k = 0$ outside it. The scattering field may be presented by

$$\begin{aligned} \tilde{U}_k(\mathbf{\rho}) = & -\frac{i\nu}{4} \int_S H_0^{(1)}(k\sqrt{\varepsilon}|\mathbf{\rho} - \mathbf{\rho}'|) \tilde{U}_{k0}(\mathbf{\rho}') d\mathbf{\rho}' + \\ & \nu \sum_n A_n J_n(k\sqrt{\varepsilon}\rho) e^{in\varphi}, 0 \leq \rho \leq a \end{aligned} \quad (53)$$

and

$$\tilde{U}_k(\mathbf{\rho}) = \nu \sum_n B_n H_n^{(1)}(k\rho) e^{in\varphi}, \rho \geq a \quad (54)$$

where A_n, B_n are unknown coefficients, which should be founded from boundary conditions.

We will omit here their calculations (see Appendix C).

The final result for the field inside the cylinder is

$$\tilde{U}_k(\mathbf{\rho}) = \nu \int_S \Gamma(\mathbf{\rho}, \mathbf{\rho}'; k) U_{k0}(\mathbf{\rho}') d\mathbf{\rho}' \quad (55)$$

where

$$\Gamma(\mathbf{\rho}, \mathbf{\rho}'; k) = -\frac{i}{4} H_0^{(1)}(k\sqrt{\varepsilon}|\mathbf{\rho} - \mathbf{\rho}'|) + \delta g(\mathbf{\rho}, \mathbf{\rho}'; k) \quad (56)$$

$$\delta g(\mathbf{\rho}, \mathbf{\rho}'; k) = \frac{i}{4} \sum_n W_n(k) J_n(k\sqrt{\varepsilon}\rho) J_n(k\sqrt{\varepsilon}\rho') e^{in(\varphi - \varphi')} \quad (57)$$

and

$$W_n(k) = \frac{H_n^{(1)'}(ka) H_n^{(1)}(k\sqrt{\varepsilon}a) - \sqrt{\varepsilon} H_n^{(1)}(ka) H_n^{(1)'}(k\sqrt{\varepsilon}a)}{H_n^{(1)'}(ka) J_n(k\sqrt{\varepsilon}a) - \sqrt{\varepsilon} H_n^{(1)}(ka) J_n'(k\sqrt{\varepsilon}a)} \quad (58)$$

The Relation (55) expresses the scattered field through the incident field inside the cylinder in the canonical integral form. Therefore, the Relation (56) may be associated with resolvent of integral operator and used for the analysis of commutation Relation (18) and existence of noise.

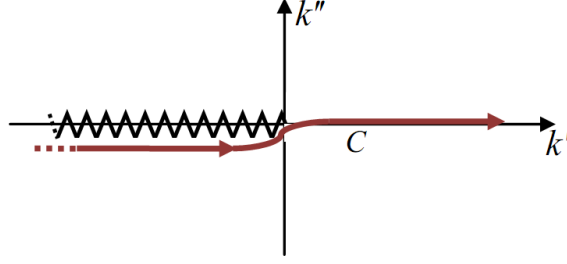


Figure 4. With respect to the integration in Equation (60).

Let us transform Relation (18) for the dielectric cylinder to the form, similar Equation (49) for 1D dielectric layer (integration over the whole axis instead of positive semiaxis with follow-on integration in the complex plane). It is necessary to note, that situation dramatically changes compared with this case. It lies in the non-analyticity of the function $W_n(k)$ given by Relation (58) in the complex plane of the variable k (this function is multiple-valued with the branch point $k = 0$ in contrast with the case of the dielectric layer). One can see from well-known identities $J_{-n}(x) = (-1)^n J_n(x)$, $H_n^{(1)}(e^{j\pi}x) = -H_{-n}^{(2)}(x)$, and $H_n^{(2)}(e^{-j\pi}x) = -H_{-n}^{(1)}(x)$, that it is natural to transact the cut in the complex plane over the negative semiaxis k (jagged line at Figure 4). It easy to show, that $W_{-n}(x) = -W_n^*(e^{i\pi}x)$ and $W_n(k)$ goes to zero if $|k| \rightarrow \infty$ at the top half-plane. Thus, for (57) we obtain the relation between two branches of complex variable k :

$$\delta g^*(\mathbf{p}, \mathbf{p}'; k) = \delta g(\mathbf{p}, \mathbf{p}'; e^{-i\pi}k) \quad (59)$$

The integration in Relation (A11) for the cylinder may be transformed to the integral over the contour C

$$\left[\hat{A}^+(\mathbf{x}, t), \hat{E}^-(\mathbf{x}', t) \right] = -\frac{i\hbar}{\pi\epsilon} \int_C \Gamma(\mathbf{x}, \mathbf{x}'; k) k dk \quad (60)$$

with its path tracing from below, as it shown on the Figure 4.

The support of the first term of Relation (56) to Relation (60) gives the ordinary value of commutator without any noise components. However, in contrast with the case of 1D single-layer problem (subsection 4.2), the second term support don't vanish. The reason for it lies in impossibility to close the contour at the top half-plane, where the function tends to zero (one need to cross for it the cut). This term is responsible for the noise current given by Equation (21).

5. Conclusion

In summary, it is developed the method of integral equations for the quantum light scattering on the dielectric body. The theory is formulated in terms of linear Fredholm-like integral super-operator (the super-operator defined as a linear operator in the Hilbert space, which acts in the subspace of quantum operators satisfied the physically suitable commutation relations). It is shown, that naïve quantization of integral equation via the formal exchange of the classical values by the correspondent operators leads to the ill-posed super-operator equation.

The reason for it, that the action of super-operator $\bar{\mathbf{A}}$ may throw the result overboard of required subspace, which breaks down the correct commutation relations. For keeping them, one needs to do the regularization of super-operator equation.

It is proposed the regularization technique, which is based on the introduction of ancillary channels with zero number of photons. These channels are associated with the novel type of quantum noise, which origin is not coupled with any dissipation of energy. The regularized super-operator equation has the form $\bar{\mathbf{A}}\hat{E} = \hat{E}_0 + \hat{Q}$, where \hat{Q} is a noise operator. Its form and commutative relations are founded in this paper. The solution of the regularized super-operator equation may be expressed in terms of classical resolvent, which may be founded by the different methods of classical computational electrodynamics [50].

There are considered the simple examples of theory applications (4-th equivalent port, 1D dielectric layer, and dielectric cylinder with circular cross section). It is shown, that the scattering noise is produced via exchange by the energy between the body and the external space. The process of multimode scattering from the “point of view” of the dielectric body looks like losses (or equivalent gain, if the energy enters from out) in spite of absence of any heating or real physical gain. As a result, the exchange by the energy is accompanied by the noise similar to the systems with real physical dissipation. By the way, it becomes possible to speak about “fluctuation-scattering theorem” similar to the well-known “fluctuation-dissipating theorem” the scattering of the quantum field is accompanied by fluctuations.

The theory developed in this paper may be generalized for a lot of other scattering problems (the 3D dielectric body, dielectric body with different types of environment, etc). It opens the way of the scattering analysis as a tool of the control of quantum light statistical properties. It may be applied to the different problems of the novel quantum technologies, metamaterials [51], radars and lidars [14,16], quantum circuits, and nanoantennas [52-55].

Acknowledgments: I acknowledge support from the H2020, project TERASSE 823878.

Appendix A: Quantization of free electromagnetic field in the cylindrical basis

The purpose of this Appendix is the derivation of commutative Relation (16). We will consider the homogeneous space with permittivity ε using the cylindrical basis. Let us present the positive-frequency component of the operator of vector potential in the form

$$\hat{A}^+(\mathbf{x}, t) = \int_0^\infty \frac{1}{\omega_k} \hat{U}_k(\mathbf{x}) e^{-i\omega_k t} dk \quad (\text{A1})$$

The similar relation may be written for negative-frequency component of electric field:

$$\hat{E}^-(\mathbf{x}, t) = -i \int_0^\infty \hat{U}_k^+(\mathbf{x}) e^{i\omega_k t} dk \quad (\text{A2})$$

where $\hat{U}_k(\mathbf{x})$, $\hat{U}_k^+(\mathbf{x})$ is the pair of Hermitially conjugated operators of spectral density. The problem is to find the commutative relation for the operators of spectral density, which gives the canonical bosonic commutative relation for EM-field.

Let us present the operator of spectral density as a superposition of cylindrical waves:

$$\hat{U}_k(\mathbf{x}) = \sqrt{i} \tilde{E}_k \sum_{n=-\infty}^{\infty} \frac{1}{i^{-n}} J_n(k\rho) e^{-in\varphi} \hat{b}_{nk} \quad (\text{A3})$$

where $\tilde{E}_k = \sqrt{\hbar\omega_k k / 4\pi\epsilon}$ is the normalization coefficient, $J_n(x)$ is Bessel function, and $\hat{b}_{nk}, \hat{b}_{nk}^+$ is a pair of creation-annihilation operators of cylindrical modes. We assume, that they satisfy the conventional bosonic-type commutation rule

$$[\hat{b}_{nk}, \hat{b}_{n'k'}^+] = \delta_{nn'} \delta(k - k') \quad (\text{A4})$$

Let us consider the commutator $[\hat{U}_k(\mathbf{x}), \hat{U}_{k'}^+(\mathbf{x}')] .$ Substituting to it Relation (A3) and its Hermitially conjugated relation, we obtain

$$\begin{aligned} [\hat{U}_k(\mathbf{x}), \hat{U}_{k'}^+(\mathbf{x}')] = \\ - \frac{\hbar\sqrt{\omega_k\omega_{k'}}}{4\pi\epsilon} \sum_n \sum_{n'} i^{(n-n')} J_n(k\rho) J_{n'}(k'\rho') e^{i(n\varphi - n'\varphi')} [\hat{b}_{nk}, \hat{b}_{n'k'}^+] \end{aligned} \quad (\text{A5})$$

Using Equation (A4), we transform it to

$$[\hat{U}_k(\mathbf{x}), \hat{U}_{k'}^+(\mathbf{x}')] = - \frac{\hbar\omega_k k}{4\pi\epsilon} \sum_n J_n(k\rho) J_n(k\rho') e^{in(\varphi - \varphi')} \delta(k - k') \quad (\text{A6})$$

Using addition theorem for cylindrical functions [56]

$$\sum_n J_n(k\rho) J_n(k\rho') e^{in(\varphi - \varphi')} = J_0(k|\mathbf{x} - \mathbf{x}'|) \quad (\text{A7})$$

we obtain

$$[\hat{U}_k(\mathbf{x}), \hat{U}_{k'}^+(\mathbf{x}')] = - \frac{\hbar k^2 c}{4\pi\epsilon} J_0(k|\mathbf{x} - \mathbf{x}'|) \delta(k - k') \quad (\text{A8})$$

Taking into account that $J_0(k|\mathbf{x} - \mathbf{x}'|) = -4 \text{Im}(g(\mathbf{x}, \mathbf{x}'))$, we obtain commutative relation (A8) in the final form

$$[\hat{U}_k(\mathbf{x}), \hat{U}_{k'}^+(\mathbf{x}')] = \frac{\hbar k^2 c}{\pi\epsilon} \text{Im}(g(\mathbf{x}, \mathbf{x}')) \delta(k - k') \quad (\text{A9})$$

One can see, that commutative Relation (A9) really gives the conventional commutative relation for EM-field operators, which is

$$-\epsilon [\hat{A}(\mathbf{x}, t), \hat{E}(\mathbf{x}', t)] = -\epsilon [\hat{A}^+(\mathbf{x}, t), \hat{E}^-(\mathbf{x}', t)] + c.c. = i\hbar \delta(\mathbf{x} - \mathbf{x}') \quad (\text{A10})$$

Taking commutator $[\hat{A}^+(\mathbf{x}, t), \hat{E}^-(\mathbf{x}', t)]$, substituting to it Relations (A1), (A2) and using Relation (A9), we obtain

$$[\hat{A}^+(\mathbf{x}, t), \hat{E}^-(\mathbf{x}', t)] = - \frac{i\hbar}{\pi\epsilon} \int_0^\infty \text{Im}(g(\mathbf{x}, \mathbf{x}')) k dk \quad (\text{A11})$$

Thereafter, using the identity [56]

$$\int_0^{\infty} \text{Im}(g(\mathbf{x}, \mathbf{x}')) k dk = \frac{\pi}{2} \delta(\mathbf{x} - \mathbf{x}') \quad (\text{A12})$$

we obtain Relation (A10).

Appendix B: Derivation of Equation (18)

The second term in Equation (17) may be transformed by the next way:

$$\begin{aligned} f_2(\mathbf{x}, \mathbf{x}') &= \nu \int_S \Gamma(\mathbf{x}, \boldsymbol{\rho}; k) \text{Im}(g(\boldsymbol{\rho}, \mathbf{x}')) d\boldsymbol{\rho} = \\ &= \frac{\nu}{2i} \left(\int_S \Gamma(\mathbf{x}, \boldsymbol{\rho}; k) g(\boldsymbol{\rho}, \mathbf{x}') d\boldsymbol{\rho} - \int_S \Gamma(\mathbf{x}, \boldsymbol{\rho}; k) g^*(\boldsymbol{\rho}, \mathbf{x}') d\boldsymbol{\rho} \right) = \\ &= \frac{\nu}{2i} \sum_m \sum_n \left(\frac{1}{(\nu_m - \nu) \nu_n} u_m(\mathbf{x}) u_n(\mathbf{x}') \int_S u_m(\boldsymbol{\rho}) u_n(\boldsymbol{\rho}) d\boldsymbol{\rho} - \right. \\ &\quad \left. \frac{1}{(\nu_m - \nu) \nu_n^*} u_m(\mathbf{x}) u_n^*(\mathbf{x}') \int_S u_m(\boldsymbol{\rho}) u_n^*(\boldsymbol{\rho}) d\boldsymbol{\rho} \right) \end{aligned} \quad (\text{A13})$$

Using orthogonality of Eigenmodes (3) and Hilbert-Schmidt Relation (6), we can rewrite Equation (A13) as

$$f_2(\mathbf{x}, \mathbf{x}') = \frac{\nu}{2i} \left(\frac{1}{\nu} (\Gamma(\mathbf{x}, \mathbf{x}'; k) - g(\mathbf{x}, \mathbf{x}')) - \sum_m \sum_n \beta_{mn} u_m(\mathbf{x}) u_n^*(\mathbf{x}') \right) \quad (\text{A14})$$

where

$$\beta_{mn} = \frac{1}{(\nu_m - \nu) \nu_n^*} \int_S u_m(\boldsymbol{\rho}) u_n^*(\boldsymbol{\rho}) d\boldsymbol{\rho} \quad (\text{A15})$$

For the third term in Equation (17), we obtain by the similar way

$$f_3(\mathbf{x}, \mathbf{x}') = \nu \int_S \Gamma^*(\mathbf{x}', \boldsymbol{\rho}; k) \text{Im}(g(\boldsymbol{\rho}, \mathbf{x})) d\boldsymbol{\rho} = f_2^*(\mathbf{x}', \mathbf{x}) \quad (\text{A16})$$

For the last term in Equation (17), using Equations (A13), (A14), (A16) we obtain

$$\begin{aligned} \int_S \int_S \Gamma(\mathbf{x}, \boldsymbol{\rho}; k) \Gamma^*(\mathbf{x}', \boldsymbol{\rho}'; k) \text{Im}(g(\boldsymbol{\rho}, \boldsymbol{\rho}')) d\boldsymbol{\rho} d\boldsymbol{\rho}' = \\ \sum_n \sum_m \frac{1}{(\nu_n - \nu) (\nu_m^* - \nu)} u_n(\mathbf{x}) u_m^*(\mathbf{x}') \int_S \int_S u_n(\boldsymbol{\rho}) u_m^*(\boldsymbol{\rho}') \text{Im}(g(\boldsymbol{\rho}, \boldsymbol{\rho}')) d\boldsymbol{\rho} d\boldsymbol{\rho}' \end{aligned} \quad (\text{A17})$$

Using the presentation of Green function at the basis of eigenmodes (Equation (4)), as well as their orthogonality (Equation (3)), we transform Equation (A17) to

$$\int_S \int_S \Gamma(\mathbf{x}, \boldsymbol{\rho}; k) \Gamma^*(\mathbf{x}', \boldsymbol{\rho}'; k) \text{Im}(g(\boldsymbol{\rho}, \boldsymbol{\rho}')) d\boldsymbol{\rho} d\boldsymbol{\rho}' = \sum_n \sum_m \alpha_{mn} u_n(\mathbf{x}) u_m^*(\mathbf{x}') \quad (\text{A18})$$

where

$$\alpha_{mn} = \frac{1}{2i(\nu_n - \nu)(\nu_m^* - \nu)} \left(\frac{1}{\nu_n} - \frac{1}{\nu_m^*} \right) \int_S u_n(\boldsymbol{\rho}) u_m^*(\boldsymbol{\rho}) d\boldsymbol{\rho} \quad (\text{A19})$$

with $\alpha_{mn} = -\alpha_{nm}^*$. Combining in Equation (17) all obtained relations and using Hilbert-Schmidt Relation (A19), we obtain Equation (18) after some simple transformations.

Appendix C: Derivation of Equation (55)

The boundary conditions for the scattering field give

$$\sum_n \left(A_n J_n(k\sqrt{\varepsilon}a) - B_n H_n^{(1)}(ka) \right) e^{in\varphi} = \frac{i}{4} \int_S H_0^{(1)}(k\sqrt{\varepsilon}|\mathbf{a} - \boldsymbol{\rho}'|) U_{k0}(\boldsymbol{\rho}') d\boldsymbol{\rho}' \quad (\text{A20})$$

$$k \sum_n \left(A_n \sqrt{\varepsilon} J_n'(k\sqrt{\varepsilon}a) - B_n H_n^{(1)'}(ka) \right) e^{in\varphi} = \frac{i}{4} \int_S \frac{\partial}{\partial \rho} H_0^{(1)}(k\sqrt{\varepsilon}|\boldsymbol{\rho} - \boldsymbol{\rho}'|) \Big|_{\boldsymbol{\rho} \rightarrow \mathbf{a}} U_{k0}(\boldsymbol{\rho}') d\boldsymbol{\rho}' \quad (\text{A21})$$

where $\mathbf{a} \in l$, l is the contour of the cylinder, $|\mathbf{a} - \boldsymbol{\rho}'| = \sqrt{a^2 + \rho'^2 + 2a\rho' \cos(\varphi - \varphi')}$. For integration of right hand parts in Equations (A20) and (A21), we use the additional theorem for cylindrical functions [57]

$$H_0^{(1)}(k\sqrt{\varepsilon}|\mathbf{a} - \boldsymbol{\rho}'|) = \begin{cases} \sum_n H_n^{(1)}(k\sqrt{\varepsilon}\rho') J_n(k\sqrt{\varepsilon}\rho) e^{in(\varphi - \varphi')}, & \rho \leq \rho' \\ \sum_n H_n^{(1)}(k\sqrt{\varepsilon}\rho) J_n(k\sqrt{\varepsilon}\rho') e^{in(\varphi - \varphi')}, & \rho \geq \rho' \end{cases} \quad (\text{A22})$$

Integrating in azimuthal direction, we obtain

$$A_n J_n(k\sqrt{\varepsilon}a) - B_n H_n^{(1)}(ka) = \frac{i}{4} f_{nk} H_n^{(1)}(k\sqrt{\varepsilon}a) \quad (\text{A23})$$

$$A_n \sqrt{\varepsilon} J_n'(k\sqrt{\varepsilon}a) - B_n H_n^{(1)'}(ka) = \frac{i}{4} \sqrt{\varepsilon} f_{nk} H_n^{(1)'}(k\sqrt{\varepsilon}a) \quad (\text{A24})$$

where

$$f_{nk} = \int_S J_n(k\sqrt{\varepsilon}\rho') e^{-in\varphi'} U_{k0}(\boldsymbol{\rho}') d\boldsymbol{\rho}' \quad (\text{A25})$$

The Equations (A23), (A24) is the system of two linear algebraic equations with respect to the coefficients A_n, B_n . Finding A_n, B_n , substituting them to Equation (53), and using relation for Wronskian of cylindrical functions, we obtain Equation (55).

References

1. Nielsen, M. A.; Chuang, I. L.; *Quantum Computation and Quantum Information*, 10th Anniversary Edition. Cambridge University Press, 2010.
2. Blais, A.; Girvin, S.M.; Oliver, W.D.; Quantum information processing and quantum optics with circuit quantum electrodynamics, *Nature Physics*, **2020**, *16*, 247–256
3. Kok, P.; Munro, W.J.; Nemoto, K.; Ralph, T.C.; Dowling, J.P.; Milburn, G.J.; Linear optical quantum computing with photonic qubits, *Rev. Mod. Phys.* **2007**, *79*, 1, 135.
4. Zellinger, A.; Light for the quantum. Entangled photons and their applications: a very personal perspective. *Phys. Scr.* **2017**, *92*, 072501.
5. Preskill, J. Quantum computing in the NISQ era and beyond, *arXiv:1801.00862*, **2018** [quant-ph].
6. A. Clerk, A.; Lehnert, K.W.; Bertet, P.; Petta, J. R.; Nakamura, Y. Hybrid quantum systems with circuit quantum electrodynamics. *Nature Phys.*, **2020**, *16*, 257–267.
7. Komarov, A.; and Slepyan, G. Quantum Antenna as an Open System: Strong Antenna Coupling with Photonic Reservoir. *Appl. Sci.* **2018**, *8*, 951.
8. Mokhlespour, S.; Haverkort, J.E.M.; Slepyan, G.; Maksimenko, S.; Hoffmann, A. Collective spontaneous emission in coupled quantum dots: Physical mechanism of quantum nanoantenna, *Phys. Rev. B* **2012**, *86*, 245322.
9. Slepyan, G. Ya.; Yerchak, Y. D.; Maksimenko, S. A.; Hoffmann, A.; Bass, F. G. Mixed states in Rabi waves and quantum nanoantennas, *Phys. Rev. B* **85**, **2012**, 245134.
10. Mikhalychev, A.; Mogilevtsev, D.; Slepyan, G.Y.; Karuseichyk, I.; Buchs, G.; Boiko, D.L.; Boag, A. Synthesis of Quantum Antennas for Shaping Field Correlations. *Phys. Rev. Appl.* **2018**, *9*, 024021.
11. Slepyan, G. Y.; Boag, A. Quantum Nonreciprocity of Nanoscale Antenna Arrays in Timed Dicke States. *Phys. Rev. Lett.* **2013**, *111*, 023602.
12. Slepyan, G. Y. Heisenberg uncertainty principle and light squeezing in quantum nanoantennas and electric circuits, *J. Nanophoton.* **2016**, *10*, 046005.
13. Slepyan, G. Ya.; Vlasenko, S.; Mogilevtsev, D. Quantum Antennas. *Adv. Quantum Technol.* **2020**, 1900120
14. Lanzagorta, M. *Quantum Radar, Synthesis Lectures on Quantum Computing*; Morgan and Claypool Publishers, San Rafael, CA, 2011.
15. Peshko, I.; Mogilevtsev, D.; Karuseichyk, I.; Mikhalychev, A.; Nizovtsev, A.P.; Slepyan, G. Ya.; Boag, A. Quantum noise radar: superresolution with quantum antennas by accessing spatiotemporal correlations. *Optics Express*, **2019**, *27*, 29217.
16. Slepyan, G.; Vlasenko, S.; Mogilevtsev, D.; Boag, A. Quantum Radars and Lidars: Concepts, realizations, and perspectives, *IEEE Antennas & Propagation Magazine* (in press).
17. Dowling, J. P.; Seshadreesan, K.P. Quantum optical technologies for metrology, sensing and imaging, *arXiv:1412.7578v2* **2015** [quant-ph].
18. Balanis, C. A. *Antenna Theory*, John Wiley and Sons, Inc.: New York, 1997.
19. Jackson, J. *Classical Electrodynamics*, John Wiley & Sons, Inc., New York, 1962.
20. Dzsojtjan, D.; Rousseaux, B.; Jauslin, H. R.; Colas des Francs, G.; Couteau, C.; Guerin, S. Mode-selective quantization and multimodal effective models for spherically layered systems. *Phys. Rev. A* **2016**, *94*, 023818.
21. Gutiérrez-Jáuregui, R.; Jáuregui, R. Photons in the presence of parabolic mirrors, *Phys. Rev. A* **2018**, *98*, 043808.
22. Xiao, Z.; Lanning, R. N.; Zhang, M.; Novikova, I.; Mikhailov, E. E; Dowling, J. P. Why a hole is like a beam splitter: A general diffraction theory for multimode quantum states of light. *Phys. Rev. A*, **2017**, *96*, 023829.
23. Goldberg, A. Z.; James, D. F. V. Entanglement generation via diffraction, *Phys. Rev. A* **2019**, *100*, 042332.

24. Leonhardt, U. Quantum physics of simple optical instruments, *Rep. Prog. Phys.* **2003**, 66, 1207–1249.
25. Garbacz, R. J. Modal expansions for resonance scattering phenomena, *Proc. IEEE*, **1965**, 53, 856–864.
26. Garbacz, R. J.; Turpin, R. H. A generalized expansion for radiated and scattered fields. *IEEE Trans. Antennas Propag.* **1971**, AP-19, 348–358.
27. Garbacz, R. J.; Pozar, D. M. Antenna shape synthesis using characteristic modes. *IEEE Trans. Antennas Propag.* **1982**, AP-30, 340–350.
28. Harrington, R. F.; Mautz, J. R. Theory of characteristic modes for conducting bodies. *IEEE Trans. Antennas Propag.* **1971**, AP-19, 622–628.
29. Harrington, R. F.; Mautz, J. R. Computation of characteristic modes for conducting bodies. *IEEE Trans. Antennas Propag.* **1971**, AP-19, 629–639.
30. Chen, Y.; Wang, C.-F. *Characteristic Modes: Theory and Applications in Antenna Engineering*. John Wiley & Sons, Inc. Published by John Wiley & Sons, 2015.
31. Press, W.H.; Teukolsky, S.A.; Vetterling, W.T.; Flannery, B.P.. *Numerical Recipes: The Art of Scientific Computing (3rd ed.). Section 19.1. Fredholm Equations of the Second Kind*. New York: Cambridge University Press. 2007.
32. Chaskalovic, J. *Finite Elements Methods for Engineering Sciences*: Springer Verlag, 2008.
33. Strikwerda, J. *Finite Difference Schemes and Partial Differential Equations* (2nd ed.). SIAM. [ISBN 978-0-89871-639-9](#). 2004.
34. Levie I.; Slepian-G.Ya.; Mogilevtsev D.; Boag A. Multimode Quantum Light Scattering: Method of Characteristic Modes, *INTERNATIONAL CONFERENCE ON MICROWAVES, COMMUNICATIONS, ANTENNAS & ELECTRONIC SYSTEMS, IEEE COMCAS 2021*, Tel Aviv.
35. Savasta, S.; Di Stefano, O.; Girlanda, R. Light quantization for arbitrary scattering systems. *Phys. Rev. B* **2002**, 65, 043801.
36. Na, D.-Y.; Zhu, J.; Chew, W. C.; Teixeira, F. L. Quantum information preserving computational electromagnetic. *Phys. Rev. A* **2020**, 102, 013711.
37. Fredholm, E. I. Sur une classe d'equations fonctionnelles. *Acta Mathematica*. **1903**, 27, 365–390.
38. Levitan, B.M. *Hilbert space*, [Encyclopedia of Mathematics](#), [EMS Press](#), 2001
39. Scully, M. O.; Zubairy, M. S. *Quantum Optics*. Cambridge University Press, Cambridge, UK 1997.
40. G. S. Agarwal, *Quantum Optics*, Cambridge University Press, Cambridge, UK 2013.
41. Gorini, V.; Kossakowski, A.; Sudarshan, E.C.G. Completely positive dynamical semigroups of N-level systems. *J. Math. Phys.* **1976**, 17 (5): 821.
42. Lindblad, G. On the generators of quantum dynamical semigroups. *Commun. Math. Phys.* **1976**, 48 (2): 119.
43. Breuer, H.-P.; Petruccione, F. *The Theory of Open Quantum Systems*. Oxford University Press. 2007.
44. Fabre, C.; Treps, N. Modes and states in quantum optics. *Rev. Mod. Phys.* **2020**, 92, 035005.
45. Barnett, S. M.; Jeffers, J.; Gatti, A.; Loudon, R. Quantum optics of lossy beam splitters. *Phys. Rev. A* **1998**, 57, 2134–2145.
46. Hanson, G. W. Aspects of quantum electrodynamics compared to the classical case: Similarity and disparity of quantum and classical electromagnetic. *IEEE Antennas and Propagation Mag.* **2020**, 62, 16–26.
47. Edmunds, D. E.; Evans, W. D. *Spectral Theory and Differential Operators*. Oxford University Press. 1987.
48. Felsen, L. B.; Marcuvitz, N. *Radiation and scattering of waves*. IEEE Press series on electromagnetic waves; Originally published: Englewood Cliffs, N.J.: Prentice-Hall, 1972.
49. Pozar, D.M. *Microwave Engineering*, 4-th Edition, John Wiley & Sons, Inc. 2012.
50. [Peterson](#), A.F.; [Ray](#), S.L.; [Mittra](#), R. *Computational Methods for Electromagnetics*, [IEEE Press Series on Electromagnetic Wave Theory](#), Wiley-IEEE Press, 1997
51. Engheta, N.; Ziolkowski, R.W. *Metamaterials: Physics and Engineering Explorations* Wiley Online Library, 2006

52. Biagioni, P.; Huang, J.-S.; Hecht, B. Nanoantennas for visible and infrared radiation. *Rep. Prog. Phys.* **2012**, *75*, 024402.
53. Novotny, L.; van Hulst, N. Antennas for light. *Nat. Photonics*, **2011**, *5*, 83.
54. Alu, A.; Engheta, N. Input Impedance, Nanocircuit Loading, and Radiation Tuning of Optical Nanoantennas. *Phys. Rev. Lett.* **2008**, 043901.
55. Monticone, F.; Argyropoulos, C.; Alù, A. Optical antennas, Controlling electromagnetic scattering, radiation, and emission at the nanoscale, *IEEE Antennas Propag. Mag.* **2017**, *59*, 43.
56. Novotny, L.; Hecht, B. *Principles of Nano-Optics*, Cambridge University Press, 2006.
57. Abramowitz, M.; Stegun, I.A.; Romer, R.H. *Handbook of Mathematical Functions with Formulas, Graphs, and Mathematical Tables*, National Bureau of Standards , Applied Mathematics series, 1972.