

OTTER: DATA EFFICIENT LANGUAGE-SUPERVISED ZERO-SHOT RECOGNITION WITH OPTIMAL TRANSPORT DISTILLATION

Bichen Wu^{1*}, Ruizhe Cheng^{2*}, Peizhao Zhang¹, Tianren Gao², Peter Vajda¹, Joseph E. Gonzalez²

¹Meta Reality Labs, ²UC Berkeley

{wbc, stzpz, vajdap}@fb.com, {chengruizhe, terrygao87, jegonzal}@berkeley.edu

ABSTRACT

Traditional computer vision models are trained to predict a fixed set of predefined categories. Recently, natural language has been shown to be a broader and richer source of supervision that provides finer descriptions to visual concepts than supervised "gold" labels. Previous works, such as CLIP, use InfoNCE loss to train a model to predict the pairing between images and text captions. CLIP, however, is data hungry and requires more than 400M image-text pairs for training. The inefficiency can be *partially* attributed to the fact that the image-text pairs are noisy. To address this, we propose OTTER (**O**ptimal **T**ranspor**T** distillation for **E**fficient zero-shot **R**ecognition), which uses online entropic optimal transport to find a soft image-text match as labels for contrastive learning. Based on pretrained image and text encoders, models trained with OTTER achieve strong performance with only 3M image text pairs. Compared with InfoNCE loss, label smoothing, and knowledge distillation, OTTER consistently outperforms these baselines in zero-shot evaluation on Google Open Images (19,958 classes) and multi-labeled ImageNet 10K (10032 classes) from Tencent ML-Images. Over 42 evaluations on 7 different dataset/architecture settings x 6 metrics, OTTER outperforms (32) or ties (2) all baselines in 34 of them. Our source code is open sourced at <https://github.com/facebookresearch/OTTER>.

1 INTRODUCTION

In real-world image recognition tasks, input images come from a broad range of distributions, spanning tens of thousands of object categories unknown during training. It is thus important for computer vision models to generalize to a large number of visual concepts that may or may not be present in the training data. This problem is called zero-shot learning (ZSL), which aims to transfer knowledge from some known classes with training data to a much larger number of unfamiliar classes.

Previous works on ZSL have explored using attributes (Romera-Paredes & Torr, 2015; Akata et al., 2015; 2013), class hierarchy (Wang et al., 2018; Kampffmeyer et al., 2019), and pretrained word embeddings (Frome et al., 2013; Norouzi et al., 2014) to transfer knowledge from pretrained image representations to recognize new classes. Recently, natural language has been used as a powerful source of supervision for visual representation learning. (Desai & Johnson, 2020; Sariyildiz et al., 2020; Zhang et al., 2020; Jia et al., 2020) demonstrate the effectiveness of pretraining on image-text data. Among them, CLIP (Radford et al., 2021) applies natural language supervision to zero-shot image recognition. It collects an enormous dataset with over 400M image caption pairs from the Internet, and trains an image encoder and a text encoder jointly with a contrastive loss to maximize the cosine similarity of paired image and text embeddings. CLIP demonstrates good zero-shot classification results on a wide range of downstream image classification datasets. However, a main constraint of CLIP is that it requires over 400M image-text pairs for training. Collecting and training on such a huge dataset is very expensive. The inefficiency can be partially attributed to the fact that the training labels from image-text pairs are noisy. As shown in Figure 1, in a typical image-text dataset, we observe that images and captions are loosely correlated. It is very common that one caption (image) can potentially match several other images (captions), and the ground-truth pairing is

*Equal contribution

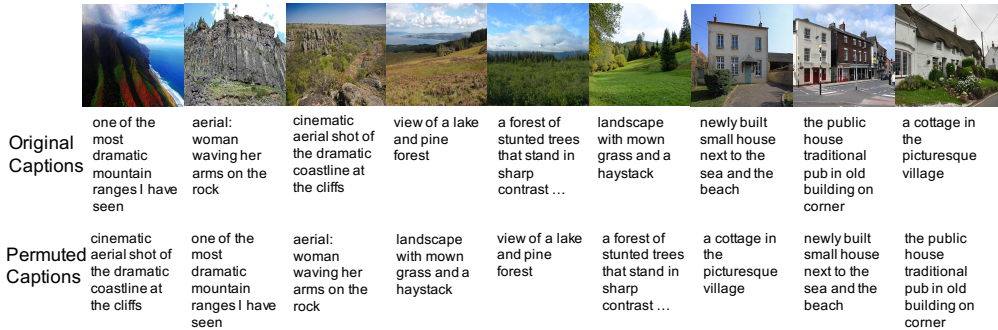


Figure 1: Images and captions are only loosely correlated in many image-text datasets. The ground-truth pairing is not the only sensible match between texts and images. In the example above, we can find permutations of text captions that can still match with original images.

not the only sensible match. Note that examples in Figure 1 are not hand-picked special cases. In fact, such noisy image-text matching is prevalent in image-text datasets.

To quantitatively analyze this, we use a CLIP(Radford et al., 2021) ViT-B/32 pretrained on OpenAI’s 400M dataset to estimate the matching probabilities between a batch of paired image-text samples. Specifically, we randomly sample 1000 batches from the CC3M (Sharma et al., 2018) and YFCC15M (subset of YFCC100M (Thomee et al., 2016)) datasets, and use the pretrained CLIP model to compute the image-to-text matching probabilities by taking the dot-product of the feature embeddings and taking a softmax along each row. For each batch, we compute three statistics (averaged across rows): default probability, non-default max probability, and non-default average probability. Note in both datasets, the matching probability between paired samples are far smaller than 1.0, and the probability decreases with the batch size. This indicates that there exist image and text samples that are not paired, but have nontrivial matching probabilities. This is further confirmed by the max matching probabilities between unpaired samples. In the extreme cases (CC 3M, 2048 batch size), the average of max matching probability between unpaired image-text samples is very close to the average of probability of paired samples. Despite prevalent noisy matching between images and texts, CLIP uses the InfoNCE loss (Hadsell et al., 2006) for training and uses the ground-truth pairings as hard labels. This ignores the many-to-many relationship within a batch of images and text captions, leading to noisy training signals and lower data efficiency.

Table 1: Matching probabilities estimated by CLIP on Conceptual Captions and YFCC

Dataset	Batch Size	Paired	Unpaired Avg	Unpaired Max
CC 3M	512	0.565	0.001	0.215
	1024	0.480	0.001	0.230
	2048	0.398	0.000	0.238
YFCC 15M	512	0.628	0.001	0.197
	1024	0.551	0.000	0.219
	2048	0.469	0.000	0.239

To address this, we propose OTTER, or **O**ptimal **T**ranspor**T** distillation for **E**fficient zero-shot **R**ecognition. We improve InfoNCE to consider the many-to-many relationship between unpaired images and texts. Specifically, given a batch of image and text tuples $\{(\mathbf{v}_i, \mathbf{t}_i)\}_{i=1:N}$, we first use image/text encoders to estimate a similarity matrix whose elements denotes similarity from image \mathbf{v}_i to text caption \mathbf{t}_j . Based on the similarity matrix, we use optimal transport to find a matching probability between each possible image-text combination. To model the many-to-many relationship, we add an entropic regularization to the optimal transport so that the match is softly assigned. Entropic-regularized optimal transport can be solved efficiently with the iterative Sinkhorn-Knopp algorithm (Cuturi, 2013). Finally, we use the match as soft label to train the image and text encoders.

Based on pretrained image and text models, we use OTTER to train zero-shot models on the Conceptual Captions (CC) (Sharma et al., 2018), (subset of) Wikipedia-based Image Text (Srinivasan et al., 2021), and YFCC 15M (Thomee et al., 2016) datasets, which contain 3M, 5M, and 15M image-caption pairs, respectively. We evaluate the image encoder’s zero-shot recognition of common visual concepts on Google Open Images (GOI) (Kuznetsova et al., 2020) (19,958 categories) and

multi-labeled ImageNet 10K (10032 categories) from Tencent-ML-Images (Wu et al., 2019a). Over 42 evaluations on 7 different dataset-architecture settings \times 6 metrics, OTTER outperforms (32) or ties (2) all baselines in 34 of them. We also propose a quantitative vision-language compositionality benchmark and show comparable results to CLIP in Appendix D.

2 RELATED WORKS

Zero-Shot Learning in Computer Vision: Zero-shot learning (ZSL) studies the generalization of knowledge to unseen classes. Previous methods for zero-shot recognition in computer vision mainly follow three paradigms. The first type, including DeViSE (Frome et al., 2013) and ConSE (Norouzi et al., 2014), uses pretrained word embedding vectors to represent different categories and implicitly model their relationships. However, word embedding is a preliminary and limited representation of class relationships, which hurts performance. The second paradigm, including GCNZ (Wang et al., 2018), DPGZ (Kampffmeyer et al., 2019), and HZSL (Liu et al., 2020), explicitly models class relationships as a graph, and uses a graph convolutional network (GCN), or a predefined class hierarchy, such as WordNet (Feinerer & Hornik, 2020), to learn the knowledge propagation between classes. However, real-world class relationships are complicated and simple graph structures such as WordNet are too limited to model such relationships. Lastly, (Romera-Paredes & Torr, 2015; Akata et al., 2015; 2013) rely on human-labeled attributes to model semantics of classes. The scalability of these methods are limited by the need for attribute annotations. More recently, CLIP (Radford et al., 2021) applies language-supervision to ZSL by training on image caption pairs. Our work is based on CLIP and we generalize the InfoNCE loss to improve its data efficiency.

Vision and Language: Natural language has long been used as a source of supervision in fields like image-text retrieval Hironobu et al. (1999), object classification Wang et al. (2009), and video understanding (Ramanathan et al., 2013). Socher et al. (2014); Karpathy et al. (2014); Li et al. (2019); Chen et al. (2021a) have proposed methods of learning visual and language representations in a joint embedding space. More recently, (Lu et al., 2019; Chen et al., 2020c; Qi et al., 2020) propose using a cross-modal attention mechanism to increase performance in image-text matching. In addition, (Joulin* et al., 2016; Li et al., 2017; Desai & Johnson, 2020; Sariyildiz et al., 2020) demonstrate that good visual representations can be learned by predicting image captions. To scale up vision-language joint training, CLIP (Radford et al., 2021) and ALIGN (Jia et al., 2020) both collect their own image-text datasets with 400M and 1B image-caption pairs.

Optimal transport (OT) is a theory that enables comparison of two probability distributions whose supports may not overlap. OT has been applied to many areas such as domain adaptation (Courty et al., 2016), generative models (Salimans et al., 2018), and self-supervised vision representation learning (Caron et al., 2020; Asano et al., 2019). In vision and language, (Chen et al., 2020a) uses OT to align objects in images and words in texts. The problem formulation of our work is similar to (Damodaran et al., 2018), where OT is used to mitigate the label noise in remote-sensing data under supervised learning. In our paper, we extend the method from supervised learning to contrastive learning, where OT is a natural way to estimate pairings between images and texts. In another related work, (Chen et al., 2021b) adds an additional OT-based Wasserstein loss to contrastive representation distillation (Tian et al., 2019). The loss matches student representations to teacher representations in a batch. (Chen et al., 2021b) is different from our method since it directly minimizes the Wasserstein loss between two models’ representations, while our method uses OT to estimate the pairing probability and use the probability for knowledge distillation. Directly minimizing Wasserstein loss between image/text embeddings in our case will lead to collapsed representations, where models generate constant output regardless of inputs.

Other related works: Our work is also related to areas including learning with noisy labels, contrastive learning, and knowledge distillation. Our method uses OT to estimate the matching probability of unpaired images and texts. This is reminiscent to estimating label transition probability under noisy labels (Song et al., 2020). Our method is based on contrastive learning, which is commonly used in self-supervised visual representation learning (Chen et al., 2020b; He et al., 2020). For vision representation learning, (Robinson et al., 2020) argues that sampling hard negative pairs can improve learning efficiency. For language-supervised representation learning, however, it is important to mitigate the noise of widely spread hard negative samples, since positive image-text pairs are usually only loosely correlated. Our method is also an extension to knowledge distillation (KD) (Hinton et al., 2015). Typical KD directly relies on a teacher model to directly generate a target distribution (Xie et al., 2020; Bagherinezhad et al., 2018; Caron et al., 2021). Our method is

different since our target distribution is computed by OT based on the pairwise similarity estimated by a teacher model. Experiments show that this works better for image-text contrastive learning.

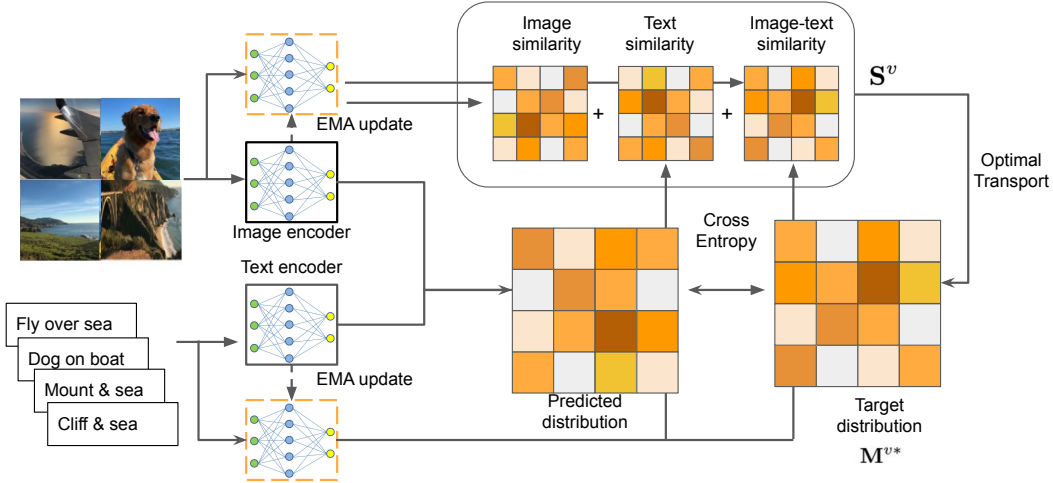


Figure 2: Architecture of OTTER. We use image and text embeddings to compute similarity matrices S^v (and S^t), which is then used to solve for matching probabilities M^{v*} (and M^{t*}) as targets.

3 METHODS

We introduce OTTER in this section. Let $\{(\mathbf{v}_i, \mathbf{t}_i)\}_{i=1:N}$ be a batch of paired image-text tuples sampled from data distribution $p(\mathbf{v}, \mathbf{t})$. Our model contains an image encoder $f_v(\cdot)$ and a text encoder $f_t(\cdot)$ that map image \mathbf{v}_i and text \mathbf{t}_i to ℓ_2 -normalized embeddings \mathbf{z}_i^v and \mathbf{z}_i^t respectively.

3.1 CONTRASTIVE LEARNING WITH INFO NCE LOSS

CLIP (Radford et al., 2021) trains the image and text encoders with contrastive learning to pull the paired image and text embeddings closer, and push the unpaired embeddings farther. This is achieved by minimizing the InfoNCE loss $\mathcal{L}_{\text{InfoNCE}} = \mathcal{L}_v + \mathcal{L}_t$. \mathcal{L}_v is the loss for matching images to text captions, and \mathcal{L}_t is for text-to-image matching. \mathcal{L}_v is defined as

$$\mathcal{L}_v = -\frac{1}{N} \sum_{i=1}^N \sum_{j=1}^N I_{ij} \log p_v(\mathbf{z}_i^v, \mathbf{z}_j^t; \tau) = -\frac{1}{N} \sum_{i=1}^N \sum_{j=1}^N I_{ij} \log \frac{\exp((\mathbf{z}_i^v \top \mathbf{z}_j^t) / \tau)}{\sum_{k=1}^N \exp((\mathbf{z}_i^v \top \mathbf{z}_k^t) / \tau)}, \quad (1)$$

where $(\mathbf{z}_i^v \top \mathbf{z}_j^t)$ is the cosine similarity between two ℓ_2 -normalized embedding vectors. τ is a (trainable) temperature parameter. I_{ij} is the element of an identity matrix \mathbf{I}_N with $I_{ii} = 1, \forall i$ and $I_{ij} = 0, \forall i \neq j$. Note p_v is normalized across \mathbf{z}_k^t for $k = 1, \dots, N$ in the denominator. Symmetrically, we define \mathcal{L}_t and p_t in the same way as Equation (1) except we normalize across \mathbf{z}_k^v .

Equation (1) is a rather redundant way of writing the InfoNCE loss, as I_{ij} are all zeros for unpaired image-text samples. However, this shows that InfoNCE is essentially the cross entropy between a one-hot distribution I_{ij} and the estimated probability $p_v(\mathbf{z}_i^v, \mathbf{z}_j^t; \tau)$. One-hot distribution assumes that within a batch of images and text captions, the only match for image \mathbf{v}_i is its paired text caption \mathbf{t}_i . However, as shown in Figure 1 and Table 1, this assumption is not true. Paired images and text captions are only loosely correlated. It is common that one image can match with several other texts and vice versa. The ground-truth match provided by the dataset is not the only sensible match between images and texts. One-hot labels are therefore noisy, leading to degraded learning performance.

3.2 MODELING THE PROBABILITY OF UNPAIRED IMAGE-TEXT MATCHING

To better capture the many-to-many relationship in image-text datasets, we modify InfoNCE in Equation (1) to consider the matching probability of unpaired images and texts. For a batch of N image-text pairs, we define $Y_i \in \{1, \dots, N\}$ as a random variable, and let $q_v(Y_i = j | \mathbf{v}_{1:N}, \mathbf{t}_{1:N})$ be the probability that image \mathbf{v}_i should be matched with text caption \mathbf{t}_j in the batch. We model this as

$$q_v(Y_i = j | \mathbf{v}_{1:N}, \mathbf{t}_{1:N}) = q_v(Y_i = i)I_{ij} + q_v(Y_i \neq i)M_{ij} = \alpha I_{ij} + (1 - \alpha)M_{ij} \quad (2)$$

where $M_{ij} := q_v(Y_i = j | Y_i \neq i, \mathbf{v}_{1:N}, \mathbf{t}_{1:N})$, $M_{ii} = 0 \forall i$ is the conditional probability of image \mathbf{v}_i being matched to \mathbf{t}_j given that it is not matched to text \mathbf{t}_i . For simplicity, we write $q_i^v(j) := q_v(Y_i = j | \mathbf{v}_{1:N}, \mathbf{t}_{1:N})$. $\alpha \in [0, 1]$ is the prior probability that image \mathbf{v}_i is matched with its paired text caption \mathbf{t}_i . α reflects the noise level in the dataset. In an ideal noiseless dataset, $\alpha = 1$, so $q_i^v(j) = I_{ij}$. This is the case where we should use the one-hot labels I_{ij} for contrastive learning. However, in image-text datasets, it is common for an unpaired text caption \mathbf{t}_j to be a better match for image \mathbf{v}_i , as shown in Table 1. In this case, $\alpha < 1$ and using I_{ij} as the target distribution is no longer accurate. So we generalize the InfoNCE loss in Equation (1) by replacing I_{ij} with the more generic $q_i^v(j)$ as

$$\mathcal{L}_v = -\frac{1}{N} \sum_{i=1}^N \sum_{j=1}^N [\alpha I_{ij} + (1 - \alpha) M_{ij}^v] \log p_v(\mathbf{z}_i^v, \mathbf{z}_j^t; \tau), \quad (3)$$

αI_{ij} provides supervision on paired image-text samples and $(1 - \alpha) M_{ij}^v$ supervises unpaired samples. The question is how do we estimate M_{ij}^v . A simple estimation is to let $M_{ij}^v = (1 - I_{ij}) / (N - 1) \forall i, j$ be a uniform distribution. This is equivalent to the *label smoothing* method proposed in (Szegedy et al., 2016). However, this completely ignores the contents of images $\mathbf{v}_{1:N}$ and texts $\mathbf{t}_{1:N}$.

3.3 MODELING WITH OPTIMAL TRANSPORT

To design a better method of estimating M_{ij}^v , we start from two intuitions: first, in a reasonable image-text dataset, there are no bad images or texts. We assume all the images and texts are equally matchable so they should have equal matching probabilities. Second, the matching probability from image \mathbf{v}_i to caption \mathbf{t}_j should depend on their similarity estimation S_{ij} . A relatively higher similarity S_{ij} should lead to higher matching probability M_{ij}^v . An estimation for M_{ij}^v that satisfies the two intuitions can be obtained by solving the following entropic optimal transport problem (Cuturi, 2013)

$$\mathbf{M}^{v*} = \arg \max_{\mathbf{M} \in \mathcal{M}} \langle \mathbf{M}, \mathbf{S}^v \rangle_F + \lambda H(\mathbf{M}). \quad (4)$$

$\mathbf{S}^v \in \mathbf{R}^{N \times N}$ is a similarity matrix whose elements S_{ij}^v denotes the similarity from \mathbf{v}_i to \mathbf{t}_j . We discuss how to compute \mathbf{S}^v in Section 3.4. $\langle \mathbf{M}, \mathbf{S}^v \rangle_F = \sum_{ij} M_{ij} S_{ij}^v$ is the Frobenius inner product between the similarity matrix \mathbf{S}^v and the matching plan \mathbf{M} . Maximizing this term ensures \mathbf{M} is similar to \mathbf{S}^v , *i.e.*, larger S_{ij}^v leads to larger M_{ij} and vice versa. Meanwhile, we add an entropy regularization on \mathbf{M} as $H(\mathbf{M}) = -\sum_{ij} M_{ij} \log M_{ij}$. This ensures that \mathbf{M} does not over concentrate on a few elements. We constrain the solution of Equation (4) to be a transportation polytope

$$\mathcal{M} = \{ \mathbf{M} \in \mathbb{R}_+^{N \times N} \mid \mathbf{M} \mathbf{1}_N = \frac{1}{N} \mathbf{1}_N, \mathbf{M}^\top \mathbf{1}_N = \frac{1}{N} \mathbf{1}_N \}. \quad (5)$$

This constraint ensures that the solution \mathbf{M}^{v*} satisfies the first intuition – all images and texts are equally important and should be matched with equal probabilities. Moreover, as proven in (Cuturi, 2013), the solution to Equation (4) takes the form of a normalized exponential matrix

$$\mathbf{M}^{v*} = \text{Diag}(\mathbf{r}) \exp(\mathbf{S}^v / \lambda) \text{Diag}(\mathbf{c}), \quad (6)$$

where $\mathbf{r}, \mathbf{c} \in \mathbf{R}^N$ are row and column normalization vectors and can be calculated through the iterative Sinkhorn-Knopp algorithm (Cuturi, 2013). The Sinkhorn-Knopp algorithm can be efficiently implemented on GPU and we provide a pseudo-code implementation in Appendix B.

From Equation (6), it is clear that \mathbf{M}^{v*} satisfies our second intuition that a similarity S_{ij} leads to higher matching probability since $M_{ij}^{v*} \sim \exp(S_{ij}^v / \lambda)$. The role of the entropic regularization is also clear. A larger λ or higher entropy regularization and leads to "softer" distribution for M_{ij}^{v*} . On the other hand, a smaller λ or lower entropy regularization leads to "harder" distribution for M_{ij}^{v*} .

3.4 COMPUTING THE SIMILARITY MATRIX

To compute the similarity from image \mathbf{v}_i to text \mathbf{t}_j , we can use a pair of teacher encoders $\tilde{f}_v(\cdot), \tilde{f}_t(\cdot)$ to compute ℓ_2 -normalized embeddings $\tilde{\mathbf{z}}_i^v, \tilde{\mathbf{z}}_j^t$. Denoting $\tilde{\mathbf{Z}}^v, \tilde{\mathbf{Z}}^t \in \mathbf{R}^{d \times N}$ as matrices whose columns are $\tilde{\mathbf{z}}_{1:N}^v, \tilde{\mathbf{z}}_{1:N}^t$ respectively, we compute the similarity matrix as

$$\mathbf{S}^v = \gamma_v \tilde{\mathbf{Z}}^{v\top} \tilde{\mathbf{Z}}^v + \gamma_t \tilde{\mathbf{Z}}^{t\top} \tilde{\mathbf{Z}}^t + \tilde{\mathbf{Z}}^{v\top} \tilde{\mathbf{Z}}^t - \eta \mathbf{I}_N. \quad (7)$$

The first term $\tilde{\mathbf{Z}}^{v\top} \tilde{\mathbf{Z}}^v \in \mathbf{R}^{N \times N}$ compares the image similarities, as $(\tilde{\mathbf{Z}}^{v\top} \tilde{\mathbf{Z}}^v)_{ij} = \tilde{\mathbf{z}}_i^{v\top} \tilde{\mathbf{z}}_j^v$ is the cosine similarity between image embeddings. Intuitively, it assumes that for a pair of similar images, it is likely that we can exchange their text captions. Similarly, $\tilde{\mathbf{Z}}^{t\top} \tilde{\mathbf{Z}}^t$ compares the text similarities.

It assumes that if a pair of text captions are similar, it is more likely that one text caption can match the other image. The term $\tilde{\mathbf{Z}}^v \tilde{\mathbf{Z}}^t$ considers the similarity between the image and text embeddings. Finally, $\eta \mathbf{I}_N$ with $\eta \rightarrow \infty$ ensures the diagonal terms of $\tilde{\mathbf{S}}^v$ are infinitely small. This effectively sets the diagonal terms of \mathbf{M}^{v*} to 0, which is necessary since M_{ij} is conditioned on $Y_i \neq i$.

There are several options to instantiate $\tilde{f}_v(\cdot)$ and $\tilde{f}_t(\cdot)$. The simplest option is to use the original image and text encoder $f_v(\cdot), f_t(\cdot)$ as $\tilde{f}_v(\cdot), \tilde{f}_t(\cdot)$. Alternatively, following recent works (He et al., 2020; Caron et al., 2021; Liu et al., 2021), $\tilde{f}_v(\cdot), \tilde{f}_t(\cdot)$ can share the same model architecture with $f_v(\cdot), f_t(\cdot)$, but their weights are updated as an exponential moving average as $\tilde{\theta} \leftarrow m\tilde{\theta} + (1-m)\theta$, where $\tilde{\theta}$ is the weight for $\tilde{f}_v(\cdot), \tilde{f}_t(\cdot)$, θ is the weight for $f_v(\cdot), f_t(\cdot)$, and m is a momentum parameter set to 0.999. Of course, we can also use trained image and text encoders such as CLIP for $\tilde{f}_v(\cdot)$ and $\tilde{f}_t(\cdot)$. We adopt the first two options in our paper, since we want to avoid using extra image-text pairs.

3.5 RELATIONSHIP WITH KNOWLEDGE DISTILLATION

OTTER is an extension of conventional knowledge distillation (KD) (Hinton et al., 2015). Equation (3) computes the cross entropy $H(q_i^v, p_i^v)$ between $q_i^v(j)$ and $p_i^v(j) := p_v(\mathbf{z}_i^v, \mathbf{z}_j^t; \tau)$, where $q_i^v(j)$ is the teacher distribution solved by OT and $p_i^v(j)$ is the student distribution with logits $(\mathbf{z}_i^{v\top} \mathbf{z}_j^t) / \tau$ computed by $f(\cdot)_v, f(\cdot)_t$. A more conventional way to compute KD’s teacher distribution is

$$q_v(\tilde{\mathbf{z}}_i^v, \tilde{\mathbf{z}}_j^t; \tau) = \frac{\exp((\tilde{\mathbf{z}}_i^{v\top} \tilde{\mathbf{z}}_j^t) / \tau)}{\sum_{k=1}^N \exp((\tilde{\mathbf{z}}_i^{v\top} \tilde{\mathbf{z}}_k^t) / \tau)}, \quad (8)$$

where $\tilde{\mathbf{z}}_i^v, \tilde{\mathbf{z}}_j^t$ are computed by the teacher $\tilde{f}_v(\cdot), \tilde{f}_t(\cdot)$. We can re-write Equation (8) in the matrix form as $\mathbf{Q}^v = \text{Diag}(\mathbf{r}) \exp(\tilde{\mathbf{Z}}^{v\top} \tilde{\mathbf{Z}}^t / \tau) \text{Diag}(\mathbf{c})$, where $r_i = 1$, and $c_i = 1 / \sum_{k=1}^N \exp((\tilde{\mathbf{z}}_i^{v\top} \tilde{\mathbf{z}}_k^t) / \tau)$. Note this teacher distribution has the same form as OTTER in Equation (6), but with two differences. First, OTTER’s similarity matrix $\tilde{\mathbf{S}}^v$ in Equation (7) have three more terms: $\gamma_v \tilde{\mathbf{Z}}^{v\top} \tilde{\mathbf{Z}}^v, \gamma_t \tilde{\mathbf{Z}}^{t\top} \tilde{\mathbf{Z}}^t, \eta \mathbf{I}_N$. In comparison, KD ignores image-image, text-text similarities and does not exclude diagonal terms. By setting $\gamma_v = \gamma_t = \eta = 0$, their similarity matrices are equivalent. Second, OTTER’s normalization vectors \mathbf{r}, \mathbf{c} in Equation (6) are solved with Sinkhorn-Knopp while for KD \mathbf{r}, \mathbf{c} are computed by a Softmax function. In fact, if we set the #iteration to 0 in Algorithm 2 (Appendix B), Sinkhorn-Knopp is equivalent to Softmax, as also noted by (Caron et al., 2021).

4 EXPERIMENTS

In this section, we discuss our experiments validating the effectiveness of OTTER. We open-sourced our code at <https://github.com/facebookresearch/OTTER>. To setup a baseline, we follow CLIP (Radford et al., 2021) to train an image and a text encoder to predict the pairing of image and text samples using the infoNCE loss. Since the dataset used by CLIP is not released, we train on three publicly available datasets, Conceptual Captions 3M (CC) (Sharma et al., 2018), Wikipedia-base Image-Text Dataset (WIT), and YFCC 15M (Thomee et al., 2016). We only train on images with English captions in all 10 partitions of the WIT dataset, resulting in 5M image-text pairs in total. Since the datasets we use are small ($\sim 100\times$ smaller than the one used by CLIP), we have to use pre-trained models to initialize the image and text encoders. Also, due to the datasets’ limited scale and concept coverage, models trained on CC or WIT do not perform well on domain-specific datasets such as Stanford Cars (Krause et al., 2013) and FGVC Aircraft (Maji et al., 2013). To test zero-shot recognition on *common visual concepts*, we evaluate our models on the test set of Google Open Image (GOI) (Kuznetsova et al., 2020), which contains 19,958 classes. We also evaluate on the test set of multi-labeled ImageNet 10K (10032 classes) dataset whose labels come from Tencent ML-Images (Wu et al., 2019a). Each image in ImageNet 10K is auto-labeled with highly-correlated class labels from GOI, alleviating the single-label issue of ImageNet 21K and 1K. To compare with previous ZSL methods (Norouzi et al., 2014; Frome et al., 2013; Wang et al., 2018; Liu et al., 2020), we report the ZSL performance of one of our models on ImageNet21K+1K.

Training: We adopt a training recipe similar to BiT’s finetuning strategy (Kolesnikov et al., 2020): We use SGD with an initial learning rate of $3e-3$, a cosine annealing scheduler, momentum 0.9, and no weight decay. Input images are resized to 256×256 and randomly cropped to 224×224 while test images are resized to 256×256 and center-cropped to 224×224 . We train on 8 V100 GPUs using Pytorch (Paszke et al., 2019) distributed data parallel with a total batch size of 512 (64 per GPU) for

10 epochs. While CLIP (Radford et al., 2021) computes InfoNCE using sub-batches on each GPU, we gather logits from all GPUs for OTTER and baselines.

Inference: For inference, we follow CLIP to compute the text embeddings for the target classes using the trained text encoder, and we use a prompt template of “a photo of {label}” to augment the label texts. Next, we fit a KNN using the text embeddings. Given an image, we find the top K nearest label embedding neighbors to the image embedding based on cosine similarity.

Evaluation: GOI (Kuznetsova et al., 2020) and ImageNet 10K from Tencent-ML-Images (Wu et al., 2019a) are multi-labeled. Following previous work on ZSL (Norouzi et al., 2014; Frome et al., 2013; Wang et al., 2018; Liu et al., 2020), we use flat hit @ k (FH@K) for evaluation. FH@K is the percentage of test images such that the top K predictions of the model overlap with true labels and is formally defined as $\frac{1}{N} \sum_{i=1}^N \mathbb{1}(\{f(\mathbf{v}_i)\}_K \cap L_i \neq \emptyset)$, where $\{f(\mathbf{v}_i)\}_K$ is the top K predictions for the i -th image and L_i is the set of true labels.

Table 2: FH@K on test sets of Google Open Images and ImageNet10K from Tencent-ML-Images.

Data	Image encoder	Text encoder	Method	GOI FH@K (%)			IN10K FH@K (%)		
				1	5	10	1	5	10
CLIP (400M)	ResNet50 ViT-B/32	CLIP Transformer	InfoNCE	26.5	54.0	64.3	20.1	44.8	56.4
				27.5	55.3	65.4	22.5	49.1	60.7
CC (3M)	Wide ResNet50x2	DeCLUTR -Sci-base	InfoNCE	28.6	58.6	69.8	11.0	29.9	40.6
	ResNet50		InfoNCE	26.8	55.1	66.4	10.9	29.4	40.5
			LS	26.3	55.9	67.5	10.1	29.6	39.8
			KD	26.7	55.3	67.1	10.0	27.5	38.5
			OTTER	29.1	59.6	70.9	12.0	31.8	42.1
	ResNet34		InfoNCE	22.8	50.0	61.5	7.9	23.7	33.0
			LS	19.8	46.9	59.2	6.7	21.9	31.9
			KD	21.1	47.9	59.8	7.3	23.0	32.5
			OTTER	24.2	52.6	64.4	9.0	25.6	35.4
	FBNetV3-A		InfoNCE	27.2	57.0	69.0	10.0	27.9	38.5
			LS	24.2	53.9	65.7	8.9	26.7	38.0
			KD	26.9	56.7	68.4	10.7	28.9	39.7
			OTTER	27.5	57.2	69.0	10.4	29.4	39.9
	FBNetV3-C		InfoNCE	25.7	54.3	66.1	8.7	25.8	35.8
			LS	24.8	54.0	66.1	9.7	26.8	37.6
			KD	26.6	55.8	67.6	10.5	28.2	38.9
			OTTER	27.5	57.6	69.1	10.4	28.7	39.4
	ResNet50		Sentence -BERT-base	InfoNCE	25.5	52.2	62.8	9.5	26.1
LS		24.5		50.8	61.6	9.3	26.7	37.0	
KD		25.6		52.3	62.4	9.8	26.2	36.0	
OTTER		26.1		53.1	63.4	9.9	26.6	36.6	
WIT (5M)	ResNet50	DeCLUTR -Sci-base	InfoNCE	13.5	34.0	44.8	6.3	19.2	27.8
			LS	14.3	35.5	46.2	6.4	19.8	28.9
			KD	14.4	35.0	45.9	6.2	19.3	28.0
			OTTER	14.5	36.4	47.7	6.2	19.8	29.0
YFCC (15M)	ResNet50	DeCLUTR -Sci-base	InfoNCE	18.8	42.9	53.6	8.9	26.3	36.9
			LS	19.6	44.9	55.7	9.8	28.2	38.8
			KD	19.5	43.5	54.2	8.9	26.0	36.7
			OTTER	20.6	45.4	55.9	9.3	27.4	38.1

4.1 COMPARING OTTER WITH BASELINES

To compare with OTTER, we include three baselines: 1) InfoNCE with hard labels; 2) InfoNCE with label-smoothing (LS) (Szegedy et al., 2016), as described in Section 3.2; 3) InfoNCE with knowledge distillation (KD) (Hinton et al., 2015), as described in Section 3.5. In addition to the experimental setting described above, we use the following OTTER hyper-parameters: we set the loss coefficient $\alpha = 0.5$, set $\gamma_v = \gamma_t = 1$ for the similarity matrix. We use the exponential-moving average (EMA) of the image/text encoders as teachers and set the EMA decay to 0.999. For Sinkhorn-Knopp, we set

Table 3: Flat hit @K on ImageNet 21K+1K.

Dataset	Image Encoder	Text Encoder	Method	Flat Hit@k(%)			
				1	2	5	10
IN1k (1.2M)	ResNet50	skip-gram skip-gram GloVe GloVe	DeViSE	0.3	0.9	2.2	3.6
			ConSE	0.1	1.5	3.5	4.9
			GCNZ	1.0	2.3	5.3	8.1
			HZSL	2.2	4.6	9.2	12.7
CC (3M)	FBNetV3-C	DeCLUTR-Sci-base	InfoNCE	3.2	4.8	8.8	12.9
			LS	3.4	5.1	9.4	13.7
			KD	3.6	5.4	9.7	14.0
			OTTER	3.7	5.5	9.9	14.3
CLIP (400M)	ResNet50	CLIP Transformer	CLIP	13.5	19.7	30.5	39.4
	ViT-B/32			15.3	22.2	33.9	43.3

$\lambda = 0.15$ and the number of iterations to 5. For the KD baseline, we also use EMA teacher and set $\alpha = 0.5$. For the label-smoothing baseline, we set $\alpha = 0.9$, which yields better results than $\alpha = 0.5$.

On CC, we train the image-text models based on four different pretrained image encoders: ResNet- $\{50, 34\}$ (He et al., 2016), FBNetV3- $\{A, C\}$ (Wu et al., 2019b; Wan et al., 2020; Dai et al., 2020), and two pretrained text encoders: DeCLUTR-Sci-base (Giorgi et al., 2020) pretrained on S2ORC (Lo et al., 2020) and Sentence BERT (Reimers & Gurevych, 2019) pretrained on SNLI (Bowman et al., 2015) and MultiNLI (Williams et al., 2018). We also train ResNet50 + DeCLUTR-Sci-base on the (partial) WIT (Srinivasan et al., 2021) and the YFCC15M (subset of YFCC 100M) (Thomee et al., 2016) datasets. We report FH@K=1, 5, 10 on the test sets of both GOI and multi-labeled ImageNet 10K (Wu et al., 2019a). As shown in Table 2, over the 42 evaluations on 7 different dataset-architecture settings x 6 metrics, OTTER outperforms (32) or ties (2) all other baselines in 34 of them. Compared with CLIP’s performance on the GOI test set, a ResNet50 trained by OTTER outperforms CLIP-RN50 by 2.6 pts FH@1 and by 6.6 pts FH@10. To further illustrate the significance of the performance gain, we show that a ResNet50 (25.6M params) trained with OTTER outperforms a Wide ResNet50x2 (68.4M params) trained with InfoNCE under the same setting.

For reference, to put OTTER in the context of traditional ZSL methods, we present FH@K results on zero-shot transfer to the ImageNet 21K+1K (Deng et al., 2009) dataset, which contains 21,841 classes in total. The result is reported in Table 3. With 400M image-text pairs, CLIP (Radford et al., 2021) vastly outperforms all other methods. ImageNet22K’s classes contain many uncommon words, such as scientific names of animals or medical terms. While not directly comparable with traditional ZSL methods due to differences in datasets used and model architectures, OTTER is significantly better than previous ZSL methods, beating the previous SotA, HZSL(Liu et al., 2020), by 68% relatively.

4.2 VISUALIZING OTTER

In order to check if the image/text matching found by OTTER is sensible, we provide visualizations of OTTER’s matching results. In Figure 3, we visualize the matching results on a small batch of 9 image-text pairs. We set $\alpha = 0.5$ for paired image-text samples, as shown in the diagonal elements in Figure 3. The off-diagonal elements are estimated by OTTER. Since the interpretation of the matching results are highly subjective, we leave the interpretation to readers.

Next, we use OTTER to process a larger batch of 512 image-text pairs. This is our batch size for training. We pick the top-8 largest off-diagonal pairs from the optimal transport result and show them in Figure 4. As we can see, in a large batch, we can easily find unpaired images and captions that turn out to be good matches. InfoNCE will simply regard these pairs as negative examples and push them away from each other while OTTER can better handle this by treating them as semi-positive pairs.

4.3 IMPORTANCE OF SIMILARITY MATRIX AND EMA

In Equation 7, we design the similarity matrix \mathbf{S}^v as the composition of image, text, and image-text similarity matrices. In Table 4, we show experiments to validate the effectiveness of this composition and the necessity of using EMA. There are various levels of performance drop when we don’t use the image or text similarities, or when EMA is turned off. Note that our baseline hyper-parameters are **different** from Table 2, so the accuracy is also different. We compare different settings using FH@K=1 on the GOI test set. More in-depth ablation studies are shown in Appendix A.

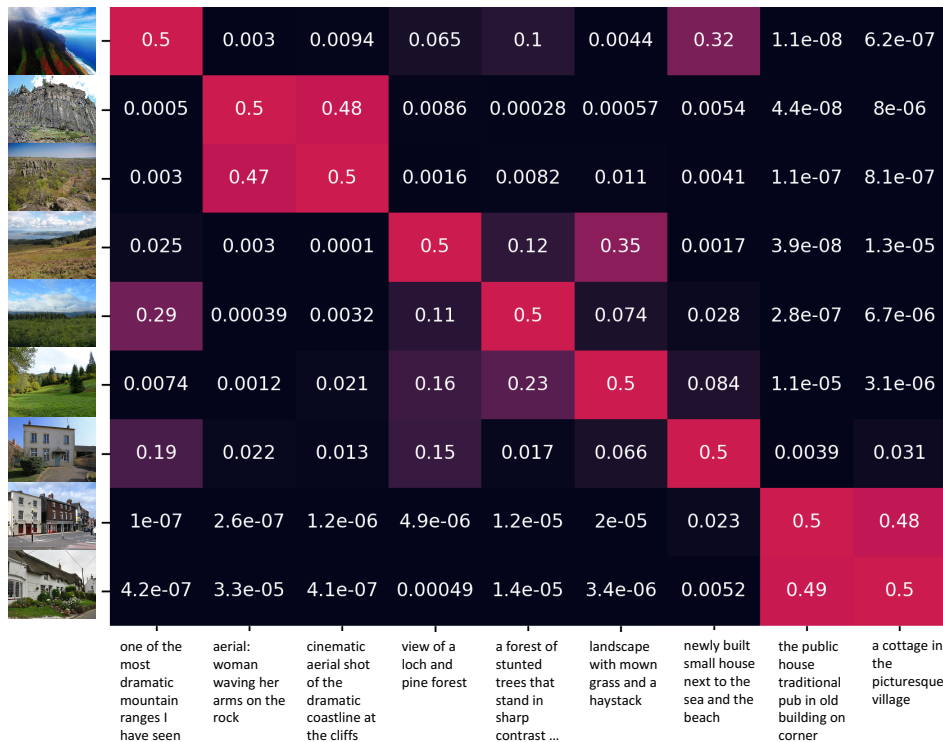


Figure 3: Visualization of OTTER’s matching on a batch of 9 image/text pairs.



Figure 4: Visualization of top-8 image-text pairs matched by OTTER in a batch of 512 samples. These image/text pairs are regarded as negative samples by InfoNCE.

Table 4: Validation of Similarity Matrix and EMA.

	α	γ_v	γ_t	EMA	λ	#iter	batch	FH@K=1
baseline	0.5	1.0	1.0	✓	0.1	4	512	31.0
similarity matrix	0.5	0.0	1.0	✓	0.1	4	512	28.8 (↓ 2.2)
	0.5	1.0	0.0	✓	0.1	4	512	27.8 (↓ 3.2)
	0.5	0.0	0.0	✓	0.1	4	512	26.1 (↓ 4.9)
EMA	0.5	1.0	1.0	✗	0.1	4	512	30.4 (↓ 0.6)

5 CONCLUSION

Image-text datasets collected from the Internet are noisy, and the InfoNCE loss used by previous works such as CLIP fails to recognize the potential matches between unpaired images and captions in a batch. As a solution, OTTER extends the InfoNCE loss to consider the many-to-many relationship between unpaired images and texts by computing a pair-wise similarity matrix and using entropic optimal transport to solve for the off-diagonal matching probabilities. OTTER outperforms (32) or ties (2) all other baselines on Google Open Images and ImageNet 10K in 34 out of 42 comparisons. In future research, we want to test the effectiveness of OTTER on larger datasets, such as CLIP 400M.

REFERENCES

- Zeynep Akata, Florent Perronnin, Zaid Harchaoui, and Cordelia Schmid. Label-embedding for attribute-based classification. *CVPR*, 2013.
- Zeynep Akata, Scott Reed, Daniel Walter, Honglak Lee, and Bernt Schiele. Evaluation of output embeddings for fine-grained image classification. *CVPR*, 2015.
- Yuki Markus Asano, Christian Rupprecht, and Andrea Vedaldi. Self-labelling via simultaneous clustering and representation learning. *arXiv preprint arXiv:1911.05371*, 2019.
- Hessam Bagherinezhad, Maxwell Horton, Mohammad Rastegari, and Ali Farhadi. Label refinery: Improving image classification through label progression. *arXiv preprint arXiv:1805.02641*, 2018.
- Samuel R. Bowman, Gabor Angeli, Christopher Potts, and Christopher D. Manning. A large annotated corpus for learning natural language inference. 2015.
- Mathilde Caron, Ishan Misra, Julien Mairal, Priya Goyal, Piotr Bojanowski, and Armand Joulin. Unsupervised learning of visual features by contrasting cluster assignments. *arXiv preprint arXiv:2006.09882*, 2020.
- Mathilde Caron, Hugo Touvron, Ishan Misra, Hervé Jégou, Julien Mairal, Piotr Bojanowski, and Armand Joulin. Emerging properties in self-supervised vision transformers. *arXiv preprint arXiv:2104.14294*, 2021.
- Jiacheng Chen, Hexiang Hu, Hao Wu, Yuning Jiang, and Changhu Wang. Learning the best pooling strategy for visual semantic embedding. In *IEEE Conference on Computer Vision and Pattern Recognition (CVPR)*, 2021a.
- Liqun Chen, Zhe Gan, Yu Cheng, Linjie Li, Lawrence Carin, and Jingjing Liu. Graph optimal transport for cross-domain alignment. *ICML*, 2020a.
- Liqun Chen, Zhe Gan, Dong Wang, Jingjing Liu, Ricardo Henao, and Lawrence Carin. Wasserstein contrastive representation distillation. *CVPR*, 2021b.
- Ting Chen, Simon Kornblith, Mohammad Norouzi, and Geoffrey Hinton. A simple framework for contrastive learning of visual representations. *ICML*, 2020b.
- Yen-Chun Chen, Linjie Li, Licheng Yu, Ahmed El Kholy, Faisal Ahmed, Zhe Gan, Yu Cheng, and Jingjing Liu. Uniter: Universal image-text representation learning. In *ECCV*, 2020c.
- Nicolas Courty, Rémi Flamary, Devis Tuia, and Alain Rakotomamonjy. Optimal transport for domain adaptation. *arXiv preprint arXiv:1507.00504v2*, 2016.
- Marco Cuturi. Sinkhorn distances: Lightspeed computation of optimal transport. *NeurIPS*, 2013.
- Xiaoliang Dai, Alvin Wan, Peizhao Zhang, Bichen Wu, Zijian He, Zhen Wei, Kan Chen, Yuandong Tian, Matthew Yu, Peter Vajda, et al. Fbnetv3: Joint architecture-recipe search using neural acquisition function. *arXiv preprint arXiv:2006.02049*, 2020.
- Bharath Bhushan Damodaran, Rémi Flamary, Vivien Seguy, and Nicolas Courty. An entropic optimal transport loss for learning deep neural networks under label noise in remote sensing images. *arXiv preprint arXiv:1810.01163*, 2018.
- Jia Deng, Wei Dong, Richard Socher, Li-Jia Li, Kai Li, and Li Fei-Fei. Imagenet: A large-scale hierarchical image database. pp. 248–255, 2009.
- Karan Desai and Justin Johnson. Virtex: Learning visual representations from textual annotations. *arXiv preprint arXiv:2006.06666*, 2020.
- Ingo Feinerer and Kurt Hornik. *wordnet: WordNet Interface*, 2020. URL <https://CRAN.R-project.org/package=wordnet>. R package version 0.1-15.

- Andrea Frome, Greg S. Corrado, Jonathon Shlens, Samy Bengio, Jeffrey Dean, Marc’ Aurelio Ranzato, and Tomas Mikolov. Devise: A deep visual-semantic embedding model. *NIPS*, 2013.
- John M Giorgi, Osvald Nitski, Gary D. Bader, and Bo Wang. Declutr: Deep contrastive learning for unsupervised textual representations. *arXiv preprint arXiv:2006.03659*, 2020.
- Raia Hadsell, Sumit Chopra, and Yann LeCun. Dimensionality reduction by learning an invariant mapping. *CVPR*, 2006.
- Kaiming He, Xiangyu Zhang, Shaoqing Ren, and Jian Sun. Deep residual learning for image recognition. *CVPR*, 2016.
- Kaiming He, Haoqi Fan, Yuxin Wu, Saining Xie, and Ross Girshick. Momentum contrast for unsupervised visual representation learning. *CVPR*, 2020.
- Geoffrey Hinton, Oriol Vinyals, and Jeff Dean. Distilling the knowledge in a neural network. *arXiv preprint arXiv:1503.02531*, 2015.
- Yasuhide Mori Hironobu, Hironobu Takahashi, and Ryuichi Oka. Image-to-word transformation based on dividing and vector quantizing images with words. In *in Boltzmann machines*, *Neural Networks*, pp. 405409, 1999.
- Chao Jia, Yinfei Yang, Ye Xia, Yi-Ting Chen, Zarana Parekh, Hieu Pham, Quoc V. Le, Yunhsuan Sung, Zhen Li, and Tom Duerig. Scaling up visual and vision-language representation learning with noisy text supervision. *arXiv preprint arXiv:2102.05918*, 2020.
- Armand Joulin*, Laurens van der Maaten*, Allan Jabri, and Nicolas Vasilache. Learning visual features from large weakly supervised data. In *ECCV*, 2016.
- Michael Kampffmeyer, Yinbo Chen, Xiaodan Liang, Hao Wang, Yujia Zhang, and Eric P. Xing. Rethinking knowledge graph propagation for zero-shot learning. *CVPR*, 2019.
- Andrej Karpathy, Armand Joulin, and Li Fei-Fei. Deep fragment embeddings for bidirectional image sentence mapping. In *Proceedings of the 27th International Conference on Neural Information Processing Systems - Volume 2, NIPS’ 14*, pp. 1889–1897, Cambridge, MA, USA, 2014. MIT Press.
- Alexander Kolesnikov, Lucas Beyer, Xiaohua Zhai, Joan Puigcerver, Jessica Yung, Sylvain Gelly, and Neil Houlsby. Big transfer (bit): General visual representation learning. *arXiv preprint arXiv:1912.11370*, 2020.
- Jonathan Krause, Michael Stark, Jia Deng, and Li Fei-Fei. 3d object representations for fine-grained categorization. In *4th International IEEE Workshop on 3D Representation and Recognition (3dRR-13)*, Sydney, Australia, 2013.
- Alina Kuznetsova, Hassan Rom, Neil Alldrin, Jasper Uijlings, Ivan Krasin, Jordi Pont-Tuset, Shahab Kamali, Stefan Popov, Matteo Mallocci, Alexander Kolesnikov, Tom Duerig, and Vittorio Ferrari. The open images dataset v4: Unified image classification, object detection, and visual relationship detection at scale. *IJCV*, 2020.
- Ang Li, Allan Jabri, Armand Joulin, and Laurens van der Maaten. Learning visual n-grams from web data. In *2017 IEEE International Conference on Computer Vision (ICCV)*, pp. 4193–4202, 2017. doi: 10.1109/ICCV.2017.449.
- Kunpeng Li, Yulun Zhang, Kai Li, Yuanyuan Li, and Yun Fu. Visual semantic reasoning for image-text matching. In *ICCV*, 2019.
- Shaoteng Liu, Jingjing Chen, Liangming Pan, Chong-Wah Ngo, Tat-Seng Chua, and Yu-Gang Jiang. Hyperbolic visual embedding learning for zero-shot recognition. *CVPR*, 2020.
- Yen-Cheng Liu, Chih-Yao Ma, Zijian He, Chia-Wen Kuo, Kan Chen, Peizhao Zhang, Bichen Wu, Zsolt Kira, and Peter Vajda. Unbiased teacher for semi-supervised object detection. *arXiv preprint arXiv:2102.09480*, 2021.

- Kyle Lo, Lucy Lu Wang, Mark Neumann, Rodney Kinney, and Daniel Weld. S2ORC: The semantic scholar open research corpus. In *Proceedings of the 58th Annual Meeting of the Association for Computational Linguistics*, pp. 4969–4983, Online, July 2020. Association for Computational Linguistics. doi: 10.18653/v1/2020.acl-main.447. URL <https://www.aclweb.org/anthology/2020.acl-main.447>.
- Jiasen Lu, Dhruv Batra, Devi Parikh, and Stefan Lee. Vilbert: Pretraining task-agnostic visiolinguistic representations for vision-and-language tasks. *arXiv preprint arXiv:1908.02265*, 2019.
- S. Maji, J. Kannala, E. Rahtu, M. Blaschko, and A. Vedaldi. Fine-grained visual classification of aircraft. Technical report, 2013.
- Mohammad Norouzi, Tomas Mikolov, Samy Bengio, Yoram Singer, Jonathon Shlens, Andrea Frome, Greg S. Corrado, and Jeffrey Dean. Zero-shot learning by convex combination of semantic embeddings. *ICLR*, 2014.
- Adam Paszke, Sam Gross, Francisco Massa, Adam Lerer, James Bradbury, Gregory Chanan, Trevor Killeen, Zeming Lin, Natalia Gimelshein, Luca Antiga, Alban Desmaison, Andreas Kopf, Edward Yang, Zachary DeVito, Martin Raison, Alykhan Tejani, Sasank Chilamkurthy, Benoit Steiner, Lu Fang, Junjie Bai, and Soumith Chintala. Pytorch: An imperative style, high-performance deep learning library. In H. Wallach, H. Larochelle, A. Beygelzimer, F. d'Alché-Buc, E. Fox, and R. Garnett (eds.), *Advances in Neural Information Processing Systems 32*, pp. 8024–8035. Curran Associates, Inc., 2019. URL <http://papers.neurips.cc/paper/9015-pytorch-an-imperative-style-high-performance-deep-learning-library.pdf>.
- Di Qi, Lin Su, Jia Song, Edward Cui, Taroan Bharti, and Arun Sacheti. Imagebert: Cross-modal pre-training with large-scale weak-supervised image-text data. *arXiv preprint arXiv:2001.07966*, 2020.
- Alec Radford, Jong Wook Kim, Chris Hallacy, Aditya Ramesh, Gabriel Goh, Sandhini Agarwal, Girish Sastry, Amanda Askell, Pamela Mishkin, Jack Clark, Gretchen Krueger, and Ilya Sutskever. Learning transferable visual models from natural language supervision. *arXiv preprint arXiv:2103.00020*, 2021.
- Vignesh Ramanathan, Percy Liang, and Li Fei-Fei. Video event understanding using natural language descriptions. In *2013 IEEE International Conference on Computer Vision*, pp. 905–912, 2013. doi: 10.1109/ICCV.2013.117.
- Nils Reimers and Iryna Gurevych. Sentence-bert: Sentence embeddings using siamese bert-networks. In *Proceedings of the 2019 Conference on Empirical Methods in Natural Language Processing*. Association for Computational Linguistics, 11 2019. URL <https://arxiv.org/abs/1908.10084>.
- Joshua Robinson, Ching-Yao Chuang, Suvrit Sra, and Stefanie Jegelka. Contrastive learning with hard negative samples. *arXiv preprint arXiv:2010.04592*, 2020.
- Bernardino Romera-Paredes and Philip H. S. Torr. An embarrassingly simple approach to zero-shot learning. *ICML*, 2015.
- Tim Salimans, Han Zhang, Alec Radford, and Dimitris N. Metaxas. Improving gans using optimal transport. *ICLR*, 2018.
- Mert Bulent Sariyildiz, Julien Perez, and Diane Larlus. Learning visual representations with caption annotations. *arXiv preprint arXiv:2008.01392*, 2020.
- Piyush Sharma, Nan Ding, Sebastian Goodman, and Radu Soricut. Conceptual captions: A cleaned, hypernymed, image alt-text dataset for automatic image captioning. In *Proceedings of ACL*, 2018.
- Richard Socher, Andrej Karpathy, Quoc V. Le, Christopher D. Manning, and Andrew Y. Ng. Grounded compositional semantics for finding and describing images with sentences. *Transactions of the Association for Computational Linguistics*, 2:207–218, 2014. doi: 10.1162/tacl_a_00177. URL <https://www.aclweb.org/anthology/Q14-1017>.

- Hwanjun Song, Minseok Kim, Dongmin Park, Yooju Shin, and Jae-Gil Lee. Learning from noisy labels with deep neural networks: A survey. *arXiv preprint arXiv:2007.08199*, 2020.
- Krishna Srinivasan, Karthik Raman, Jiecao Chen, Michael Bendersky, and Marc Najork. Wit: Wikipedia-based image text dataset for multimodal multilingual machine learning. *arXiv preprint arXiv:2103.01913*, 2021.
- Christian Szegedy, Vincent Vanhoucke, Sergey Ioffe, Jon Shlens, and Zbigniew Wojna. Rethinking the inception architecture for computer vision. In *Proceedings of the IEEE conference on computer vision and pattern recognition*, pp. 2818–2826, 2016.
- Bart Thomee, David A. Shamma, Gerald Friedland, Benjamin Elizalde, Karl Ni, Douglas Poland, Damian Borth, and Li-Jia Li. Yfcc100m: The new data in multimedia research. *Commun. ACM*, 59(2):64–73, jan 2016. ISSN 0001-0782. doi: 10.1145/2812802. URL <https://doi.org/10.1145/2812802>.
- Yonglong Tian, Dilip Krishnan, and Phillip Isola. Contrastive representation distillation. *arXiv preprint arXiv:1910.10699*, 2019.
- Alvin Wan, Xiaoliang Dai, Peizhao Zhang, Zijian He, Yuandong Tian, Saining Xie, Bichen Wu, Matthew Yu, Tao Xu, Kan Chen, et al. Fbnetv2: Differentiable neural architecture search for spatial and channel dimensions. In *Proceedings of the IEEE/CVF Conference on Computer Vision and Pattern Recognition*, pp. 12965–12974, 2020.
- Josiah Wang, Katja Markert, and Mark Everingham. Learning models for object recognition from natural language descriptions. In *Proceedings of the British Machine Vision Conference*, 2009.
- Xiaolong Wang, Yufei Ye, and Abhinav Gupta. Zero-shot recognition via semantic embeddings and knowledge graphs. *CVPR*, 2018.
- P. Welinder, S. Branson, T. Mita, C. Wah, F. Schroff, S. Belongie, and P. Perona. Caltech-UCSD Birds 200. Technical Report CNS-TR-2010-001, California Institute of Technology, 2010.
- Adina Williams, Nikita Nangia, and Samuel Bowman. A broad-coverage challenge corpus for sentence understanding through inference. In *Proceedings of the 2018 Conference of the North American Chapter of the Association for Computational Linguistics: Human Language Technologies, Volume 1 (Long Papers)*, pp. 1112–1122. Association for Computational Linguistics, 2018. URL <http://aclweb.org/anthology/N18-1101>.
- Baoyuan Wu, Weidong Chen, Yanbo Fan, Yong Zhang, Jinlong Hou, Jie Liu, and Tong Zhang. Tencent ml-images: A large-scale multi-label image database for visual representation learning. *IEEE Access*, 7, 2019a.
- Bichen Wu, Xiaoliang Dai, Peizhao Zhang, Yanghan Wang, Fei Sun, Yiming Wu, Yuandong Tian, Peter Vajda, Yangqing Jia, and Kurt Keutzer. Fbnet: Hardware-aware efficient convnet design via differentiable neural architecture search. *CVPR*, 2019b.
- Qizhe Xie, Eduard H. Hovy, Minh-Thang Luong, and Quoc V. Le. Self-training with noisy student improves imagenet classification. *CVPR*, 2020.
- Yuhao Zhang, Hang Jiang, Yasuhide Miura, Christopher D. Manning, and Curtis P. Langlotz. Contrastive learning of medical visual representations from paired images and texts. *arXiv preprint arXiv:2010.00747*, 2020.

A ABLATION STUDIES

In this section, we analyze the impact of hyper-parameters on the performance of OTTER in Table 5. Note that our baseline hyper-parameters are **different** from Table 2, so the accuracy is also different. We compare different settings using FH@K=1 on the GOI test set.

Table 5: Ablation studies. ResNet50 + DeCLUTR-Sci-base evaluated on GOI test set.

	α	γ_v	γ_t	EMA	λ	#iter	batch	FH@K=1
baseline	0.5	1.0	1.0	✓	0.1	4	512	31.0
α	0.1	1.0	1.0	✓	0.1	4	512	29.9 (↓ 1.1)
	0.9	1.0	1.0	✓	0.1	4	512	28.4 (↓ 2.6)
similarity matrix	0.5	0.0	1.0	✓	0.1	4	512	28.8 (↓ 2.2)
	0.5	1.0	0.0	✓	0.1	4	512	27.8 (↓ 3.2)
	0.5	0.0	0.0	✓	0.1	4	512	26.1 (↓ 4.9)
EMA	0.5	1.0	1.0	✗	0.1	4	512	30.4 (↓ 0.6)
Sinkhorn	0.5	1.0	1.0	✓	0.05	4	512	29.0 (↓ 2.0)
	0.5	1.0	1.0	✓	0.3	4	512	28.2 (↓ 2.8)
	0.5	1.0	1.0	✓	0.1	0	512	29.1 (↓ 1.9)
	0.5	1.0	1.0	✓	0.1	2	512	29.3 (↓ 1.7)
	0.5	1.0	1.0	✓	0.1	6	512	30.0 (↓ 1.0)
batch size	0.5	1.0	1.0	✓	0.1	4	256	25.6 (↓ 5.4)
	0.5	1.0	1.0	✓	0.1	4	768	28.1 (↓ 2.9)

Confidence in the image-text pairs: In Section 3.2, we define $\alpha = q_i^v(i)$ as the probability that the paired text caption is the correct match with the image. This reflects the confidence, or the noise level, in the ground truth pairs. We set $\alpha = 0.1, 0.5, 0.9$ in our experiment, and found that both lack of confidence (0.1) or over-confidence (0.9) can hurt the performance. Relatively, $\alpha = 0.9$ leads to worse performance, validating the necessity of mitigating label noise.

Image-to-image, text-to-text similarity: We included the image and text similarity when computing the pair-wise similarities for OT. The assumption is that samples with similar images or text captions are likely to share labels. To test this, we set γ_v, γ_t to 0 in the experiments. We found that both image-to-image and text-to-text similarity are helpful. Relatively, text similarity seems to be more important than image similarity, as removing text similarity leads to a larger performance drop.

Do we need EMA teacher? In the default setting, we used the exponential moving average of the image/text encoders to compute the similarity estimation. We test the alternative option of using the image/text encoders themselves, and found that this leads to a small accuracy drop (0.6 points).

Impact of optimal transport: One key component of OTTER is to use optimal transport to match images with text captions within a batch. However, do we really need optimal transport? To compute the teacher distillation, a simple alternative is to use a Softmax function. As we discussed in Section 3.5, Softmax is equivalent to our Sinkhorn-Knopp implementation when we set the number of iterations to 0. So we validate the necessity of optimal transport by setting the #iteration to 0, 2, 4, 6. Experiments show that using Softmax (0 iteration of Sinkhorn) leads to the worst performance (-1.9). This validates the necessity of using optimal transport to ensure all images and texts within a batch are matchable. Besides, using 2 (fewer) and 6 (more) iterations also lead to accuracy drops (-1.7, -1.0). Using more iterations of Sinkhorn leads to a more converged solution to the optimal transport problem, but this does not seem to be positively correlated with better performance. We also explored the impact of entropy regularization controlled by λ in Equation (6). Experiments show that the target distribution being too "hard" ($\lambda = 0.05$) or too "soft" ($\lambda = 0.30$) can hurt the performance.

Batch size: Previous works on contrastive learning show that a larger batch size raises the lower bound of mutual information (Hadsell et al., 2006) and leads to better performance (Chen et al., 2020b; He et al., 2020). However, for noisy image-text pairs, larger batch sizes can potentially bring more unpaired matches. We study the impact of batch sizes by setting it to 256, 512, 768 in the experiments. We find that both smaller (256) and larger (768) batch sizes lead to worse performance. We hypothesize that batch size needs to be co-adapted with hyper-parameter settings of α and λ .

α estimates the noise level, which is positively correlated with the batch size. λ yields different "softness" with different batch sizes. However, further investigation is required to validate this.

B PSEUDOCODE FOR OTTER

Algorithm 1: PyTorch Pseudocode for OTTER

```

# fs, ft: student and teacher model.
# tpi, tpd: learnable inverse temperature.
# eta: a large constant, e.g., 100.
# alpha: loss coefficient.
# I_N: NxN identity matrix.
# xent: cross entropy function.

for img, txt in loader:
    # Regular InfoNCE loss
    emb_v, emb_t = fs(img, txt) # normalized embeddings.
    logits = emb_v @ emb_t.T
    prob_v = Softmax(logits * tpi) # normalize over t.
    prob_t = Softmax(logits.T * tpi) # normalize over v.
    L_infoNCE = xent(prob_v, I_N) + xent(prob_t, I_N)

    # Similarity estimation
    emb_v_t, emb_t_t = ft(img, txt).detach() # stop gradient.
    sim_vv, sim_tt = emb_v_t @ emb_v_t.T, emb_t_t @ emb_t_t.T
    sim_vt, sim_tv = emb_v_t @ emb_t_t.T, emb_t_t @ emb_v_t.T
    S_v = sim_vv + sim_tt + sim_vt - eta * I_N
    S_t = sim_tt + sim_vv + sim_tv - eta * I_N

    # Optimal Transport Distillation
    M_v = sinkhorn(S_v)
    M_t = sinkhorn(S_t)
    L_d = xent(prob_v, M_v) + xent(prob_t, M_t)

    # Final loss
    loss = alpha * L_infoNCE + (1-alpha) * L_d
    update(fs, ft, tpi, tpd)

```

Algorithm 2: PyTorch Pseudocode for Sinkhorn-Knopp

```

def sinkhorn(S, lambda=0.15, niter=5):
    T = exp(S / lambda)
    T = T / T.sum()
    N = T.shape[0]

    # iterative row/column normalization
    for _ in range(niter):
        T /= (T.sum(dim=1, keepdim=True) * N) # row normalization
        T /= (T.sum(dim=0, keepdim=True) * N) # column normalization

    # Note if niter=0, this is equivalent to Softmax
    return T /= T.sum(dim=1, keepdim=True) # row normalization

```

C VARIANCE ANALYSIS

In our experiments, we noticed variance of experimental results with identical settings. To study this, we repeat the experiments in Table 2 with a ResNet50 image encoder and a DeCLUTR-Sci-base text encoder for 3 times each using different random seed to analyze the variance of the experiments. We noticed higher variance on GOI experiments. For example, for the FH@10 metric, the variance can be up to 1.88 pts. Note that the mean accuracy’s gap between OTTER and baselines are all significantly larger than the standard deviation, indicating that the performance improvement of OTTER is not a

result of randomness. However, such high variance is worth noting and requires future investigation on how to reduce it.

Table 6: Flat hit @K on test sets of Google Open Images and ImageNet10K from Tencent-ML-Images.

Data	Method	GOI FH@K (%)			IN10K FH@K (%)		
		1	5	10	1	5	10
CC (3M)	InfoNCE	27.1 ± 0.23	56.1 ± 0.92	66.4 ± 1.05	10.9 ± 0.38	29.4 ± 0.75	40.5 ± 0.76
	LS	26.7 ± 1.00	55.9 ± 1.31	67.5 ± 1.31	10.1 ± 0.67	29.6 ± 0.81	39.8 ± 1.03
	KD	26.7 ± 0.81	55.3 ± 1.67	67.1 ± 1.71	10.0 ± 0.75	27.5 ± 1.42	38.5 ± 1.14
	OTTER	28.6 ± 1.17	59.6 ± 1.71	70.9 ± 1.88	12.0 ± 0.31	31.8 ± 0.40	42.1 ± 0.26

D QUANTITATIVE ANALYSIS ON THE IMAGE-TEXT COMPOSITIONALITY ON CUB

ALIGN Jia et al. (2020) presents an interesting demonstration of the compositionality of image and text embeddings generated by language supervised vision models. On an image retrieval task, a query is formed by adding an image embedding vector to a text embedding vector. The returned image is expected to be similar to the image query and the text query. ALIGN demonstrates the compositionality by qualitatively showing several retrieval results, but does not provide any quantitative evaluations. In this paper, we design a preliminary benchmark based on the CUB dataset (Welinder et al. (2010)) to evaluate the image-text compositionality.

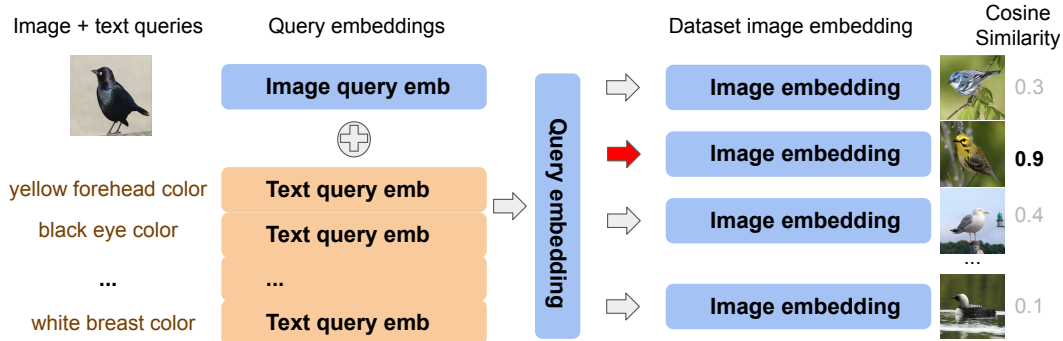


Figure 5: Illustration of the image + text -> image retrieval.

CUB (Welinder et al. (2010)) consists of 6033 bird images, and each image- i is annotated with a set of bird attributes, which we denote as A_i . In this dataset, there are in total 288 unique attributes. Given an image and several CUB bird attributes in text, we generate image and text embeddings using our pretrained models and add the embeddings together to form a query embedding vector. We use the query vector to match images in CUB, and choose the nearest neighbor, based on cosine similarity, as the retrieved image. This process is illustrated in Figure 5. To evaluate the retrieval quality, we compare the overlap between the retrieved image’s attributes with the image-text query’s attributes.

We now describe how we generate text queries in addition to an image query. Randomly adding text attributes to image queries may result in unmatchable queries. To ensure that the added text query is sensible and the combined image-text query can be matched to an image in the dataset, we obtain a text query with the following approach: We first select a pair of images, denoted as image- i and image- j . We use image- i as the image query, and let $Q^v = A_i$ be the image query’s attribute set. Then, to form the text query, we compare the differences of image- j and i , and let $Q^t = A_j - A_i$ be the text query’s attribute set. The combined image-text query should contain attributes $Q = Q^v \cup Q^t$. We show an example of image query, text query, and combined query in Figure 6. Following this process, we generate 1,000,000 image-text queries from randomly sampled image pairs from CUB where each image pair shares at least 10 common attributes. The image-text queries used in our experiment are provided in the attached file `image_text_query_list.txt` in the supplementary material.

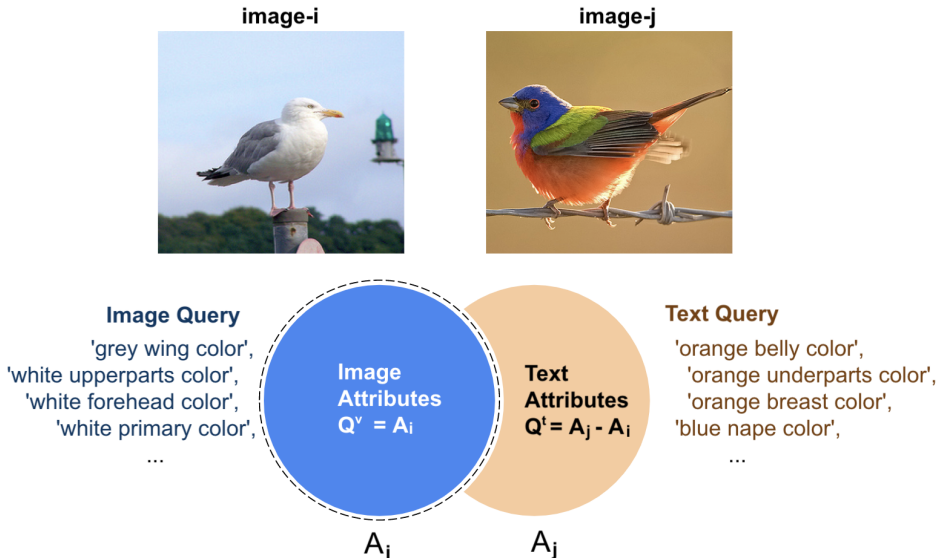


Figure 6: Image and text query example.

Table 7: Quantitative Vision-Language Compositionality Benchmark. OR represents Overlapping Rate, IOR represents Image Overlapping Rate, and TOR represents Text Overlapping Rate.

Model	Image Encoder	Text Encoder	Method	OR (%)	IOR (%)	TOR (%)
Baseline	-	-	-	27.7	31.3	23.2
CLIP	ResNet50	CLIP Transformer	InfoNCE	35.7	36.2	34.5
Ours	ResNet50	DeCLUTR -Sci-base	InfoNCE	34.5	33.6	36.8
			LS	34.2	33.6	35.8
			KD	33.2	32.9	34.4
			OTTER	34.7	33.9	36.7

Our evaluation measures the overlap between the retrieved image’s attribute set R_k with the image-text query set Q_k , image query set Q_k^i , text query set Q_k^t . Specifically, we compute: 1) the attributes overlapping rate (OR) $\frac{1}{N} \sum_{k=1}^N \frac{|Q_k \cap R_k|}{|Q_k|}$. This measures the retrieval quality for the combined image-text query. 2) the average image attributes overlapping rate (IOR) $\frac{1}{N} \sum_{k=1}^N \frac{|Q_k^i \cap R_k|}{|Q_k^i|}$. This evaluates if the returned image hits/misses attributes in the image query. 3) the average text attributes overlapping rate (TOR) $\frac{1}{N} \sum_{k=1}^N \frac{|Q_k^t \cap R_k|}{|Q_k^t|}$. This evaluates if the retrieved image hits/misses attributes of text queries. An ideal match should achieve higher scores in OR, IOR, and TOR simultaneously.

We report our results comparing with CLIP and other baselines in Table 7. First, we report the measurement of a random baseline. With this random baseline, for any image-text query, we return a random image from the dataset. We can see that this gives a non-trivial OR (27.7%), IOR (31.3%), and TOR (23.2%). This is not surprising because images in CUB have many overlapping attributes. However, although both CLIP and our models are never directly trained on CUB nor trained to predict bird attributes, their overlapping rates are significantly higher than the random baseline. CLIP achieves comparable accuracy with our models, with 1% higher OR, 2.3% higher IOR, and -2.2% lower TOR. Among different training methods, OTTER outperforms all baselines in OR and IOR, and achieves slightly worse (-0.1%) TOR than the InfoNCE baseline. Also note that our models achieve similar IOR and TOR, which shows both image and text queries are considered. This demonstrates good compositionality.

In Figure 7, we show qualitative results of our model trained by OTTER. For example, in the first row, we add *yellow forehead color, black eye color, yellow upper-parts color and yellow breast*

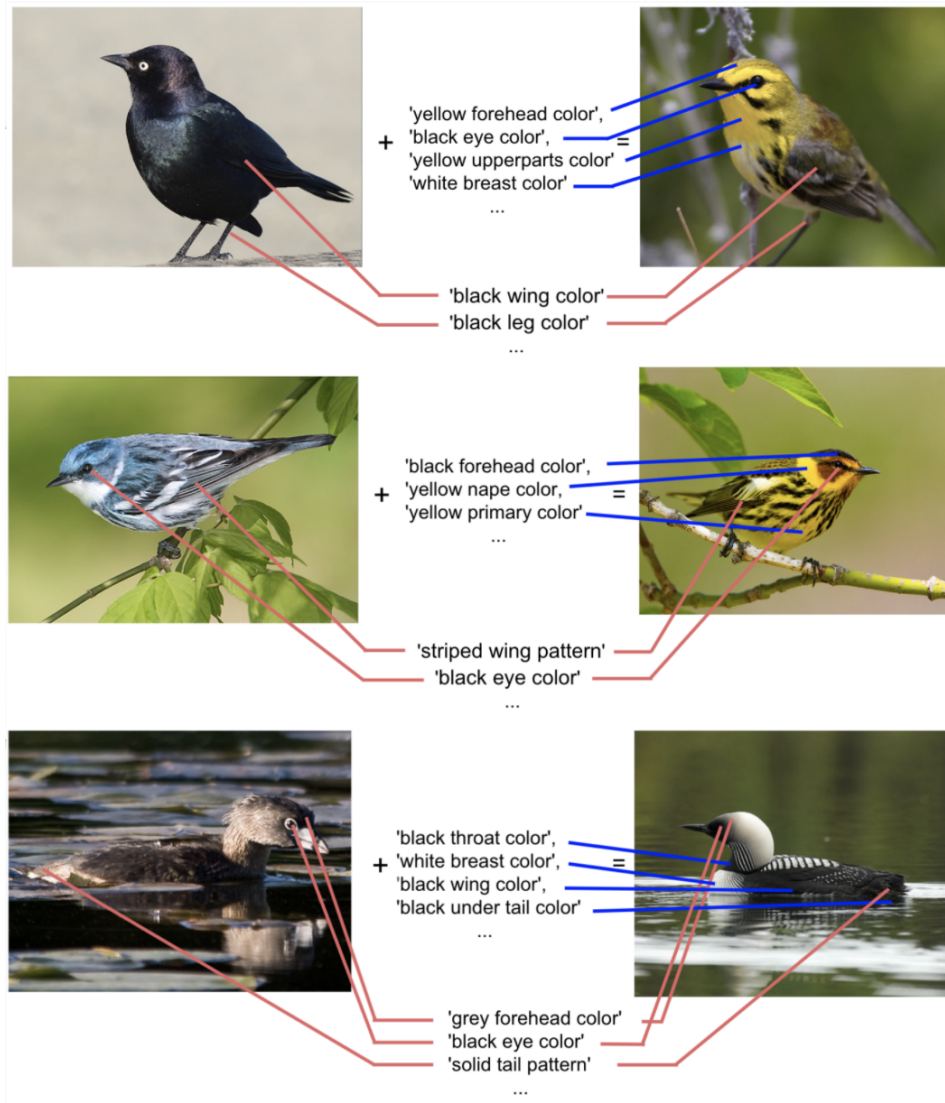


Figure 7: Qualitative results of text + image retrieval. Blue lines indicate texts attributes, and red lines indicate image attributes. For the demonstration purpose, we only label parts of the attributes that are easy to recognize.

color as text attributes to an image of a black bird. The retrieved bird image contains attributes from both image and text queries – it has *yellow body colors* while maintains *black leg* and *black wing* colors. From both quantitative and qualitative results, our model demonstrates good image-text compositionality.

E IMAGE ATTRIBUTIONS

1. Figure 1, Paul Bica, Coast of Kauai, Hawaii, CC BY 2.0
2. Figure 1, James St. John, Columnar-jointed rhyolitic obsidian lava flow, CC BY 2.0
3. Figure 1, Mordaka, QK9A1397, CC BY-SA 4.0
4. Figure 1, Alan Reid, Heathery moor on the flank of Stone Saul, CC BY-SA 2.0
5. Figure 1, Jimmy Emmerson, The Tormented Valley, CC BY-NC-ND 2.0
6. Figure 1, Roman Boed from The Netherlands, Black Forest- Meadow (10561897306), CC BY 2.0
7. Figure 1, Daniel Clerc / CC-BY-SA-3.0, 2013 bois herpin 013, CC BY-SA 3.0
8. Figure 1, Dave Bevis, 22 and 24 High Street, Newcastle-under-Lyme, CC BY-SA 2.0
9. Figure 1, Nilfanion, Thatched cottages in Coverack (8379), CC BY-SA 4.0
10. Figure 4, TheAHL, Chuck Kobasew (cropped), CC BY 2.0
11. Figure 4, Mark Mauno, Jasper Fitzi, CC BY 2.0
12. Figure 4, Famartin, 2020-04-27 18 55 23 A Calico cat looking for food in a kitchen in the Franklin Farm section of Oak Hill, Fairfax County, Virginia, CC BY-SA 4.0
13. Figure 4, Beth, Haircut-4, CC BY 2.0