
KGBOOST: A CLASSIFICATION-BASED KNOWLEDGE BASE COMPLETION METHOD WITH NEGATIVE SAMPLING

Yun-Cheng Wang

University of Southern California
Los Angeles, USA
yunchenw@usc.edu

Xiou Ge

University of Southern California
Los Angeles, USA
xiouge@usc.edu

Bin Wang

National University of Singapore
Singapore
bwang28c@gmail.com

C.-C. Jay Kuo

University of Southern California
Los Angeles, USA
cckuo@sipi.usc.edu

ABSTRACT

Knowledge base completion is formulated as a binary classification problem in this work, where an XGBoost binary classifier is trained for each relation using relevant links in knowledge graphs (KGs). The new method, named KGBoost, adopts a modularized design and attempts to find hard negative samples so as to train a powerful classifier for missing link prediction. We conduct experiments on multiple benchmark datasets, and demonstrate that KGBoost outperforms state-of-the-art methods across most datasets. Furthermore, as compared with models trained by end-to-end optimization, KGBoost works well under the low-dimensional setting so as to allow a smaller model size.

1 Introduction

Knowledge graphs (KGs) are structured representations of factual triples. A triple, denoted by (h, r, t) , describes the relationship, r , between the head entity, h , and the tail entity, t . Real-world KGs, such as Freebase [Bollacker et al., 2008], WordNet [Miller, 1995] and NELL [Carlson et al., 2010], contain millions of triples. Yet, most KGs still suffer from the problem of incompleteness, i.e., missing relation links between entities. For example, 71% of people in Freebase do not have the place of birth information [Dong et al., 2014]. Knowledge base completion aims at solving the incompleteness problem by predicting missing links based on existing ones.

The great majority of research on knowledge base completion focuses on learning effective embeddings for entities and relations through end-to-end optimization on a pre-defined score function. While entity embeddings represent entity locations in the vector space, the role played by relation embeddings is not easy to explain. Furthermore, since relation patterns may vary significantly in a KG, it is challenging to model relations using a single score function. Although KG embedding methods offer state-of-the-art performance, they are limited in several aspects: inadequacy in relation modeling, sensitivity to embedding dimensions, and incremental performance improvement with provision of negative samples. To address these shortcomings, a new method, called KGBoost, is proposed in our work, which adopts XGBoost [Chen and Guestrin, 2016] as a binary classifier for each relation. It is applied to prediction of missing links in KGs.

KGBoost attempts to find hard negative samples so as to train a powerful classifier for missing link prediction. Several unique characteristics of our work are summarized below.

- A modularized design is adopted by KGBoost, where each module can be trained separately.
- Instead of using a single score function, each relations is assigned a binary classifier to model the unique relation pattern in KGBoost.
- Several different negative sampling strategies for link prediction are explored and integrated in KGBoost.

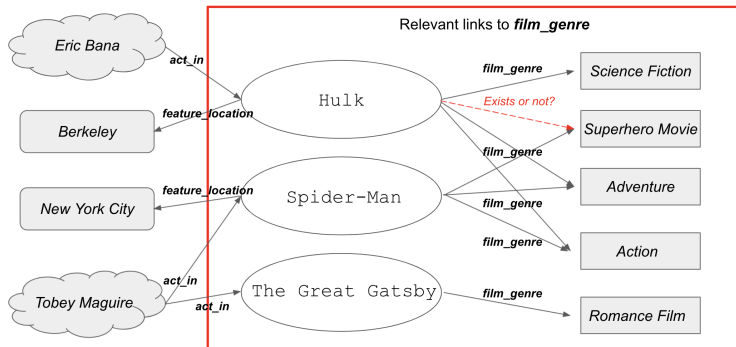


Figure 1: An example KG from Freebase.

We conduct experiments on multiple benchmark datasets, and demonstrate that KGBoost outperforms state-of-the-art methods across most datasets. Furthermore, as compared with models trained by end-to-end optimization, KGBoost works well under the low-dimensional setting so as to allow a smaller model size.

2 Motivation and Related Work

2.1 Motivation

Some KG embedding models such as TransE [Bordes et al., 2013] and RotatE [Sun et al., 2019] model relations as simple transformation from head entities to tail entities in the vector space. However, relation patterns vary even in a single KG, and fixed compositional relation patterns in TransE and RotatE have been challenged [Zhang et al., 2019]. Besides, KG embedding models are less expressive when the embedding dimension is lower [Dettmers et al., 2018]. To increase expressiveness of embedding models, embedding in the complex space [Sun et al., 2019, Trouillon et al., 2016] or a higher dimensional space [Zhang et al., 2019, Tang et al., 2019] were investigated.

Given a relation, there are two possible outcomes between a head entity and a tail entity; namely, the relation either exists or does not exist. Thus, a relation can be potentially modeled by a binary classifier. For example, as in Fig. 1, “*Is Hulk a superhero movie?*” is indeed a binary classification problem. We may articulate whether this is a good idea from a high-level view. First, each relation is modeled by an individual binary classifier and trained on links relevant to the relation. Second, the classifier-based approach can work well under the low-dimensional setting since each dimension represents a feature for the classifier. The classification performance is not sensitive to the feature number if discriminant features already exist. Finally, the modularized design allows KGBoost to have incremental performance improvement with provision of negative samples.

2.2 Link Prediction via KG Embedding

A great majority of existing work uses KG embedding to solve the link prediction problem. KG embedding models are typically trained by end-to-end optimization with a pre-defined score function $f(h, r, t)$ and a set of observed triples. Generally speaking, KG embedding models can be categorized into the following three types: distance-based, semantic-matching-based and classification-based.

Distance-based methods model entities as locations in the embedding space and relations as linear transformation between head and tail entities. One famous example is TransE [Bordes et al., 2013], which models relations as translational distances and minimizes $f(h, r, t) = \|\mathbf{h} + \mathbf{r} - \mathbf{t}\|$, where $\mathbf{h}, \mathbf{r}, \mathbf{t}$ are vectors to represent a triple (h, r, t) . Although TransE can capture compositionality of relations, it fails to model symmetric relations since $\mathbf{r} \approx \mathbf{0}$ for symmetric relations. TransH [Lin et al., 2015] and TransR [Lin et al., 2015] model symmetric relations by projecting entities to another hyperplane and vector space respectively. While these models can capture symmetric relations, they fail to preserve the compositional patterns. RotatE [Sun et al., 2019] extends embeddings to a complex space so that it can model symmetry, asymmetry, inversion, and compositional patterns of relations at the same time.

Semantic matching methods [Bordes et al., 2014] calculate the semantic similarities among triples (h, r, t) . The score function is often in form of $f(h, r, t) = \mathbf{h}^T \mathbf{M}_r \mathbf{t}$, where a matrix \mathbf{M}_r is used to model a relation. RESCAL [Nickel et al., 2011] suffers from model complexity and numerical instability caused by the relation matrices. DistMult [Yang et al., 2014] confines the relation matrices to be symmetric to reduce model complexity but it fails to model

asymmetric relations. ComplEx [Trouillon et al., 2016] extends DistMult from the real space to the complex space so that asymmetric relations can be modeled by the imaginary parts of embeddings.

Though distance- and semantic-matching-based methods are simple yet effective, they require high-dimensional embeddings to be expressive [Dettmers et al., 2018]. Therefore, classification-based methods exploit multi-layer neural networks to increase model expressiveness. ConvE [Dettmers et al., 2018] predicts missing links using 2D convolutional networks over entity and relation embeddings. InteractE [Vashishth et al., 2020] improves the performance by increasing feature interactions in convolutional layers. SACN [Shang et al., 2019] adopts graph convolutional network based encoder to capture the structural information in KGs and a convolutional-based decoder for link prediction. In this work, we adopt relation-specific classifiers $f_r(h, t)$ to model different patterns of relations. In addition, we adopt a modularized design to have incremental performance improvement with provision of negative samples.

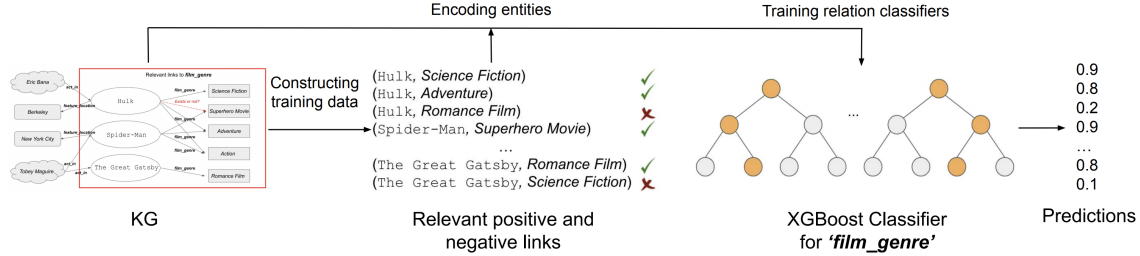


Figure 2: An overview of the KGBoost pipeline.

2.3 Negative Sampling

Negative sampling is important for KG applications since only observed triples are given in KGs. The closed world assumption suggests unobserved triples are all false. However, if KGs are incomplete under the open world assumption, unobserved triples might be missing rather than false. This is more reasonable in real world applications. Then, an accurate choice of a negative sampling subset can contribute to the performance of knowledge base completion models.

Negative samples are often obtained by corrupting a true triple, (h, r, t) , with a random head, (h', r, t) , or tail, (h, r, t') . It was proposed in Wang et al. [2014] to model the probability of corrupting heads or tails as a Bernoulli distribution to avoid false negatives. Adversarial learning with generative adversary networks (GANs) for the generation of negative samples were examined in Cai and Wang [2017], Wang et al. [2018]. That is, effective negative samples could be obtained through training another generator, $f_G(h', r, t')$, simultaneously. However, the GAN-based negative sample generator makes the original model more complex and difficult to train. To reduce the complexity of negative sampling, self-adversarial training was adopted in RotatE [Sun et al., 2019] to generate negative samples based on the original score function $f(h', r, t')$. In this work, we propose a simple yet effective negative sampling strategy that is tailored to the priors of the relations.

3 Proposed KGBoost Method

We use \mathcal{E} and \mathcal{R} to denote sets of entities and relations, respectively. A KG, which is represented by $\mathcal{F} = \{(h, r, t)\} \subseteq \mathcal{E} \times \mathcal{R} \times \mathcal{E}$, is a collection of factual triples, where $\forall h, t \in \mathcal{E}$ and $\forall r \in \mathcal{R}$. Furthermore, $\mathcal{G}^{(r)} = \{(h, t) \mid (h, r, t) \in \mathcal{F}\}$ is a collection of head-tail entity pairs connected by relation r . The proposed KGBoost method consists of three main steps: (1) constructing training data, (2) encoding entities, and (3) training relation classifiers as shown in Fig. 2. They are elaborated below.

3.1 Constructing Training Data

Constructing training data is important in KGBoost since the quality of the training set directly affects the performance of the classifiers. There are two criteria adopted to construct training data: 1) sufficient positive samples and 2) effective negative samples. Along this line, we propose to incorporate inference patterns between relations to augment positive samples and generate effective negative samples based on relation priors.

Relation Inference Since the classifier for each relation is trained independently, we consider inference patterns between relations to facilitate the first-order relation dependencies, i.e. subrelations. A relation, r_2 , is said to be a subrelation of relation r_1 if and only if $\forall (h, t) \in \mathcal{G}^{(r_2)} \rightarrow (h, t) \in \mathcal{G}^{(r_1)}$. However, due to the incompleteness of KG,

some (h, t) pairs in $\mathcal{G}^{(r_2)}$ might be missing in $\mathcal{G}^{(r_1)}$. Therefore, we define an inference index to decide whether r_2 is a subrelation to r_1 as

$$\text{infer}(r_1 | r_2) = \frac{|\mathcal{G}^{(r_1)} \cap \mathcal{G}^{(r_2)}|}{|\mathcal{G}^{(r_2)}|}, \quad (1)$$

r_2 is said to be a subrelation of r_1 if and only if $\text{infer}(r_1 | r_2) > \delta_{sub}$, where δ_{sub} is a threshold. We augment $\mathcal{G}^{(r_1)}$ to become $\mathcal{G}^{(r_1)} \cup \mathcal{G}^{(r_2)}$ if r_2 is a subrelation of r_1 . There are two possible scenarios where r_1 can borrow positive samples from r_2 as shown in Fig. 3.

In the first scenario, r_2 is a subrelation of r_1 , but r_1 is not a subrelation of r_2 . An example is ‘award_nominee’ and ‘award_winner’. If a person is the ‘award_winner’ of some awards, that person is also likely to be the ‘award_nominee’ for the same award. In this scenario, $\mathcal{G}^{(r_1)}$ is augmented to be $\mathcal{G}^{(r_1)} \cup \mathcal{G}^{(r_2)}$ but $\mathcal{G}^{(r_2)}$ stays the same. In the second scenario, r_2 is a subrelation of r_1 , and r_1 is also a subrelation of r_2 . r_1 and r_2 are either duplicate or they form a symmetric reciprocal pair, such as relation ‘friend_of’ and its inverse. Then, r_1 and r_2 will share the same positive training set $\mathcal{G}^{(r_1)} \cup \mathcal{G}^{(r_2)}$.

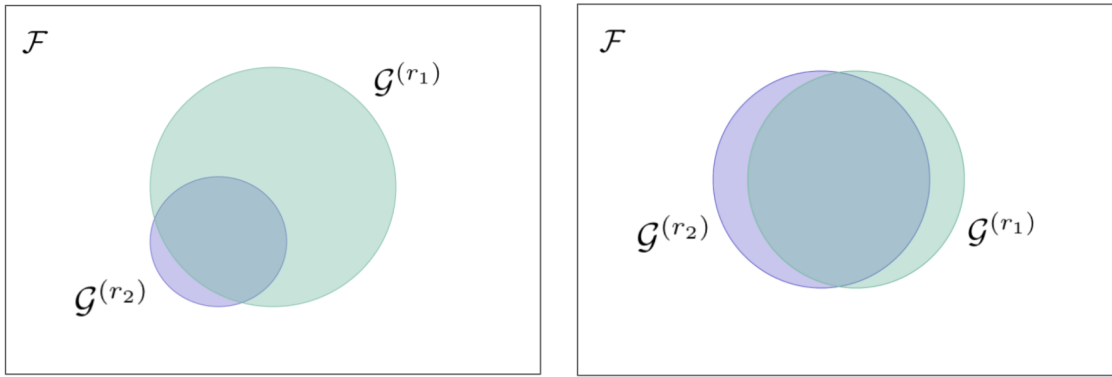


Figure 3: Illustrations of subrelation scenarios.

Negative Sampling based on Relation Priors. Generating negative samples is challenging for KGs since there are only observed positive triples. naïve negative sampling [Bordes et al., 2013] generates negative samples by corrupting the tail entity (or the head entity) of an observed sample (h, t) with a random entity. naïve negative sampling is defined as

$$\mathcal{N}_{naive}^{(r)}(h, t) = \{(h, t') \mid t' \in \mathcal{E}, (h, t') \notin \mathcal{G}^{(r)}\}. \quad (2)$$

Yet, negative samples in $\mathcal{N}_{naive}^{(r)}$ does not carry much semantics. For example, in Fig. 1, generating a naïve negative sample for Hulk in relation *film_genre* might yield (Hulk, *Tobey Maguire*), which is trivial. It does not contribute much for the models to predict movie genres. Instead, we look for a negative sample like (Hulk, *Romance Film*), which is more informative than the previous negative sample in movie genre prediction. Based on this observation, corrupted tail entities could be drawn from different subsets of entities for different relations based on the relation priors. More specifically, only entities that have been observed in $\mathcal{G}^{(r)}$, i.e. the range of relation r , are considered:

$$\text{range}(r) = \{t \mid \exists h \in \mathcal{E}, (h, t) \in \mathcal{G}^{(r)}\}. \quad (3)$$

A similar idea was mentioned in Krompaß et al. [2015], where it was called the local-closed world assumption (LCWA). LCWA assumes that head and tail entities of a specific relation are constrained by entity types. The type information in KGs is often missing [Huang et al., 2018] so that they use the set of existing head and tail entities, e.g. the range, as the constraint to generate negative samples. An obvious drawback of negative sampling based on LCWA is that it is likely to generate false negative samples. To mitigate this problem, we define the co-occurrence between two tail entities as the number of common heads in $\mathcal{G}^{(r)}$. Formally, co-occurrence between two tail entities, t and t' is defined as:

$$\text{co-occur}(t, t') = |\{h \mid (h, t) \in \mathcal{G}^{(r)} \wedge (h, t') \in \mathcal{G}^{(r)}\}|. \quad (4)$$

When the two tail entities t and t' are highly co-occurred, it’s likely that (h, t') is a false negative given $(h, t) \in \mathcal{G}^{(r)}$. Therefore, to generate a negative sample based on a positive sample, (h, t) , we exclude corrupted entities t' with

co-occur(t, t') larger than a threshold, δ_{rcwc} . As a result, the range-constrained with co-occurrence (rcwc) negative sampling can be formulated as

$$\mathcal{N}_{rcwc}^{(r)}(h, t) = \{(h, t') \mid t' \in \text{range}(r), (h, t') \notin \mathcal{G}^{(r)}\} \setminus \{(h, t') \mid \text{co-occur}(t, t') > \delta_{rcwc}\}. \quad (5)$$

3.2 Encoding Entities

Semantic representations for entities often carry rich information and thus, they are suitable to be the input features for classifiers. In distance-based KG embedding models, similar entities are likely to be clustered together in the vector space due to the design of the score functions. The clustering effect provides clear decision boundaries for classifiers. Therefore, we select two distance-based KG embedding models, TransE [Bordes et al., 2013] in the real space and RotatE [Sun et al., 2019] in the complex space, to encode entities. The distance functions are shown as below

- **TransE** [Bordes et al., 2013]

$$d_r(h, t) = \|\mathbf{h} + \mathbf{r} - \mathbf{t}\|, \quad (6)$$

- **RotatE** [Sun et al., 2019]

$$d_r(h, t) = \|\mathbf{h} \circ \mathbf{r} - \mathbf{t}\|^2. \quad (7)$$

The entity embeddings are then trained with the negative log likelihood loss as in [Sun et al., 2019]:

$$\mathcal{L}_{emb} = -\log \sigma(\gamma - d_r(h, t)) - \sum_{i=1}^N p(h'_i, r, t'_i) \log \sigma(d_r(h'_i, t'_i) - \gamma), \quad (8)$$

where $\sigma(\cdot)$ is the sigmoid function, γ is a margin, (h'_i, r, t'_i) is the i -th negative sample, and $p(h'_i, r, t'_i)$ is the coefficient in self-adversarial negative sampling [Sun et al., 2019].

3.3 Training Relational Classifiers

Given a relation, there are two possible outcomes between a head entity and a tail entity; namely, the relation exists or does not exist. Thus, a binary classifier can be used to predict the probability for a link to exist in an entity pair. Typically, the number of negative samples is much higher than the number of positive samples in KGs, causing the problem of imbalanced training data.

Ensemble and tree-based classifiers can be used to solve pairwise matching problems and handle imbalance data [Fürnkranz, 2002, Cochinwala et al., 2001]. A powerful tree boosting classifier, XGBoost [Chen and Guestrin, 2016], is chosen as the relation classifier in this work. XGBoost is a scalable gradient tree boosting system that attempts to optimize the k -th tree estimator $f_k(\cdot)$ so as to minimize

$$\mathcal{L}^{(k)} = \sum_{n=i}^N l(y_i, \hat{y}_i^{(k-1)} + f_k([\mathbf{h}_i; \mathbf{t}_i])) + \Omega(f_k), \quad (9)$$

where $\Omega(f_k)$ is a regularization term and

$$\hat{y}_i^{(k)} = \hat{y}_i^{(k-1)} + f_k([\mathbf{h}_i; \mathbf{t}_i])$$

is the prediction at the k -th iteration. We adopt the binary cross entropy loss commonly used in logistic regression

$$l(y_i, \hat{y}_i^{(k)}) = -y_i \log(\sigma(\hat{y}_i^{(k)})) - (1 - y_i) \log(1 - \sigma(\hat{y}_i^{(k)})) \quad (10)$$

The final prediction \hat{y}_i becomes

$$\hat{y}_i = \sigma\left(\sum_{k=1}^K f_k([\mathbf{h}_i; \mathbf{t}_i])\right). \quad (11)$$

Self-Adversarial Negative Sampling. We investigate the strategy to provide the classifiers easy negative samples in the early training stage and hard negative samples in the later training stage with self-adversarial negative sampling, denoted as \mathcal{N}_{adv} . For initial trees, we provide a classifier with \mathcal{N}_{naive} or \mathcal{N}_{rcwc} to build up its basic knowledge. As the

classifier acquires some basic information, we collect negative samples in \mathcal{N}_{naive} or \mathcal{N}_{rcwc} that are mis-classified by the initial estimators to form \mathcal{N}_{adv} . \mathcal{N}_{adv} is used to train estimators in the later iteration to correct the mistakes made by the initial estimators. In general, $\mathcal{N}_{adv} \subseteq \mathcal{N}_{rcwc} \subseteq \mathcal{N}_{naive}$. Thus, harder negative samples are given in the training process under self-adversarial negative sampling.

LCWA-based Prediction. We adopt LCWA proposed in Krompaß et al. [2015] for link prediction. When predicting missing links for relation r in the inference stage, we only consider entities in $range(r)$. For example, we do not consider *Tobey Maguire* when predicting tails for relation *film_genre* because *Tobey Maguire* has never appeared as a movie genre. It is worthwhile to point out that not all relations satisfy LCWA. To address it, we further define a local-closed world (*lcw*) index to check whether a relation satisfies LCWA. To calculate $lcw(r)$, we split $\mathcal{G}^{(r)}$ into stratified K folds, iterate through each fold, and accumulate the number of samples that contain tail entities that do not exist in other folds. The accumulated number is divided by the total sample number in $\mathcal{G}_{(r)}$ to yield $1 - lcw(r)$. For triple (h_i, r, t_i) , the final score function of link prediction can be written as

$$f_r(h_i, t_i) = \begin{cases} \mathbb{1}(\{t_i \in range(r)\})\hat{y}_i & lcw(r) > \delta_{lcw} \\ \hat{y}_i & \text{otherwise} \end{cases} \quad (12)$$

where δ_{lcw} is a threshold and $\mathbb{1}\{\cdot\}$ is an indicator function.

4 Experiments

4.1 Experimental Setup

Datasets. We evaluate the proposed KGBoost method on four widely used link prediction datasets, WN18[Bordes et al., 2013], WN18RR[Dettmers et al., 2018], FB15K[Bordes et al., 2013], FB15k-237[Toutanova and Chen, 2015]. The statistics of the datasets are summarized in Table.1. WN18 and WN18RR are extracted from WordNet[Miller, 1995], a lexical database with conceptual entities and relations. Inversed relations in WN18 are removed to form WN18RR. FB15K and FB15k-237 are extracted from Freebase[Bollacker et al., 2008], an instance-level knowledge base. Near-duplicate and inversed relations in FB15K are removed to form FB15k-237.

Table 1: Statistics of link prediction datasets.

Dataset	#ent	#rel	#triples (train / valid / test)
WN18	40,943	18	141,442 / 5,000 / 5,000
WN18RR	40,943	11	86,835 / 3,034 / 3,134
FB15K	14,691	1,345	483,142 / 50,000 / 59,071
FB15k-237	14,541	237	272,115 / 17,535 / 20,466

Training Details. We determine optimal hyper-parameters via grid search based on the MRR in the validation set with the following search values:

- negative sample size: 8, 16, 32, **64**.
- number of estimators: 300, 500, **1000**, 1500.
- max depth: 3, **5**, 7, 10.
- learning rate: 0.01, 0.05, **0.1**.

Hyper-parameters to be used in datasets extracted from Freebase and WordNet are marked in bold face and with an underbar respectively. The entity embedding dimension is set to 1,000 for Fb15K and FB15k-237, and 500 for WN18 and WN18RR. We denote KGBoost with TransE as KGBoost-T and with RotatE as KGBoost-R. We assign an individual classifier to each relation as well as its inverse relation to have maximum flexibility.

Evaluation Metrics. We evaluate the results using MR (Mean Rank), MRR (Mean Reciprocal Rank), and Hits@k (k=1, 3, and 10) under the filtered setting [Bordes et al., 2013]. That is, testing triples are ranked against all candidate triples that are not in training, validation, or testing set. Candidate triples are created by corrupting the tail entities in the testing triples. Since we assign classifiers for inverse relations, corrupting head entities is not required.

4.2 Experimental Results

Link prediction results for FB15K and WN18 are shown in Table 2, and results for FB15k-237 and WN18RR are shown in Table 3. KGBoost outperforms all state-of-the-art models on both datasets extracted from Freebase, FB15K and

Table 2: Link prediction results on FB15K and WN18.

	FB15K					WN18				
	MR	MRR	H@1	H@3	H@10	MR	MRR	H@1	H@3	H@10
TransE [Bordes et al., 2013]	-	0.463	0.297	0.578	0.749	-	0.495	0.113	0.888	0.943
DistMult [Yang et al., 2014]	42	0.798	-	-	0.893	655	0.797	-	-	0.946
ComplEx [Trouillon et al., 2016]	-	0.692	0.599	0.759	0.840	-	0.941	0.936	0.945	0.947
ConvE [Dettmers et al., 2018]	51	0.657	0.558	0.723	0.831	374	<u>0.943</u>	<u>0.935</u>	<u>0.946</u>	<u>0.956</u>
RotatE [Sun et al., 2019]	40	0.797	<u>0.746</u>	0.830	0.884	309	0.949	0.944	0.952	0.959
KGBoost-T (Ours)	15	<u>0.811</u>	0.739	<u>0.867</u>	0.915	<u>189</u>	0.820	0.703	0.936	0.951
KGBoost-R (Ours)	<u>16</u>	0.817	0.751	0.868	<u>0.914</u>	131	0.939	0.929	<u>0.946</u>	0.955

Table 3: Link prediction results on FB15k-237 and WN18RR.

	FB15k-237					WN18RR				
	MR	MRR	H@1	H@3	H@10	MR	MRR	H@1	H@3	H@10
TransE [Bordes et al., 2013]	357	0.294	-	-	0.465	3384	0.226	-	-	0.501
DistMult [Yang et al., 2014]	254	0.241	0.155	0.263	0.419	5110	0.43	0.39	0.44	0.49
ComplEx [Trouillon et al., 2016]	339	0.247	0.158	0.275	0.428	5261	0.44	0.41	0.46	0.51
ConvE [Dettmers et al., 2018]	244	0.325	0.237	0.356	0.501	4187	0.43	0.40	0.44	0.52
RotatE [Sun et al., 2019]	177	0.338	0.241	0.375	0.533	3340	<u>0.476</u>	<u>0.428</u>	<u>0.492</u>	0.571
SACN [Shang et al., 2019]	-	0.35	0.26	0.39	0.54	-	0.47	0.43	0.48	0.54
InteractE [Vashishth et al., 2020]	172	0.354	0.263	-	0.535	5202	0.463	0.43	-	0.528
KGBoost-T (Ours)	<u>78</u>	0.426	<u>0.335</u>	0.462	0.608	2405	0.265	0.062	0.445	0.544
KGBoost-R (Ours)	77	<u>0.425</u>	0.336	<u>0.460</u>	<u>0.606</u>	<u>2476</u>	0.478	0.436	0.493	<u>0.560</u>

FB15k-237, since most of the relations in instance-level knowledge graphs have a fixed subset of tail entities, i.e. range. For example, the relation *film_genre* has a fixed set of tail entities that contains only 123 movie genres while there are 14,541 entities in the knowledge base. Therefore, LCWA-based link prediction can help the model to rule out most of the irrelevant candidate triples. As the irrelevant candidate triples are ruled out, *rcwc* negative sampling $\mathcal{N}_{rcwc}^{(r)}$ is used to produce effective negative samples that can help the classifiers to separate the true triples from other candidate triples.

In WN18 and WN18RR, the conceptual relations don't have a fixed tail entity subset. Therefore, $\mathcal{N}_{rcwc} \approx \mathcal{N}_{naive}$ and is no longer able to generate effective negative samples. Therefore, we use \mathcal{N}_{adv} to iteratively provide negative samples that have been previously mis-classified by the classifiers. KGBoost achieves the state-of-the-art performance on WN18RR and comparable results to the state-of-the-art models on WN18.

In addition, TransE is known to have difficulties modeling symmetric relations [Wang et al., 2014, Lin et al., 2015, Sun et al., 2019] because embeddings for symmetric relations tend to be zero vectors to minimize the score function. This is clearly a shortcoming of modeling all triples with a single score function regardless of the relation patterns. On the contrary, each relation is modeled by a binary classifier in KGBoost-T so the symmetric patterns could be modeled. As a result, KGBoost-T has significant improvements over TransE on FB15K, WN18, and WN18RR, which contain many symmetric and inverse relations.

Embedding Dimension and Performance. As pointed out in Dettmers et al. [2018], distance-based KG embedding models, such as TransE and RotatE, require high embedding dimension for model expressiveness. However, with the modularized design, KGBoost can reach similar performance under low- and high-dimensional settings. We evaluate the performance of different models under different dimension settings in Fig. 4.

In WN18, KGBoost-R performs slightly worse than RotatE when the embedding dimension is high. However, under the low-dimensional setting ($d = 50$) KGBoost-R is able to slightly outperform RotatE. For TransE and KGBoost-T, performance for TransE starts to drop significantly when $d < 200$, while the performance degradation for KGBoost-T is not as severe as TransE.

In FB15k-237, both TransE and RotatE performance drop significantly under low-dimensional setting ($d = 100$). However, KGBoost-T and KGBoost-R remain nearly the same performance as under high-dimensional settings. For ConvE, since increasing embedding dimension will result in less interactions between features in the 2D convolutional

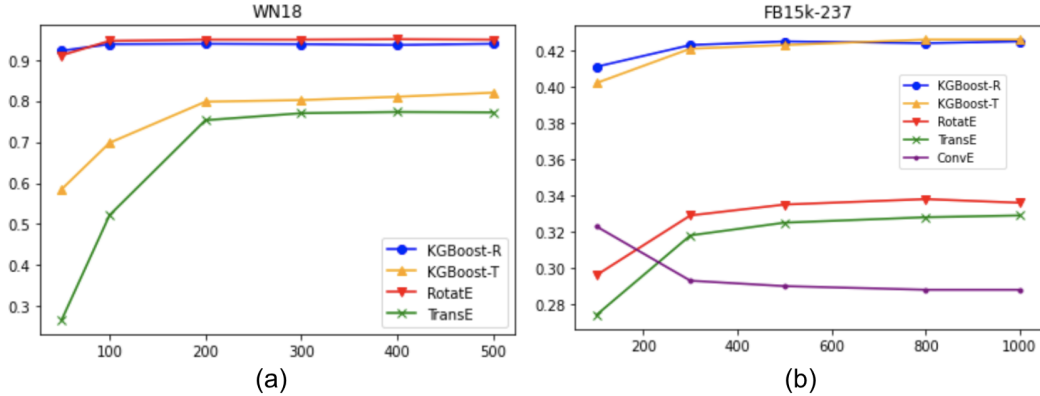


Figure 4: The performance curves as a function of the embedding dimension for (a) WN18 and (b) FB15k-237 in MRR.

kernels, ConvE performs worse when the embedding dimension is high. The results demonstrate that KGBoost is less sensitive to embedding dimension than previous methods.

Negative Sampling and Self-Adversarial Training. We investigate how different negative sampling strategies could affect the performance for RotatE and KGBoost-R in Table 4. \mathcal{N}_{adv} indicates self-adversarial setting is adopted. Self-adversarial settings have different definitions in RotatE and KGBoost. In RotatE, self-adversarial training [Sun et al., 2019] assigns higher weights to the negative samples that have smaller margins to the positive samples in the loss function. On the other hand, in KGBoost, self-adversarial negative sampling identify previously mis-classified negative samples and correct them when training boosting trees in the later iterations. Despite the different definitions, they both aim to gradually provide harder negative samples during training. When the models are trained with naïve negative samples, self-adversarial settings are able to correct previous mistakes by giving more emphasis on borderline cases and boost the performance for both models.

Table 4: Model performance for FB15k-237 under different negative sampling settings.

	RotatE		KGBoost-R	
	MRR	H@10	MRR	H@10
\mathcal{N}_{naive}	0.295	0.480	0.307	0.479
$\mathcal{N}_{naive} + \mathcal{N}_{adv}$	0.338	0.533	0.354	0.532
\mathcal{N}_{rcwc}	0.248	0.419	0.425	0.606
$\mathcal{N}_{rcwc} + \mathcal{N}_{adv}$	0.218	0.380	0.424	0.606

When the models are trained with *rcwc* negative samples, which are consider to carry more semantics than naïve negative samples, lack of trivial negative samples causes the poor performance for RotatE. On the other hand, since KGBoost uses pre-trained entity embeddings as input, trivial negative samples are widely separated from positive samples in the embedding space and no longer required. The modularized design of KGBoost allows to have incremental performance improvement with provision of effective negative samples.

Ablation Study. We evaluate how each module in KGBoost affects the performance in Table 5. Relation inference is incorporated to facilitate first-order dependencies between relations and is able to boost the performance from 0.327 to 0.425 for FB15k-237 and 0.469 to 0.478 for WN18RR in MRR. *rcwc* negative sampling incorporates relation priors to generate negative samples with semantics. It is able to boost the performance from 0.307 to 0.425 for FB15k-237 and 0.475 to 0.478 for WN18RR in MRR. LCWA-based prediction filters out irrelevant candidate triples during testing. It boosts the performance from 0.219 to 0.425 for FB15k-237 and 0.476 to 0.478 for WN18RR in MRR.

In general, KGBoost performs better on instance-level knowledge graphs, such as Freebase, than knowledge base with conceptual entities and relations, such as WordNet, because different relations in instance-level knowledge graphs have different priors, e.g. relation ranges. KGBoost is able to make specific prediction for each relation tailored to relation priors.

Table 5: Ablation study evaluated in MRR.

	WN18RR	FB15k-237
Complete KGBoost	0.478	0.425
w.o. relation inference	0.469	0.327
w.o. <i>rcwc</i> negative sampling	0.475	0.307
w.o. LCWA-based prediction	0.476	0.219

5 Conclusion and Future Work

In this paper, we propose KGBoost, a knowledge base completion method with a modularized design to model unique pattern of each relation. Different from previous KG embedding models using a single score function for all relations, we formulate link prediction in each relation as a binary classification problem and leverage XGBoost to predict missing links. Besides, range-constrained with co-occurrence (*rcwc*) negative sampling and self-adversarial negative sampling are proposed to generate effective negative samples. Experimental results show that KGBoost not only outperforms state-of-the-art methods in link prediction, but also works well under low-dimensional setting.

In the future, we aim to extend KGBoost to predict missing links for emerging entities and relations. Since KGs are constantly evolving, new entities and relations are introduced to the knowledge base frequently. When a new entity or relation is added, existing KG embedding models need to be re-trained on the entire KG again. In KGBoost, each relation classifier is trained separately and entity embeddings can be pre-trained. As a result, KGBoost has the potential to handle emerging entities and relations and can be extended to an inductive setting.

Reference

- Kurt Bollacker, Colin Evans, Praveen Paritosh, Tim Sturge, and Jamie Taylor. Freebase: a collaboratively created graph database for structuring human knowledge. In *Proceedings of the 2008 ACM SIGMOD international conference on Management of data*, pages 1247–1250, 2008.
- Antoine Bordes, Nicolas Usunier, Alberto Garcia-Duran, Jason Weston, and Oksana Yakhnenko. Translating embeddings for modeling multi-relational data. *Advances in neural information processing systems*, 26, 2013.
- Antoine Bordes, Xavier Glorot, Jason Weston, and Yoshua Bengio. A semantic matching energy function for learning with multi-relational data. *Machine Learning*, 94(2):233–259, 2014.
- Liwei Cai and William Yang Wang. Kbgan: Adversarial learning for knowledge graph embeddings. *arXiv preprint arXiv:1711.04071*, 2017.
- Andrew Carlson, Justin Betteridge, Bryan Kisiel, Burr Settles, Estevam R Hruschka, and Tom M Mitchell. Toward an architecture for never-ending language learning. In *Twenty-Fourth AAAI conference on artificial intelligence*, 2010.
- Tianqi Chen and Carlos Guestrin. Xgboost: A scalable tree boosting system. In *Proceedings of the 22nd acm sigkdd international conference on knowledge discovery and data mining*, pages 785–794, 2016.
- Munir Cochinwala, Verghese Kurien, Gail Lalk, and Dennis Shasha. Efficient data reconciliation. *Information Sciences*, 137(1-4):1–15, 2001.
- Tim Dettmers, Pasquale Minervini, Pontus Stenetorp, and Sebastian Riedel. Convolutional 2d knowledge graph embeddings. In *Thirty-second AAAI conference on artificial intelligence*, 2018.
- Xin Dong, Evgeniy Gabrilovich, Jeremy Heitz, Wilko Horn, Ni Lao, Kevin Murphy, Thomas Strohmman, Shaohua Sun, and Wei Zhang. Knowledge vault: A web-scale approach to probabilistic knowledge fusion. In *Proceedings of the 20th ACM SIGKDD international conference on Knowledge discovery and data mining*, pages 601–610, 2014.
- Johannes Fürnkranz. Pairwise classification as an ensemble technique. In *European Conference on Machine Learning*, pages 97–110. Springer, 2002.
- Zichao Huang, Bo Li, and Jian Yin. Knowledge graph embedding by learning to connect entity with relation. In *Asia-Pacific Web (APWeb) and Web-Age Information Management (WAIM) Joint International Conference on Web and Big Data*, pages 400–414. Springer, 2018.
- Denis Krompaß, Stephan Baier, and Volker Tresp. Type-constrained representation learning in knowledge graphs. In *International semantic web conference*, pages 640–655. Springer, 2015.

- Yankai Lin, Zhiyuan Liu, Maosong Sun, Yang Liu, and Xuan Zhu. Learning entity and relation embeddings for knowledge graph completion. In *Twenty-ninth AAAI conference on artificial intelligence*, 2015.
- George A Miller. Wordnet: a lexical database for english. *Communications of the ACM*, 38(11):39–41, 1995.
- Maximilian Nickel, Volker Tresp, and Hans-Peter Kriegel. A three-way model for collective learning on multi-relational data. In *Icml*, 2011.
- Chao Shang, Yun Tang, Jing Huang, Jinbo Bi, Xiaodong He, and Bowen Zhou. End-to-end structure-aware convolutional networks for knowledge base completion. In *Proceedings of the AAAI Conference on Artificial Intelligence*, volume 33, pages 3060–3067, 2019.
- Zhiqing Sun, Zhi-Hong Deng, Jian-Yun Nie, and Jian Tang. Rotate: Knowledge graph embedding by relational rotation in complex space. *arXiv preprint arXiv:1902.10197*, 2019.
- Yun Tang, Jing Huang, Guangtao Wang, Xiaodong He, and Bowen Zhou. Orthogonal relation transforms with graph context modeling for knowledge graph embedding. *arXiv preprint arXiv:1911.04910*, 2019.
- Kristina Toutanova and Danqi Chen. Observed versus latent features for knowledge base and text inference. In *Proceedings of the 3rd workshop on continuous vector space models and their compositionality*, pages 57–66, 2015.
- Théo Trouillon, Johannes Welbl, Sebastian Riedel, Éric Gaussier, and Guillaume Bouchard. Complex embeddings for simple link prediction. In *International conference on machine learning*, pages 2071–2080. PMLR, 2016.
- Shikhar Vashishth, Soumya Sanyal, Vikram Nitin, Nilesh Agrawal, and Partha Talukdar. Interact: Improving convolution-based knowledge graph embeddings by increasing feature interactions. In *Proceedings of the AAAI Conference on Artificial Intelligence*, volume 34, pages 3009–3016, 2020.
- Peifeng Wang, Shuangyin Li, and Rong Pan. Incorporating gan for negative sampling in knowledge representation learning. In *Proceedings of the AAAI Conference on Artificial Intelligence*, volume 32, 2018.
- Zhen Wang, Jianwen Zhang, Jianlin Feng, and Zheng Chen. Knowledge graph embedding by translating on hyperplanes. In *Proceedings of the AAAI Conference on Artificial Intelligence*, volume 28, 2014.
- Bishan Yang, Wen-tau Yih, Xiaodong He, Jianfeng Gao, and Li Deng. Embedding entities and relations for learning and inference in knowledge bases. *arXiv preprint arXiv:1412.6575*, 2014.
- Shuai Zhang, Yi Tay, Lina Yao, and Qi Liu. Quaternion knowledge graph embeddings. *arXiv preprint arXiv:1904.10281*, 2019.