

Looking Outside the Box to Ground Language in 3D Scenes

Ayush Jain^{†1}, Nikolaos Gkanatsios^{†1}, Ishita Mediratta^{§1,2},
Katerina Fragkiadaki¹

¹Carnegie Mellon University, ²Facebook AI Research

Abstract. Most language grounding models learn to select the referred object from a pool of object proposals provided by a pre-trained detector. This object proposal bottleneck is limiting because an utterance may refer to visual entities at various levels of granularity, such as the chair, the leg of a chair, or the tip of the front leg of a chair, which may be missed by the detector. Recently, MDETR [26] introduced a language grounding model for 2D images that does not have such a box proposal bottleneck; instead of selecting objects from a proposal pool, it instead decodes the referenced object boxes directly from image and language features, and achieves big leaps in performance. We propose a language grounding model for 3D scenes built on MDETR, which we call BEAUTY-DETR, from bottom-up and top-down DETR. BEAUTY-DETR attends on an additional object proposal pool computed bottom-up from a pre-trained detector. Yet it decodes referenced objects without selecting them from the pool. In this way it uses powerful object detectors to help ground language without being restricted by their misses. Second, BEAUTY-DETR augments supervision from language grounding annotations by configuring object detection annotations as language prompts to be grounded in images. The proposed model sets a new state-of-the-art across popular 3D language grounding benchmarks with significant performance gains over previous 3D approaches (12.6% on SR3D, 11.6% on NR3D and 6.3% on ScanRefer). It outperforms a straightforward MDETR for 3D point clouds method we implemented by 6.7% on SR3D, 11.8% on NR3D and 5% on ScanRefer benchmark. When applied on language grounding in 2D images, it performs on par with MDETR. We ablate each of the design choices of the model and quantify their contribution to performance. Code and checkpoints are available at https://github.com/nickgkan/beauty_detr.


1 Introduction

Consider Fig. 1. Despite the fact that the bottle may not be the most salient object to attract a viewer’s attention, the referential utterance “*bottle on top of*

[†]Equal contribution, order decided by `np.random.rand`

[§]Work done during an internship at CMU

3D Point clouds



2D Images



Fig. 1: **Language-modulated 3D (top) and 2D (bottom) detection with BEAUTY-DETR.** State-of-the-art object detectors often fail to localize small, occluded or rare objects (here they miss the clock on the shelf and the bottle on the cabinet). They operate bottom-up and carry out the same processing in each scene, independent of the language utterance. Language-driven attention in BEAUTY-DETR modulates the visual processing depending on the referential expression and recovers objects missed by the initial bottom-up detectors.

the bathroom vanity” suffices to direct her attention to the right place. Language directed attention helps us localize objects that our “bottom-up”, non task-directed perception may miss.

Machine language grounding models can similarly benefit from language-directed attention for detecting referred objects. Language-modulated grounding would adapt the visual processing of the input scene based on the language utterance. In contrast, bottom-up object detectors [45] apply the same computation in each scene, independent of the utterance, and can miss task relevant objects. Yet, almost all existing language grounding models in 2D and 3D scenes use object proposal bottlenecks: they select the answer from a pool of object proposals provided by the pre-trained object detector [11,25,27,13,20]. This means they cannot recover objects or parts that a bottom-up detector misses. This is limiting since small, occluded, or rare objects are hard to detect without task-driven guidance. For example, in Figure 1 middle, state-of-the-art 2D [45] and 3D [35] detectors similarly miss the clock on the shelf and the bottle on the bathroom vanity respectively.

Recently, Kamath et al. [26] introduced MDETR, a language grounding model for 2D images that does not have such a box proposal bottleneck. Instead, it decodes object boxes using a DETR [5] detection head and aligns them

to the relevant spans in the input utterance. The visual computation is modulated based on the input utterance through several layers of self-attention on a concatenation of language and visual features. MDETR achieves big leaps in performance in 2D language grounding over previous box-bottlenecked methods.

We propose a model for grounding referential utterances in 3D and 2D visual scenes that builds upon MDETR, which we call BEAUTY-DETR, as it uses both box proposals, obtained by a pre-trained detector “bottom-up”, i.e., without any language-guided modulation, and “top-down” guidance from the language utterance, to localize the relevant objects in the scene. BEAUTY-DETR uses box proposals obtained by a pre-trained detector as an additional input stream to attend on; however, it is not box-bottlenecked and still decodes objects with a detection head, instead of selecting them from the input box stream. Current object detectors provide a noisy tokenization of the input visual scene, that, as our experiments show, is a useful cue to attend on for multimodal reasoning. Second, BEAUTY-DETR augments grounding annotations by configuring annotations for object detection as detection prompts to be grounded in visual scenes. A detection prompt is a list of object category labels, e.g., “*Chair. Door. Person. Bed.*”, shown also in Figure 3. We train the model to ground detection prompts by localizing the labels that are present in the image, and learning to discard labels that are mentioned but do not correspond to any instances in the scene. Third, BEAUTY-DETR considers improved bounding box - word span alignment losses, that reduce noise during alignment of object boxes to noun phrases in the referential utterance.

We test BEAUTY-DETR on the 3D benchmarks of [2,6] and 2D benchmarks of [28,53]. In 3D environments, we set new state-of-the-art in the two benchmarks of Referit3D [2] and ScanRefer [6] and report significant performance boosts over all prior methods (12.6% on SR3D, 11.6% on NR3D and 6.3% on ScanRefer), as well as a direct MDETR-3D implementation of ours (6.7% on SR3D, 11.8% on NR3D and 5% on ScanRefer) that does not use a box proposal stream or detection prompts during training. In 2D images, our model obtains competitive performance with MDETR on RefCOCO, RefCOCO+ and Flickr30k, and requires less than half of the GPU training time due to the cheaper deformable attention in the visual stream. We ablate each of the design choices of the model to quantify its contribution to performance.

In summary, our contributions are: **(i)** A model that has SOTA performance across both 2D and 3D scenes with minor changes, dis-proving previous conjectures that “*2D-based (grounding) schemes are deficient for 3D language grounding, which requires carefully designed 3D modules*” [54,12]. Our work shows the opposite: modulated detection in 2D images can also work in 3D point clouds with appropriate visual encoder and decoder modifications. **(ii)** Augmenting supervision with detection prompts, attention on an additional input box stream and improved bounding box - word span alignment losses. These make BEAUTY-DETR outperform a direct equivalent of MDETR on all 3D benchmarks by large margins. **(iii)** Extensive ablations to quantify the contribution of different components of our model. We make our code

publicly available to encourage researchers to build upon our model https://github.com/nickgkan/beauty_detr.

2 Related work

Object detection with transformers Object detectors are trained to localize all instances of a closed set of object category labels in images and 3D point-clouds. While earlier architectures pool features within proposed boxes to decode objects and classify them into categories [16,33,44], recent methods pioneered by DETR [5] use transformer architectures where a set of object query vectors attend to the scene and among themselves to decode object boxes and their labels. DETR suffers from quadratic cost of within image features self attention. D(eformable)-DETR [57] proposes deformable attention, a locally adaptive kernel that is predicted directly in each pixel location without attention to other pixel locations, thus saving the quadratic cost of pixel-to-pixel attention, by noting that content-based attention does not contribute significantly in performance [56]. Our model builds upon deformable attention for feature extraction from RGB images. The works of [35] and [40] extend transformer encoders and detector heads to 3D point cloud input.

2D referential language grounding Referential language grounding [28] is the task of localizing the object(s) referenced in a language utterance. Most 2D language grounding models obtain sets of object proposals using pre-trained object detectors and the original image is discarded upon extraction of the object proposals [11,25,27,13,20]. Many approaches use multiple layers of attention to fuse information across both the extracted boxes and language utterance [36,8,50]. Neural symbolic methods infer programs of neural modules that are applied on the extracted box proposals and their color and shape descriptors [52,38]. These latter models have been mainly applied in domains where the computational graph to answer a question or find an object is well-defined such as CLEVR [23] or CLEVRER [51]. Modular network architectures [4,19,24,7] predict a computational graph given the input utterance and process the input image as directed by the inferred computational graph, which may involve applying detectors or masking operations in specific locations. They do not require an extraction of box proposals beforehand to select from.

Our work builds upon MDETR of Kamath et al. [26] that modulates visual processing through attention to the input language utterance and decodes objects from queries similar to DETR, without selecting from a pool of proposals.

3D referential language grounding has only recently gained popularity [6,2]. To the best of our knowledge, all related approaches are box-bottlenecked: they first extract 3D object proposals and then select one as their answer. Their pipeline can be decomposed into three main steps: i) Representation of object boxes as point features [50], segmentation masks [54] or pure spatial/categorical features [47]. ii) Encoding of language utterance using word embeddings [50,47] and/or

scene graphs [12]. iii) Fusion of the two modalities and scoring of each proposal using graph networks [21] or Transformers [50]. Most of these works also employ domain-specific design choices by explicitly encoding pairwise relationships [21,15,54] or by relying on heuristics, such as restricting attention to be local [55,54] and ignoring input modalities [47]. Such design choices prevent those architectures from being applicable to both the 3D and 2D domains simultaneously.

Due to the inferior performance of 3D object detectors in comparison to their 2D counterparts, popular benchmarks for 3D language grounding, such as Referit3D [2] provide access to ground-truth object boxes at test time. The proposed BEAUTY-DETR is the first 3D language grounding model that is evaluated on this benchmark without access to oracle 3D object boxes.

3 Method

We first describe MDETR [26] in Section 3.1. Then, we present BEAUTY-DETR’s architecture in Section 3.2, supervision augmentation with detection prompts in Section 3.3 and its training objectives in Section 3.4.

3.1 Background: MDETR

MDETR is a 2D language grounding model that take a referential utterance and an RGB image as input and localises in the image all objects mentioned in the utterance. MDETR encodes the image with a convolutional network [17] and the language utterance with a RoBERTa encoder [34]. It then fuses information across the language and visual features through multiple layers of self-attention on the concatenated visual and language feature sequences. In MDETR’s decoder, a set of query vectors iteratively attend to the contextualized visual features and self-attend to one another, similar to the DETR decoder of [5]. Finally, each query decodes a bounding box and a confidence score over each word in the input utterance, which associates the box to a text span.

The predicted boxes are assigned to ground-truth ones using a Hungarian matching, similar to [5]. Upon matching, the following losses are computed:

- A bounding box loss between predicted boxes and the corresponding ground-truth ones. This is a combination of L1 and generalized IoU [46] losses.
- A soft token prediction loss. A query matched to a ground-truth box is trained to decode a uniform distribution over the language token positions that refer to that object. Queries not matched to ground-truth targets are trained to predict a no-object label.
- Two contrastive losses between query and language token features. The first one, called *object contrastive loss*, pulls an object query’s features closer to the features of the corresponding ground-truth span’s word tokens, and further than all other tokens. The second one, called *token contrastive loss*, pulls the features of a ground-truth span’s token closer to the corresponding object query features, and further than all other queries.

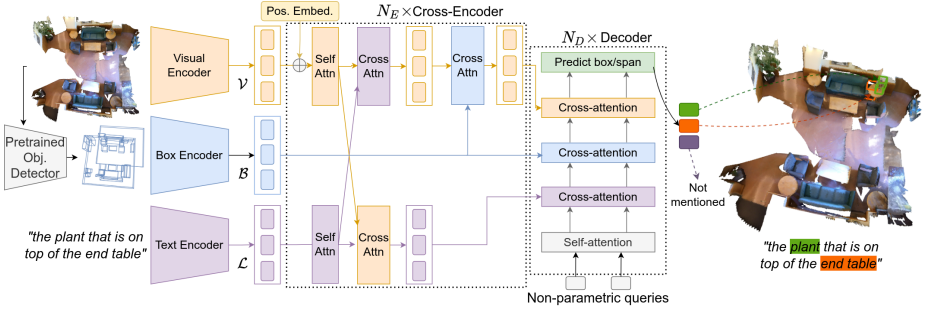


Fig. 2: **BEAUTY-DETR architecture.** Given a 3D scene and a language referential utterance, the model localizes all object instances mentioned in the utterance. A pre-trained object detector extracts object box proposals. The 3D point cloud, the language utterance and the labelled box proposals are encoded into corresponding sequences of point, word and box tokens using visual, language and box encoders, respectively. The three streams cross-attend and finally decode boxes and corresponding spans in the language utterance that the decoded box refers to.

3.2 Bottom-up Top-down DETR (BEAUTY-DETR)

The architecture of BEAUTY-DETR is illustrated in Figure 2. Given a referential language utterance, e.g., “find the plant that is on top of the end table” and a visual scene, which can be a 3D point cloud or a 2D image, BEAUTY-DETR is trained to localize all objects mentioned in the utterance. In the previous example, we expect one box for the “plant” and one for the “end table”. The model attends across image/point cloud, language and box proposal streams, then decodes the relevant objects and aligns them to input language spans.

Within-modality encoding In 2D, we encode an RGB image using a pre-trained ResNet101 backbone [18]. The 2D appearance visual features are added to 2D Fourier positional encodings, same as in [57, 22]. In 3D, we encode a 3D point cloud using a PointNet++ backbone [43]. The 3D point visual features are added to learnable 3D positional encodings, same as in [35]: we pass the coordinates of the points through a small multilayer perceptron (MLP). Let $\mathcal{V} \in \mathbb{R}^{n_v \times c_v}$ denote the visual token sequence, where n_v is the number of visual tokens and c_v is the number of visual feature channels.

The words of the input utterance are encoded using a pre-trained RoBERTa [34] backbone. Let $\mathcal{L} \in \mathbb{R}^{n_\ell \times c_\ell}$ denote the word token sequence.

A pre-trained 2D or 3D detector is used to obtain a set of 2D or 3D object box proposals, respectively, given the input 2D image or 3D point-cloud. Following prior literature, we use Faster-RCNN [45] for RGB images, pre-trained on a vocabulary of 1601 object categories on Visual Genome [29], and Group-Free detector [35] for 3D point clouds pre-trained on a vocabulary of 485 object

categories on ScanNet [9]. The detected 2D and 3D box proposals that surpass a detection threshold (0.50 in 2D and 0.25 in 3D) are encoded using a box proposal encoder, by mapping their spatial coordinates and categorical class information to an embedding vector each, and concatenating them to form an object proposal token. We use a pre-trained RoBERTa [34] backbone to encode the semantic categories of proposed boxes and freeze them during training. Let $\mathcal{O} \in \mathbb{R}^{n_o \times c_o}$ denote the object token sequence.

The 3D detector is trained on ScanNet and all 3D benchmarks we use are also ScanNet-based. This creates a discrepancy in the quality of the detector’s predictions between train and test time, as it is far more accurate on the training set. As a result, we find that BEAUTY-DETR tends to rely on the detector at training time and generalizes less at test time, where the detector’s predictions are much noisier. To mitigate this, we randomly replace 30% of the detected boxes at training time with random ones. This augmentation leads to stronger generalization when the detector fails to locate the target object. Note that this is not the case in 2D, where the detector is trained on a different dataset.

All visual, word and box proposal tokens are mapped using (different per modality) MLPs to same-length feature vectors.

Cross-modality Encoder The three input streams, i.e. visual, language and box proposals, interact through a sequence of N_E cross-attention layers. In each encoding layer, visual and language tokens cross-attend to one another and are updated using standard key-value attention. Then, the resulting language-conditioned visual tokens attend to the box proposal tokens. We also find it beneficial to have additional self-attention layers in the language and image streams. We use standard attention for both streams in 3D and deformable attention [57] for the visual stream in 2D.

In contrast to MDETR, BEAUTY-DETR keeps visual, language and box stream separate in the encoder instead of concatenating them. This enables us to employ deformable attention [57] in self and cross attention layers involving visual stream in 2D BEAUTY-DETR as it is only well-defined for 2D visual tokens. We do not use deformable attention in 3D BEAUTY-DETR, however we keep the same design to be consistent in both 2D/3D domains. In our experiments, we show that concatenation v/s keeping separate streams performs similarly in 3D.

Decoder BEAUTY-DETR decodes objects from contextualized features using non-parametric queries in both 2D and 3D, similar to [57,35]. Non-parametric queries are predicted by visual tokens from the current scene, in contrast to parametric queries used in DETR [5] and MDETR [26] that correspond to a learned set of vectors shared across all scenes.

Specifically, the contextualized visual tokens from the last multi-modality encoding layer predict confidence scores, one per visual token. The top- K highest scoring tokens are each fed into an MLP to predict a vector which stands for an *object query*, i.e., a vector that will decode a box center and size relative to the location of the corresponding visual token, similar to d-DETR [57]. The

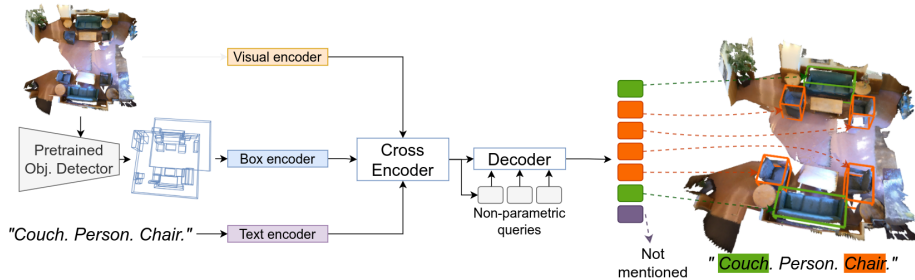


Fig. 3: **Augmenting grounding supervision with detection prompts.** A detection prompt is constructed by sequencing sampled object category labels (here couch, person and chair). The task is to localize all instances of mentioned objects and associate them with the correct span in the prompt. 50% of the sampled labels are negative, i.e. they have no corresponding ground-truth instance in the scene. The model learns not to associate these spans with predicted boxes.

query vectors are updated in a residual manner through N_D decoder layers. In each decoder layer, we employ four types of attention operations. First, the queries self-attend to one another to contextually refine their estimates. Second, they attend to the contextualized word embeddings to condition on the language utterance. Next, they attend to the box proposal tokens and then in the image or point visual tokens. At the end of each decoding layer, there is a prediction head that predicts a box center displacement, height and width vector, and a token span for each object query that localizes the corresponding object box and aligns it with the language input. We refer the reader to our Supplementary for more implementation details.

3.3 Augmenting grounding training data with detection prompts

Language grounding models have effectively combined supervision across referential grounding, caption description and question answering tasks [36,37], which is an important factor for their success. Object detection annotations have not been considered yet during such co-training. Yet, object detection is an instance of referential language grounding in which the utterance is a single word, namely, the object category label.

We cast object detection as grounding of detection prompts, namely, referential utterances comprised of a list of object category labels, as shown in Figure 3. Specifically, given the detector’s vocabulary of object category labels, we randomly sample a fixed number of them—some appear in the visual scene and some do not—and generate synthetic utterances by sequencing the sampled labels, e.g., “Couch. Person. Chair. Fridge.”, we call them detection prompts. We treat these prompts as referential utterances to be grounded: the task is to localize *all* object instances of the category labels mentioned in the prompt if they

appear in the scene. The sampling of negative category labels (labels for which there are no object instances present) operates as negative training: the model is trained to not match any boxes to the negative category labels. Details on this negative training can be found in the supplementary. In our experiments, we found supervision from detection prompts to give a performance boost in both 3D and 2D domains.

3.4 Supervision objectives

We supervise the outputs of all prediction heads in each layer of the decoder. We follow MDETR [26] in using Hungarian matching to assign a subset of object queries to the ground-truth object boxes and then compute the bounding box, soft token prediction and contrastive losses. Our bounding box and soft token prediction losses are identical to MDETR’s. However, we notice that MDETR’s contrastive losses do not compare all object queries and work tokens symmetrically. Specifically, the object contrastive loss supervises only the object queries that are matched to a ground-truth object box. On the other hand, the token contrastive loss includes only the tokens that belong to positive spans (noun phrases that have corresponding instances in the scene). As a result, object queries not matched to any ground-truth object box, are not pulled far from non-ground-truth spans, which means at inference object queries can be close to negative spans. We find this asymmetry to be suboptimal, as we show in our experiments.

To address this, we propose a symmetric alternative where the similarities between all object queries and language tokens are considered. We append the span “not-mentioned” to all input utterances. This acts as the ground-truth text span for all object queries that are not assigned to any of the ground-truth objects. The object contrastive loss now supervises all queries and considers the similarities with all tokens. We empirically find that gathering unmatched queries to “not mentioned” is beneficial. This is similar in principle to the soft token prediction loss, where unmatched queries have to predict “no object”. In fact, we find that this symmetric contrastive loss is sufficient for our model’s supervision, but we observe that co-optimizing for soft token prediction results in faster convergence.

4 Experiments

We test BEAUTY-DETR on grounding referential utterances in 3D point clouds and 2D RGB images. Our experiments aim to answer the following questions:

1. How does BEAUTY-DETR perform compared to the state-of-the-art in 3D and 2D language grounding?
2. How does BEAUTY-DETR perform compared to a straightforward extension of the 2D state-of-the-art MDETR [26] model in 3D?
3. How much, if any, attention to a bottom-up box proposal stream helps performance?

4. How much, if any, co-training for grounding detection prompts helps performance?
5. How much, if any, our variant of contrastive loss helps performance?

4.1 Language grounding in 3D point clouds

We test BEAUTY-DETR on SR3D, NR3D [2] and ScanRefer [6] benchmarks. All three benchmarks contain pairs of 3D point clouds of indoor scenes from ScanNet [9] and corresponding language referential utterances, and the task is to localize the objects referenced in the utterance. The utterances in SR3D are short and synthetic, e.g., *“choose the couch that is underneath the picture”*, while utterances in NR3D and ScanRefer are longer and more natural, e.g. *“from the set of chairs against the wall, the chair farthest from the red wall, in the group of chairs that is closer to the red wall”*. For fair comparison against previous methods, we train BEAUTY-DETR separately on each of SR3D, NR3D and ScanRefer. We augment supervision in each of the three datasets with ScanNet detection prompts. SR3D provides annotations for all objects mentioned in the utterance, so during training we supervise localization of all objects mentioned. In NR3D and ScanRefer, we use supervision for grounding only the referenced object.

All existing models that have been tested in SR3D or NR3D benchmarks are box-bottlenecked, namely, they are trained to select from a pool of box proposals. They all use **ground-truth 3D object boxes (without category labels)** as the set of boxes to select from. We thus consider two evaluation setups:

1. **det**: where we re-train previous models using their publicly available code and provide the same 3D box proposals we use in BEAUTY-DETR, obtained by the Group-Free 3D object detector [35] trained to detect 485 object categories in ScanNet (Section **det** in Table 1).
2. **GT**, where we use ground-truth 3D object boxes for our model and baseline (Section **GT** in Table 1).

Alongside previous existing models we also compare our model against our implementation of the MDETR model in 3D. This is similar to our model but without attention on a box stream, without co-training with detection prompts and with the original contrastive losses proposed by MDETR. We also replaced MDETR’s parametric object queries with non-parametric one—similar to our model—since they have been shown to be crucial for good performance in 3D [35,40]. We call this model **MDETR-3D**. For the sake of completeness, we do have a 3D version of MDETR that uses parametric queries in Table 2 and, as expected, it is significantly worse. MDETR does not use a pool of box proposals in any way and hence we cannot report results of MDETR-3D under **GT**.

We show quantitative results of our models against previous works in Table 1. We use top-1 accuracy metric, which measures the percentage of times we can find the target box with an IoU higher than the threshold. We report results with IoU@0.25 on SR3D and NR3D; and with both IoU@0.25 and IoU@0.5 on ScanRefer. Please refer to supplementary for more detailed results.

Method	SR3D		NR3D	ScanRefer (Val. Set)	
	Acc@0.25(det)	Acc.(GT)	Acc@0.25(det)	Acc@0.25(det)	Acc@0.5(det)
ReferIt3DNet [2]	27.7 [†]	39.8	24.0 [†]	26.4	16.9
ScanRefer [6]	-	-	-	35.5	22.4
TGNN [21]	-	45.0	-	37.4	29.7
3DRefTransformer [1]	-	47.0	-	-	-
InstanceRefer [54]	31.5 [‡]	48.0	29.9 [‡]	40.2	32.9
FFL-3DOG [12]	-	-	-	41.3	34.0
LanguageRefer [47]	39.5 [†]	56.0	28.6 [†]	-	-
3DVG-Transformer [55]	-	51.4	-	<u>45.9</u>	<u>34.5</u>
TransRefer3D [15]	-	57.4	-	-	-
SAT-2D [50]*	35.4 [†]	<u>57.9</u>	<u>31.7</u> [†]	44.5	30.1
MDETR-[26]-3D (our impl.)	45.4	-	31.5	47.2	31.9
BEAUTY-DETR (ours)	52.1	67.0	43.3	52.2	39.8

Table 1: **Results on language grounding in 3D point clouds.** We evaluate top-1 accuracy using ground-truth (GT) or detected (**det**) boxes. * denotes method uses extra 2D image features. [†] denotes evaluation with detected boxes using the authors’ code and checkpoints. [‡] denotes re-training using the authors’ code. For [55], we compare against their 3D-only version.

Model	Accuracy
BEAUTY-DETR	52.1
w/o visual tokens	41.9
w/o detection prompts	47.9
w/o box stream	51.0
with MDETR’s [26] contrastive loss	49.6
w/o detection prompts; w/o box stream; (MDETR [26]-3D)	45.4
with parametric queries; w/o detection prompts; w/o box stream; (MDETR [26]-3D-Param)	33.8
with concatenated Visual, Language and Object Streams	51.3

Table 2: **Ablation of design choices for BEAUTY-DETR on SR3D validation set.**

BEAUTY-DETR outperforms existing approaches as well as MDETR-3D by a large margin under both evaluation setups, **det** and **GT**. It also outperforms the recent SAT-2D [50] that uses additional 2D RGB image features during training. BEAUTY-DETR does not use 2D image features, but it can be easily extended to do so. We show qualitative results in Figure 4. For more qualitative results, please check the supplementary file.

Ablative analysis We ablate all our design choices for 3D BEAUTY-DETR on SR3D benchmark [2] in Table 2. We compare BEAUTY-DETR against the following variants:

- w/o visual tokens: an object-bottlenecked variant, which only attends to the language and box proposal streams and selects one box out of the proposals.
- w/o detection prompts: BEAUTY-DETR trained solely on SR3D grounding utterances.
- w/o box stream: BEAUTY-DETR without attention on the box stream.
- w/ MDETR’s contrastive loss: BEAUTY-DETR where we replace our modified contrastive loss with MDETR’s.

Method	RefCOCO			RefCOCO+			Training	Training
	val	testA	testB	val	testA	testB	Epochs	GPU Hours
UNITER.L [8]	81.4	87.0	74.2	75.9	81.5	66.7	-	-
VILLA.L [14]	82.4	87.5	74.8	76.2	81.5	66.8	-	-
MDETR [26]	86.8	89.6	81.4	79.5	84.1	70.6	40 + 5	5560
BEAUTY-DETR (ours)	85.9	88.5	81.5	78.2	82.8	70.0	12 + 5	2748

Table 3: **Results on language grounding in 2D RefCOCO and RefCOCO+ Datasets on Top-1 accuracy metric using standard val/testA/testB splits.** All training times are computed using same V100 GPU machines. Training epochs are written as $x + y$ where x = number of pre-training epochs and y = number of fine-tuning epochs. All reported results use ResNet101 backbone.

- w/o detection prompts, w/o box stream, w/ MDETR’s contrastive loss: an MDETR [26]-3D implementation.
- w/ parametric queries, w/o detection prompts, w/o box stream, w/ MDETR’s contrastive loss: an MDETR-3D implementation that uses parametric object queries, as in original MDETR.
- w/ concatenated visual, language and box streams: instead of attending to each modality separately, we concatenate the different streams along their sequence dimension.

The conclusions are as follows:

1. **Box bottlenecks hurt:** Models such as BEAUTY-DETR and MDETR-3D that decode object boxes instead of selecting them from a pool of given object proposals significantly outperform box-bottlenecked variants. BEAUTY-DETR outperforms by 10.2% an object-bottlenecked variant, that does not attend to 3D point features and does not decode boxes.
2. **BEAUTY-DETR outperforms MDETR-3D:** BEAUTY-DETR outperforms MDETR-3D by 6.7%.
3. **Attention on a box proposal stream helps:** Removing attention on the box stream causes an absolute 1.1% drop in accuracy.
4. **Co-training with detection prompts helps:** Co-training with detection prompts contributes 4.2% in performance (from 47.9% to 52.1%).
5. **BEAUTY-DETR’s contrastive loss helps:** Replacing our contrastive loss with MDETR’s results in drop of 2.5% in absolute accuracy.
6. **Concatenating Visual, Language and Object Streams performs worse than a model that has separate streams for each modality** Our motivation is to keep separate streams in 3D cross-modality encoder and decoder to be consistent with 2D BEAUTY-DETR as explained in Section 3.2. We additionally find that having separate streams gives a boost of 0.8%.

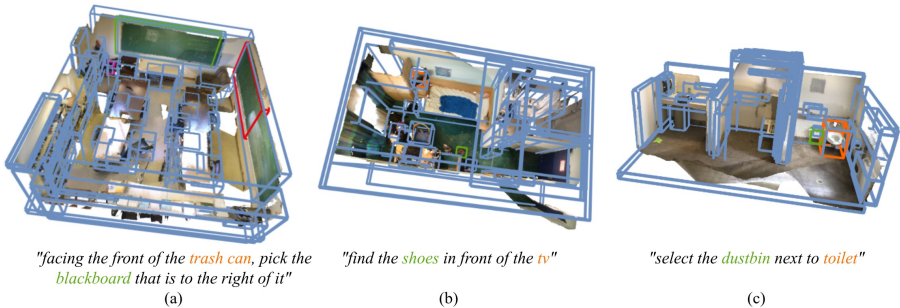


Fig. 4: **Qualitative results of BEAUTY-DETR in the SR3D benchmark.** Predictions for the target are shown in green and for other mentioned objects in orange. The detected proposals appear in blue. (a) The variant without box stream (red box) fails to exploit the information given by the detector, but BEAUTY-DETR succeeds. (b) The detector misses the “shoes” and any box-bottlenecked variant fails. (c) The detector is successful in finding the “dustbin”, still BEAUTY-DETR refines the box to get a more accurate bounding box.

Method	Val			Test			Training	Training
	R@1	R@5	R@10	R@1	R@5	R@10	Epochs	GPU hours
VisualBERT [30]	70.4	84.5	86.3	71.3	85.0	86.5	-	-
MDETR [26]	82.5	92.9	94.9	83.4	93.5	95.3	40	5480
BEAUTY-DETR (ours)	81.2	90.9	92.8	81.0	91.6	93.2	12	2688

Table 4: **Results on language grounding in Flickr30k 2D images.** We use Recall@k metric. All training times are computed using same V100 GPU machines.

4.2 Language grounding in 2D images

We test BEAUTY-DETR on the referential grounding datasets of RefCOCO [28], RefCOCO+ [53] and Flickr30k entities dataset [42]. We follow the pretrain-then-finetune protocol of MDETR and first pre-train on combined grounding annotations from Flickr30k [42], referring expression datasets [28,53,39], Visual Genome [29]. During pre-training the task is to detect all instances of objects mentioned in the utterance. Different than MDETR, we augment this supervision with detection prompts from the MS-COCO object detection dataset [32]. Following MDETR, we directly evaluate our pre-trained model on Flickr30k without any further fine-tuning and fine-tune for 5 epochs on Referential grounding datasets (RefCOCO and RefCOCO+).

We report top-1 accuracy on the standard val/testA/testB split of RefCOCO and RefCOCO+ in Table 3 and Recall metric with ANY-BOX protocol [30] on Flickr30k in Table 4. Our model and MDETR use the same 200k image-language pairs from COCO [32], Flickr30k [42] and Visual Genome [29]. VisualBERT [30] is trained on COCO captions. UNITER [8] and VILLA [14] use a larger dataset

Model	Accuracy
BEAUTY-DETR	79.4
w/o det prompts	77.0
w/o box stream w/o det prompts	76.3
w/o box stream w/o det prompts w/ MDETR's [26] contrastive	74.2

Table 5: **Ablation for BEAUTY-DETR on the RefCOCO validation set.**

of 4.4M pairs from COCO, Visual Genome, Conceptual-Captions [48], and SBU Captions [41]. In addition, we augment our training set with detection prompts from COCO. BEAUTY-DETR trains two times faster than MDETR while getting comparable performance. This computational gain comes mostly from deformable attention which is much cheaper than original visual self-attention that scales quadratically with the number of visual tokens, as already reported in [57]. However, running an ablation without deformable attention is computationally expensive and hence we omit it. For qualitative results, please see the supplementary file.

Ablative analysis We ablate our model in RefCOCO without pre-training in Table 5, since pre-training is computationally expensive due to the size of the combined datasets. Consistent with 3D, removing detection prompts results in an accuracy drop of 2.4%. Additionally removing attention to the box proposal stream results in a drop of 3.1% in accuracy. When replacing our contrastive loss with MDETR's, the model achieves 74.2%, resulting in an additional drop of 2.1% accuracy.

5 Conclusion

We present BEAUTY-DETR, a model for referential grounding in 3D and 2D scenes, that attends to language, visual and box proposal feature streams to decode objects mentioned in the referential utterance and align them to corresponding spans in the input. BEAUTY-DETR builds upon MDETR [26] and outperforms its straightforward MDETR-3D equivalent by a significant margin thanks to attention on labelled bottom-up box proposals, co-training with detection prompts and new contrastive losses, setting new state-of-the-art in two 3D language grounding benchmarks. BEAUTY-DETR is also the first model in 3D referential grounding that operates on the realistic setup of not having access to oracle object boxes, but rather detects them from the input 3D point cloud. Our model has two main limitations: a) The training time and resources required to pre-train on 2D domain still remains quite expensive, thus preventing us from doing detailed ablation study on all the design choices like we perform in 3D domain. b) While our model can work in both 3D and 2D with minimal changes, it does not support training on both 2D and 3D data jointly which could be very beneficial for low resource 3D domain. This is a clear avenue of future work.

References

1. Abdelreheem, A., Upadhyay, U., Skorokhodov, I., Yahya, R.A., Chen, J., Elhoseiny, M.: 3DRefTransformer: Fine-Grained Object Identification in Real-World Scenes Using Natural Language. In: Proc. WACV (2022) [11](#), [19](#)
2. Achlioptas, P., Abdelreheem, A., Xia, F., Elhoseiny, M., Guibas, L.: ReferIt3D: Neural Listeners for Fine-Grained 3D Object Identification in Real-World Scenes. In: Proc. ECCV (2020) [3](#), [4](#), [5](#), [10](#), [11](#), [18](#), [19](#), [20](#)
3. Anderson, P., He, X., Buehler, C., Teney, D., Johnson, M., Gould, S., Zhang, L.: Bottom-Up and Top-Down Attention for Image Captioning and Visual Question Answering. In: Proc. CVPR (2018) [18](#)
4. Andreas, J., Rohrbach, M., Darrell, T., Klein, D.: Learning to Compose Neural Networks for Question Answering. In: Proc. NAACL (2016) [4](#)
5. Carion, N., Massa, F., Synnaeve, G., Usunier, N., Kirillov, A., Zagoruyko, S.: End-to-End Object Detection with Transformers. In: Proc. ECCV (2020) [2](#), [4](#), [5](#), [7](#)
6. Chen, D.Z., Chang, A., Nießner, M.: ScanRefer: 3D Object Localization in RGB-D Scans using Natural Language. In: Proc. ECCV (2020) [3](#), [4](#), [10](#), [11](#), [18](#), [19](#), [20](#)
7. Chen, W., Gan, Z., Li, L., Cheng, Y., Wang, W., Liu, J.: Meta Module Network for Compositional Visual Reasoning. In: Proc. WACV (2021) [4](#)
8. Chen, Y.C., Li, L., Yu, L., Kholy, A.E., Ahmed, F., Gan, Z., Cheng, Y., Liu, J.: UNITER: UNiversal Image-TExt Representation Learning. In: Proc. ECCV (2020) [4](#), [12](#), [13](#)
9. Dai, A., Chang, A.X., Savva, M., Halber, M., Funkhouser, T.A., Nießner, M.: ScanNet: Richly-Annotated 3D Reconstructions of Indoor Scenes. In: Proc. CVPR (2017) [7](#), [10](#), [18](#)
10. Deng, J., Dong, W., Socher, R., Li, L.J., Li, K., Fei-Fei, L.: ImageNet: A large-scale hierarchical image database. In: Proc. CVPR (2009) [18](#)
11. Fang, H., Gupta, S., Iandola, F., Srivastava, R.K., Deng, L., Dollár, P., Gao, J., He, X., Mitchell, M., Platt, J.C., et al.: From Captions to Visual Concepts and Back. In: Proc. CVPR (2015) [2](#), [4](#)
12. Feng, M., Li, Z., Li, Q., Zhang, L., Zhang, X., Zhu, G., Zhang, H., Wang, Y., Mian, A.: Free-form Description Guided 3D Visual Graph Network for Object Grounding in Point Cloud. In: Proc. ICCV (2021) [3](#), [5](#), [11](#), [19](#), [20](#)
13. Fukui, A., Park, D.H., Yang, D., Rohrbach, A., Darrell, T., Rohrbach, M.: Multimodal Compact Bilinear Pooling for Visual Question Answering and Visual Grounding. In: Proc. EMNLP (2016) [2](#), [4](#)
14. Gan, Z., Chen, Y.C., Li, L., Zhu, C., Cheng, Y., Liu, J.: Large-Scale Adversarial Training for Vision-and-Language Representation Learning. In: Proc. NeurIPS (2020) [12](#), [13](#)
15. He, D., Zhao, Y., Luo, J., Hui, T., Huang, S., Zhang, A., Liu, S.: TransRefer3D: Entity-and-Relation Aware Transformer for Fine-Grained 3D Visual Grounding. In: Proc. ACM MM (2021) [5](#), [11](#), [19](#)
16. He, K., Gkioxari, G., Dollár, P., Girshick, R.B.: Mask R-CNN. In: Proc. ICCV (2017) [4](#)
17. He, K., Zhang, X., Ren, S., Sun, J.: Deep residual learning for image recognition. In: Proceedings of the IEEE Conference on Computer Vision and Pattern Recognition (CVPR). pp. 770–778 (2016) [5](#)
18. He, K., Zhang, X., Ren, S., Sun, J.: Deep Residual Learning for Image Recognition. In: Proc. CVPR (2016) [6](#), [18](#)

19. Hu, R., Andreas, J., Rohrbach, M., Darrell, T., Saenko, K.: Learning to Reason: End-to-End Module Networks for Visual Question Answering. In: Proc. ICCV (2017) [4](#)
20. Hu, R., Rohrbach, M., Andreas, J., Darrell, T., Saenko, K.: Modeling Relationships in Referential Expressions with Compositional Modular Networks. In: Proc. CVPR (2017) [2](#), [4](#)
21. Huang, P.H., Lee, H.H., Chen, H.T., Liu, T.L.: Text-Guided Graph Neural Networks for Referring 3D Instance Segmentation. In: Proc. AAAI (2021) [5](#), [11](#), [19](#), [20](#)
22. Jaegle, A., Gimeno, F., Brock, A., Zisserman, A., Vinyals, O., Carreira, J.: Perceiver: General Perception with Iterative Attention. In: Proc. ICML (2021) [6](#)
23. Johnson, J., Hariharan, B., van der Maaten, L., Fei-Fei, L., Zitnick, C.L., Girshick, R.B.: CLEVR: A Diagnostic Dataset for Compositional Language and Elementary Visual Reasoning. In: Proc. CVPR (2017) [4](#)
24. Johnson, J., Hariharan, B., van der Maaten, L., Hoffman, J., Li, F., Zitnick, C.L., Girshick, R.B.: Inferring and Executing Programs for Visual Reasoning. In: Proc. ICCV (2017) [4](#)
25. Johnson, J., Karpathy, A., Fei-Fei, L.: DenseCap: Fully Convolutional Localization Networks for Dense Captioning. In: Proc. CVPR (2016) [2](#), [4](#)
26. Kamath, A., Singh, M., LeCun, Y.A., Misra, I., Synnaeve, G., Carion, N.: MDETR - Modulated Detection for End-to-End Multi-Modal Understanding. In: Proc. ICCV (2021) [1](#), [2](#), [4](#), [5](#), [7](#), [9](#), [11](#), [12](#), [13](#), [14](#)
27. Karpathy, A., Fei-Fei, L.: Deep Visual-semantic Alignments for Generating Image Descriptions. In: Proc. CVPR (2015) [2](#), [4](#)
28. Kazemzadeh, S., Ordonez, V., Matten, M.A., Berg, T.L.: ReferItGame: Referring to Objects in Photographs of Natural Scenes. In: Proc. EMNLP (2014) [3](#), [4](#), [13](#)
29. Krishna, R., Zhu, Y., Groth, O., Johnson, J., Hata, K., Kravitz, J., Chen, S., Kalantidis, Y., Li, L.J., Shamma, D.A., Bernstein, M.S., Fei-Fei, L.: Visual Genome: Connecting Language and Vision Using Crowdsourced Dense Image Annotations. *International Journal of Computer Vision* **123** (2016) [6](#), [13](#), [18](#)
30. Li, L.H., Yatskar, M., Yin, D., Hsieh, C.J., Chang, K.W.: VisualBERT: A Simple and Performant Baseline for Vision and Language. *ArXiv abs/1908.03557* (2019) [13](#)
31. Lin, T.Y., Goyal, P., Girshick, R.B., He, K., Dollár, P.: Focal Loss for Dense Object Detection. In: Proc. ICCV (2017) [18](#)
32. Lin, T.Y., Maire, M., Belongie, S.J., Hays, J., Perona, P., Ramanan, D., Dollár, P., Zitnick, C.L.: Microsoft COCO: Common Objects in Context. In: Proc. ECCV (2014) [13](#)
33. Liu, W., Anguelov, D., Erhan, D., Szegedy, C., Reed, S.E., Fu, C., Berg, A.C.: SSD: Single Shot MultiBox Detector. In: Proc. ECCV (2016) [4](#)
34. Liu, Y., Ott, M., Goyal, N., Du, J., Joshi, M., Chen, D., Levy, O., Lewis, M., Zettlemoyer, L., Stoyanov, V.: RoBERTa: A Robustly Optimized BERT Pretraining Approach. *ArXiv abs/1907.11692* (2019) [5](#), [6](#), [7](#), [18](#)
35. Liu, Z., Zhang, Z., Cao, Y., Hu, H., Tong, X.: Group-Free 3D Object Detection via Transformers. In: Proc. ICCV (2021) [2](#), [4](#), [6](#), [7](#), [10](#), [18](#), [22](#)
36. Lu, J., Batra, D., Parikh, D., Lee, S.: ViLBERT: Pretraining Task-Agnostic Visiolinguistic Representations for Vision-and-Language Tasks. In: Proc. NeurIPS (2019) [4](#), [8](#), [18](#), [19](#)
37. Lu, J., Goswami, V., Rohrbach, M., Parikh, D., Lee, S.: 12-in-1: Multi-Task Vision and Language Representation Learning. In: Proc. CVPR (2020) [8](#)

38. Mao, J., Gan, C., Kohli, P., Tenenbaum, J.B., Wu, J.: The Neuro-Symbolic Concept Learner: Interpreting Scenes, Words, and Sentences From Natural Supervision. In: Proc. ICLR (2019) [4](#)
39. Mao, J., Huang, J., Toshev, A., Camburu, O.M., Yuille, A.L., Murphy, K.P.: Generation and Comprehension of Unambiguous Object Descriptions. In: Proc. CVPR (2016) [13](#)
40. Misra, I., Girdhar, R., Joulin, A.: An End-to-End Transformer Model for 3D Object Detection. In: Proc. ICCV (2021) [4](#), [10](#), [22](#)
41. Ordonez, V., Kulkarni, G., Berg, T.: Im2text: Describing images using 1 million captioned photographs. In: Proc. NIPS (2011) [14](#)
42. Plummer, B.A., Wang, L., Cervantes, C.M., Caicedo, J.C., Hockenmaier, J., Lazebnik, S.: Flickr30k Entities: Collecting Region-to-Phrase Correspondences for Richer Image-to-Sentence Models. In: Proc. ICCV (2015) [13](#)
43. Qi, C., Yi, L., Su, H., Guibas, L.J.: PointNet++: Deep Hierarchical Feature Learning on Point Sets in a Metric Space. In: Proc. NIPS (2017) [6](#), [18](#)
44. Redmon, J., Divvala, S.K., Girshick, R.B., Farhadi, A.: You Only Look Once: Unified, Real-Time Object Detection. In: Proc. CVPR (2016) [4](#)
45. Ren, S., He, K., Girshick, R., Sun, J.: Faster R-CNN: Towards Real-time Object Detection with Region Proposal Networks. In: Proc. NIPS (2015) [2](#), [6](#)
46. Rezaatofghi, S.H., Tsoi, N., Gwak, J., Sadeghian, A., Reid, I.D., Savarese, S.: Generalized Intersection Over Union: A Metric and a Loss for Bounding Box Regression. In: Proc. CVPR (2019) [5](#)
47. Roh, J., Desingh, K., Farhadi, A., Fox, D.: LanguageRefer: Spatial-Language Model for 3D Visual Grounding. In: Proc. CoRL (2021) [4](#), [5](#), [11](#), [19](#)
48. Sharma, P., Ding, N., Goodman, S., Soricut, R.: Conceptual Captions: A Cleaned, Hypernymed, Image Alt-text Dataset for Automatic Image Captioning. In: Proc. ACL (2018) [14](#)
49. Vaswani, A., Shazeer, N.M., Parmar, N., Uszkoreit, J., Jones, L., Gomez, A.N., Kaiser, L., Polosukhin, I.: Attention is All you Need. In: Proc. NIPS (2017) [18](#), [19](#)
50. Yang, Z., Zhang, S., Wang, L., Luo, J.: SAT: 2D Semantics Assisted Training for 3D Visual Grounding. In: Proc. ICCV (2021) [4](#), [5](#), [11](#), [19](#), [20](#)
51. Yi, K., Gan, C., Li, Y., Kohli, P., Wu, J., Torralba, A., Tenenbaum, J.B.: CLEVRER: CoLLision Events for Video REpresentation and Reasoning. In: Proc. ICLR (2020) [4](#)
52. Yi, K., Wu, J., Gan, C., Torralba, A., Kohli, P., Tenenbaum, J.B.: Neural-Symbolic VQA: Disentangling Reasoning from Vision and Language Understanding. In: NeurIPS (2018) [4](#)
53. Yu, L., Poirson, P., Yang, S., Berg, A.C., Berg, T.L.: Modeling Context in Referring Expressions. In: Proc. ECCV (2016) [3](#), [13](#)
54. Yuan, Z., Yan, X., Liao, Y., Zhang, R., Li, Z., Cui, S.: InstanceRefer: Cooperative Holistic Understanding for Visual Grounding on Point Clouds through Instance Multi-level Contextual Referring. In: Proc. ICCV (2021) [3](#), [4](#), [5](#), [11](#), [19](#), [20](#)
55. Zhao, L., Cai, D., Sheng, L., Xu, D.: 3DVG-Transformer: Relation Modeling for Visual Grounding on Point Clouds. In: Proc. ICCV (2021) [5](#), [11](#), [19](#), [20](#)
56. Zhu, X., Cheng, D., Zhang, Z., Lin, S.C.F., Dai, J.: An Empirical Study of Spatial Attention Mechanisms in Deep Networks. In: Proc. ICCV (2019) [4](#)
57. Zhu, X., Su, W., Lu, L., Li, B., Wang, X., Dai, J.: Deformable DETR: Deformable Transformers for End-to-End Object Detection. In: Proc. ICLR (2021) [4](#), [6](#), [7](#), [14](#), [18](#), [19](#)

6 Supplementary

6.1 Overview

In Section 6.2, we provide implementation details for BEAUTY-DETR on both the 3D and the 2D domain. In Section 6.3, we provide a detailed analysis of our results on SR3D, NR3D [2] and ScanRefer benchmarks [6]. In Section 6.4, we show the effect of corrupting the detector’s proposals at training time. In Section 6.5, we discuss training with detection prompts that contain negative labels. We evaluate our model as a language-modulated object detector in Section 6.6. In Section 6.7, we show more qualitative results on both 3D point clouds and 2D images, including failure cases.

6.2 Implementation details

We report here architecture choices as well as training hyperparameters. We implement BEAUTY-DETR in PyTorch. For the 3D version, the point cloud is encoded with PointNet++ [43] using the same hyperparameters as in [35], pre-trained on ScanNet [9]. We use the last layer’s features, resulting in 1024 visual tokens. The detected boxes are encoded using their spatial and categorical features. Specifically, we encode each box’s coordinates with an MLP, then we concatenate this vector with projected RoBERTa [34] embeddings and feed to another MLP to obtain the box embeddings. For the cross-modality encoder, we use $N_E = 3$ layers. All attention layers are implemented using standard key-value attention [49, 36]. In the decoder, the queries are formed from the 256 most confident visual tokens. To compute this confidence score, each visual token is fed to an MLP to give a scalar value. We supervise these values using Focal Loss [31]. Specifically, since each visual token corresponds to a point with known coordinates, we associate visual tokens to ground-truth object centers and keep the 4 closest points to each center. We consider these matched points as positives, i.e. here points with high ground-truth objectness. The same scoring method is employed in [35]. We use $N_D = 6$ decoder layers. Similar to encoder, all attention layers are implemented using standard self-/cross-attention.

For the 2D version, the image is encoded using ResNet-101 [18] pretrained on ImageNet [10]. We use multi-scale features as in [57]. The feature maps of the different scales are flattened and concatenated in the spatial dimension, leading to 17821 visual tokens. The feature dimension of each token is 256. To obtain the box proposals, we use the detector of [3] trained on 1601 classes of Visual Genome [29]. The detected boxes are encoded using their spatial and categorical features. Specifically, we compute the 2D Fourier features of each box and feed them to an MLP, then we concatenate this vector with projected RoBERTa [34] embeddings and feed to another MLP to obtain the box embeddings. To form queries, we rank visual tokens based on their confidence score and keep the 300 most confidence ones. This confidence layer is supervised using Focal Loss [31]: we assign a positive objectness scores to every point that lies inside a ground-truth answer box. We set $N_E = 6$ and $N_D = 6$. All attention layers to the visual

Method	Easy	Hard	View-Dep	View-Indep	Overall (GT)
ReferIt3DNet [2]	44.7	31.5	39.2	40.8	39.8
TGNN [21]	48.5	36.9	45.8	45.0	45.0
3DRefTransformer [1]	50.7	38.3	44.3	47.1	47.0
InstanceRefer [54]	51.1	40.5	45.4	48.1	48.0
LanguageRefer [47]	58.9	49.3	49.2	56.3	56.0
3DVG-Transformer [55]	54.2	44.9	44.6	51.7	51.4
TransRefer3D [15]	60.5	<u>50.2</u>	<u>49.9</u>	57.7	57.4
SAT 2D [50]	<u>61.2</u>	50.0	49.2	<u>58.3</u>	<u>57.9</u>
BEAUTY-DETR (ours)	68.6	63.2	53.0	67.6	67.0

Table 6: **Performance analysis on language grounding on SR3D.** We evaluate top-1 accuracy using ground-truth (GT) boxes, under the different setups introduced in [2]. See the main text for an explanation of each setup.

Method	Easy	Hard	View-Dep	View-Indep	Overall (GT)
ReferIt3DNet [2]	43.6	27.9	32.5	37.1	35.6
TGNN [21]	44.2	30.6	35.8	38.0	37.3
3DRefTransformer [1]	46.4	32.0	34.7	41.2	39.0
InstanceRefer [54]	46.0	31.8	34.5	41.9	38.8
FFL-3DOG [12]	48.2	35.0	37.1	44.7	41.7
LanguageRefer [47]	51.0	36.6	41.7	45.0	43.9
3DVG-Transformer [55]	48.5	34.8	34.8	43.7	40.8
TransRefer3D [15]	48.5	36.0	36.5	44.9	42.1
SAT 2D [50]	<u>56.3</u>	<u>42.4</u>	46.9	<u>50.4</u>	<u>49.2</u>
BEAUTY-DETR (ours)	60.7	48.4	<u>46.0</u>	58.0	54.6

Table 7: **Performance analysis on language grounding on NR3D.** We evaluate top-1 accuracy using ground-truth (GT) boxes, under the different setups introduced in [2]. See the main text for an explanation of each setup.

stream are implemented with deformable attention [57], attention to either the language stream or detected boxes is the standard attention of [49,36].

For the 3D model, we freeze the text encoder and use a learning rate of $1e-3$ for the visual encoder and $1e-4$ for all other layers. We are able to fit a batch size of 6 on a single GPU of 12GB and 24 on an NVIDIA A100. Under these conditions, each epoch takes around 50 minutes on an A100. For the 2D model, we use a learning rate of $1e-6$ for Resnet101 visual encoder, $5e-6$ for RoBERTa text encoder and $1e-5$ for rest of the layers. We pre-train on 64 NVIDIA V100 GPUs with a batch size of 1, and finetune on RefCOCO/RefCOCO+ with a batch size of 2 on 16 V100s. The total training time is included in the respective tables. We release pre-trained checkpoints for both 3D and 2D models.

6.3 Detailed results on SR3D/NR3D and ScanRefer

We include results on SR3D/NR3D [2] and ScanRefer [6] under the different evaluation protocols specified in the original papers. Similar to prior works, we

Method	Unique@0.25	Unique@0.5	Multi@0.25	Multi@0.5	Overall@0.25	Overall@0.5
ReferIt3DNet [2]	53.8	37.5	21.0	12.8	26.4	16.9
ScanRefer [6]	63.0	40.0	28.9	18.2	35.5	22.4
TGNN [21]	68.6	56.8	29.8	23.2	37.4	29.7
InstanceRefer [54]	77.5	<u>66.8</u>	31.3	24.8	40.2	32.9
FFL-3DOG [12]	<u>78.8</u>	67.9	35.2	25.7	41.3	34.0
3DVG-Transformer [55]	77.2	58.5	<u>38.4</u>	<u>28.7</u>	<u>45.9</u>	<u>34.5</u>
SAT 2D [50]	-	-	-	-	44.5	30.1
BEAUTY-DETR (ours)	84.2	66.3	46.6	35.1	52.2	39.8

Table 8: **Performance analysis on language grounding on ScanRefer.**

We evaluate top-1 accuracy using detected boxes, under the different setups introduced in [6]. See the main text for an explanation of each setup.

report results using overall accuracy metric. In det setup, we threshold over the IoU between the box regressed by BEAUTY-DETR and the ground truth box. In GT setup, we select the ground truth box that has highest IoU with the most confident box regressed by BEAUTY-DETR and check if it matches with the target box. Besides overall accuracy, we additionally report accuracy on the following contexts for SR3D/NR3D:

- Easy: there is only one “distractor”, i.e. object belonging to the same class as the target instance
- Hard: there are two or more distractors
- View-dependent: cases for which rotating the scene around the z axis would lead to a different answer, e.g. “tv left of sofa”
- View-independent: rotation does not affect the answer, e.g. “chair closest to table”

We evaluate on the following contexts for ScanRefer:

- Unique: there is no “distractor”, i.e. object belonging to the same class as the target instance
- Multi: there is at least one distractor

We compare BEAUTY-DETR against prior approaches in Table 6 for SR3D, Table 7 for NR3D and Table 8 for ScanRefer. For SR3D and NR3D, all models are trained and tested with access to ground-truth object proposals, as in [2]. For ScanRefer, all models are trained and tested with detected objects, so we report accuracy under the 0.25 and 0.5 IoU thresholds. We vastly outperform all competitors under all setups on SR3D. On NR3D, we show clear gains on all protocols except for view-dependent. Performance on this setup could be improved by incorporating a view prediction network, but we aimed to have a model that works for both 3D and 2D with as least domain-specific design choices as possible. On ScanRefer, we clearly outperform all previous approaches under all setups except for Unique@0.5, where we perform on par with the best-performing competitor.

Method	Overall (Det)
BEAUTY-DETR w/o box stream	51.0
BEAUTY-DETR w/o detection augmentation	51.1
BEAUTY-DETR	52.1

Table 9: **Effect of detection augmentation on SR3D.**

6.4 Effect of detection augmentation

As we mention in the main paper, the 3D detector is trained on ScanNet and thus the proposals are of much better quality at train time and worse at test time. To mitigate overfitting, we randomly replace 30% of the detected boxes at training time with random ones. Quantitatively, this gives a boost of 1% absolute, as seen in Table 9. Note that this augmentation can only be applied when the box stream is employed.

6.5 Negative training with detection prompts

We devise object detection as language grounding of an utterance formed by concatenating a sequence of category labels, e.g. “Chair. Dining table. Bed. Plant. Sofa.”. The task is again to i) detect the mentioned objects in the scene, i.e. return the bounding boxes of their instances, and ii) associate each localized box to a span, i.e. an object category in the utterance.

To form these detection prompts, one solution could be to concatenate all object classes into a long utterance. However, this can be impractical if the domain-vocabulary is “open”, or, in practice, very large (485 classes in ScanNet, 1600 in Visual Genome and so on). Instead, assuming that we have object annotations, we sample out of the positive labels that are annotated for a scene and a number of negative ones, corresponding to class names that are not associated with any instances in the scene. Having negative classes in the detection prompts helps the precision of the model, as it learns not to fire for every noun phrase that appears in an utterance. More specifically, the contrastive losses described in the main paper push the negative class’ text representation away from the query representation of existing objects.

MDETR also considers an object detection evaluation. However, there are two noticeable differences. First, they use only single-category utterances, e.g. “Dog.”. This category can be either positive (appears in the annotations) or negative (does not appear in the annotations), according to a sampling ratio. Opposite to that, our detection prompts are longer, consisting of multiple object categories, both positive and negative. Second, MDETR employs these sentences after pre-training, to train and evaluate their model as an object detector. Instead, we mix detection prompts through the training, leading to considerable quantitative gains in both 3D and 2D.

Lastly, although the ratio r of positive to negative classes that appear in a detection phrase is a hyperparameter, we report results only for $r = 1$ and

Method	mAP@0.25
DETR+KPS+iter [35]	59.9
3DETR with PointNet++ [40]	61.7
BEAUTY-DETR trained on ScanNet	59.3
BEAUTY-DETR trained on ScanNet with softmax	61.0
BEAUTY-DETR trained on SR3D	61.1
BEAUTY-DETR trained on NR3D	61.3
BEAUTY-DETR trained on ScanRefer	63.0

Table 10: **Object detection performance on ScanNet.** We evaluate BEAUTY-DETR trained with detection prompts on different datasets. Training on referential data and detection prompts offers a consistent gain on detection mAP.

sample at most 10 positive classes. We leave tuning of this hyperparameter for future research.

6.6 Detection results

A benefit of i) being able to ground all objects mentioned in the phrase and not only the target object, as well as ii) being trained with detection prompts, is that BEAUTY-DETR can operate as an object detector. We evaluate its performance on ScanNet benchmark which has 18 classes. Specifically, for each scene, we form a detection prompt that contains all 18 classes. The objective is to find all instances in the scene, as explained in Section 6.5.

We first train BEAUTY-DETR on ScanNet using the same prompt of 18 classes. This is analogous to a 3DETR [40] model with PointNet++ backbone or the DETR+KPS+iter ablation in Table 10 of [35]. Additionally, we evaluate BEAUTY-DETR trained on a language grounding benchmark. The results are shown in Table 10. BEAUTY-DETR performs on par with the ablation of [35], but worse than 3DETR. Note that our objectives, i.e. contrastive losses, are not optimized for classification across a fixed number of classes, but for query-span alignment. Instead, detectors use softmax layers over a known number of classes. For comparison, we train BEAUTY-DETR on ScanNet with a softmax loss over the 18 benchmark classes to observe an improvement of 1.7%. However, softmax losses are not suitable for language grounding, where the labels are not a priori known or limited to a specific set. When BEAUTY-DETR is trained on the 3D referential datasets, the performance on ScanNet improves up to 3.7%, without having access to more scenes. This suggests that co-training with grounding and detection prompts is beneficial for both tasks.

6.7 More qualitative results

We show qualitative results of the 2D version of BEAUTY-DETR on RefCOCO in Figure 5. We also show failure cases on SR3D in Figure 6. More qualitative results on SR3D and NR3D are shown in Figures 7, 8, 9.

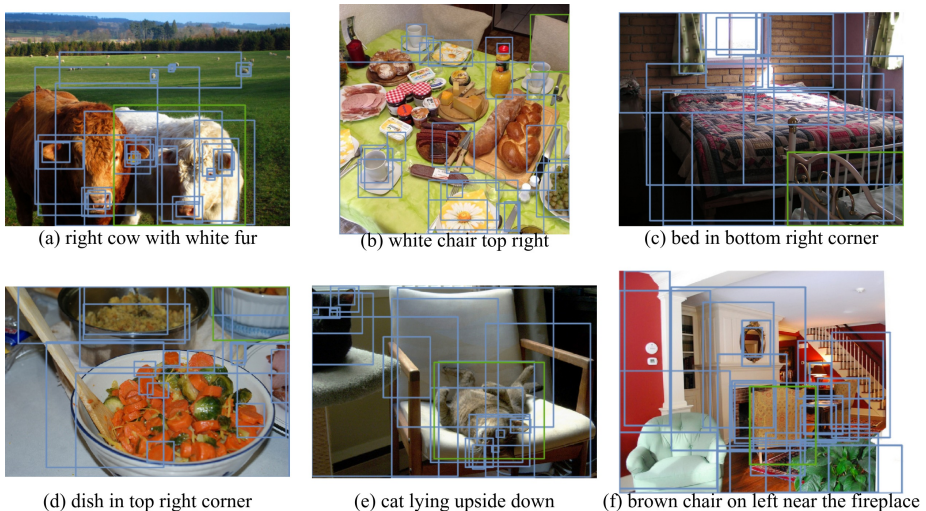


Fig. 5: **Qualitative results of BEAUTY-DETR on RefCOCO.** The detector’s proposals are shown in blue, our model’s prediction in green. BEAUTY-DETR can predict boxes that the detector misses, e.g. in (b), the chair is missed by the detector so none of the previous detection-bottlenecked approaches could ground this phrase. In (a) and (c) the detector succeeds with low IoU but BEAUTY-DETR is able to predict a tight box around the referent object.

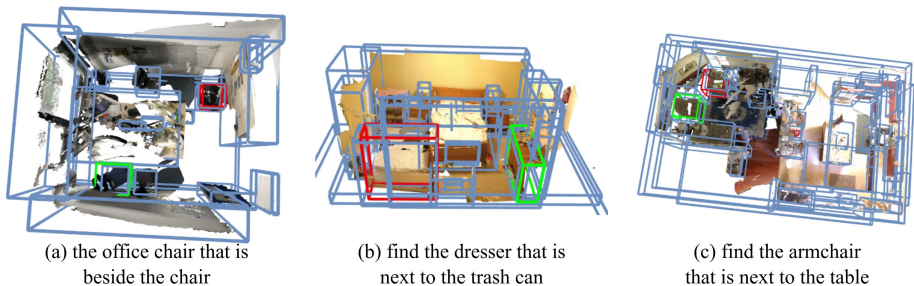


Fig. 6: Failure cases of BEAUTY-DETR on SR3D. Our predictions with red, ground-truth with green. Even if the box is there, still our model can fail, proving that ranking the correct boxes over other proposals remains a hard problem.

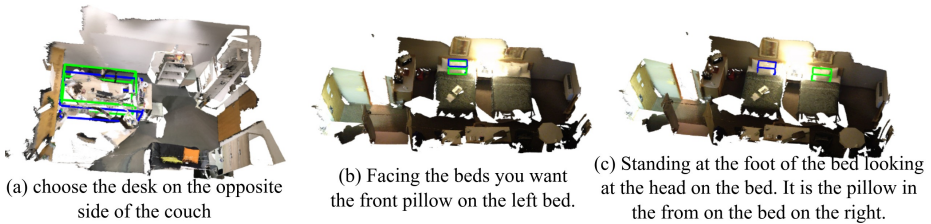


Fig. 7: Qualitative results of BEAUTY-DETR on NR3D. Our predictions are shown blue, ground-truth in green. The language of NR3D is more complex and the utterances are longer. Case (c) is a failure case.

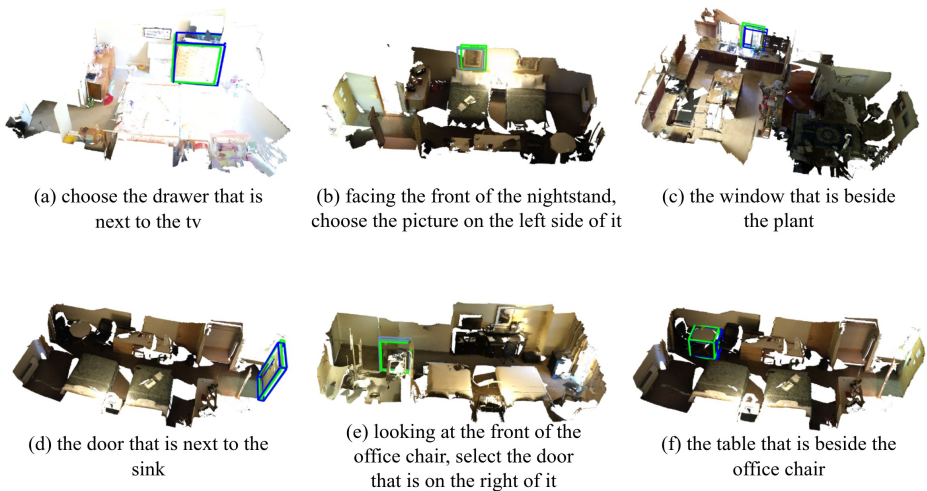




Fig. 8: More qualitative results of BEAUTY-DETR on SR3D. Our predictions are shown in blue, ground-truth in green.



(a) choose the towel that is beside the toilet paper



(b) choose the door that is far away from the table



(c) office chair next to the bulletin board



(d) choose the lamp that is above the bed



(e) find the backpack that is close to the nightstand



(f) backpack under the bed

Fig. 9: More qualitative results of BEAUTY-DETR on SR3D. Our predictions are shown in blue, ground-truth in green.