

GIMIRec: Global Interaction Information Aware Multi-Interest Framework for Sequential Recommendation

Jie Zhang
1020041203@njupt.edu.cn
Nanjing University of Posts and
Telecommunications
Nanjing, Jiangsu, China

Ke-Jia Chen
chenkj@njupt.edu.cn
Nanjing University of Posts and
Telecommunications
Nanjing, Jiangsu, China

Jingqiang Chen
cj@njupt.edu.cn
Nanjing University of Posts and
Telecommunications
Nanjing, Jiangsu, China

ABSTRACT

Sequential recommendation based on multi-interest framework models the user’s recent interaction sequence into multiple different interest vectors, since a single low-dimensional vector cannot fully represent the diversity of user interests. However, most existing models only intercept users’ recent interaction behaviors as training data, discarding a large amount of historical interaction sequences. This may raise two issues. On the one hand, data reflecting multiple interests of users is missing; on the other hand, the co-occurrence between items in historical user-item interactions is not fully explored. To tackle the two issues, this paper proposes a novel sequential recommendation model called “Global Interaction Aware Multi-Interest Framework for Sequential Recommendation (GIMIRec)”. Specifically, a global context extraction module is firstly proposed without introducing any external information, which calculates a weighted co-occurrence matrix based on the constrained co-occurrence number of each item pair and their time interval from the *historical* interaction sequences of all users and then obtains the global context embedding of each item by using a simplified graph convolution. Secondly, the time interval of each item pair in the *recent* interaction sequence of each user is captured and combined with the global context item embedding to get the personalized item embedding. Finally, a self-attention based multi-interest framework is applied to learn the diverse interests of users for sequential recommendation. Extensive experiments on the three real-world datasets of Amazon-Books, Taobao-Buy and Amazon-Hybrid show that the performance of GIMIRec on the Recall, NDCG and Hit Rate indicators is significantly superior to that of the state-of-the-art methods. Moreover, the proposed global context extraction module can be easily transplanted to most sequential recommendation models.

CCS CONCEPTS

• Information systems → Recommender systems; Collaborative filtering.

Permission to make digital or hard copies of all or part of this work for personal or classroom use is granted without fee provided that copies are not made or distributed for profit or commercial advantage and that copies bear this notice and the full citation on the first page. Copyrights for components of this work owned by others than ACM must be honored. Abstracting with credit is permitted. To copy otherwise, or republish, to post on servers or to redistribute to lists, requires prior specific permission and/or a fee. Request permissions from permissions@acm.org.

Woodstock ’18, June 03–05, 2018, Woodstock, NY
© 2018 Association for Computing Machinery.
ACM ISBN 978-1-4503-XXXX-X/18/06...\$15.00
<https://doi.org/10.1145/1122445.1122456>

KEYWORDS

sequential recommendation, multi-interest framework, global context extraction

ACM Reference Format:

Jie Zhang, Ke-Jia Chen, and Jingqiang Chen. 2018. GIMIRec: Global Interaction Information Aware Multi-Interest Framework for Sequential Recommendation. In *Woodstock ’18: ACM Symposium on Neural Gaze Detection, June 03–05, 2018, Woodstock, NY*. ACM, New York, NY, USA, 10 pages. <https://doi.org/10.1145/1122445.1122456>

1 INTRODUCTION

The recommendation system predicts users’ preferences for items based on their historical behaviors. For example in e-commerce application, the users are often recommended some commodities based on their past purchase behaviors. Deep neural networks, especially graph neural networks (GNNs) [4, 18], have now been applied on the recommendation systems, such as GRU4Rec [6], GGNN [15] and SR-GNN [25], achieving better performance than traditional collaborative filtering methods [7, 16]. However, the graph-based methods are often with high complexity as the result of the large scale of users and items in real world [5]. The sequential recommendation has recently drawn more research attention as it starts with each user’s own interaction data, models the users’ preferences with only recent interaction behaviors and then gives personalized recommendation for each user.

The main effort of sequential recommendation is to learn the representations of users and items. Since the interests of users are usually diverse and difficult to be represented by a single low-dimensional vector, the sequential recommendation methods based on multi-interest framework have emerged [1, 2, 13]. In these methods, the number of representation vectors for each user is increased from 1 to \mathcal{K} , where each vector represents one interest of the user. Multiple interests can be captured by an improved capsule network [13] or a self-attention mechanism [1] and ultimately a more personalized recommendation based on \mathcal{K} interests is provided.

Most of the existing multi-interest frameworks for sequential recommendation use only users’ recent interaction sequence as it is believed that the user’s next interaction item is more closely related to his/her recent behaviors. However, we believe that the complete historical interactions of all users (referred to as the *global context* in this paper) can be better leveraged to reflect the diversity of users’ interests and potential relations between items.

An example shown in Figure 1 is to illustrate how the global context affects the prediction of the 10th interactive item for each user although this item did not appear in each user’s recent interactions. Since the *popcorn* and *wine* interaction sequence can be found in

user A's early historical sequence, the 10th interactive item for user B will be probably the *wine*. The *cake* could be recommended for user A instead of *battery* due to the co-occurrence of *game console* and *cake* in user C's historical sequence. The example indicates that the user's behaviors could be predicted with the reference of other users' historical behaviors though different users may have different preferences.

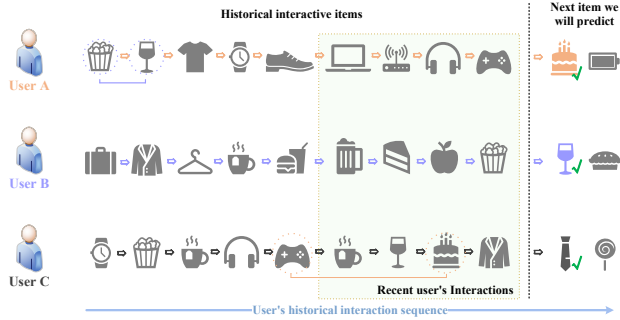


Figure 1: An example of users' interaction sequences.

To our knowledge, these have been some sequential recommendation models exploring users' complete sequence to learn their preferences [17, 20, 27–29]. But they focus more on each user's personalized behaviors but do not take the global context into consideration.

Therefore, this paper proposes a global interaction information aware multi-interest framework for sequential recommendation (named GIMIRec) with the main contributions as below:

- A new multi-interest sequential recommendation model is proposed, which is equipped with a global context extraction module to fully utilize the historical sequences of all users. This module can also provide a performance boost for the recommendation models based on representation learning.
- A lightweight approach is designed to calculate the global context embedding of each item, based on the weighted co-occurrence matrix fusing the constrained co-occurrence number of item pairs and their time intervals in the global context.
- Our model achieves the state-of-the-art performance on three real-world datasets without introducing any other supportive information (such as item attributes or user's social information) other than interactions and timestamps.

2 RELATED WORK

Sequential recommendation. Traditional recommendation methods, such as matrix decomposition and collaborative filtering [7, 16], represent interaction behaviors as a user-item matrix and explore their potential relation. With the development of deep neural networks, different recommendation methods combined with deep learning have emerged, such as the neural collaborative filtering method NGCF [22]. However, it is hard for the traditional recommendation system to manage huge but sparse interaction data. To solve this problem, sequential recommendation methods are proposed. The objective of sequential recommendation is to learn

each user's preferences from the historical interaction behaviors, and then to achieve recommendation. Typical methods include GRU4Rec [6] and SASRec [10] where the recurrent neural network and the attention mechanism are used respectively. Later, the time of the interaction occurrence is also taken into account. For example, a parallel time-aware mask network is proposed in MTIN [8], which extracts a variety of time information through multiple networks to enhance the short video recommendation effect. Ti-SASRec [14] is another method incorporating time interval of every two items in sequences to further improve the performance of SASRec [10].

Multi-interest framework for sequential recommendation.

User preferences may contain a variety of interests. The existing sequential recommendation systems eventually model users' preferences as a single low-dimensional vector while the users may have more than one single interest. MIND [13] was the first to model each user with \mathcal{K} vectors, where different vectors represent different interests. The extraction of multi-interests is similar to the clustering process and the behavior-to-interest (B2I) approach is proposed to obtain \mathcal{K} interests of users through a capsule network. Subsequently, Cen et al. [1] proposed a multi-interest extraction method based on self-attention mechanism (ComiRec-SA) to instead of capsule network. The latest method PIMI [2] introduced the time and periodic information in users' recent interaction sequences into the model. The self-attention mechanism was used to capture users' multi-interests and achieved the state-of-art performance. However, all the above multi-interest based sequential recommendation models, including PIMI, do not fully utilize the historical interactions of all users, thus lacking the global context of items.

Graph neural networks. In recommendation systems, users' historical interaction behaviors can be converted into a graph structure, where users and items are represented as nodes and their interactions are represented as edges. Graph neural networks (GNNs) [4, 18] have been proved to better learn the representations of users and items. In non-sequential recommendation models, such as NGCF [22], LightGCN [5] and DGCF [23], simplified GNNs are used on the bipartite graph composed of users and items to generate their embeddings. In sequential recommendation models such as SR-GNN [25], GNNs are also widely used to represent user's sequence and to capture user's preferences.

3 PROBLEM DEFINITION

Before describing the proposed model in detail, the formal definitions of sequential recommendation and multi-interest framework are given as follows:

Definition 1: Sequential Recommendation. Assuming that \mathcal{U} represents a collection of all users and \mathcal{I} represents a collection of all items. For a given user $u \in \mathcal{U}$, his/her interaction sequence \mathcal{S}_u is defined with an item sequence $\mathcal{I}_u = \{i_1^u, i_2^u, \dots, i_N^u\}$ and a timestamp sequence of each interaction occurrence $\mathcal{T}_u = \{t_1^u, t_2^u, \dots, t_N^u\}$. The task of sequential recommendation is to predict the next interactive item i_{N+1}^u for the user u based on \mathcal{S}_u .

Definition 2: Multi-Interest Framework. It denotes a framework designed for sequential recommendation. According to Definition 1, each user u will be represented as a d -dimensional embedding by learning from his/her interaction sequence. However, one single vector representation may not be sufficient to describe the user's multi-interest preferences. In the multi-interest framework, \mathcal{K} d -dimensional embeddings of each user will be learned for sequential recommendation.

4 METHOD

4.1 Overview

The main purpose of our model GIMIRec is to better capture the multiple interests of each user from the global context information, which is calculated from the historical sequences of all users. The overall model consists of the following modules.

Global Context Extraction Module. The module is basically to collect the co-occurrence number and time interval for any item pair that appear one after another in each user's historical interaction sequence for the calculation of the weighted co-occurrence matrix. Subsequently, a simplified graph convolution is used on the above matrix to obtain the *global context embedding* of each item.

Recent Time Interval Representation Module. Though we believe the global context will better reflect the diversity of user preferences, the user's recent interactions directly reflect user's recent preferences. So this module first identifies the recent interaction sequence based on the predetermined length L_{rec} , and then encodes the time interval between any item pair within the sequence to obtain the *time interval embedding* for recent items.

Aggregation Module. For each item in the user's recent interaction sequence, the global context embedding and the time interval embedding are merged in this module to get the hybrid embedding. For each user, a graph neural network is used to learn the final *personalized embedding* by aggregating the above hybrid embeddings in his/her recent interaction sequence.

Multi-Interest Extraction Module. The module extracts \mathcal{K} interest vectors from the personalized embedding of user's recent sequence by the self-attention mechanism [21]. For model training, one interest vector that can best represent user's current preference is selected from \mathcal{K} interest vectors.

Finally, the trained model is used to predict the user's next N interactive items (i.e., Top- N recommendation) in the test set according to user's \mathcal{K} interests.

The architecture of GIMIRec is demonstrated in Figure 2, and each module will be detailed in the following subsections.

4.2 Global Context Extraction Module

The existing multi-interest frameworks for sequential recommendation extract the user's interests only from L_{rec} items with which user recently interacted. Historical interactions earlier than L_{rec} items are discarded.

The Global Context Extraction (GCE) Module tries to learn the global context embedding of items from all historical user interactions. Figure 3 illustrates how the GCE module processes historical interaction sequences with timestamps to get the weighted co-occurrence matrix \mathcal{A}' by taking three users A, B and C as example.

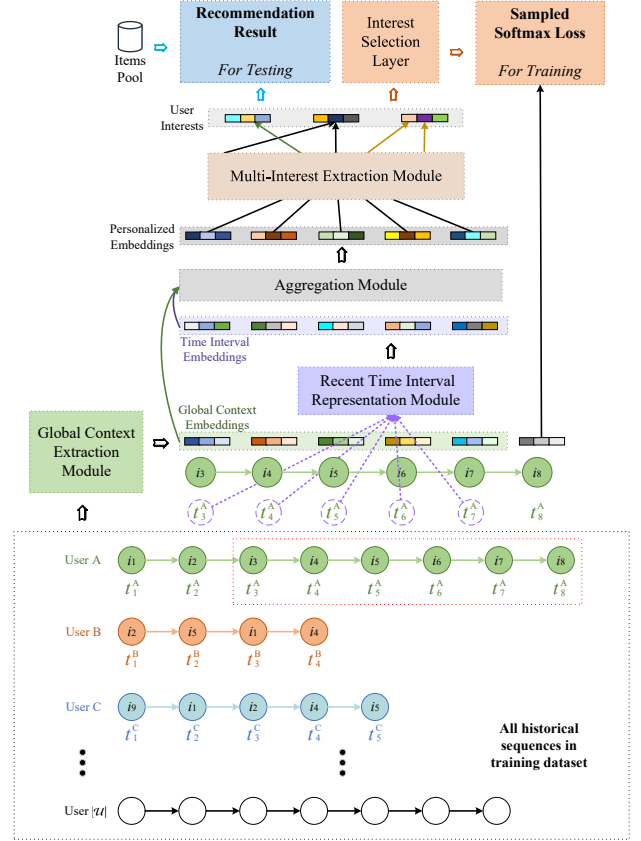


Figure 2: The architecture of the proposed model GIMIRec.

On the right-hand side of the Figure 3, a simplified graph convolution is used on \mathcal{A}' to obtain the global context embedding of each item.

Here, the weighted co-occurrence matrix \mathcal{A}' is defined as a combination of k -hop ($k = 1, 2, 3$) item co-occurrence matrices. For each \mathcal{S}_u , the k -hop item pair is defined as a directed $\langle i_n^u, i_{n+k}^u \rangle$ ($n \in \mathcal{N}$). For example, user B in Figure 2 has four interacted items, so the 1-hop item pairs are $\langle i_2, i_5 \rangle$, $\langle i_5, i_1 \rangle$ and $\langle i_1, i_4 \rangle$, the 2-hop item pairs are $\langle i_2, i_1 \rangle$, $\langle i_5, i_4 \rangle$ and the 3-hop item pair is $\langle i_2, i_4 \rangle$.

The detailed steps of the GCE module are as follows.

Firstly, the k -hop item pairs are filtered out from the historical interaction sequences $\mathcal{I}_u = \{i_1^u, i_2^u, \dots, i_N^u\}$ and the corresponding timestamp sequence $\mathcal{T}_u = \{t_1^u, t_2^u, \dots, t_N^u\}$, $u \in \mathcal{U}$. In order to better capture the relation between items, a time interval threshold L_{time} is set. The two items in \mathcal{S}_u with the time interval less than L_{time} can become a co-occurrence item pair. Given the large number of items in the sequences, we only consider 1-hop, 2-hop and 3-hop item pairs to reduce the amount of calculation. For convenience, triplet collections \mathcal{R}_k ($k = 1, 2, 3$) (Eq. 1) are used to save the id of two items and their time interval for three types of hop. Since the user id is no longer functional here, the superscript u is replaced with j , representing one co-occurrence of the item pair $\langle i_\mu, i_\nu \rangle$. For different j , the time interval of $\langle i_\mu, i_\nu \rangle$ could be different.

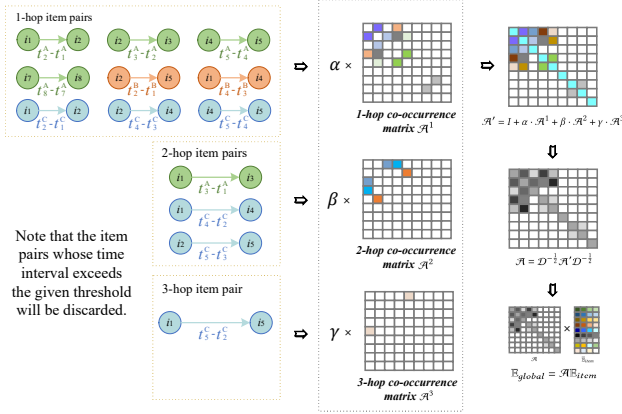


Figure 3: An example of Global Context Extraction Module.

$$\mathcal{R}_k = \left\{ \langle i_\mu^j, i_\nu^j \rangle \mid |t_\nu^j - t_\mu^j| \leq L_{time} \right\} \quad (1)$$

As illustrated in Figure 2, there are three users interacted with 9 items in total, thus initially generating 14 1-hop item pairs, 11 2-hop item pairs and 8 3-hop item pairs. Assuming that the time intervals $t_4^A - t_3^A$, $t_6^A - t_5^A$, $t_7^A - t_6^A$, $t_3^B - t_2^B$ and $t_2^C - t_1^C$ exceed the threshold L_{time} , the final number of item pairs would be 9, 3 and 1 for 1-hop, 2-hop and 3-hop respectively shown in Figure 3.

Secondly, three co-occurrence matrices \mathcal{A}^k ($k = 1, 2, 3$) are calculated. Intuitively, the item pair will have closer relation if they appear more frequently. Therefore, the entry in \mathcal{A}^k will be higher with shorter time intervals and higher frequency. For each collection \mathcal{R}_k ($k = 1, 2, 3$) defined above, the time interval of an item pair $\langle i_\mu, i_\nu \rangle$ is first calculated by Eq. 2

$$p_{\langle \mu, \nu \rangle > k}^j = a \cdot \frac{L_{time} - (t_\nu^j - t_\mu^j)}{L_{time}} + b, \quad (2)$$

where a and b are hyperparameters satisfying $a + b = 1$ and the time interval of $\langle i_\mu, i_\nu \rangle$ is normalized to $[0, 1]$.

Eq. 3 sums up all the time intervals of $\langle i_\mu, i_\nu \rangle$.

$$q_{\mu\nu}^k = \sum p_{\langle \mu, \nu \rangle > k}^j \quad (3)$$

Eq. 4 symmetrizes each matrix to facilitate the subsequent graph convolution, which usually performs better on an undirected graph [12].

$$\mathcal{A}_{\mu\nu}^k = q_{\mu\nu}^k + q_{\nu\mu}^k \quad (4)$$

Thirdly, the three co-occurrence matrices \mathcal{A}^k are linearly combined to get \mathcal{A}' (Eq. 5)

$$\mathcal{A}' = I + \alpha \cdot \mathcal{A}^1 + \beta \cdot \mathcal{A}^2 + \gamma \cdot \mathcal{A}^3, \quad (5)$$

where α , β and γ are hyperparameters.

Intuitively, the item pair will have closer relation if they are nearby in the sequence. Therefore, α is supposed to be the largest and γ is supposed to be the smallest. The identity matrix I is added into \mathcal{A}' in order to facilitate the graph convolution.

Finally, inspired by GCN [12], LightGCN [5] and GES [30], a simple and lightweight graph convolution operation is used to obtain the global context embedding of each item (Eq. 6-7). The Laplace matrix \mathcal{A} is first calculated by the obtained \mathcal{A}' and its degree matrix \mathcal{D} and then multiplied with the embedding lookup table of items \mathbb{E}_{item} to get the global context embedding of items $\mathbb{E}_{global} \in \mathbb{R}^{|I| \times d}$.

$$\mathcal{A} = \mathcal{D}^{-\frac{1}{2}} \mathcal{A}' \mathcal{D}^{-\frac{1}{2}} \quad (6)$$

$$\mathbb{E}_{global} = \mathcal{A} \mathbb{E}_{item} \quad (7)$$

An example of the above calculations is illustrated in Figure 3. The GCE module only runs once in the training phase and can also be used as an independent module for any other sequential recommendation models.

4.3 Recent Time Interval Representation Module

After getting the global context embedding of items, our model further processes each user's recent item sequence and timestamp sequence to learn the user's personalized interaction preferences.

Firstly, the sequence length threshold L_{rec} is set to intercept each user's most recent interactions, which does not include the target item for training. If there are less than L_{rec} items, the padding strategy [2] will be used. Eventually, each user u has a fixed-length sequence $\mathcal{S}'_u = \{i_1^u, i_2^u, \dots, i_{L_{rec}}^u\}$ and the corresponding timestamp sequence $\mathcal{T}'_u = \{t_1^u, t_2^u, \dots, t_{L_{rec}}^u\}$.

Secondly, the time interval matrix is generated. This module resets $t_{\mu\nu}^u$ as $\min(|t_\nu^u - t_\mu^u|, L_{time})$ by using the threshold L_{time} (defined in GCE) to emphasize the user's recent interests. The interaction time interval of every two items in the user's recent interaction sequence \mathcal{S}'_u is put into the time interval matrix $T^u \in \mathbb{R}^{L_{rec} \times L_{rec}}$, which is a symmetric matrix.

$$T^u = \begin{bmatrix} t_{1,1}^u & t_{1,2}^u & \dots & t_{1,L_{rec}}^u \\ t_{2,1}^u & t_{2,2}^u & \dots & t_{2,L_{rec}}^u \\ \vdots & \vdots & \ddots & \vdots \\ t_{L_{rec},1}^u & t_{L_{rec},2}^u & \dots & t_{L_{rec},L_{rec}}^u \end{bmatrix} \quad (8)$$

Thirdly, the time interval matrix T^u is embedded to a tensor $T'^u \in \mathbb{R}^{L_{rec} \times L_{rec} \times d}$, where d is the dimension of embedding. The time interval aware attention mechanism [2] is used to get attention scores $\mathbb{S}_1^u \in \mathbb{R}^{L_{rec} \times L_{rec}}$ for each time interval in the sequence, denoted as

$$\mathbb{S}_1^u = \text{softmax}(T'^u W_1)^\top, \quad (9)$$

where W_1 is a trainable parameter matrix and \top represents the transposition of the matrix.

Finally, the time interval embedding of items \mathbb{E}_{time}^u in the recent sequence for each user u is calculated through the broadcast mechanism in TensorFlow, which combines the attention score \mathbb{S}^u and the time interval embedding tensor T'^u .

$$\mathbb{E}_{time}^u = \mathbb{S}_1^u T'^u \in \mathbb{R}^{L_{rec} \times d} \quad (10)$$

4.4 Aggregation Module

This module aggregates the global context embeddings and the time interval embeddings of the user's recent interactive items to get user's personalized embedding.

Firstly, the items in each user's recent interaction sequence are picked out from the matrix \mathbb{E}_{global} to form a global context embedding matrix \mathbb{E}_{global}^u for the user u :

$$\mathbb{E}_{global}^u = [e_1^u, e_2^u, \dots, e_{L_{rec}}^u] \in \mathbb{R}^{L_{rec} \times d} \quad (11)$$

Secondly, the time interval embeddings and the global context embeddings of each user's recent interactive items are combined by addition to get the hybrid embeddings:

$$\mathbb{E}_{hyb}^u = \mathbb{E}_{time}^u + \mathbb{E}_{global}^u \quad (12)$$

Thirdly, a GNN [21] is used to further extract the user's personalized representation from the recent sequence. To construct a graph, the adjacent items in the sequence are first connected and then a virtual central node $e_c^u \in \mathbb{R}^{1 \times d}$ is created and linked with all item nodes to capture the relation between items under larger than 1-hop. The embedding of e_c^u is set to the average value of all item's hybrid embeddings:

$$e_c^{u(0)} = \frac{1}{L_{rec}} \sum_{i=1}^{L_{rec}} \mathbb{E}_{hyb(i)}^u \quad (13)$$

The multi-head attention mechanism is then used to aggregate the item nodes \mathbb{E}_{hyb}^u and the central node e_c^u in L_{layer} steps. The layer-0 aggregation is the information initialization,

$$q_i^{(0)} = \mathbb{E}_{hyb(i)}^u, \quad (14)$$

$$k_i^{(0)} = \text{concat}[q_{i-1}^{(0)}, e_c^{u(0)}; q_i^{(0)}; e_i^u], \quad (15)$$

where i represents the i -th item, and the superscript (0) represents layer-0. The neighbor node $q_{i-1}^{(0)}$, the center node $e_c^{u(0)}$ and the global context representation e_i^u are concatenated. $q_i^{(0)}$ and $k_i^{(0)}$ are then sent into the multi-head attention mechanism at layer- l ($l = 1, \dots, L_{layer}$),

$$k_i^{(l)} = \text{concat}[q_{i-1}^{(l-1)}; e_c^{u(l-1)}; q_i^{(l-1)}; e_i^u], \quad (16)$$

$$q_i^{(l)} = \text{MultiHeadAtt}(K = k_i^{(l)}, Q = q_i^{(l-1)}, V = k_i^{(l)}). \quad (17)$$

Similarly, the central node e_c^u is aggregated as:

$$k^{(l)} = \text{concat}[e_c^{u(l-1)}; q_1^{(l)}; q_2^{(l)}; \dots; q_{L_{rec}}^{(l)}], \quad (18)$$

$$e_c^{u(l)} = \text{MultiHeadAtt}(K = k^{(l)}, Q = e_c^{u(l-1)}, V = k^{(l)}). \quad (19)$$

After the total of L_{layer} iterations, the final personalized embeddings of the items are stacked in sequential order into the matrix \mathbb{E}^u , which will be used in the next module.

4.5 Multi-Interest Extraction Module

This module extracts the \mathcal{K} interests from the final representation of recent sequence.

Research has shown that the self-attention mechanism achieves better performance than capsule network in extracting user's multi-interests [1]. Therefore, our model also uses the self-attention mechanism with two trainable parameter matrices $W_2 \in \mathbb{R}^{4d \times d}$ and $W_3 \in \mathbb{R}^{\mathcal{K} \times 4d}$ for user's \mathcal{K} interest extraction:

$$\mathbb{S}_2^u = \text{softmax}(W_3 \tanh(W_2 \mathbb{E}^{u\top})) \quad (20)$$

$$\mathbb{E}_{interest}^u = \mathbb{S}_2^u \mathbb{E}^u \in \mathbb{R}^{\mathcal{K} \times d} \quad (21)$$

4.6 Model Training

To train the whole model, the optimal interest o^u of the obtained \mathcal{K} interests of each user is selected based on the target item (i.e., the next interactive ground-truth item) (Eq. 22),

$$o^u = \mathbb{E}_{interest}^u[:, \text{argmax}(\mathbb{E}_{interest}^{u\top} e_{target}^u)] \quad (22)$$

where the *argmax* operation in TensorFlow is used on the multiplication of $\mathbb{E}_{interest}^u$ and the embedding of the target item $e_{target}^u \in \mathbb{E}_{global}$.

To be more efficient, the sampled softmax method [19] is used to train the model, with the goal of minimizing the following loss $\mathcal{L}(\theta)$:

$$\mathcal{L}(\theta) = \sum_{u \in \mathcal{U}} -\log \frac{\exp(o^{u\top} e_{target}^u)}{\sum_{v \in \text{Sampled}(\mathcal{I})} \exp(o^{u\top} e_v)} \quad (23)$$

The optimizer used in GIMIRec is Adam [11].

4.7 Recommendation Results

After the training, GIMIRec achieves Top- N recommendation for all users in the test set. Due to the large size of the item pool, a GPU-accelerated method Faiss [9] is used to search for N items that are most relevant to user interests. The recommendation results are given based on the $\mathbb{E}_{interest}^u$ obtained from Eq. 21,

$$\text{RecSet} = \text{GetTopN}(\max_{1 \leq k \leq \mathcal{K}} (e_x^\top \mathbb{E}_{interest}^u(k))) \quad (24)$$

where e_x is the embedding of the predicted item, $\mathbb{E}_{interest}^u(k)$ is the k -th interest embedding of the user u .

5 EXPERIMENTS

This section introduces the experimental setup, evaluation methods and the performance comparison of the proposed GIMIRec model against six baselines, including the state-of-the-art multi-interest recommendation model. Moreover, the ablation study is carried out to verify the effectiveness of each innovation in GIMIRec.

5.1 Experiment Settings

Datasets. We conducted experiments on three real-world datasets: Amazon-Books¹, Amazon-Hybrid¹ and Taobao-Buy². The Amazon dataset is divided into a series of sub-datasets according to

¹<http://jmcauley.ucsd.edu/data/amazon/>

²<https://tianchi.aliyun.com/dataset/dataDetail?dataId=649>

the product category, among which Amazon-Books is the largest sub-dataset. Considering users are not only interested in books, we mixed five smaller datasets (“ Electronics ”, “ Clothing, Shoes and Jewelry ”, “ CDs and Vinyl ”, “ Tools and Home Improvement ” and “ Grocery and Gourmet Food ”) to form a new dataset Amazon-Hybrid. Taobao-Buy is the sub-dataset of the Taobao dataset filtering out all purchases. We discarded the users and items with less than 5 interactions and illegal timestamps. The length of the recent interaction sequence L_{rec} is set to 20 for Amazon-Books and Amazon-Hybrid, and 50 for Taobao-Buy. The statistics of the datasets are listed in Table 1.

Table 1: Statistics of datasets

Dataset	users	items	interactions
Amazon-Books	603,667	367,982	8,898,041
Amazon-Hybrid	306,002	169,385	3,351,187
Taobao-Buy	47,140	82,579	324,003

We maintained the dataset division in the model validation of ComiRec [1] and PIMI [2]. In detail, we divided each dataset into a training set, a validation set, and a test set at a ratio of 8:1:1. To evaluate the model, we predicted the most recent 20% of user behaviors in the validation and test sets and used the remaining 80% to infer user multi-interest embeddings.

Baselines. Comparison methods include: (1) GRU4Rec [6] (2015), the first sequential recommendation method using recurrent neural networks; (2) Youtube DNN [3] (2016), a deep neural network sequential recommendation model; (3) MIND [13] (2019), the first sequential recommendation model proposing the multi-interest framework; (4) ComiRec-DR and (5) ComiRec-SA [1] (2020) use dynamic routing mechanism and self-attention mechanism respectively to extract user’s multiple interests; (6) PIMI [2] (2021), the up-to-date sequential recommendation model based on multi-interest framework. It is noted that in above models based on multi-interest framework, MIND and ComiRec introduce extra information such as user age, item category etc., which is not adopted in PIMI and our model GIMIRec.

Evaluation Metrics. We used three common Top- N recommendation evaluation metrics, Hit Rate @ N , Recall @ N and NDCG @ N , to compare the performance of models. Hit Rate @ N represents the percentage that recommendation results contain at least one ground truth item in top N position. Recall @ N indicates the proportion of the ground truth items in the recommendation results. NDCG (Normalized Discounted Cumulative Gain) @ N measures the ranking quality in the N items by assigning high scores to high rankings [2]. In our experiments, N is set to 20 and 50 respectively.

Implementation Details. GIMIRec is implemented with Python 3.8 in TensorFlow 2.4, and a CUDA compatible GPU is used on the Ubuntu 20.04 operating system. The embedding dimension d is set to 64 for all datasets. The batch size on Amazon-Book, Amazon-Hybrid and Taobao-Buy are set to 128,128 and 256, respectively, with a dropout rate 0.1 and learning rate 0.001. In sampled softmax loss calculation, the number of samples is set to 10. Other hyperparameter settings are shown in Table 2. Finally, we iterated the training up to 1 million rounds as the previous models did.

Table 2: Hyperparameter Settings

Dataset	a	b	α	β	γ	\mathcal{K}	L_{time}
Amazon-Books	0.65	0.35	4.5	2	1	4	64
Amazon-Hybrid	0.5	0.5	5	2.5	1	4	64
Taobao-Buy	0.6	0.4	5	3	1	8	7

5.2 Comparisons and Analysis

Recommendation performance. The recommendation results of all methods on three datasets are shown in Tables 3 and 4, corresponding to the value of $N=20$ and $N=50$. To be fair, all models adopt the same parameter settings. The result shows that the GIMIRec model achieves the best performance on all evaluation indicators for all datasets. The performance of GIMIRec is significantly better than MIND and ComiRec even though there is no extra information introduced. Compared to the most advanced PIMI method, GIMIRec has great advantages, especially for Amazon data-sets. For Amazon-Hybrid, the performance improvement is the highest. The possible reason is that the multiple interests of users can be better represented from a rich variety of items. For Taobao-Buy, the performance improvement is not as good as that for Amazon datasets due to the shorter time span of dataset and sparser user interactions.

The result fully verifies the effectiveness of integrating the global context information.

Ablation study. We conduct a series of ablation studies to observe the impact of parameters settings in the GCE module on the results. GIMIRec is compared with three GIMIRec variants, GIMI-Rec- $_{INT}$ (no Interval, Number and Threshold), GIMIRec- $_{IN}$ (no Interval and Number) and GIMIRec- $_{I}$ (no Interval). Among them, GIMIRec- $_{I}$ changes GIMIRec by setting $a=0$ and $b=1$ in Eq. 2, indicating that the interaction interval information is not used when calculating the global context. GIMIRec- $_{IN}$ further changes GIMI-Rec- $_{I}$ in Eq. 3 by setting $q_{uv}^k = 1$, indicating that neither time intervals nor the co-occurrence number of item pairs are used. The difference of GIMIRec- $_{INT}$ and GIMIRec- $_{IN}$ is that the former does not set the time interval threshold L_{time} . The experimental results in Table 5 show that the integration of the number of interactions and time intervals in the global context extraction module in GIMIRec is effective and can further improve the performance. The use of the time interval threshold L_{time} is valid to filter nearby item pairs.

Impact of the number of interests \mathcal{K} . Different from the general sequential recommendation, the multi-interest framework learns \mathcal{K} vectors for each user. Therefore, we discussed the impact of \mathcal{K} on the performance. The experimental results are listed in Table 6. It shows that the recommendation result of modeling multiple vectors for user preferences is better than that of modeling only a single vector. Moreover, the optimal \mathcal{K} value of the model relies on the dataset. The recommendation performance is the best when \mathcal{K} is 4 for two Amazon datasets. However, for Taobao-Buy, most of the recommendation results are the best when \mathcal{K} is 8. The possible reason is that Taobao-Buy has more product categories, which could reflect more interests of users.

Table 3: Performance results of $N=20$ on three benchmark datasets (%). The best in each column is bolded.

	Amazon-Books @20			Amazon-Hybrid @20			Taobao-Buy @20		
	Recall	NDCG	Hit Rate	Recall	NDCG	Hit Rate	Recall	NDCG	Hit Rate
GRU4Rec (2015)	4.003	6.792	8.815	3.178	2.850	6.598	0.887	0.660	1.633
Youtube DNN (2016)	4.364	7.679	10.585	3.395	3.012	7.173	1.279	1.118	2.375
MIND (2019)	4.652	7.943	10.638	4.315	3.938	8.585	3.802	3.126	6.235
ComiRec-DR (2020)	5.344	9.125	12.001	2.722	2.437	5.657	1.265	1.096	2.163
ComiRec-SA (2020)	5.602	8.993	11.488	3.817	2.992	7.555	7.802	6.662	11.538
PIMI (2021)	6.993	11.024	14.146	4.789	7.554	9.608	8.413	10.948	12.280
GIMIRec	9.180	14.709	18.149	7.033	10.750	13.304	9.980	13.051	14.401
Improvement %	31.270	33.425	28.298	46.857	42.316	38.470	18.627	19.216	17.270

Table 4: Performance results of $N=50$ on three benchmark datasets (%). The best in each column is bolded.

	Amazon-Books @50			Amazon-Hybrid @50			Taobao-Buy @50		
	Recall	NDCG	Hit Rate	Recall	NDCG	Hit Rate	Recall	NDCG	Hit Rate
GRU4Rec (2015)	6.541	10.319	13.546	5.564	3.820	11.441	1.864	1.076	3.097
Youtube DNN (2016)	7.410	12.025	15.906	5.767	3.781	11.660	2.190	1.396	3.754
MIND (2019)	7.731	12.032	16.128	6.807	4.826	13.375	5.186	3.338	8.038
ComiRec-DR (2020)	8.059	13.652	17.323	4.545	3.146	9.206	2.375	1.441	3.818
ComiRec-SA (2020)	8.469	13.567	17.127	6.697	4.154	12.941	9.570	7.322	14.168
PIMI (2021)	10.906	17.032	21.435	8.111	12.415	15.591	10.266	13.223	14.719
GIMIRec	14.103	21.756	26.582	11.642	17.262	21.186	12.679	16.424	18.006
Improvement %	28.986	27.271	22.959	43.537	39.039	35.884	23.515	24.211	22.334

Table 5: Ablation results of GIMIRec.

	Amazon-Books @20			Amazon-Hybrid @20			Taobao-Buy @20			Amazon-Books @50			Amazon-Hybrid @50			Taobao-Buy @50		
	Recall	NDCG	Hit Rate	Recall	NDCG	Hit Rate	Recall	NDCG	Hit Rate	Recall	NDCG	Hit Rate	Recall	NDCG	Hit Rate	Recall	NDCG	Hit Rate
GIMIRec- I_{NT}	8.480	13.652	17.079	6.889	10.521	13.075	9.247	12.170	13.404	13.161	20.471	25.317	11.344	16.894	20.751	11.803	15.422	16.925
GIMIRec- I_N	8.267	13.269	16.940	6.748	10.313	12.794	9.843	12.884	14.380	13.201	20.467	25.638	11.282	16.745	20.499	12.173	15.587	17.264
GIMIRec- I	8.852	14.195	17.632	6.566	10.036	12.346	9.366	12.224	13.616	13.646	21.056	25.870	10.709	15.977	19.405	12.016	15.404	17.031
GIMIRec	9.180	14.709	18.149	7.033	10.750	13.304	9.980	13.051	14.401	14.103	21.756	26.582	11.642	17.262	21.186	12.679	16.424	18.006

Table 6: The impact of the number of interests \mathcal{K} . The best in each column is bolded and the second best is underlined.

	Amazon-Books @20			Amazon-Hybrid @20			Taobao-Buy @20			Amazon-Books @50			Amazon-Hybrid @50			Taobao-Buy @50		
	Recall	NDCG	Hit Rate	Recall	NDCG	Hit Rate	Recall	NDCG	Hit Rate	Recall	NDCG	Hit Rate	Recall	NDCG	Hit Rate	Recall	NDCG	Hit Rate
$\mathcal{K} = 1$	8.635	14.187	17.934	<u>7.012</u>	<u>10.720</u>	13.032	7.853	10.538	11.729	13.251	20.888	26.003	11.276	17.077	20.892	9.849	12.950	14.231
$\mathcal{K} = 2$	8.522	13.872	17.503	6.817	10.512	12.977	7.588	9.936	11.092	13.095	20.542	25.544	11.003	16.605	20.264	9.252	11.937	13.213
$\mathcal{K} = 4$	9.180	14.709	18.149	7.033	10.750	13.304	9.995	12.939	14.295	14.103	21.756	26.582	11.642	17.262	21.186	12.168	15.907	17.540
$\mathcal{K} = 6$	8.721	13.841	17.008	6.557	10.080	12.343	9.855	12.868	14.295	13.516	20.809	25.403	10.720	16.015	19.441	12.232	15.880	17.540
$\mathcal{K} = 8$	8.739	13.898	17.086	7.007	10.632	<u>13.222</u>	<u>9.980</u>	13.051	14.401	13.669	21.011	25.693	11.424	16.938	20.764	12.679	16.424	18.006
$\mathcal{K} = 10$	<u>9.103</u>	<u>14.429</u>	<u>17.750</u>	6.759	10.365	12.980	9.856	12.842	<u>14.316</u>	<u>14.000</u>	<u>21.570</u>	<u>26.384</u>	11.326	16.871	20.774	<u>12.423</u>	<u>16.096</u>	<u>17.773</u>
$\mathcal{K} = 12$	8.908	14.100	17.563	6.991	10.633	13.209	9.913	<u>12.959</u>	14.401	13.845	21.224	26.153	<u>11.489</u>	<u>17.122</u>	<u>20.993</u>	12.387	15.910	17.625

Impact of hyperparameters α , β and γ . In the GCE module, we used three hyperparameters, α , β and γ , to set the co-occurrence weight of 1-hop, 2-hop and 3-hop respectively. Table 7 lists the recommendation results of GIMIRec on Amazon-Hybrid under different combinations of three parameters. It shows that the result with all three matrices is better than that of only 1-hop matrix. The recommendation result is optimal when the proportion of α , β and

γ is 5:2.5:1. The result is consistent with expectation, that is, the 1-hop relation is the most important.

Impact of hyperparameters a and b . The a and b in Eq. 2 determine how the GCE module uses the time interval of historical interactions. The value of a (the weight of time interval) has been proved to be effective in above ablation experiments. In Table 8, we experimented different combinations of a and b in Amazon-Hybrid.

Table 7: Impact of hyperparameters α , β and γ . The best in each column is bolded and the second best is underlined.

	Amazon-Hybrid @20			Amazon-Hybrid @50		
	Recall	NDCG	Hit Rate	Recall	NDCG	Hit Rate
1:0:0	6.248	9.599	11.905	10.183	15.251	18.617
1:1:0	6.916	10.603	13.189	11.291	16.803	20.637
1:1:1	6.872	10.498	13.016	11.323	16.864	20.679
3:2:1	6.550	10.014	12.326	10.614	15.844	19.290
4:2:1	<u>6.986</u>	<u>10.679</u>	<u>13.251</u>	<u>11.420</u>	<u>16.972</u>	<u>20.839</u>
4.5:2.1	6.906	10.590	13.117	11.326	16.877	20.735
4.2:5.1	6.503	9.997	12.294	10.705	15.953	19.349
5:2.5:1	7.033	10.750	13.304	11.642	17.262	21.186
5:3:1	6.729	10.239	12.686	11.144	16.530	20.124

Table 8: The impact of hyperparameters a and b .

	Amazon-Hybrid @20			Amazon-Hybrid @50		
	Recall	NDCG	Hit Rate	Recall	NDCG	Hit Rate
$a=0.3, b=0.7$	7.009	10.657	13.232	11.489	17.045	20.836
$a=0.4, b=0.6$	6.696	10.228	12.670	11.075	16.550	20.254
$a=0.5, b=0.5$	7.033	10.750	13.304	11.642	17.262	21.186
$a=0.6, b=0.4$	7.022	10.677	13.248	11.534	17.139	20.986
$a=0.7, b=0.3$	6.545	10.072	12.382	10.758	16.073	19.545

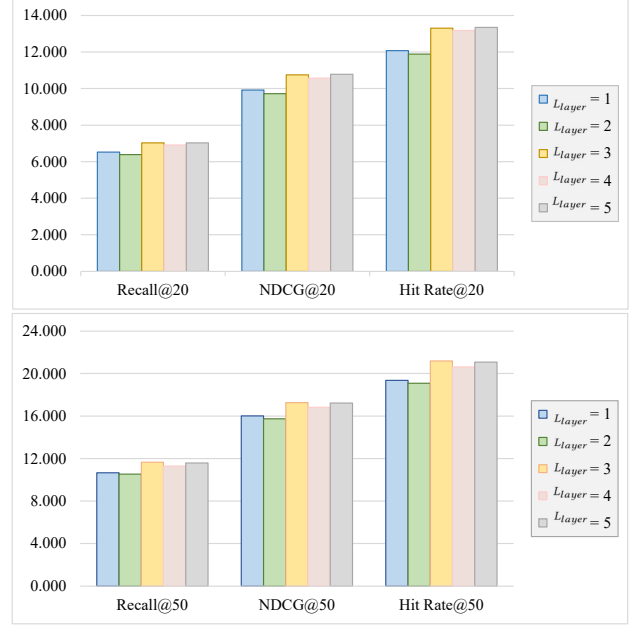
Table 9: The impact of the time threshold L_{time} .

	Amazon-Hybrid @20			Amazon-Hybrid @50		
	Recall	NDCG	Hit Rate	Recall	NDCG	Hit Rate
$L_{time}=32$	6.984	10.601	13.225	11.379	16.911	20.784
$L_{time}=64$	7.033	10.750	13.304	11.642	17.262	21.186
$L_{time}=128$	6.977	10.590	13.026	11.331	16.934	20.702
$L_{time}=256$	6.856	10.470	13.039	11.307	16.812	20.660

As seen, the best setting is $a=0.5, b=0.5$ and a too large value of a would cause the deterioration in model performance, because it may weaken the impact of co-occurrence number.

Impact of the time interval threshold L_{time} . Time thresholds are set in both the GCE module and the recent time interval representation module. We take Amazon-Hybrid as an example to observe the impact of different L_{time} on the results (see Table 9). It shows that for Amazon-Hybrid the model with L_{time} set to 64 performs best, probably because a larger time interval threshold may cause user’s recent interests to not be well emphasized, while a smaller threshold may cause the loss of part of user’s interests. We also found that the optimal L_{time} in Taobao-Buy is 7 (see the settings in Table 2). The results demonstrate that the L_{time} value is closely related to the dataset.

Impact of the number of GNN layers. The aggregation module uses a multi-head attention mechanism for aggregation and the number of GNN layers directly affects the performance. We tried 1 to 5 layers of aggregation on the Amazon-Hybrid dataset and found that the performance is stabilized after 3 layers. The detailed results are shown in Figure 4.

**Figure 4: The impact of the number of GNN layers L_{layer} .**

Time complexity analysis of the GCE module. In GCE, we conducted a lightweight graph convolution instead of a complete GCN. The overall time complexity of the latter is $O(|\xi|dK + |I|d^2K)$ [24, 26], where $|I|$ represents the number of items, $|\xi|$ represents the number of interactions (edges), d is the embedding dimension and K is the depth (i.e., the number of layers) of GCN. However, in the GCE module, only 1, 2 and 3-hop relations are calculated, the process of graph convolution is simplified and only one convolution layer is used. As a result, the time complexity of GCE is reduced to $O(|\xi|d)$.

6 CONCLUSION

This paper proposes a novel multi-interest framework for sequential recommendation, which leverages the historical interactions of all users to extract global context information, so as to better learn users’ multiple interests and provide better personalized recommendations. Specifically, the co-occurrence number of item pairs and their time intervals from all interaction sequences are first used to learn the global context embedding of items based on a simplified graph convolution operation. Then, the global context embedding is fused with the recent time interval embedding to get the personalized embedding for each user. Finally, a multi-interest framework is used to learn \mathcal{K} interest vectors for each user to provide recommendations. Extensive experiments verify that the potential information contained in the historical sequences can greatly benefit sequential recommendation. Since the proposed module does not use any external information and has lightweight calculations, it can be easily transplanted to any sequential recommendation model. In the future, we will further explore the multi-interest framework by focusing on the non-linear relationship between multiple interests of users and fine-grained representation of items.

REFERENCES

- [1] Yukuo Cen, Jianwei Zhang, Xu Zou, Chang Zhou, Hongxia Yang, and Jie Tang. 2020. Controllable Multi-Interest Framework for Recommendation. In *KDD '20: The 26th ACM SIGKDD Conference on Knowledge Discovery and Data Mining, Virtual Event, CA, USA, August 23-27, 2020*, Rajesh Gupta, Yan Liu, Jiliang Tang, and B. Aditya Prakash (Eds.). ACM, 2942–2951. <https://doi.org/10.1145/3394486.3403344>
- [2] Gaode Chen, Xinghua Zhang, Yanyan Zhao, Cong Xue, and Ji Xiang. 2021. Exploring Periodicity and Interactivity in Multi-Interest Framework for Sequential Recommendation. In *Proceedings of the Thirtieth International Joint Conference on Artificial Intelligence, IJCAI 2021, Virtual Event / Montreal, Canada, 19-27 August 2021*, Zhi-Hua Zhou (Ed.). ijcai.org, 1426–1433. <https://doi.org/10.24963/ijcai.2021/197>
- [3] Paul Covington, Jay Adams, and Emre Sargin. 2016. Deep Neural Networks for YouTube Recommendations. In *Proceedings of the 10th ACM Conference on Recommender Systems, Boston, MA, USA, September 15-19, 2016*, Shilad Sen, Werner Geyer, Jill Freyne, and Pablo Castells (Eds.). ACM, 191–198. <https://doi.org/10.1145/2959100.2959190>
- [4] M. Gori, G. Monfardini, and F. Scarselli. 2005. A new model for learning in graph domains. In *Proceedings. 2005 IEEE International Joint Conference on Neural Networks, 2005.*, Vol. 2. 729–734 vol. 2. <https://doi.org/10.1109/IJCNN.2005.1555942>
- [5] Xiangnan He, Kuan Deng, Xiang Wang, Yan Li, Yong-Dong Zhang, and Meng Wang. 2020. LightGCN: Simplifying and Powering Graph Convolution Network for Recommendation. In *Proceedings of the 43rd International ACM SIGIR conference on research and development in Information Retrieval, SIGIR 2020, Virtual Event, China, July 25-30, 2020*, Jimmy Huang, Yi Chang, Xueqi Cheng, Jaap Kamps, Vanessa Murdock, Ji-Rong Wen, and Yiqun Liu (Eds.). ACM, 639–648. <https://doi.org/10.1145/3397271.3401063>
- [6] Balázs Hidasi, Alexandros Karatzoglou, Linas Baltrunas, and Domonkos Tikk. 2016. Session-based Recommendations with Recurrent Neural Networks. In *4th International Conference on Learning Representations, ICLR 2016, San Juan, Puerto Rico, May 2-4, 2016, Conference Track Proceedings*, Yoshua Bengio and Yann LeCun (Eds.). <http://arxiv.org/abs/1511.06939>
- [7] Zan Huang and Daniel Dajun Zeng. 2011. Why Does Collaborative Filtering Work? Transaction-Based Recommendation Model Validation and Selection by Analyzing Bipartite Random Graphs. *INFORMS J. Comput.* 23, 1 (2011), 138–152. <https://doi.org/10.1287/ijoc.1100.0385>
- [8] Hao Jiang, Wenjie Wang, Yinwei Wei, Zan Gao, Yinglong Wang, and Liqiang Nie. 2020. What Aspect Do You Like: Multi-scale Time-aware User Interest Modeling for Micro-video Recommendation. In *MM '20: The 28th ACM International Conference on Multimedia, Virtual Event / Seattle, WA, USA, October 12-16, 2020*, Chang Wen Chen, Rita Cucchiara, Xian-Sheng Hua, Guo-Jun Qi, Elisa Ricci, Zhengyou Zhang, and Roger Zimmermann (Eds.). ACM, 3487–3495. <https://doi.org/10.1145/3394171.3413653>
- [9] Jeff Johnson, Matthijs Douze, and Hervé Jégou. 2021. Billion-Scale Similarity Search with GPUs. *IEEE Trans. Big Data* 7, 3 (2021), 535–547. <https://doi.org/10.1109/TBDATA.2019.2921572>
- [10] Wang-Cheng Kang and Julian J. McAuley. 2018. Self-Attentive Sequential Recommendation. In *IEEE International Conference on Data Mining, ICDM 2018, Singapore, November 17-20, 2018*. IEEE Computer Society, 197–206. <https://doi.org/10.1109/ICDM.2018.00035>
- [11] Diederik P. Kingma and Jimmy Ba. 2015. Adam: A Method for Stochastic Optimization. In *3rd International Conference on Learning Representations, ICLR 2015, San Diego, CA, USA, May 7-9, 2015, Conference Track Proceedings*, Yoshua Bengio and Yann LeCun (Eds.). <http://arxiv.org/abs/1412.6980>
- [12] Thomas N. Kipf and Max Welling. 2017. Semi-Supervised Classification with Graph Convolutional Networks. In *5th International Conference on Learning Representations, ICLR 2017, Toulon, France, April 24-26, 2017, Conference Track Proceedings*. OpenReview.net. <https://openreview.net/forum?id=SJU4ayYgl>
- [13] Chao Li, Zhiyuan Liu, Mengmeng Wu, Yuchi Xu, Huan Zhao, Pipei Huang, Guoliang Kang, Qiwei Chen, Wei Li, and Dik Lun Lee. 2019. Multi-Interest Network with Dynamic Routing for Recommendation at Tmall. In *Proceedings of the 28th ACM International Conference on Information and Knowledge Management, CIKM 2019, Beijing, China, November 3-7, 2019*, Wenwu Zhu, Dacheng Tao, Xueqi Cheng, Peng Cui, Elke A. Rundensteiner, David Carmel, Qi He, and Jeffrey Xu Yu (Eds.). ACM, 2615–2623. <https://doi.org/10.1145/3357384.3357814>
- [14] Jiacheng Li, Yujie Wang, and Julian J. McAuley. 2020. Time Interval Aware Self-Attention for Sequential Recommendation. In *WSDM '20: The Thirteenth ACM International Conference on Web Search and Data Mining, Houston, TX, USA, February 3-7, 2020*, James Caverlee, Xia (Ben) Hu, Mounia Lalmas, and Wei Wang (Eds.). ACM, 322–330. <https://doi.org/10.1145/3336191.3371786>
- [15] Yujia Li, Daniel Tarlow, Marc Brockschmidt, and Richard S. Zemel. 2016. Gated Graph Sequence Neural Networks. In *4th International Conference on Learning Representations, ICLR 2016, San Juan, Puerto Rico, May 2-4, 2016, Conference Track Proceedings*, Yoshua Bengio and Yann LeCun (Eds.). <http://arxiv.org/abs/1511.05493>
- [16] Greg Linden, Brent Smith, and Jeremy York. 2003. Amazon.com Recommendations: Item-to-Item Collaborative Filtering. *IEEE Internet Comput.* 7, 1 (2003), 76–80. <https://doi.org/10.1109/MIC.2003.1167344>
- [17] Yuqi Qin, Pengfei Wang, and Chenliang Li. 2021. The World is Binary: Contrastive Learning for Denoising Next Basket Recommendation. In *SIGIR '21: The 44th International ACM SIGIR Conference on Research and Development in Information Retrieval, Virtual Event, Canada, July 11-15, 2021*, Fernando Diaz, Chirag Shah, Torsten Suel, Pablo Castells, Rosie Jones, and Tetsuya Sakai (Eds.). ACM, 859–868. <https://doi.org/10.1145/3404835.3462836>
- [18] Franco Scarselli, Marco Gori, Ah Chung Tsoi, Markus Hegensbuchner, and Gabriele Monfardini. 2009. The Graph Neural Network Model. *IEEE Trans. Neural Networks* 20, 1 (2009), 61–80. <https://doi.org/10.1109/TNN.2008.2005605>
- [19] Maciej Skorski. 2020. Efficient Sampled Softmax for Tensorflow. *CoRR* abs/2004.05244 (2020). arXiv:2004.05244 <https://arxiv.org/abs/2004.05244>
- [20] Qiaoyan Tan, Jianwei Zhang, Ninghao Liu, Xiao Huang, Hongxia Yang, Jingren Zhou, and Xia Hu. 2021. Dynamic Memory based Attention Network for Sequential Recommendation. In *Thirty-Fifth AAAI Conference on Artificial Intelligence, AAAI 2021, Thirty-Third Conference on Innovative Applications of Artificial Intelligence, IAAI 2021, The Eleventh Symposium on Educational Advances in Artificial Intelligence, EAAI 2021, Virtual Event, February 2-9, 2021*. AAAI Press, 4384–4392. <https://ojs.aaai.org/index.php/AAAI/article/view/16564>
- [21] Ashish Vaswani, Noam Shazeer, Niki Parmar, Jakob Uszkoreit, Llion Jones, Aidan N. Gomez, Lukasz Kaiser, and Illia Polosukhin. 2017. Attention is All you Need. In *Advances in Neural Information Processing Systems 30: Annual Conference on Neural Information Processing Systems 2017, December 4-9, 2017, Long Beach, CA, USA*, Isabelle Guyon, Ulrike von Luxburg, Samy Bengio, Hanna M. Wallach, Rob Fergus, S. V. N. Vishwanathan, and Roman Garnett (Eds.). 5998–6008. <https://proceedings.neurips.cc/paper/2017/hash/3f5ee24357dee91fbd053c1c4a845aa-Abstract.html>
- [22] Xiang Wang, Xiangnan He, Meng Wang, Fuli Feng, and Tat-Seng Chua. 2019. Neural Graph Collaborative Filtering. In *Proceedings of the 42nd International ACM SIGIR Conference on Research and Development in Information Retrieval, SIGIR 2019, Paris, France, July 21-25, 2019*, Benjamin Piwowarski, Max Chevalier, Éric Gaussier, Yoelle Maarek, Jian-Yun Nie, and Falk Scholer (Eds.). ACM, 165–174. <https://doi.org/10.1145/3331184.3331267>
- [23] Xiang Wang, Hongye Jin, An Zhang, Xiangnan He, Tong Xu, and Tat-Seng Chua. 2020. Disentangled Graph Collaborative Filtering. In *Proceedings of the 43rd International ACM SIGIR conference on research and development in Information Retrieval, SIGIR 2020, Virtual Event, China, July 25-30, 2020*, Jimmy Huang, Yi Chang, Xueqi Cheng, Jaap Kamps, Vanessa Murdock, Ji-Rong Wen, and Yiqun Liu (Eds.). ACM, 1001–1010. <https://doi.org/10.1145/3397271.3401137>
- [24] Felix Wu, Amauri H. Souza Jr., Tianyi Zhang, Christopher Fifty, Tao Yu, and Kilian Q. Weinberger. 2019. Simplifying Graph Convolutional Networks. In *Proceedings of the 36th International Conference on Machine Learning, ICML 2019, 9-15 June 2019, Long Beach, California, USA (Proceedings of Machine Learning Research, Vol. 97)*, Kamalika Chaudhuri and Ruslan Salakhutdinov (Eds.). PMLR, 6861–6871. <http://proceedings.mlr.press/v97/wu19e.html>
- [25] Shu Wu, Yuyuan Tang, Yanqiao Zhu, Liang Wang, Xing Xie, and Tieniu Tan. 2019. Session-Based Recommendation with Graph Neural Networks. In *The Thirty-Third AAAI Conference on Artificial Intelligence, AAAI 2019, The Thirty-First Innovative Applications of Artificial Intelligence Conference, IAAI 2019, The Ninth AAAI Symposium on Educational Advances in Artificial Intelligence, EAAI 2019, Honolulu, Hawaii, USA, January 27 - February 1, 2019*. AAAI Press, 346–353. <https://doi.org/10.1609/aaai.v33i01.3301346>
- [26] Zonghan Wu, Shirui Pan, Fengwen Chen, Guodong Long, Chengqi Zhang, and Philip S. Yu. 2021. A Comprehensive Survey on Graph Neural Networks. *IEEE Trans. Neural Networks Learn. Syst.* 32, 1 (2021), 4–24. <https://doi.org/10.1109/TNNLS.2020.2978386>
- [27] Xin Xia, Hongzhi Yin, Junliang Yu, Qinyong Wang, Lizhen Cui, and Xiangliang Zhang. 2021. Self-Supervised Hypergraph Convolutional Networks for Session-based Recommendation. In *Thirty-Fifth AAAI Conference on Artificial Intelligence, AAAI 2021, Thirty-Third Conference on Innovative Applications of Artificial Intelligence, IAAI 2021, The Eleventh Symposium on Educational Advances in Artificial Intelligence, EAAI 2021, Virtual Event, February 2-9, 2021*. AAAI Press, 4503–4511. <https://ojs.aaai.org/index.php/AAAI/article/view/16578>
- [28] Jiaxuan You, Yichen Wang, Aditya Pal, Pong Eksombatchai, Chuck Rosenberg, and Jure Leskovec. 2019. Hierarchical Temporal Convolutional Networks for Dynamic Recommender Systems. In *The World Wide Web Conference, WWW 2019, San Francisco, CA, USA, May 13-17, 2019*, Ling Liu, Ryan W. White, Amin Mantrach, Fabrizio Silvestri, Julian J. McAuley, Ricardo Baeza-Yates, and Leila Zia (Eds.). ACM, 2236–2246. <https://doi.org/10.1145/3308558.3313747>
- [29] Jiahao Yuan, Zihan Song, Mingyou Sun, Xiaoling Wang, and Wayne Xin Zhao. 2021. Dual Sparse Attention Network For Session-based Recommendation. In *Thirty-Fifth AAAI Conference on Artificial Intelligence, AAAI 2021, Thirty-Third Conference on Innovative Applications of Artificial Intelligence, IAAI 2021, The Eleventh Symposium on Educational Advances in Artificial Intelligence, EAAI 2021, Virtual Event, February 2-9, 2021*. AAAI Press, 4635–4643. <https://ojs.aaai.org/index.php/AAAI/article/view/16593>

- [30] Tianyu Zhu, Leilei Sun, and Guoqing Chen. 2021. Graph-based Embedding Smoothing for Sequential Recommendation. *IEEE Transactions on Knowledge and*

Data Engineering PP (04 2021), 1–1. <https://doi.org/10.1109/TKDE.2021.3073411>