

Hitting two BSM particles with one lepton-jet: search for a top partner decaying to a dark photon, resulting in a lepton-jet

K. du Plessis¹, M. M. Flores^{1,2}, D. Kar^{1*}, S. Sinha¹ H. van der Schyf¹,

¹ School of Physics, University of Witwatersrand, Johannesburg, South Africa.

² National Institute of Physics, University of the Philippines, Diliman, Quezon City, Philippines.

* deepak.kar@cern.ch

February 17, 2022

Abstract

A maverick top partner model, decaying to a dark photon was suggested in Ref. [1]. The dark photon decays to two overlapping electrons for dark photon masses of ≈ 100 GeV, and results in a so-called lepton-jet. The event includes a top quark as well, which results in events with two boosted objects, one heavy and the other light. We propose a search strategy exploiting the unique signal topology. We show that for a set of kinematic selections, both in hadronic and leptonic decay channel of the SM top quark, almost all background can be eliminated, leaving enough signal events up to top partner mass of about 3 TeV for the search to be viable at the LHC.

Contents

1	Introduction	2
2	Maverick Top Partners	2
2.1	Brief Survey of the Model	2
2.2	Event Generation	4
2.3	Current experimental bounds on VLTs	4
3	Analysis strategy	4
3.1	Overview	4
3.2	Analysis with the top quark decaying hadronically	6
3.3	Analysis with the top quark decaying leptonically	9
4	Conclusions	13
	References	13

1 Introduction

The Standard Model (SM) of particle physics has by far been successful in explaining almost all the experimentally observed microscopic phenomena. However, it is deemed an incomplete theory due to a number of reasons, one of which is its failure to explain dark matter (DM), whose existence is empirically established from various astrophysical data [2,3]. Although the presence of dark matter is pretty much a consensus, little is known regarding its interaction with itself and with the elementary particles of SM. One possibility is that dark matter particles may interact through some dark force akin to the electromagnetic force felt by ordinary particles. This leads to the conjecture of the existence of a new gauge boson that would mediate this dark force, analogous to the role of the photon in Quantum Electrodynamics. For this reason, the new gauge boson is referred to in literature as the *dark photon* [4] (which will be denoted in this paper as γ_d), although the terms *paraphoton* [5] and *U-boson* [6] have been used.

In this paper, we propose a new search strategy for a chimera-like scenario, where a dark photon will come *not* from known SM particles, but rather from hypothetical vectorlike quarks (VLQ), T (also known as top partners), dubbed the *maverick top partners* [1], i.e., VLTs [7–10] with unconventional decays. The primary model is motivated by [1], in which a top-partner is charged under both the SM and a new gauge $U(1)_d$ group, where the SM is neutral under the $U(1)_d$.

The paper is divided into the following sections: in Section 2 we discuss the general idea of maverick top partners and the model in concern, followed by event generation procedure which is provided in 2.2. In Section 3, we discuss the particle - level analysis performed for the model in question, and estimate our ability to experimentally probe such a chimera-like scenario, and finally present our conclusions in Section 4.

2 Maverick Top Partners

2.1 Brief Survey of the Model

There are theoretical reasons to believe that dark photons could be massless or massive [4], and their respective features and experimental signatures are quite distinct. In this paper we focus on the massive photon since it is more readily accessible in the collider searches (due to the fact that it couples to ordinary matter).

Typical production mechanisms of massive dark photons include [4,11]:

- Bremsstrahlung, whereby an incoming electron scatters off a nuclei target (Z) and emits dark photon, i.e., $e^- Z \rightarrow e^- Z \gamma_d$;
- Annihilation, whereby an electron-positron pair annihilates into a photon and a dark photon, i.e., $e^- e^+ \rightarrow \gamma \gamma_d$; and
- Drell-Yan, whereby a quark-antiquark pair annihilates into a dark photon, which consequently decays into a lepton pair or hadrons, i.e., $q\bar{q} \rightarrow \gamma_d \rightarrow l^- l^+$ or $h^- h^+$.

Here we consider a special production mechanism where the dark photon comes from a VLT, and thus the production chain will look like $VLT \rightarrow t \gamma_d$, where t is the SM top quark.

The decay modes of the massive dark photon is further divided into whether it is visible or invisible, with the borderline requirement of visibility being $m_{\gamma_d} > 2m_e \simeq 1$ MeV because then it can decay into SM charged particles (electron-positron pairs being the extreme case) which leave a signature in the detectors. Otherwise, it cannot decay into known SM charged particles and the decay is therefore invisible. We choose to study this extreme case of dark photon decaying into electron-positron pairs since these final states result into the lesser studied unusual topology known as *lepton-jets*. This choice constrains our massive photon to have a mass between 1 MeV to 200 MeV, otherwise the branching ratio (BR) into electron-positron pairs is not 100% and we get non-zero BR into muon-antimuon pairs [1, 11].

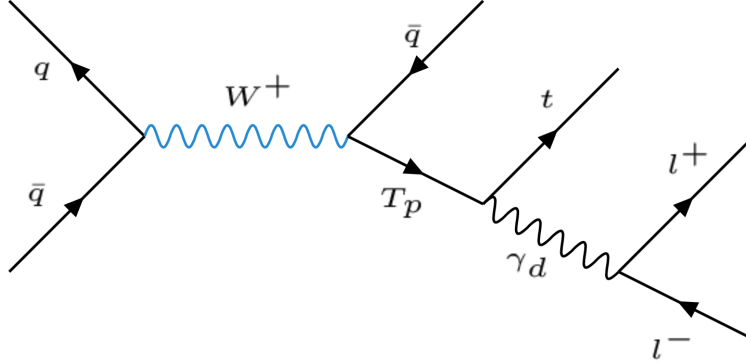


Figure 1: Feynman diagram showing the production mechanism of VLT going to a top quark and a dark photon, which subsequently decays to two leptons.

Hence, we perform a phenomenological study on final states involving a lepton-jet in association with the top quark, investigating both the scenarios where the top quark decays hadronically or leptonically.

No evidence in favor of VLTs has been found at the Large Hadron Collider (LHC) when probing via its traditional decays into SM particles. Hence, nontraditional decays are searched for, including decay into the dark photon which becomes dominant provided that its mass is very less compared to the SM electroweak sector ($m_{\gamma_d} \ll m_Z$). This appealing scenario provides a probe for light dark sector by searching for heavy particles at the LHC, thus bridging the two heavy and light mass regimes of BSM particles, VLTs and dark photons respectively.

In order for the VLT decays into the dark photon to be dominant, we follow the model discussed in-depth in [1], where a new Abelian gauge symmetry $U(1)_d$ is introduced whose gauge boson is the dark photon itself (i.e., SM is extended to $SU(3) \times SU(2)_L \times U(1)_Y \times U(1)_d$). The SM particles are singlets under this new symmetry while the VLT has a charge +1. Specifically, this VLT is a singlet under $SU(2)_L$ with SM hypercharge $Y = 2/3$. With this, the dark photon gauge boson kinetically mixes with the SM $U(1)_Y$ field. While this opens up a decay channel of VLT into the dark photon (plus top), its decay into fully SM final states (such as $W/Z/h$ plus top) is still feasible. To enhance the former, we take the $U(1)_d$ scale to be significantly smaller than the electroweak scale ($m_{\gamma_d} \ll m_Z$) since the partial widths of VLT decay into γ_d relative to SM electroweak bosons is proportional to $(v_{EW}/v_d)^2$, where $v_{EW} = 246$ GeV is the Higgs boson vacuum expectation value (vev) and v_d is the VeV of the dark sector Higgs boson.

It should be noted that VLTs at the LHC can either be pair produced ($pp \rightarrow T\bar{T}$), or produced singly in association with a jet ($pp \rightarrow T/\bar{T} + \text{jet}$). The single production mechanism surpasses the pair production in a wide range of m_{VLT} , with the latter only outmatching the former in relatively low M_{VLT} masses ($M_{VLT} \lesssim 1000$ GeV) [1, 12]. In this work, we only focus on the single VLT production since not only is it the more favored production phase space, the final state it produces is also relatively “cleaner” as opposed to pair production.

With the requirement that the kinetic mixing ε is small on top of the $m_{\gamma_d} \ll m_Z$ mass requirement, enhances VLT decay into dark photons, and the $U(1)_d$ gauge boson inherits couplings to SM particles through the electromagnetic current with coupling strength εeQ [1]. This in turn, kinematically opens up dark photon decays into e^+e^- , for the values of m_{γ_d} considered in this paper.

2.2 Event Generation

Signal events were generated using MADGRAPH5 interfaced with PYTHIA8 [13] (using the default NN23LO1 parton distribution function set [14]) from UFO [15] files based on the maverick top partner model in [1], with the relevant parameters above set as: $v_d = 10$ GeV, $\varepsilon = 0.001$. We vary the VLT masses from 1 TeV, 3 TeV to 5 TeV (with cross sections of 47.6 fb, 0.41 fb and 0.0054 fb respectively) to make sure that we remain at the phase space where it is singly produced. Also, we chose $m_{\gamma_d} = 0.1$ GeV which ensures that the branching ratio (BR) to e^+e^- is 1.

For each signal mass point, 100,000 events were generated, while for each background processes, 1 million events were generated. All the background processes have been generated using PYTHIA8 as well. While a leading order generator cannot model all the background accurately, our aim here is to get the general characteristics of the background processes, and suggest ways to reduce them, for which PYTHIA8 is adequate. In any case, the region of interest is the tail of reconstructed VLT mass distribution, so only general features can be studied in a particle level analysis with limited Monte Carlo statistics. Finally, all distributions below are normalised using an integrated luminosity of 300 fb^{-1} , corresponding to projected combined integrated luminosity after LHC Run 3.

2.3 Current experimental bounds on VLTs

Currently, the most stringent limits on VLT masses are set by the ATLAS and CMS experiments [16–19]. The excluded masses for VLT depend on the branching ratios (BR) assumed; and for extreme values of 100% BR, a singlet VLT is excluded for masses below 2 TeV.

3 Analysis strategy

3.1 Overview

The signal is characterised by an opposite sign electron pair with high p_T and very little angular separation. They form what is known as a lepton-jet (more specifically electron-jet in our case), where tracks from the two electrons will overlap, and the energy deposits will be collected in a single jet. Electron reconstruction algorithm used in LHC experiments will mostly mis-reconstruct it as a single electron. So unlike standard searches, electron multiplicity is a misleading observable here.

lepton-jets have been studied sparingly at the LHC [20–22], mostly to search for SUSY and Higgs portal models with relatively high mass bosons compared to the dark photon considered here. As mass calibration for jets in experiments is deemed unreliable below 10 GeV, we are in no position to exploit the lepton-jet mass. However, since the lepton-jet will be boosted, the mass over transverse momentum ratio (subsequently referred to as m/p_T) of such jets can be used as a discriminating variable, even accounting for the inherent uncertainty in the measured mass value. The *standard* jets from quarks and gluons tend to have a much higher mass compared to $\approx 100\text{--}200$ MeV. Experimentally, the lepton-jet is expected to have a larger than usual fraction of energy deposited in electromagnetic calorimeter, which can be exploited as well.

The event also contain a top quark, and a at least one more jet coming from the initial quark. A sketch of the event topology is shown in Fig. 2. We do note this is aid for visualisation, not an accurate indicator of the event kinematics.

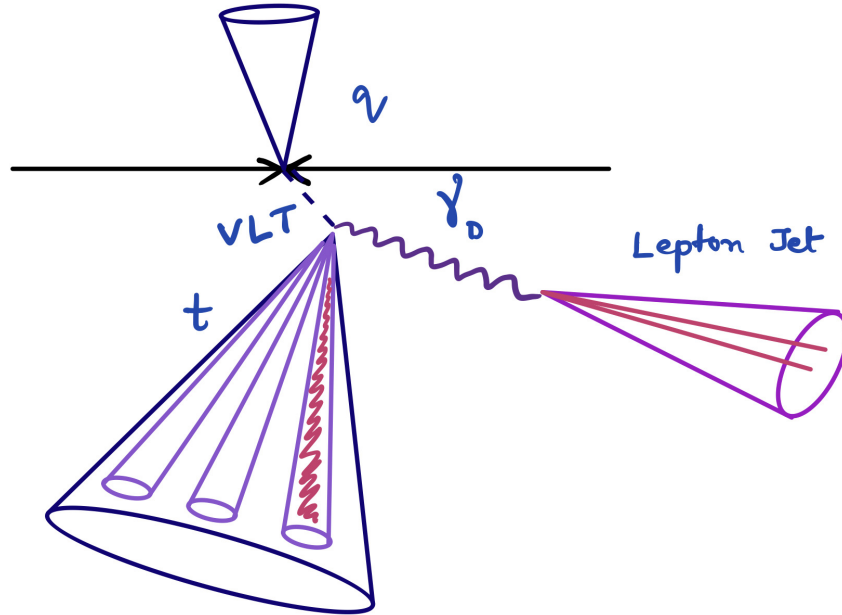


Figure 2: A cartoon of different objects produced in a typical signal event. All decays shown are prompt. The large-radius jet shows the hadronically decaying top quark, the the b-tagged jet shown as shaded. In leptonic decay mode of the top quark, it will contain a charged lepton and corresponding neutrino, along with the b-tagged jet.

The decay mode of the top quark on the other side will determine the full topology. We investigate the two scenarios of the top quark decaying hadronically and leptonically separately.

We note that due to the lepton-jet being very boosted, the resulting two electrons will have a very skewed energy (hence transverse momentum) distribution, with one usually produced with a much higher p_T . This has crucial implications in the leptonic channel, as we will see. We also note that the initial quark produced along with the VLT can be a bottom quark, so we expect two b-tagged jets in some events.

In the following analysis, we will use objects as they are commonly used in experiments.

Jets will be the ones reconstructed using anti- k_t [23] algorithm with radius parameter of 0.4, $p_T > 30$ GeV and $|\eta| < 4.4$. Large radius jets are reconstructed using anti- k_t algorithm with radius parameter of 1.0, with $p_T > 150$ GeV and $|\eta| < 2$. We have not used any grooming as it is a particle level study without any pileup, but application of standard trimming or soft-drop would not change any conclusions. Muons or neutrinos are not used as jet inputs, and the presence of a b-hadron inside a jet is used to determine if the jet is b-tagged or not. Lepton are chosen with $p_T > 25$ GeV and $|\eta| < 2.5$, dressed with photons within a radius of 0.1 and not originating from hadron decays. The missing transverse momentum is calculated from the negative four-vector sum of all visible particles. The most inclusive suggested trigger will be a single electron trigger with appropriate threshold. Rivet analysis toolkit [24] has been used.

3.2 Analysis with the top quark decaying hadronically

The signal topology in hadronic channel is two electrons being identified as one as a part of a high p_T , low mass lepton-jet, a boosted top quark jet, and at least another jet. The event selection requirement is at least one electron, no muons, and at least three jets, at least one of them being b-tagged.

The largest background by far is the usual multijet processes, where a jet is misreconstructed as an electron. Top quark pair production and all-hadronic and (electron-channel) semileptonic decay modes will consist of the other significant background processes. The cross-sections of other possible background processes, like top + Z + jets, top + W + jets, top + γ + jets are tiny, and therefore neglected. We required there be at least one small radius jet and at least three large radius jets.

The lepton-jet candidate is the jet closest in ΔR to the leading p_T electron. This is verified by checking the ΔR between the two electrons and between the leading electron and the closest jet in Fig. 3.

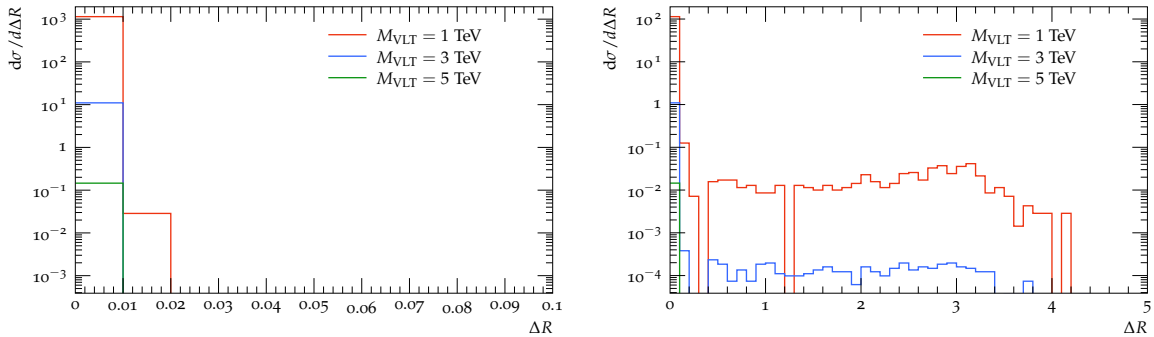


Figure 3: Distributions of ΔR between the two electrons (left) and ΔR between leading electron and closest jet (right) for three representative signal points

As expected, the two electrons are almost on top of each other, and there is always a jet collinear with them. In order to be consistent with the experimental signature, we require minimum of only one electron, not two. However, for multijet and hadronic $t\bar{t}$ backgrounds, this one electron requirement had to be relaxed, as jets misidentified as electrons will result in these reducible backgrounds. Here we have scaled the cross-sections by 0.1 to mimic the

electron misidentification rate. Requiring a *tight* electron identification criteria will help in reducing these backgrounds.

The top-jet candidate is a highest mass large radius jet, satisfying a top-mass window (chosen rather liberally to be between 125–225 GeV) requirement. The large-radius jet is also required to contain a b-tagged jet with $\Delta R < 1$. While any of the standard top-tagging techniques [25,26] or requirements on jet substructure observables can be used to increase the purity of the top-jet selection, we leave that for the experimental analysis.

Since there is no real electron in multijet and hadronic $t\bar{t}$ background events, we have considered the jets farthest from the top jet candidate as the lepton-jet. Then the invariant mass of the top partner is reconstructed from four-momenta of the lepton-jet and top jet candidates. This is the key observable for the search.

Kinematic selections are used based on signal characteristics to reduce the background contributions. Fig. 4 shows lepton-jet and top jet p_T distributions, and based on these, a 200 GeV requirement is applied on both. Additionally based on Fig. 5, a $\Delta\phi > 1.5$ requirement is applied between the lepton-jet and top jet candidate, as they are expected to be more back-to-back than most background processes. After all the above kinematic requirements, we are still left with a significant background, as can be seen in the top partner mass distribution in reconstructed VLT mass distribution on the right of Fig. 5.

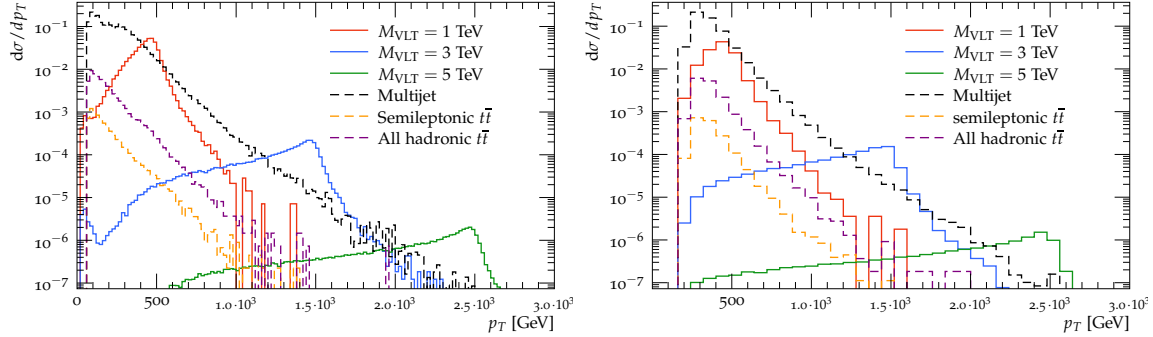


Figure 4: Distributions of lepton-jet p_T (left) and the top jet candidate p_T (right) for three representative signal points and dominant background processes

Then in Fig. 6, m/p_T for signals and backgrounds is compared, and requiring the ratio to be less than 0.01 essentially keeps only the signal, as can be seen in the right figure.

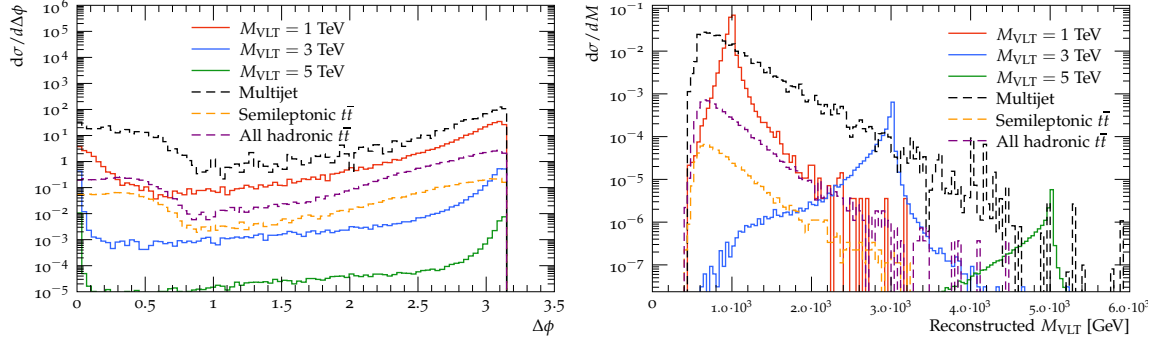


Figure 5: Distributions of $\Delta\phi$ between the lepton-jet and hadronic top jet and VLT mass after all kinematic requirements for three representative signal points and dominant background processes

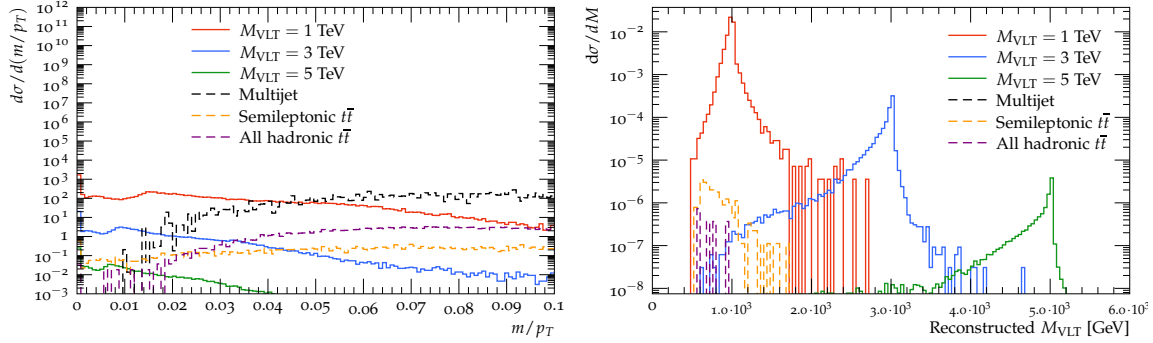


Figure 6: Distributions of lepton-jet m/p_T ratio before (right) and reconstructed VLT mass after the $m/p_T < 0.01$ requirement for three representative signal points and dominant background processes

A detailed study on the effect of these kinematic requirement on signal and background was performed and summarised in Table 1 for the signal points.

While the requirements enforced decrease the signal significantly, the m/p_T requirement essentially makes it a zero background search. The different impact of b-jet containment and m/p_T requirement on different signals is due to how boosted the signal is. After all selections, 2380 signal events remain for VLT mass of 1 TeV, and 35 events for VLT mass of 3 TeV, while the less than 1 event for VLT mass of 5 TeV makes that signal inaccessible.

Requirement	Signal efficiency reduction for TP mass in %:		
	1 TeV	3 TeV	5 TeV
Lepton multiplicity	97	98	98
Jet multiplicity	93	94	92
Top mass window	75	79	71
B-jet multiplicity	68	75	68
lepton-jet p_T	64	73	67
Top jet p_T	64	73	67
B-jet containment	57	57	41
Lepton and top jet separation	56	56	40
m/p_T	17	29	27

Table 1: Effect of kinematic requirements on leptonic channel signal points. Each requirement is mentioned earlier.

3.3 Analysis with the top quark decaying leptonically

The signal topology in leptonic channel is two electrons being identified as one as a part of a high p_T , a low mass lepton-jet, a top quark decaying leptonically, and at least another jet. Depending on lepton flavour from top quark decay, two scenarios are possible, termed electron and muon channels. At least two jets, with at least one of them b-tagged is required.

In both cases, the top quark is reconstructed by using the pseudotop method [27]. The algorithm starts with the reconstruction of the neutrino four-momentum. While the x and y components of the neutrino momentum are set to the corresponding components of the missing transverse momentum, the z component is calculated by imposing the W boson mass constraint on the invariant mass of the charged-lepton–neutrino system. If the resulting quadratic equation has two real solutions, the one with the smaller value of $|p_z|$ is chosen. If the discriminant is negative, only the real part is considered. The leptonically decaying W boson is reconstructed from the charged lepton and the neutrino. The leptonic top quark is reconstructed from the leptonic W and the b-tagged jet closest in ΔR to the charged lepton. We will refer it to as the leptonic top candidate.

In the muon channel, the muon is always used to reconstruct the leptonic top. In the electron channel, a possible ambiguity can arise, as there are three electrons, two of them are expected to be overlapping, and the third from the top quark. We cannot *a priori* assume that the leading electron is from the dark photon decay, or the electron closest to the b-tagged jet is from the top quark decay, as a large fraction of events have two b-tagged jets, the second one from the initial quark. However, we have found that the electron pair with the highest invariant p_T comes from the dark photon about 99.5% of the time, so we use this pair as the single merged electron seeding the lepton-jet, as seen by the detector. Then the remaining electron is used for leptonic top reconstruction. Then the invariant mass of the top partner is reconstructed from four-momenta of the lepton-jet and leptonic top candidates.

As in the hadronically decaying top quark scenario above, we need to be careful about lepton multiplicity when considering the backgrounds. For the muon channel, in order to be consistent with the experimental signature, we require at least one electron and at least one muon. The largest background is the dileptonic mixed flavour $t\bar{t}$ process, which is an irreducible background. Since mis-reconstruction of muons as jets are relatively rare as compared to electrons, we do not have to worry about background that does not contain a real muon.

The semileptonic $t\bar{t}$ process with a muon will be a reducible background, where a jet from leptonic top can mimic the lepton-jet. As before, for this case, we have loosened the electron requirement, and applied a normalisation factor of 0.1.

For the electron channel, we start by requiring at least three electrons, and no muons. However, then the merged lepton is used, so the effective requirement is two. The largest background is the dileptonic $t\bar{t}$ process with both top quarks decaying to electrons, which is an irreducible background. The semileptonic $t\bar{t}$ process with an electron will be a reducible background, where a jet from hadronic top can mimic the lepton-jet or the leptonic top. As before, for this case, we have loosened the electron requirement, and applied an extra normalisation factor of 0.1.

The other significant backgrounds can be W/Z boson (decaying to electrons) with jets. As the Z -boson mass is much higher than the dark photon mass, the electrons rarely end up overlapping, and the b -jet requirement essentially gets rid of almost all the W +jets contribution. We have not explicitly considered τ decay modes of the top quark as the hadronic decay mode will be equivalent to the fully hadronic signature considered, and the leptonic decay modes will be similar to the electron and muon channels.

The kinematic requirements are inline with those applied in hadronic case, with requirements of lepton-jet p_T and leptonic top candidate p_T of 200 GeV. Most kinematic distributions are similar to the hadronic channel ones shown above, so we did not repeat them. The distribution of them is shown in Fig. 7.

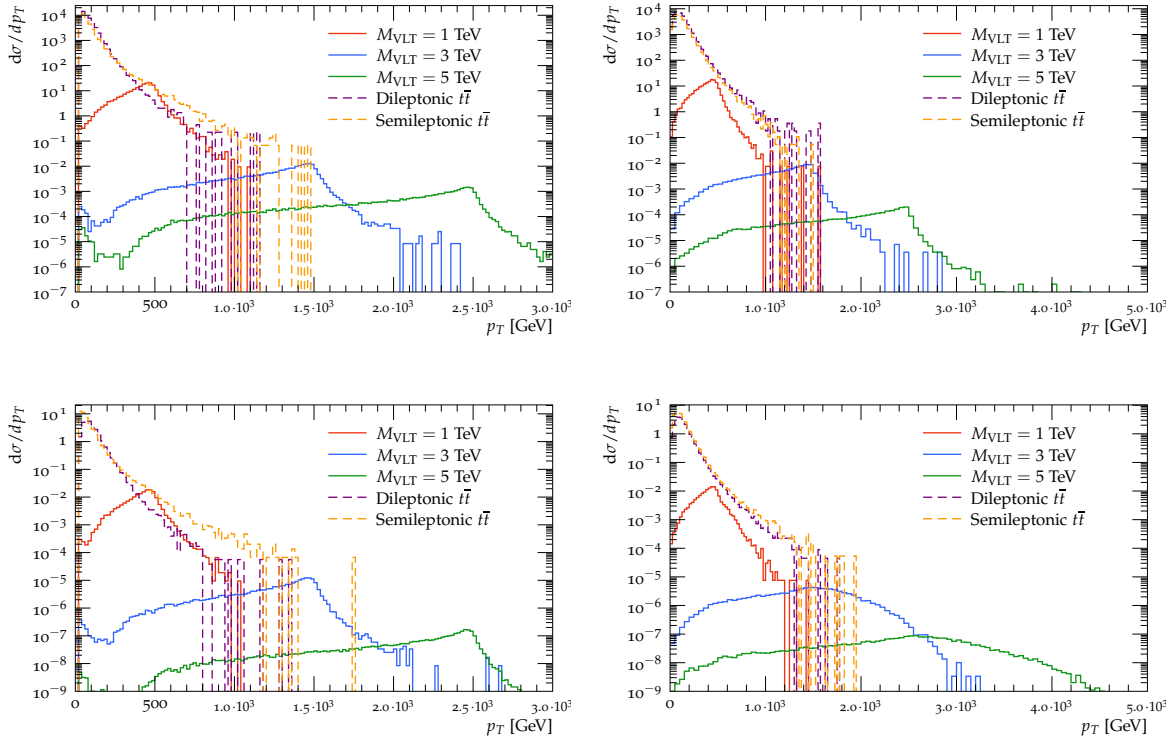


Figure 7: Distributions of lepton-jet p_T (top row) and the leptonic top candidate p_T (bottom row) for muon (left) and electron (right) channels for three representative signal points and dominant background processes

Similarly the b-tagged jet is required to be with $\Delta R < 1$ of the leptonic top candidate, and a $\Delta\phi > 2.5$ requirement is applied between the lepton-jet and leptonic top candidate, the latter distribution is shown in Fig. 8. A loose minimum mass requirement of 100 GeV is applied for the leptonic top candidate. Finally the same m/p_T requirement as before is applied, and it again helps to massively reduce all backgrounds, as can be seen in Fig. 9.

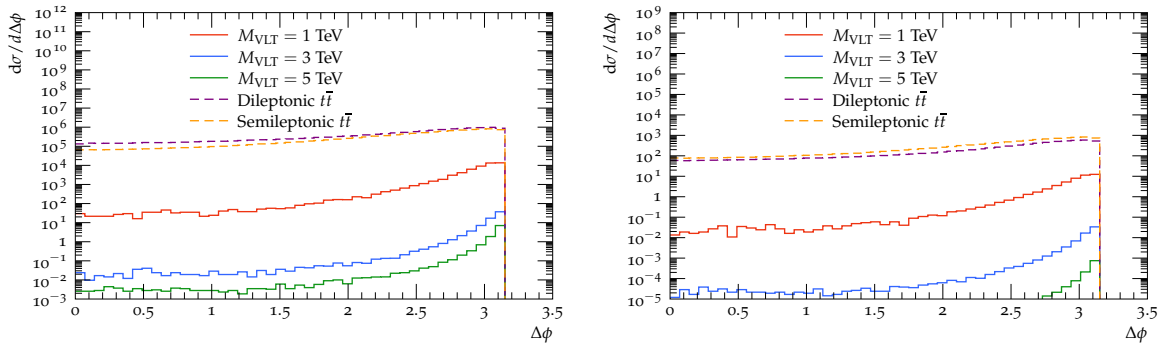


Figure 8: Distributions of $\Delta\phi$ between the lepton-jet and the leptonic top candidate for the muon channel (left) and the electron channel (right) for three representative signal points and dominant background processes

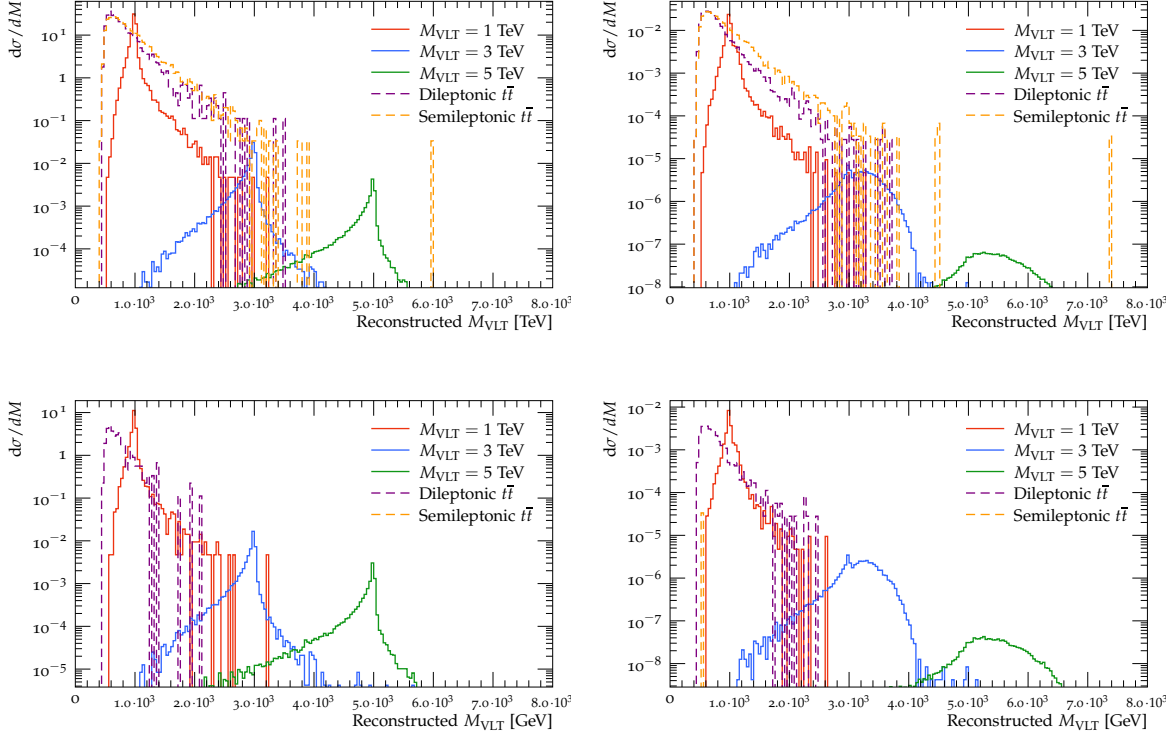


Figure 9: Distributions of reconstructed VLT mass before (top row) and after the $m/p_T < 0.01$ requirement, for muon (left) and electron (right) channels for three representative signal points and dominant background processes

A detailed study on the effect of these kinematic requirement on signal and background was performed and summarised in Table 2 separately for electron and muon channels, as defined above. The initial drop is due to one of the leptons falling below the kinematic thresholds, and while the m/p_T requirement does reduce the efficiencies drastically, it also eliminates almost all of the background, as seen above. We can also consider a requirement on missing transverse momentum, but this is always better to leave for a detector level analysis. Similarly, a requirement of about 100 GeV on the leading electron p_T keeps almost all of the signal and will help in reducing backgrounds, but this is better optimised using the potential mis-reconstructed electrons at the detector level. After all selections and combining both channels, 1456 signal events remain for VLT mass of 1 TeV, and 29 events for VLT mass of 3 TeV, while the less than 1 event for VLT mass of 5 TeV makes that signal inaccessible.

Requirement	Signal efficiency reduction for TP mass in %:					
	1 TeV		3 TeV		5 TeV	
	El	Mu	El	Mu	El	Mu
Lepton multiplicity	70	82	88	92	92	94
Jet multiplicity	62	72	84	88	88	92
lepton-jet p_T	60	68	82	88	88	92
Top jet p_T	58	66	82	88	88	92
Top mass minimum	58	64	82	86	88	92
B-jet containment	54	60	80	84	86	90
Lepton and top separation	52	58	78	82	84	88
m/p_T	16	18	38	40	54	56

Table 2: Effect of kinematic requirements on leptonic channel signal points. Each requirement is mentioned earlier.

4 Conclusions

A maverick top partner model, decaying to a dark photon was suggested in Ref. [1]. A phenomenological exploration of the model has been performed, and a search strategy has been proposed exploiting the unique signal topology. We show that for a set of kinematic selections, both in hadronic and leptonic decay channel of the SM top quark, almost all background can be eliminated, leaving enough signal events for the search to be viable at the LHC upto VLT mass of 3 TeV. The hadronic channel was found to have larger sensitivity.

Acknowledgements

We thank the authors of the maverick top partner paper, specifically Ian M. Lewis and Samuel D. Lane for providing us with model files to cross check ours. We thank Peter Loch for illuminating discussion on applicability of jet mass calibration and suggesting the use of mass over transverse momentum ratio. DK is funded by National Research Foundation (NRF), South Africa through Competitive Programme for Rated Researchers (CPRR), Grant No: 118515. MMF is funded by the Department of Science and Technology (DOST) - Accelerated Science and Technology Human Resource Development Program (ASTHRDP) Postdoctoral Research Fellowship. SS thanks University of Witwatersrand Research Council for Sellschop grant and NRF for grant-holder linked bursary. KDP thanks the National Astrophysics and Space Science Programme (NASSP) for their ongoing financial support. HVDS thanks SA-CERN programme for excellence scholarship.

References

- [1] J. H. Kim, S. D. Lane, H.-S. Lee, I. M. Lewis and M. Sullivan, *Searching for Dark Photons with Maverick Top Partners*, Phys. Rev. D **101**(3), 035041 (2020), doi:10.1103/PhysRevD.101.035041, 1904.05893.
- [2] L. Baudis, *The Search for Dark Matter* (2018), doi:10.1017/S1062798717000783, 1801.

08128.

- [3] G. Arcadi, M. Dutra, P. Ghosh, M. Lindner, Y. Mambrini, M. Pierre, S. Profumo and F. S. Queiroz, *The waning of the WIMP? A review of models, searches, and constraints*, Eur. Phys. J. C **78**(3), 203 (2018), doi:10.1140/epjc/s10052-018-5662-y, 1703.07364.
- [4] M. Fabbrichesi, E. Gabrielli and G. Lanfranchi, *The Dark Photon* (2020), doi:10.1007/978-3-030-62519-1, 2005.01515.
- [5] B. Holdom, *Two $U(1)$'s and Epsilon Charge Shifts*, Phys. Lett. B **166**, 196 (1986), doi:10.1016/0370-2693(86)91377-8.
- [6] P. Fayet, *Extra $U(1)$'s and New Forces*, Nucl. Phys. B **347**, 743 (1990), doi:10.1016/0550-3213(90)90381-M.
- [7] F. Del Aguila and M. Bowick, *The possibility of new fermions with $\delta m_i = 0$ mass*, Nuclear Physics B **224**(1), 107 (1983), doi:https://doi.org/10.1016/0550-3213(83)90316-4.
- [8] J. H. Kim and I. M. Lewis, *Loop Induced Single Top Partner Production and Decay at the LHC*, JHEP **05**, 095 (2018), doi:10.1007/JHEP05(2018)095, 1803.06351.
- [9] H. Alhazmi, J. H. Kim, K. Kong and I. M. Lewis, *Shedding Light on Top Partner at the LHC*, JHEP **01**, 139 (2019), doi:10.1007/JHEP01(2019)139, 1808.03649.
- [10] M. J. Dolan, J. L. Hewett, M. Krämer and T. G. Rizzo, *Simplified Models for Higgs Physics: Singlet Scalar and Vector-like Quark Phenomenology*, JHEP **07**, 039 (2016), doi:10.1007/JHEP07(2016)039, 1601.07208.
- [11] M. Graham, C. Hearty and M. Williams, *Searches for dark photons at accelerators* (2021), 2104.10280.
- [12] O. Matsedonskyi, G. Panico and A. Wulzer, *On the Interpretation of Top Partners Searches*, JHEP **12**, 097 (2014), doi:10.1007/JHEP12(2014)097, 1409.0100.
- [13] T. Sjöstrand, S. Ask, J. R. Christiansen, R. Corke, N. Desai, P. Ilten, S. Mrenna, S. Prestel, C. O. Rasmussen and P. Z. Skands, *An Introduction to PYTHIA 8.2*, Comput. Phys. Commun. **191**, 159 (2015), doi:10.1016/j.cpc.2015.01.024, 1410.3012.
- [14] R. D. Ball, V. Bertone, S. Carrazza, L. Del Debbio, S. Forte, A. Guffanti, N. P. Hartland and J. Rojo, *Parton distributions with QED corrections*, Nucl. Phys. B **877**, 290 (2013), doi:10.1016/j.nuclphysb.2013.10.010, 1308.0598.
- [15] A. Alloul, N. D. Christensen, C. Degrande, C. Duhr and B. Fuks, *FeynRules 2.0 - A complete toolbox for tree-level phenomenology*, Comput. Phys. Commun. **185**, 2250 (2014), doi:10.1016/j.cpc.2014.04.012, 1310.1921.
- [16] ATLAS Collaboration, *Search for single production of vector-like quarks decaying into Wb in pp collisions at $\sqrt{s} = 13$ TeV with the ATLAS detector*, JHEP **05**, 164 (2019), doi:10.1007/JHEP05(2019)164, 1812.07343.

- [17] ATLAS Collaboration, *Search for pair- and single-production of vector-like quarks in final states with at least one Z boson decaying into a pair of electrons or muons in pp collision data collected with the ATLAS detector at $\sqrt{s} = 13$ TeV*, Phys. Rev. D **98**(11), 112010 (2018), doi:10.1103/PhysRevD.98.112010, 1806.10555.
- [18] CMS Collaboration, *Search for single production of a vector-like T quark decaying to a Z boson and a top quark in proton-proton collisions at $\sqrt{s} = 13$ TeV*, Phys. Lett. B **781**, 574 (2018), doi:10.1016/j.physletb.2018.04.036, 1708.01062.
- [19] CMS Collaboration, *Search for single production of vector-like quarks decaying to a top quark and a W boson in proton-proton collisions at $\sqrt{s} = 13$ TeV*, Eur. Phys. J. C **79**, 90 (2019), doi:10.1140/epjc/s10052-019-6556-3, 1809.08597.
- [20] CMS Collaboration, *Search for Light Resonances Decaying into Pairs of Muons as a Signal of New Physics*, JHEP **07**, 098 (2011), doi:10.1007/JHEP07(2011)098, 1106.2375.
- [21] ATLAS Collaboration, *A search for prompt lepton-jets in pp collisions at $\sqrt{s} = 8$ TeV with the ATLAS detector*, JHEP **02**, 062 (2016), doi:10.1007/JHEP02(2016)062, 1511.05542.
- [22] CMS Collaboration, *A search for pair production of new light bosons decaying into muons in proton-proton collisions at 13 TeV*, Phys. Lett. B **796**, 131 (2019), doi:10.1016/j.physletb.2019.07.013, 1812.00380.
- [23] M. Cacciari, G. P. Salam and G. Soyez, *The anti- k_t jet clustering algorithm*, JHEP **04**, 063 (2008), doi:10.1088/1126-6708/2008/04/063, 0802.1189.
- [24] C. Bierlich *et al.*, *Robust Independent Validation of Experiment and Theory: Rivet version 3*, SciPost Phys. **8**, 026 (2020), doi:10.21468/SciPostPhys.8.2.026, 1912.05451.
- [25] R. Kogler *et al.*, *Jet Substructure at the Large Hadron Collider: Experimental Review*, Rev. Mod. Phys. **91**(4), 045003 (2019), doi:10.1103/RevModPhys.91.045003, 1803.06991.
- [26] S. Marzani, G. Soyez and M. Spannowsky, *Looking inside jets: an introduction to jet substructure and boosted-object phenomenology*, vol. 958, Springer, doi:10.1007/978-3-030-15709-8 (2019), 1901.10342.
- [27] ATLAS Collaboration, *Differential top-antitop cross-section measurements as a function of observables constructed from final-state particles using pp collisions at $\sqrt{s} = 7$ TeV in the ATLAS detector*, JHEP **06**, 100 (2015), doi:10.1007/JHEP06(2015)100, 1502.05923.